



University of Notre Dame
Sports Information
112 Joyce Center
Notre Dame, IN 46556
574-631-7516
574-631-7941 (fax)
UND.com

2009 NOTRE DAME FOOTBALL NOTES

Primary Contact: Brian Hardin • bhardin2@nd.edu • Office - 574.631.9471 • Cell - 574.532.4134
Secondary Contact: Michael Bertsch • mbertsch1@nd.edu • Office - 574.631.8642 • Cell - 574.532.4154

Game #9

#19/21 Notre Dame (6-2) vs. Navy (6-3)



DATE • TIME

Saturday, November 7, 2009 • 2:42 p.m. EST

SITE (CAPACITY)

Notre Dame Stadium (80,795); Notre Dame, Ind.

TELEVISION

NBC national telecast with Tom Hammond (play-by-play), Pat Haden (analysis), Alex Flanagan (sideline), Rob Hyland (producer) and David Michaels (director).

RADIO

ISP Sports is the exclusive national rights-holder for Irish football radio broadcasts. ISP manages, produces and syndicates the Irish national football radio network. Notre Dame games will be broadcast by Don Criqui (play-by-play), former Irish great Allen Pinkett (analysis) and Jeff Jeffers providing pre-game, sideline and post-game reports. This broadcast can be heard live on SIRIUS Satellite Radio (channel 159) and XM Satellite Radio (channel 117).

► All Notre Dame games may be heard in South Bend on Sunny 101.5 FM and NewsTalk 960 WSBT-AM.

TICKETS

► Saturday is the 211th consecutive sellout at Notre Dame Stadium. Since 1966, every Irish home football game has been a sellout except one – a 1973 Thanksgiving Day game vs. Air Force. Notre Dame has now played in front of sellouts in 259 of its last 260 home games.

What's Inside

With A Win / With A Loss..... 2
Defensive Notes 17-20
Notre Dame's Record When 2
Special Teams Notes 21
Probable Starting Lineup..... 3
Media Information..... 21
National Rankings..... 4
Rosters..... 22-23
Honors/Awards..... 5
Depth Chart..... 24
ND Among National Leaders.. 6
Series History vs. Navy.... 25-29
BCS Rankings 7
Offensive Player Bios..... 30-41
Team Notes 2-9
Defensive Player Bios..... 42-50
Eye On ND Records 6-15
Special Team Player Bios 51
Offensive Notes..... 10-16
2009 Game Summaries.. 52-55
Irish Big Plays..... 16
2009 Stats 56-69
Starter Sheet..... 17

► Notre Dame has played in front of sellout crowds in 216 of their previous 250 games, including 91 of their last 102 contests dating back to the 2001 Tostitos Fiesta Bowl (the '01, '03, '05 and '07 games at Stanford, the '04 game vs. Navy at the Meadowlands, the '05 and '08 games at Washington, the '07 game at UCLA, the '08 Hawai'i Bowl and this season's game at Purdue and in San Antonio vs. Washington State were not sellouts).

WEB SITES

Notre Dame (und.com), Navy (navysports.com)

REAL-TIME STATS

Live in-game statistics will be provided through CBS College Sports Gametracker via each school's respective official athletic website.

POLLS

Notre Dame is ranked 19th in the AP and 21st in the coaches polls. Navy is unranked in both polls.

SERIES INFO

Notre Dame and Navy will play one another for the 83rd consecutive year on Saturday, making it the longest continuous intersectional rivalry in the country. The Irish hold a 71-10-1 (.872) edge in the series. Notre Dame upended the Midshipmen, 27-21, last season. Navy captured the 2007 meeting to break a 43-game Irish winning streak in the series (NCAA record for longest streak against one opponent). Notre Dame and Navy have met every year since 1927, playing 52 times at neutral sites and 30 times at Notre Dame Stadium (more on the series history on pages 25-27).

WHAT TO WATCH FOR

► Junior QB **Jimmy Clausen** enters this Saturday's game against Navy with 124 consecutive passes without an interception. The streak dates back to the Washington game. The 124 passes without a pick ranks as the fifth-longest such streak in Notre Dame single-season history. Clausen had a streak of 132 passes without an interception in 2008. He also added a streak of 147 passes without a pick that stretched from the USC game of 2008 into the Purdue game of 2009.

Countdown To Kickoff

- 10** Of the 86 total drives directed by junior QB **Jimmy Clausen**, only 10 – or 11.6% – have ended with punts following a three-and-out possession. (SEE PAGE 11)
- 9** Junior WR **Golden Tate** has totaled nine touchdown receptions this season, tying him for second in the Football Bowl Subdivision. (SEE PAGE 36)
- 8** Sophomore LB **Darius Fleming** has been a staple in backfields this year as his 1.64 tackles for loss per game is tied for eighth in the nation. Sixty-one percent of Fleming's tackles are for loss. (SEE PAGE 47)
- 7** The Irish have won the time of possession battle in seven of eight games this year including a season-best 40:54 last week against Washington State. Notre Dame ranks fifth nationally in time of possession averaging 33:19 per game. (SEE PAGE 13)
- 6** Notre Dame's offense has been one of the best this year at moving the chains. The Irish rank sixth in the nation averaging 24.9 first downs per game. (SEE PAGES 10-11)
- 5** Senior S **Kyle McCarthy** is tied for fifth in the FBS with a team-high five interceptions this season. (SEE PAGE 45)
- 4** The Irish rank fourth in the FBS in turnover margin thanks to a plus-11 turnover differential, only three interceptions and three fumbles lost this year. (SEE PAGES 14)
- 3** Notre Dame's rushing defense has improved throughout the season. Over the last three games, the Irish have allowed 3.3 yards per carry and only three rushing touchdowns. (SEE PAGES 17-18)
- 2** Based on the cumulative record of future opposition, only two schools (Ohio State and Pittsburgh) ranked in this week's BCS top 25 face a tougher schedule the rest of the regular season. (SEE PAGE 7)
- 1** Only one quarterback has thrown fewer interceptions than Jimmy Clausen's two this season. (SEE PAGES 32-33)
- 0** In the last two games, the Irish defense has allowed zero or negative yards on 20 of 48 first-down plays. (SEE PAGE 17)

2009 Notre Dame Schedule

September 5 September 12	NEVADA (NBC) at Michigan (ABC)	Notre Dame, Ind. Ann Arbor, Mich.	W, 35-0 L, 34-38
September 19 September 26	MICHIGAN STATE (NBC) at Purdue (ESPN)	Notre Dame, Ind. West Lafayette, Ind.	W, 33-30 W, 24-21
October 3 October 17	WASHINGTON (NBC) #6/5 USC (NBC)	Notre Dame, Ind. Notre Dame, Ind.	W, 37-30 (ot) L, 27-34
October 24 October 31	BOSTON COLLEGE (NBC) vs. Washington State (NBC)	Notre Dame, Ind. San Antonio, Texas	W, 20-16 W, 40-14
November 7 November 14	NAVY (NBC) at Pittsburgh (ABC)	Notre Dame, Ind. Pittsburgh, Pa.	2:30 p.m. 8:00 p.m.
November 21 November 28	CONNECTICUT (NBC) at Stanford (ABC)	Notre Dame, Ind. Palo Alto, Calif.	2:30 p.m. 5:00 p.m.
All Times Local to site			

Extended individual notes are available in the player bios that span pages 30-51.

Notre Dame's Record When...

	2009	Weis Era
At Home	4-1	19-12
On The Road	1-1	12-9
Neutral Site Games	1-0	4-2
In Overtime	1-0	1-3
Coming off a loss	2-0	11-11
Coming off a win	3-1	20-7
Coming of an open date	0-1	2-3
Both teams are AP-ranked	0-1	3-6
Neither team is ranked	4-0	13-9
ND is ranked higher	2-1	19-3
Opponent is ranked higher	0-1	3-11
Vs. In-state Opponents	1-0	4-1
In September	3-1	13-9
In October	3-1	12-6
In November	0-0	11-7
In December	0-0	1-0
In January	0-0	0-2
On Television	6-2	35-23
On NBC	5-1	20-12
On ABC	0-1	7-6
On ESPN	1-0	4-4
On ESPN2	0-0	1-0
On CBS	0-0	2-0
On CSTV	0-0	1-0
On Fox	0-0	0-1
Afternoon Games	4-2	27-18
Night Games	2-0	8-5
Decided By 7 or Less	4-2	12-8
Scoring First	4-0	24-7
Opponent Scores First	2-2	11-16
Leading At Halftime	4-1	25-6
Tied At Halftime	0-0	4-0
Trailing At Halftime	2-1	6-17
Leading After 3 Qtrs.	4-0	27-4
Tied After 3 Qtrs.	0-0	1-1
Trailing After 3 Qtrs.	2-2	7-18
Scoring 40+ Points	1-0	11-2
Scoring 30+ Points	3-1	22-5
Scoring 20-29 Points	2-1	18-9
Scoring 0-19 Points	0-0	2-12
Allowing 40+ Points	0-0	0-6
Allowing 30+ Points	2-2	4-17
Allowing 20-29 Points	1-0	13-7
Allowing 0-19 Points	3-0	19-1
Outrushing Opponent	5-0	20-0
Getting Outrushed	1-2	15-23
Passing For More Yds	3-1	25-13
Passing For Fewer Yds	3-1	10-10
Outgaining Opponent	5-1	25-8
Getting Outgained	1-1	10-14
Winning Time of Poss.	5-2	27-8
Losing Time of Poss.	1-0	8-15
Scoring a Def./ST TD	0-0	12-3
Allowing a Def./ST TD	1-1	3-9
Fewer Penalty Yards	3-1	16-14
More Penalty Yards	3-1	19-8
Winning Turnover Battle	5-1	25-9
Losing Turnover Battle	1-0	7-10
Individual 100-yard rusher	2-1	16-5
Individual 100-yard receiver	4-2	21-9
Individual 200-yard passer	5-2	29-12
Opponent 100-yard rusher	2-1	7-16
Opponent 100-yard receiver	3-1	15-8
Opponent 200-yard passer	4-2	17-13

► Junior WR **Golden Tate** needs just 73 yards to surpass 1,000 yards receiving for the second consecutive season. It would be the seventh 1,000-yard season in Irish history. Tate would also join Jeff Samardzija (2003-06) as the only Notre Dame wideouts to ever record multiple 1,000-yard receiving seasons.

► Senior OT **Sam Young** owns a streak of 46 consecutive starts -- dates back to the 2006 season opener at Georgia Tech. He has started every game of his Irish career and is the only Notre Dame offensive lineman to have started every game since his freshman year. Former DB Tom Zbikowski (2004-07) and LB Maurice Crum, Jr. (2004-08) own the school record for career starts with 48.

AN IRISH VICTORY THIS WEEK WOULD...

- Improve Notre Dame to 7-2 (.778) on the season for the first time since 2005.
- Improve Notre Dame to 5-1 (.833) this season inside Notre Dame Stadium.
- Secure Notre Dame's 103rd all-time winning season in 121 years of varsity football.
- Improve Notre Dame to 72-10-1 (.873) in the all-time series with Navy.
- Improve the Irish to 27-4-0 (.871) in the all-time series with the Midshipmen at Notre Dame Stadium.
- Give the Irish victories in 45 of the last 46 meetings with the Midshipmen, including 22 of the last 23 at Notre Dame Stadium.
- Improve a ranked Notre Dame squad to 48-3-1 (.933) all-time against Navy.
- Improve a ranked Notre Dame squad to 16-1 (.941) all-time against the Middies in Notre Dame Stadium.
- Improve Notre Dame to 60-6 (.909) all-time against Navy when the Middies are unranked.
- Improve Notre Dame to 23-2 (.920) all-time against Navy in Notre Dame Stadium when the Middies are unranked.
- Improve Notre Dame to 131-24-5 (.834) all-time against the Service Academies (Army, Air Force and Navy).
- Improve Notre Dame's all-time home record against the Service Academies to 45-9 (.833).
- Improve Notre Dame's all-time record to 838-286-42 (.737).
- Improve Notre Dame's all-time record at Notre Dame Stadium to 307-99-5 (.753).
- Improve Weis' Notre Dame record to 36-23 (.610) overall, 4-1 (.800) against Navy and 6-2 (.750) against Service Academies.
- Improve Weis' home record to 20-12 (.625) overall, 4-2 (.667) against the Service Academies and 2-1 (.667) against Navy.
- Improve Weis' record to 11-7 (.611) in November games.
- Improve Weis' record to 28-18 (.609) in afternoon games.

AN IRISH DEFEAT THIS WEEK WOULD...

- Drop Notre Dame to 6-3 (.667) on the season for the first time since 2004.
- Drop Notre Dame to 4-2 (.667) this season inside Notre Dame Stadium.
- Drop Notre Dame to 71-11-1 (.861) in the all-time series with Navy.
- Drop the Irish to 26-5-0 (.839) in the all-time series with the Midshipmen at Notre Dame Stadium.
- Drop a ranked Notre Dame squad to 47-4-1 (.913) all-time against Navy.
- Drop a ranked Notre Dame squad to 15-2 (.882) all-time against the Middies in Notre Dame Stadium.
- Drop Notre Dame to 59-7 (.894) all-time against Navy when the Middies are unranked.
- Drop Notre Dame to 22-3 (.880) all-time against Navy in Notre Dame Stadium when the Middies are unranked.
- Drop Notre Dame to 130-25-5 (.828) all-time against the Service Academies (Army, Air Force and Navy).
- Drop Notre Dame's all-time home record against the Service Academies to 44-10 (.815).
- Drop Notre Dame's all-time record to 837-287-42 (.736).
- Drop Notre Dame's all-time record at Notre Dame Stadium to 306-100-5 (.751).
- Drop Weis' Notre Dame record to 35-24 (.593) overall, 3-2 (.600) against Navy and 5-3 (.625) against Service Academies.
- Drop Weis' home record to 19-13 (.593) overall, 3-3 (.500) against the Service Academies and 1-2 (.333) against Navy.
- Drop Weis' record to 10-8 (.556) in November games.
- Drop Weis' record to 27-19 (.587) in afternoon games.

KEEP AN EYE ON THE UNUSUAL AGAINST NAVY

► If history is any indication, expect the unexpected when Notre Dame takes on Navy. In seven of the past 13 meetings between the Irish and Midshipmen, one of the two teams has scored at least one touchdown on defense or special teams. This recent trend began with the 1996 game in Dublin, Ireland, when Notre Dame DE Renaldo Wynn scored on a 24-yard fumble return. In 1999, Navy scored twice in an unorthodox manner, as Chris Oliver recovered a blocked punt in the end zone for a TD and David Alexander scored on a 20-yard interception return. In 2000, Irish FS Tony Driver tied an NCAA record with two fumble returns for touchdowns, both coming less than seven minutes apart in the first quarter at the Citrus Bowl in Orlando. In 2001, Notre Dame SS Jerome Sapp got his team going with a 39-yard fumble return for a touchdown early in the first quarter. In 2002, Irish CB Vontez Duff ran back a third-quarter kickoff 92 yards for a touchdown to help the Irish defeat the Midshipmen in Baltimore. In 2007, Navy LB Chris Kuhar-Pitters scooped up a fumble and rumbled 16 yards for a touchdown to give the Midshipmen a 28-21 lead. Then, last year Notre Dame senior LB **Toryan Smith** returned a blocked punt 14 yards for a touchdown.

2008	TD Punt Block	Toryan Smith, Notre Dame
2007	TD Fumble Return	Chris Kuhar-Pitters, Navy
2002	TD Kickoff Return	Vontez Duff, Notre Dame
2001	TD Fumble Return	Jerome Sapp, Notre Dame
2000	TD Fumble Return	Tony Driver, Notre Dame
2000	TD Fumble Return	Tony Driver, Notre Dame
1999	TD Interception Return	Davede Alexander, Navy
1999	Punt Block TD	Chris Oliver, Navy
1996	TD Fumble Return	Renaldo Wynn, Notre Dame

FOURTH QUARTER MAGIC

► Notre Dame did it again. The Irish rallied from behind in the fourth quarter to upend Boston College. Notre Dame trailed 16-13 with 9:16 remaining in the fourth quarter before a pair of junior RB **Armando Allen** runs gained 13 yards and junior QB **Jimmy Clausen** found junior WR **Golden Tate** for a 36-yard touchdown with 8:12 left. The Irish defense did the rest, forcing a three-and-out and two interceptions on the Eagles' final three drives of the game.

► Notre Dame has now registered four come-from-behind, fourth-quarter victories this season – a first in Irish football history. The previous record for fourth-quarter, comeback victories was three (set on numerous occasions).

► The Irish have actually rallied from five fourth quarter deficits this season, but were not able to hold off Michigan on Sept. 12.

► Notre Dame rallied from fourth quarter deficits in four consecutive games (winning three) against Michigan, Michigan State, Purdue and Washington. The Irish had four fourth quarter comebacks during the 1999 season. Notre Dame also had three fourth quarter comebacks in each of the 1990, 1997, 2000, 2002 and 2003 seasons.

► The previous school record for consecutive fourth quarter comebacks was three during the 2000 season. Interestingly enough, those three straight fourth quarter comebacks to open the 2000 season came under the guidance of three different quarterbacks (Amaz Battle, Gary Godsey and Matt LoVecchio)

► Notre Dame nearly pulled off its fourth consecutive fourth quarter come-from-behind victory against No. 4 USC. The Irish trailed the Trojans, 34-14, with just under 11 minutes remaining in the contest before the Irish caught fire. Notre Dame scored a pair of touchdowns and drove all the way to the Trojans' four-yard line trailing 34-27, but was unable to get the tying touchdown.

► The comeback would have been the greatest fourth quarter rally since the Irish stormed past Houston in the 1979 Cotton Bowl behind Joe Montana, erasing a 22-point fourth-quarter deficit for a 35-34 win.

CLOSE SHAVES

► Notre Dame has become quite accustomed to nailbiting finishes. The Irish played in six consecutive games decided by seven points or less prior to last week's rout of Washington State. No team in the FBS has played in more such games this season.

► The streak of six consecutive games decided by a touchdown or less for Notre Dame equals the school record. Notre Dame last played in six consecutive games decided by seven points or less in 1983-84, when they went down to the wire with Pittsburgh (L, 16-21), Penn State (L, 30-34), Air Force (L, 22-23), Boston College (W, 19-18 in 1983 Liberty Bowl), Purdue (L, 21-23) and Michigan State (W, 24-20). No Irish team has ever played seven straight games decided by a touchdown or less.

► Six straight football games in a single season decided by seven or fewer points? It hasn't happened in the 120-year history of Notre Dame football. The previous single-season school record for consecutive games decided seven points or less came during the 1939 season when the Irish started the season with five games in that fashion (W 3-0 vs. Purdue, W 17-14 vs. Georgia Tech, W 20-19 vs. SMU, W 14-7 vs. Navy, W 7-6 vs. Carnegie Tech).

► With its late-game heroics against Washington, Notre Dame captured three consecutive games by seven points or less. The last time the Irish won three straight games by a touchdown or less came in 2002 during Tyrone Willingham's first season: 24-17 vs. Purdue; 25-23 vs. No. 7 Michigan; 21-17 at Michigan State.

► Prior to the 2002 streak, the last time it happened was Nov. 8-22, 1941, when rookie head coach Frank Leahy led the Irish to narrow wins over No. 6 Navy (20-13), No. 8 Northwestern (7-6) and USC (20-18).

**Notre Dame
Probable Starting Lineup**

OFFENSE

Pos.	No.	Player	Notes
X	23	Golden Tate – Jr.	Second in FBS in receiving TDs and fourth in receiving yds per game (115.88)
LT	72	Paul Duncan – Sr.	Has started all eight games in 2009; Missed the entire 2008 season with hip surgery
LG	59	Chris Stewart – Sr.	Has started all eight games in 2009; Made 10 starts at RG in 2008
OC	55	Eric Olsen – Sr.	Has started 27 straight games (final six of 2007 at RG, 13 in 2008 at LG, eight in 2009 at C)
RG	51	Dan Wenger – Sr.	Started the previous 15 games at center entering 2009; started 18 of 28 games in his career
RT	74	Sam Young – Sr.	Has started all 46 games over the past three seasons (36 games at RT, 10 games at LT)
Z	18	Duval Kamara – Jr.	Career-high seven receptions in the victory over Boston College
TE	9	Kyle Rudolph – So.	Tied career-high with six grabs against Washington St.; 95 yds receiving against Michigan St.
QB	7	Jimmy Clausen – Jr.	Has led five 4th quarter comebacks, including four for victory (ND single-season record)
FB	34	James Aldridge – Sr.	Switched from HB; rushed for 977 yards on 254 attempts over career
HB	5	Armando Allen – Jr.	Back-to-back 100-yard rushing games against Michigan and MSU; career-high 139 vs. UM

DEFENSE

Pos.	No.	Player	Notes
LDE	89	Kapron Lewis-Moore – So.	11 tackles, 1.5 TFLs and two QB hurries in the last two games against BC and Washington St.
DT	9	Ethan Johnson – So.	Made five tackles, two tackles for loss, sack and forced fumble against Washington
NT	95	Ian Williams – Jr.	Season-high seven tackles against Boston College; first career INT against Washington St.
RDE	90	John Ryan – Sr.	Voted by teammates onto leadership committee; started last five games in 2009
SAM	45	Darius Fleming – So.	Ranks eighth in the FBS in TFLs; 1st among linebackers and 1st among sophomores
MIKE	58	Brian Smith – Jr.	Ranks second on the team in tackles (41) and tied for third in tackles for loss (5.0)
WILL	5	Manti Te'o – Fr.	Over last four games, ranks first on the Irish defense with 30 tackles
LCB	4	Gary Gray – Jr.	Recorded third career INT and returned 30 yards to setup ND touchdown against USC
SS	31	Sergio Brown – Sr.	First career start at FS against Boston College; also used as extra safety in nickel defense
FS	28	Kyle McCarthy – Sr.	Ranks tied for fifth in the FBS in interceptions (five); also ranks 3rd in tackles in FBS by SS
RCB	12	Robert Blanton – So.	Four career interceptions, returning one 47 yards for a TD vs. Purdue

SPECIAL TEAMS

Pos.	No.	Player	Notes
PK	40	Nick Tausch – Fr.	Rookie kicker has connected on school record 14 straight field goals
KO	48	David Ruffer – Jr.	Saw first career action as kickoff specialist against USC; averages 62.9 per kickoff
P	35	Ben Turk – Fr.	Ranked by Scout.com as third-best high school punter in 2008
H	43	Eric Maust – Sr.	Holds for both Nick Tausch and Brandon Walker
LSNP	60	Jordan Cowart – Fr.	Serves as snapper on punts
SSNP	52	Braxton Cave – So.	Serves as snapper on field goals
PR	23	Golden Tate – Jr.	Avg. 6.7 yds/return on five punt returns in 2009
	5	Armando Allen – Jr.	Avg. 9.4 yds/return on seven punt returns in 2008
KR	21	Barry Gallup – Sr.	Made kickoff return debut against Michigan; avg. 38.5 yds, including 52-yard return
	32	Theo Riddick – Fr.	Rookie averages 23.5 yards per kickoff return; 10th-best of any true freshman in FBS

KEY PROBABLE NON-STARTERS

Pos.	No.	Player	Notes
X	11	Shaquelle Evans – Fr.	41st-overall player in ESPNU150, 4th-best WR; 44th-best player by <i>Sporting News</i> , 8th-best WR
LT	77	Matt Romine – Jr.	Fully healthy after playing in just five games in 2008
RG	78	Trevor Robinson – So.	Has started all eight games in 2009; Became fifth rookie OL to ever start a game at ND
TE	83	Toryan Ragone – Jr.	Returns from a torn ACL that caused him to miss the entire 2008 season
Z	82	Robby Parris – Sr.	Career-high nine catches against USC for 92 yards (second-most) before injuring leg
Z	81	John Goodman – So.	64-yard touchdown catch against Washington St. was first of his career
QB	10	Dayne Crist – So.	64-yard touchdown pass against Washington St. was first of his career
HB	33	Robert Hughes – Jr.	Filled in for injured FB James Aldridge; two career 100-yd rushing games
HB	25	Jonas Gray – So.	Powerful, quick running back rushed for 50 yards on nine carries against Nevada
HB	32	Theo Riddick – Fr.	Named <i>Superprep</i> All-American, rating him as 23rd-best running back nationally
DE	56	Kerry Neal – Jr.	One of four juniors to have played in every game of his Notre Dame career
SAM	22	Harrison Smith – Jr.	Made nine starts at LB in 2008; career-high 11 tackles and 1.5 for loss against Michigan
SAM	41	Scott Smith – Sr.	One of four captains in '09; played in 43 career games; 350 special-teams appearances
MIKE	49	Toryan Smith – Sr.	Registered five tackles, two for loss and one sack in season opening victory over Nevada
CB	2	Darrin Walls – Sr.	Was not enrolled at ND during first semester of 2008 due to personal reasons
CB	8	Raeshon McNeil – Sr.	11th all-time in PBU's (14); third-most PBU's (11) in single-season school history in '08
CB/FS	26	Jamoris Slaughter – So.	Recorded first career start in the victory over Washington St.
SS	17	Zeke Motta – Fr.	Participated in '09 U.S. Army All-American Game; Rivals.com ranked 54th-best player overall

National
Rankings

ASSOCIATED PRESS (Nov. 1)

Rk	School	Record	Pts
1.	Florida (38)	8-0	1448
2.	Texas (13)	8-0	1408
3.	Alabama (8)	8-0	1390
4.	Cincinnati	8-0	1212
5.	Boise State	8-0	1211
6.	TCU	8-0	1147
7.	Oregon	7-1	1130
8.	Iowa	9-0	1127
9.	LSU	7-1	1036
10.	Georgia Tech	8-1	949
11.	Penn State	8-1	886
12.	USC	6-2	741
13.	Houston	7-1	707
14.	Pittsburgh	7-1	690
15.	Ohio State	7-2	636
16.	Miami (FL)	6-2	602
17.	Utah	7-1	552
18.	Oklahoma State	6-2	361
19.	NOTRE DAME	6-2	352
20.	Oklahoma	5-3	348
21.	Arizona	5-2	322
22.	Virginia Tech	5-3	185
23.	California	6-2	181
24.	Wisconsin	6-2	172
25.	Brigham Young	6-2	130

Others Receiving Votes

USF 115, Clemson 35, Auburn 30, Texas Tech 24, West Virginia 15, Rutgers 11, Boston College 6, Central Michigan 4, Oregon State 4, Tennessee 3, Idaho 2, Richmond 1, South Carolina 1, Temple 1.

USA TODAY/COACHES (Nov. 1)

Rk	School	Record	Pts
1.	Florida (50)	8-0	1463
2.	Texas (4)	8-0	1395
3.	Alabama (5)	8-0	1390
4.	TCU	8-0	1182
5.	Boise State	8-0	1176
6.	Iowa	9-0	1161
7.	Cincinnati	8-0	1150
8.	Oregon	7-1	1079
9.	LSU	7-1	1062
10.	Penn State	8-1	966
11.	Georgia Tech	8-1	934
12.	Ohio State	7-2	730
13.	USC	6-2	729
14.	Pittsburgh	7-1	694
15.	Houston	7-1	672
16.	Utah	7-1	567
17.	Miami (FL)	6-2	549
18.	Oklahoma State	6-2	371
19.	Arizona	5-2	320
20.	Oklahoma	5-3	313
21.	NOTRE DAME	6-2	281
22.	Wisconsin	6-2	204
23.	California	6-2	197
24.	Virginia Tech	5-3	193
25.	Brigham Young	6-2	106

Others Receiving Votes

USF 65, West Virginia 51, Texas Tech 49, Auburn 46, Clemson 18, South Carolina 15, North Carolina 8, Idaho 8, Central Michigan 7, Navy 5, Boston College 5, Rutgers 4, Tennessee 4, Duke 3, Kansas State 1, Troy 1, Temple 1.

2009 opponents in **bold**

► The Notre Dame record for consecutive wins by seven points or less is five, the first five games of the 1939 season (Sept. 30-Oct. 28) under head coach Elmer Layden.

► The recent Irish streak marked just the fifth time Notre Dame has won three straight games by seven points or less. The others are the aforementioned streak in 2002, the last three games of 1941, the first five games of 1939 and the last three games of the 1937 season (Nov. 13-27).

► The Notre Dame record for wins by seven points or less in a season is six, set in 1939 when that club had a 6-1 record in games decided by seven or less. The 1937 team was 5-1-1 and the 2002 club was 5-1-0 in games decided by seven or less, while the 1929 (4-0), 1940 (4-1), 1974 (4-0), 1990 (4-3), 1997 (4-2) and 1998 (4-1) teams all had four wins by seven or less over the course of the season.

► As for winning percentage in games decided by seven points or less, the 1929 and 1974 teams were both 4-0, while the 1926, 1928, 1954 and 1957 teams finished 3-0.

► One item of note on the greatness of Knute Rockne: he was 20-3-5 (.804) in games decided by seven points or less over his Notre Dame career, including 16-0-2 (.944) over his last seven years. Charlie Weis is 12-8 (.600) in games decided by seven points or less.

DOWN TO THE WIRE

► With the victory over Washington, Notre Dame snapped its three-game losing streak in overtime games. The Irish had not won an overtime game since 2003.

► Notre Dame improved to 3-6 in overtime in school history. Eight of the nine Irish overtime contests have come at Notre Dame Stadium.

W 37-30 vs. Washington (2009)

L 33-36 vs. Pittsburgh (2008)

L 44-46 vs. Navy (2007)

L 41-44 vs. Michigan State (2005)

W 29-26 vs. Washington State (2003)

L 24-27 vs. Nebraska (2000)

W 34-31 vs. Air Force (2000)

L 20-27 at USC (1996)

L 17-20 vs. Air Force (1996)

► Prior to the victory over Washington, Notre Dame had never won a game in overtime the week following a victory in the last minute of regulation in its storied history.

► Notre Dame has now won four games in its storied history by scoring a touchdown in the last 30 seconds of regulation. Here is that list of games:

Sept. 26, 2009 Notre Dame 24, at Purdue 21 (0:25)

Oct. 21, 2006 at Notre Dame 20, UCLA 17 (0:27)

Nov. 14, 1992 at Notre Dame 17, Penn State 16 (0:19)

Jan. 1, 1979 Notre Dame 35, Houston 34 (1979 Cotton Bowl) (:00)

► Notre Dame has now won 17 games all-time in overtime or with less than 25 seconds remaining in regulation and only five of those have come on the road.

► The Irish have never registered a longer drive (72 yards) to win a game on the road with less than 25 seconds to go in the contest in school history than it did at Purdue.

► Notre Dame scored with just 24.8 seconds remaining on the clock at Purdue. It is the latest the Irish have scored to secure a victory on the road since 1997 when Scott Cengia booted a field goal with five seconds left to secure a 23-22 victory at Hawaii.

Michigan 38, Notre Dame 34

The Wolverines scored a go-ahead touchdown with 11 seconds left to secure a 38-34 victory over the Irish.

Notre Dame 33, Michigan State 30

The Irish regained the lead with 5:18 to go in regulation on junior WR **Golden Tate's** 33-yard touchdown catch, but the Spartans drove to Notre Dame's 18-yard line before senior SS **Kyle McCarthy's** interception at the four-yard line with 57 seconds left secured the victory.

Notre Dame 24, Purdue 21

Junior QB **Jimmy Clausen** completed a two-yard touchdown pass to sophomore TE **Kyle Rudolph** with 24.8 seconds to play, and Notre Dame rallied for a 24-21 win over Purdue. Clausen led the Irish on a 12-play, 72-yard drive. He went 6-for-9 on the drive for 69 yards, including the go-ahead touchdown pass.

► Since the series with Purdue resumed in 1946, there have been just five games where the winning points were scored in the final five minutes. Ironically, three have come on the date of Sept. 26. Here is a list of those five games:

Sept. 26, 2009 Notre Dame 24, at Purdue 21

Sept. 16, 2000 at #21 Notre Dame 23, #13 Purdue 21

Sept. 26, 1998 at #23 Notre Dame 31, Purdue 30

Sept. 26, 1981 at Purdue 15, #13 Notre Dame 14

Sept. 25, 1971 #2 Notre Dame 8, at Purdue 7

Notre Dame 37, Washington 30 (ot)

Notre Dame waited even later than the last minute to pull out this finish. Junior RB **Robert Hughes** scored on a 1-yard run in overtime and junior FS **Harrison Smith** and senior SS **Kyle McCarthy** jarred the ball loose from Washington receiver D'Andre Goodwin near the goal line on fourth-and-19 as the Fighting Irish beat the Huskies 37-30.

USC 34, Notre Dame 27

Junior QB **Jimmy Clausen** nearly executed another thrilling fourth-quarter rally, but came up four yards short as No. 6 USC held on for a 34-27 victory against No. 25 Notre Dame. On Clausen's first pass into the end zone, sophomore TE **Kyle Rudolph** made a juggling catch but was out of bounds. The second was knocked down by Josh Pinkard and the Trojans started celebrating thinking the game was over. But the officials ruled there was 1 second left. Clausen fired to junior WR **Duval Kamara**, who slipped and couldn't get a hand on it.

Notre Dame 20, Boston College 16

Junior WR **Golden Tate** caught 11 passes for 128 yards and two touchdowns to lead Notre Dame to a 20-16 victory over Boston College, ending a six-game losing streak to the Eagles. The Irish came up with three interceptions in the second half, the final one with 98 seconds left. The last five games Notre Dame has played were decided in the final minute.

NOTRE DAME IN NOVEMBER

- ▶ Notre Dame is 309-117-28 (.711) all-time during the month of November.
- ▶ The Irish are 143-42-7 (.763) in November home games.
- ▶ Notre Dame has an all-time mark of 116-63-16 (.636) in road games during November.
- ▶ The Irish are 50-12-5 (.784) in November neutral games.
- ▶ Notre Dame has gone 10-7 (.588) in November under head coach Charlie Weis.

ON THIS DATE

Notre Dame has played 17 previous games in its history on Nov. 7. The Irish are 13-3-1 all-time on the date. The Irish were ranked inside the top 25 on eight occasions, including each of the previous three games and five of six (not including this year's meeting).

1895	W	Illinois Cycling Club	18-2	H	1953	W	(1) Pennsylvania	28-20	A
1903	W	Missouri Osteopaths	28-0	H	1959	L	Georgia Tech (4:27) (19)	10-14	H
1908	W	Indiana (Indianapolis)	11-0	N	1964	W	(1) Pittsburgh	17-15	A
1913	W	Penn State (R)	14-7	A	1970	W	(2) Pittsburgh	46-14	H
1914	L	Army	7-20	A	1981	W	Georgia Tech	35-3	H
1925	T	Penn State (R)	0-0	A	1987	W	(9) Boston College (5:25)	32-25	H
1931	W	Pennsylvania	49-0	H	1992	W	(8) Boston College (9)	54-7	H
1936	L	(13) Navy (Baltimore)	0-3	N	1998	W	(13) Boston College (5:54)	31-26	A
1942	W	(4) Army (19) (Yankee Stadium)	13-0	N					

Beginning with the 1936 season, the number in front of the opponent name indicates Notre Dame's ranking in the Associated Press poll coming into the game. The number following the opponent name indicates its ranking. The letter R indicates the game was played in rain. 0:00 indicates the amount of time remaining when the deciding points were scored.

Nov. 7, 1982: Blair Keil and Joe Howard teamed up for a 96-yard touchdown pass and catch to propel the Irish over Georgia Tech, 35-3. The reception remains the longest in Notre Dame history.

IRISH OFFENSIVE LINE PASSES CENTURY MARK FOR CAREER STARTS

- ▶ First-year offensive line coach Frank Verducci is charged with improving the Irish rushing attack in 2009 and will attempt to do so with one of the most experienced offensive line units in Notre Dame's recent history.
- ▶ Six players having starting experience for the Irish, led by right tackle **Sam Young's** 46 starts. **Eric Olsen** (27 starts), **Paul Duncan** (20 starts), **Dan Wenger** (18 starts), **Chris Stewart** (18 starts) and **Trevor Robinson** (11 starts) help bring the Irish total to 140 combined career starts. Notre Dame's total of 100, entering this season, was the second most in the past decade at Notre Dame.

Starts (Players with Starting Experience)	Year
102 (Six)	2005
100 (Six)	2009
91 (Four)	2006
79 (Six)	2002
60 (Five)	2008
60 (Six)	2001
49 (Seven)	2000
46 (Two)	2007
46 (Six)	2004
21 (Three)	2003

List above was calculated entering the 2009 season.

2009 Irish Honors/Awards

James Aldridge

- ▶ Irish Leadership Committee
- ▶ Phil Steele's #54 RB

Armando Allen

- ▶ Doak Walker Award Candidate
- ▶ Phil Steele's #17 KR
- ▶ Phil Steele's #47 RB

Mike Anello

- ▶ Irish Leadership Committee
- ▶ Lott Award Watch List

Sergio Brown

- ▶ Irish Leadership Committee

Jimmy Clausen

- ▶ Irish Offensive Co-Captain
- ▶ Maxwell Award Watch List
- ▶ Davey O'Brien Award Semifinalist
- ▶ Davey O'Brien Award Watch List
- ▶ Manning Award Watch List
- ▶ Allstate / AFCA Good Works Team® Candidate
- ▶ Phil Steele's #10 QB
- ▶ Lindy's #23 QB
- ▶ AT&T/ESPN All-America Player of the Week (9.7)
- ▶ College Football Performance Awards Performer of the Week (9.6)
- ▶ Davey O'Brien QB of the Week (10.5)

Michael Floyd

- ▶ Irish Leadership Committee
- ▶ Lindy's #20 WR
- ▶ College Football Performance Awards Performer of the Week (9.6)
- ▶ College Football Performance Awards Honorable Mention (9.13)

Gary Gray

- ▶ Phil Steele's #59 CB

Duval Kamara

- ▶ Phil Steele's #22 WR

Eric Maust

- ▶ Phil Steele's #17 P

Kyle McCarthy

- ▶ Bednarik Award Watch List
- ▶ Irish Defensive Captain
- ▶ Phil Steele's #21 SS

Raeshon McNeil

- ▶ Phil Steele's #47 CB

Kerry Neal

- ▶ Irish Leadership Committee

Eric Olsen

- ▶ Irish Offensive Co-Captain
- ▶ *Sporting News* Preseason Third Team All-American
- ▶ Lombardi Award Watch List
- ▶ Phil Steele's #25 OG

Mike Ragone

- ▶ Phil Steele's #19 TE

Kyle Rudolph

- ▶ Irish Leadership Committee
- ▶ Mackey Award Midseason Watch List
- ▶ College Football Performance Awards Honorable Mention (9.20)
- ▶ John Mackey Tight End Of The Week (9.20)

John Ryan

- ▶ Irish Leadership Committee

Brian Smith

- ▶ Irish Leadership Committee
- ▶ Lombardi Award Watch List
- ▶ Phil Steele's #14 ILB

Harrison Smith

- ▶ Phil Steele's #15 FS
- ▶ Lindy's #37 FS

Scott Smith

- ▶ Irish Special Teams Captain

Toryan Smith

- ▶ Phil Steele's #53 ILB

Chris Stewart

- ▶ Phil Steele's #13 OG

Golden Tate

- ▶ Phil Steele Preseason First Team All-American
- ▶ *Sporting News* Preseason Third Team All-American
- ▶ Maxwell Award Watch List
- ▶ Biletnikoff Award Semifinalist
- ▶ Biletnikoff Award Watch List
- ▶ Phil Steele's #6 WR
- ▶ Lindy's #15 WR
- ▶ Phil Steele's #19 PR
- ▶ College Football Performance Awards Honorable Mention Performer of the Week (9.13)
- ▶ AT&T/ESPN All-America Player of the Week (10.8)

Brandon Walker

- ▶ Lou Groza Watch List

Darrin Walls

- ▶ Phil Steele's #15 CB

Dan Wenger

- ▶ Rimington Trophy Watch List
- ▶ Phil Steele's #11 OC

Ian Williams

- ▶ Phil Steele's #20 DT

Sam Young

- ▶ Irish Leadership Committee
- ▶ Phil Steele Preseason Second Team All-American
- ▶ Outland Trophy Watch List
- ▶ Lombardi Award Watch List
- ▶ Phil Steele's #4 OT
- ▶ Lindy's #7 OT

PRESEASON UNIT RANKINGS

- ▶ Phil Steele's #1 WR/TE
- ▶ Athlon's #2 WR/TE
- ▶ Lindy's #4 WR
- ▶ Phil Steele's #5 OL
- ▶ Phil Steele's #7 DB
- ▶ Phil Steele's #12 QB
- ▶ Phil Steele's #14 LB
- ▶ Phil Steele's #17 RB
- ▶ Phil Steele's #19 ST

PRESEASON TEAM RANKINGS

- ▶ Phil Steele #7
- ▶ *Sporting News* #18
- ▶ Athlon #24

Keeping An Eye On Notre Dame Records

PASSING

Attempts - Game

1.	63	Terry Hanratty, at Purdue (Sept. 30, 1967)
2.	60	Brady Quinn, vs. Michigan State (Sept. 17, 2005)
3.	59	Brady Quinn, at Purdue (Sept. 27, 2003)
4.	58	Joe Theismann, at USC (Nov. 28, 1970)
5.	52	Brady Quinn, vs. Florida State (Nov. 1, 2003)
6.	48	Jimmy Clausen, at North Carolina (Oct. 11, 2008)
	48	Brady Quinn, vs. Michigan (Sept. 16, 2006)
8.	47	Brady Quinn, at BYU (Sept. 4, 2004)
9.	46	Jimmy Clausen, at Boston College (Nov. 8, 2008)
	46	Brady Quinn, vs. Purdue (Oct. 2, 2004)

Attempts - Season

1.	467	Brady Quinn (2006)
2.	450	Brady Quinn (2005)
3.	440	Jimmy Clausen (2008)
4.	353	Brady Quinn (2004)
5.	332	Brady Quinn (2003)
6.	316	Jarvious Jackson (1999)
7.	298	Ron Powllus (1997)
8.	268	Joe Theismann (1970)
9.	260	Joe Montana (1978)
10.	259	Steve Beuerlein (1986)

Attempts - Career

1.	1602	Brady Quinn (2003-06)
2.	969	Ron Powllus (1994-97)
3.	942	Jimmy Clausen (2007-)
4.	850	Steve Beuerlein (1983-86)
5.	698	Rick Mirer (1989-92)
6.	609	Blair Kiel (1980-83)
7.	550	Terry Hanratty (1966-68)
8.	536	Jarvious Jackson (1996-99)
9.	515	Joe Montana (1975-78)
10.	509	Joe Theismann (1968-70)

Attempts per Game - Season

1.	37.5	Brady Quinn (2005)	450-12
2.	35.9	Brady Quinn (2006)	467-13
3.	33.8	Jimmy Clausen (2008)	440-13
4.	32.1	Jimmy Clausen (2009)	257-8
5.	29.4	Brady Quinn (2004)	353-12
6.	28.1	Terry Hanratty (1968)	197-7
7.	27.6	Brady Quinn (2003)	332-12

Attempts per Game - Career

1.	32.7	Brady Quinn (2003-06)	1602-49
2.	30.4	Jimmy Clausen (2007-)	942-31
3.	22.0	Ron Powllus (1994-97)	964-44
4.	21.2	Terry Hanratty (1966-68)	550-26

Completions - Game

1.	33	Joe Theismann, at USC (Nov. 28, 1970)
	33	Brady Quinn, vs. Michigan State (Sept. 17, 2005)
3.	32	Brady Quinn, vs. BYU (Oct. 22, 2005)
4.	31	Jimmy Clausen, at North Carolina (Oct. 11, 2008)
	31	Ron Powllus, at Purdue (Sept. 13, 1997)
6.	29	Jimmy Clausen, Stanford (Oct. 4, 2008)
	29	Brady Quinn, at Purdue (Oct. 1, 2005)
	29	Brady Quinn, at Purdue (Sept. 27, 2003)
	29	Terry Hanratty, at Purdue (Sept. 30, 1967)
	29	Brady Quinn, vs. Ohio State (Jan. 2, 2006)
	29	Brady Quinn, vs. Purdue (Sept. 30, 2006)

Completions - Season

1.	292	Brady Quinn (2005)
2.	289	Brady Quinn (2006)
3.	268	Jimmy Clausen (2008)
4.	191	Brady Quinn (2004)
5.	184	Jarvious Jackson (1999)
6.	182	Ron Powllus (1997)
7.	172	Jimmy Clausen (2009)
8.	157	Brady Quinn (2003)
9.	155	Joe Theismann (1970)
10.	151	Steve Beuerlein (1986)

Completions - Career

1.	929	Brady Quinn (2003-06)
2.	578	Jimmy Clausen (2007-)
3.	558	Ron Powllus (1994-97)
4.	473	Steve Beuerlein (1983-86)

2009 NOTRE DAME OPPONENT UPDATE

Below is a look at Notre Dame opponents' upcoming games. Since 1977, when the NCAA started rating strength of schedule, Notre Dame's schedule has been rated the most difficult five times (1978, 1985, 1987, 1989 and 1995).

Opponent	'09 Record	Nov. 7
Nevada	5-3	at San Jose State
Michigan	5-4	Purdue
Michigan State	4-5	Western Michigan
Purdue	3-6	at Michigan
Washington	3-5	at UCLA
USC	6-2	at Arizona State
Boston College	6-3	Bye
Washington State	1-7	at Arizona
Navy	6-3	at Notre Dame
Pittsburgh	7-1	Syracuse
UConn	4-4	at Cincinnati
Stanford	5-3	Oregon

Opponents' combined 2009 record: 55-46 (.545); NCAA recognized strength of schedule numbers do not include games played against FCS foes

► It was a tough weekend for Irish football opponents, so Notre Dame's strength of schedule stands at 33rd (48-40 for .545). Navy is 80th on 38-44 (.463). When it comes to future opposition, Notre Dame stands 17th at .645 (20-11). Notre Dame's remaining opponents are Navy (6-3), Pittsburgh (7-1), Connecticut (4-4) and Stanford (5-3). The toughest future schedules belong to Ohio State (19-5), Stanford (24-7) and Auburn (12-4).

► Notre Dame currently ranks 22nd in the most recent BCS standings. The Irish have played No. 12 USC and will play No. 13 Pittsburgh.

Irish Among National Leaders

Category	Rank	Stat	National Leader	Stat
Rushing Offense	58	147.88	Nevada	319.13
Passing Offense	8	309.75	Houston	422.63
Total Offense	5	457.63	Houston	563.25
Scoring Offense	28	31.25	Texas	41.75
Rushing Defense	50	123.88	Texas	52.88
Pass Efficiency Defense	81	131.95	Florida	88.43
Total Defense	83	384.00	TCU	235.75
Scoring Defense	51	22.88	Penn State	9.33
Net Punting	95	33.56	Georgia	44.13
Punt Returns	64	8.60	Minnesota	19.00
Kickoff Returns	51	22.58	Stanford	31.77
Turnover Margin	4	1.38	Rutgers	2.25
Pass Defense	109	260.13	Air Force	136.44
Passing Efficiency	5	162.01	Cincinnati	168.49
Sacks	50	2.13	Pittsburgh	4.13
Tackles For Loss	28	6.88	Cincinnati	9.50
Sacks Allowed	70	2.13	Oklahoma State	.50

Rushing	Passing Efficiency
Armando Allen 37th 85.67	Jimmy Clausen 2nd 164.25

Total Offense	Receptions
Jimmy Clausen 15th 282.62	Golden Tate t-14th 7.00

Receiving Yards	Interceptions
Golden Tate 4th 115.88	Kyle McCarthy t-5th 0.62
	Robert Blanton t-95th 0.25

Kickoff Returns	Field Goals
Theo Riddick 68th 23.50	Nick Tausch t-10th 1.75

Scoring	All-Purpose Runners
Nick Tausch t-23rd 8.25	Golden Tate 18th 148.88
Golden Tate t-23rd 8.25	Armando Allen 93rd 105.50

Tackles	Tackles For Loss
Kyle McCarthy t-84th 7.88	Darius Fleming 8th 1.64

	Harris				USA Today			Computers			
	BCS Previous		Rank	Points	%	Rank	Points	%	Avg. Comp.		
	Average	Week							Rank	Points	%
1. Florida	.9918	1	1	2803	.9835	1	1463	.9919	1	100	1.000
2. Texas	.9227	3	2	2714	.9523	2	1395	.9458	3	87	.870
3. Alabama	.9166	2	3	2672	.9375	3	1390	.9424	3	87	.870
4. Iowa	.8407	4	7	2209	.7751	6	1161	.7871	2	96	.960
5. Cincinnati	.8033	8	5	2281	.8004	7	1150	.7797	5	83	.830
6. TCU	.8008	6	6	2226	.7811	4	1182	.8014	6	82	.820
7. Boise State	.7863	7	4	2313	.8116	5	1176	.7973	8	75	.750
8. Oregon	.7651	10	8	2148	.7537	8	1079	.7315	7	81	.810
9. LSU	.7121	9	9	2070	.7263	9	1062	.7200	9	69	.690
10. Georgia Tech	.6287	11	11	1775	.6228	11	934	.6332	10	63	.630
11. Penn State	.6166	12	10	1809	.6347	10	966	.6549	12	56	.560
12. USC	.5336	5	12	1415	.4965	13	729	.4942	11	61	.610
13. Pittsburgh	.4401	15	15	1282	.4498	14	694	.4705	14	40	.400
14. Utah	.4226	16	16	1121	.3933	16	567	.3844	13	49	.490
15. Houston	.4209	18	14	1303	.4572	15	672	.4556	16	35	.350
16. Ohio State	.3784	17	13	1369	.4804	12	730	.4949	21	16	.160
17. Miami (FL)	.3707	19	17	1111	.3898	17	549	.3722	16	35	.350
18. Arizona	.2589	20	21	598	.2098	19	320	.2169	16	35	.350
19. Oklahoma State	.2179	14	18	690	.2421	18	371	.2515	21	16	.160
20. California	.2095	24	22	385	.1351	23	197	.1336	15	36	.360
21. Wisconsin	.1939	NR	24	295	.1035	22	204	.1383	19	34	.340
22. Notre Dame	.1903	23	20	657	.2305	21	281	.1905	23	15	.150
23. Virginia Tech	.1559	13	23	333	.1168	24	193	.1308	20	22	.220
24. Oklahoma	.1494	NR	19	673	.2361	20	313	.2122	28	0	.000
25. South Florida	.0786	NR	26	176	.0618	26	65	.0441	24	13	.130

SOFT SCHEDULE? NOT SO FAST MY FRIEND

- ▶ According to the strength of schedule (both past and future opposition records) tabulated by the NCAA, only 11 schools currently ranked by the BCS have a stronger schedule than Notre Dame.
- ▶ Of those 11 schools, only four teams are ranked in the top 12 of the BCS.
- ▶ Based on the cumulative record of future opposition, only two schools (Ohio State and Pittsburgh) ranked in this week's BCS top 25 face a tougher schedule than Notre Dame the rest of the regular season.
- ▶ Here is the current BCS standings, adjusted to rank the schools in the top 25 by their recognized NCAA strength of schedule and future strength of schedule. The first number listed is the schedule strength ranking, followed by the school and then this week's BCS ranking:

Schedule Strength	Team	BCS Rank	Future SOS	Team	BCS Rank
2	Oklahoma	24	1	Ohio State	16
6	Arizona	18	7	Pittsburgh	13
7	Iowa	4	17	Notre Dame	22
7	Virginia Tech	23	17	Oklahoma	24
11	Oregon	8	21	Alabama	3
13	Miami	17	27	Iowa	4
17	Pittsburgh	13	34	LSU	9
20	Ohio State	16	36	Arizona	18
22	Alabama	3	38	Oregon	8
27	USC	12	42	Miami (Fla.)	17
29	USF	25	45	California	20
33	Notre Dame	22	46	Cincinnati	5
33	Oklahoma State	19	47	Utah	14
35	Texas	2	53	Penn State	11
36	Wisconsin	21	55	South Florida	25
40	Penn State	11	56	USC	12
42	Florida	1	62	Texas	2
45	LSU	9	62	Georgia Tech	10
54	California	20	66	Oklahoma State	19
58	Cincinnati	5	82	Boise State	7
59	Georgia Tech	10	84	TCU	6
75	TCU	6	93	Wisconsin	21
87	Utah	14	101	Florida	1
95	Boise State	7	104	Virginia Tech	23
105	Houston	15	117	Houston	15

Keeping An Eye On Notre Dame Records

Completions - Career (cont.)	
5.	377 Rick Mirer (1989-92)
6.	306 Jarious Jackson (1996-99)
7.	304 Terry Hanratty (1966-68)
8.	297 Blair Kiel (1980-83)
9.	290 Joe Theismann (1968-70)
10.	268 Joe Montana (1975-78)
Consecutive Completions - Year	
1.	14 Ron Powilus (1997)
	14 Brady Quinn (2005)
3.	12 Jarious Jackson (1998)
	12 Brady Quinn (2005)
5.	11 Jimmy Clausen (2009)
	11 Ron Powilus (1996)
	11 Brady Quinn (2005)
	11 Brady Quinn (2005)
9.	11 Jimmy Clausen (2009)
	10 Tony Rice (1988)
	10 Terry Andrysiak (1985)
	10 Steve Beuerlein (1984)
	10 Joe Montana (1978)
	10 Angelo Bertelli (1942)
Completions per Game - Season	
1.	24.3 Brady Quinn (2005) 292-12
2.	22.2 Brady Quinn (2006) 289-13
3.	21.5 Jimmy Clausen (2009) 172-8
4.	20.6 Jimmy Clausen (2008) 268-13
5.	16.6 Terry Hanratty (1968) 116-7
Completions per Game - Career	
1.	19.0 Brady Quinn (2003-06) 929-49
2.	18.6 Jimmy Clausen (2007-) 578-31
3.	12.6 Ron Powilus (1994-97) 558-44
4.	11.7 Terry Hanratty (1966-68) 304-26
Completion Percentage - Game	
1.	90.9 Steve Beuerlein, vs. Colorado (Sept. 22, 1984)
2.	85.7 Rick Slager, at Northwestern (Sept. 25, 1976)
	85.7 Rick Mirer, at Purdue (Sept. 28, 1991)
	85.7 Jarious Jackson, vs. Navy (Nov. 14, 1998)
5.	84.6 Jimmy Clausen, vs. Hawai'i (Dec. 24, 2008)
6.	83.3 Jimmy Clausen, vs. Nevada (Sept. 5, 2009)
	83.3 Jimmy Clausen, vs. Navy (Nov. 15, 2008)
8.	81.5 Jimmy Clausen, vs. Washington State (Oct. 31, 2008)
9.	81.3 Bob Williams, at Michigan State (Nov. 5, 1949)
10.	80.5 Brady Quinn, at Purdue (Oct. 1, 2005)
Completion Percentage - Season (min 100 att.)	
1.	66.9 Jimmy Clausen (2009)
2.	64.9 Brady Quinn (2005)
3.	61.9 Brady Quinn (2006)
4.	61.6 Kevin McDougal (1993)
5.	61.1 Ron Powilus (1997)
6.	60.9 Jimmy Clausen (2008)
7.	60.3 Steve Beuerlein (1984)
8.	59.2 Jarious Jackson (1999)
Completion Percentage - Career (min 150 att.)	
1.	62.2 Kevin McDougal (1990-93)
2.	61.4 Jimmy Clausen (2007-)
3.	58.0 Brady Quinn (2003-06)
4.	57.5 Ron Powilus (1994-97)
5.	57.1 Jarious Jackson (1996-99)
6.	56.9 Joe Theismann (1968-70)
7.	55.6 Steve Beuerlein (1983-86)
Efficiency Rating - Season (min 50 attempts)	
1.	164.2 Jimmy Clausen (2009)
2.	161.4 Bob Williams (1949)
3.	158.4 Brady Quinn (2005)
4.	146.7 Brady Quinn (2006)
Efficiency Rating - Season (min 100 attempts)	
1.	164.2 Jimmy Clausen (2009)
2.	158.4 Brady Quinn (2005)
3.	155.1 John Huarte (1964)
4.	146.7 Brady Quinn (2006)

Keeping An Eye On Notre Dame Records

Efficiency Rating - Career (min 100 attempts)

1. 154.4 Kevin McDougal (1990-93)
2. 134.4 Brady Quinn (2003-06)
3. **133.7 Jimmy Clausen (2007-)**

Passing Yards - Game

1. 526 Joe Theismann, at USC (Nov. 28, 1970)
2. 487 Brady Quinn, vs. Michigan State (Sept. 17, 2005)
3. 467 Brady Quinn, vs. BYU (Oct. 22, 2005)
4. 440 Brady Quinn, at Purdue (Oct. 1, 2005)
5. 432 Brady Quinn, vs. Purdue (Oct. 2, 2004)
6. 432 Brady Quinn, at Stanford (Nov. 26, 2005)
7. **422 Jimmy Clausen, vs. Washington (Oct. 3, 2009)**
8. **401 Jimmy Clausen, vs. Hawai'i (Dec. 24, 2008)**
9. **383 Jimmy Clausen, at North Carolina (Oct. 11, 2008)**
10. 366 Terry Hanratty, at Purdue (Sept. 30, 1967)

Passing Yards - Season

1. 3919 Brady Quinn (2005)
2. 3426 Brady Quinn (2006)
3. **3172 Jimmy Clausen (2008)**
4. 2753 Jarious Jackson (1999)
5. 2586 Brady Quinn (2004)
6. 2529 Joe Theismann (1970)
7. **2318 Jimmy Clausen (2009)**
8. 2211 Steve Beuerlein (1986)
9. 2117 Rick Mirer (1991)
10. 2078 Ron Powlus (1997)

Passing Yards - Career

1. 11762 Brady Quinn (2003-06)
2. 7602 Ron Powlus (1994-97)
3. **6744 Jimmy Clausen (2007-)**
4. 6527 Steve Beuerlein (1983-86)
5. 5997 Rick Mirer (1989-92)
6. 4820 Jarious Jackson (1996-99)
7. 4411 Joe Theismann (1968-70)
8. 4152 Terry Hanratty (1966-68)
9. 4121 Joe Montana (1975-78)
10. 3650 Blair Kiel (1980-83)

Yards per Attempt - Game

1. **17.50 Jimmy Clausen, vs. Nevada (Sept. 5, 2009)** 18-315
2. **15.42 Jimmy Clausen, vs. Hawai'i (Dec. 24, 2008)** 26-401
3. **13.61 Jimmy Clausen, vs. Washington (Oct. 3, 2009)** 31-422
4. 12.95 Carlyle Holiday, vs. Navy (2002) 21-272

Yards per Attempt - Season (min. 100 attempts)

1. 10.1 John Huarte (1964) 205-2062
2. 9.7 Kevin McDougal (1993) 159-1541
3. **9.0 Jimmy Clausen (2009)** 257-2318

Yards per Attempt - Career

1. 9.6 Kevin McDougal (1990-93) 180-1726
2. 9.2 John Huarte (1962-64) 255-2343
3. 9.0 Jarious Jackson (1996-99) 536-4820
4. 8.7 Joe Theismann (1968-70) 509-4411

Yards per Completion - Game

1. 27.4 John Huarte, vs. Navy (Oct. 31, 1964) 10-274

Yards per Completion - Season (min. 50 comp.)

1. 18.1 John Huarte (1964)
2. 17.8 George Izo (1958)
3. 17.1 Ralph Guglielmi (1954)

Yards per Completion - Career (min. 75 comp.)

1. 17.3 George Izo (1957-59)
2. 17.0 John Huarte (1962-64)
3. 15.8 Jarious Jackson (1996-99)

Yards per Game - Season

1. 326.6 Brady Quinn (2005)
2. **289.8 Jimmy Clausen (2009)**
3. 263.5 Brady Quinn (2006)
4. **244.0 Jimmy Clausen (2008)**
5. 242.9 Joe Theismann (1970)
6. 229.4 Jarious Jackson (1999)
7. 215.5 Brady Quinn (2004)
8. 209.4 Terry Hanratty (1968)
9. 201.0 Steve Beuerlein (1986)

IRISH DEBUTS

The following players made their Notre Dame debuts in the season opener against Nevada: sophomore LB **Anthony McDonald**, freshman S **Zeke Motta**, freshman RB **Theo Riddick**, senior TE **Bobby Burger**, freshman LB **Manti Te'o**, sophomore LB **David Posluszny**, sophomore CB **Jamoris Slaughter**, sophomore DE **Kapron Lewis-Moore**, sophomore QB **Dayne Crist**, freshman PK **Nick Tausch**, freshman LS **Jordan Cowart**, freshman WR **Shaquille Evans**, sophomore DT **Hafis Williams**, sophomore WR **Deion Walker**, freshman TE **Tyler Eifert**, sophomore OT **Lane Clelland**, sophomore WR **John Goodman**, sophomore DB **Dan McCarthy**, junior WR **Chris Gurries**, sophomore OC **Mike Golic, Jr.** and sophomore DT **Sean Cwynar**.

UNIVERSITY OF NOTRE DAME GRADUATES

The 2009 Notre Dame roster features eight players who have already earned their undergraduate degree from the University. They all graduated from Notre Dame in May of 2009. Here is a list of the graduates on the 2009 Notre Dame football team.

- ▶ OT **Paul Duncan**: degree in management-entrepreneurship from the Mendoza College of Business.
- ▶ QB **Evan Sharpley**: degree in history from the College of Arts and Letters.
- ▶ CB **Mike Anello**: degree in finance from the Mendoza College of Business.
- ▶ S **Ray Herring**: degree in sociology from the College of Arts and Letters.
- ▶ S **Kyle McCarthy**: degree in finance from the Mendoza College of Business.
- ▶ LB **Scott Smith**: degrees in management from the Mendoza College of Business and sociology from the College of Arts and Letters.
- ▶ WR **Barry Gallup**: degree in finance from the Mendoza College of Business.
- ▶ OG **Chris Stewart**: degree in history from the College of Arts and Letters.

▶ Notre Dame's eight graduates is tied with Auburn, Penn State, Texas Tech, UNLV, Miami, Fla. and East Carolina for the fourth-most graduates on a 2009 FBS roster.

ONLY THE BIG BOYS

Notre Dame is one of just four NCAA FBS programs to have not faced a non-FBS opponent since the current setup was established in 1978. The three other remaining schools that have yet to play a non-FBS opponent are USC, UCLA and Washington. The list shrunk from five following Michigan State's contest with Montana State on Sept. 5.

PLAYING STREAKS

▶ The following players extended active starting streaks last week: senior OT **Sam Young** 46, senior OC **Eric Olsen** 27, junior QB **Jimmy Clausen** 24, sophomore TE **Kyle Rudolph** 21 and senior SS **Kyle McCarthy** 21.

LEADERSHIP COMMITTEE '09

Junior QB **Jimmy Clausen**, senior SS **Kyle McCarthy**, senior OC **Eric Olsen** and senior LB **Scott Smith** have been selected captains of the 2009 Notre Dame football team.

Voting was conducted Friday, Aug. 14, with the results announced to the team by head coach Charlie Weis. Clausen and Olsen will captain the offense, McCarthy will serve as the defensive captain and Smith will represent the special teams. The results from the vote also helped form the leadership committee. Joining the four captains on the leadership committee are: senior FB **James Aldridge**, senior CB **Mike Anello**, senior S **Sergio Brown**, sophomore WR **Michael Floyd**, junior DE **Kerry Neal**, sophomore TE **Kyle Rudolph**, senior DE **John Ryan**, junior LB **Brian Smith** and senior OT **Sam Young**.

Player, Pos.	Cl.	Hometown
James Aldridge, FB	Sr.	St. Louis, Mo.
Mike Anello, DB	Sr.	Orland Park, Ill.
Sergio Brown, DB	Sr.	Maywood, Ill.
Jimmy Clausen, QB	Jr.	Westlake Village, Calif.
Michael Floyd, WR	So.	St. Paul, Minn.
Kyle McCarthy, SS	Sr.	Youngstown, Ohio
Kerry Neal, DE	Jr.	Bunn, N.C.
Eric Olsen, OC	Sr.	Staten Island, N.Y.
Kyle Rudolph, TE	So.	Cincinnati, Ohio
John Ryan, DE	Sr.	Westlake, Ohio
Brian Smith, LB	Jr.	Overland Park, Kan.
Scott Smith, LB	Sr.	Highland Park, Ill.
Sam Young, OT	Sr.	Coral Springs, Fla.

YOUNG PUPS NOW GROWING UP

▶ Notre Dame had 20 scholarship players make their respective Irish debuts in the season opener against Nevada. That group included seven freshmen and 12 more sophomores for a total of 19 first-year players.

▶ The Irish have had 17 different players start on defense. Of those 17 players, 12 have at least one year of eligibility remaining and eight have at least two years remaining.

▶ Notre Dame has a tremendous amount of experience on its offensive line. The Irish have a total of 140 combined starts amongst six different players. As experienced as Notre Dame's front line is on the offensive side of the ball, the defensive line is equally inexperienced. Sophomore DE **Kapron Lewis-Moore** made his first career start against Michigan State and sophomore DT **Ethan Johnson** made just his seventh career start.

► Of the 24 players that started the Sheraton Hawai'i Bowl (including punter and placekicker), 18 players return in 2009 and 11 of those players have at least two seasons of eligibility remaining.

► Entering the game at Purdue, Notre Dame was the only offense among all 120 FBS schools that had a running back rank among the top 20 in rushing yards per game (Armando Allen), two wide receivers rank among the top 20 in receiving yards per game (**Michael Floyd**, **Golden Tate**) and a quarterback rank among the top 20 in passing yards per game (**Jimmy Clausen**). All four of those players, as well as sophomore TE **Kyle Rudolph**, who leads all FBS tight ends in yards per reception among qualifying receivers, are eligible to return in 2010 and both Floyd and Rudolph have two more years.

► The Irish still managed to come away with a victory on the road against the Boilermakers despite the absence of both Floyd and Allen (each missed the game completely) and a limited Clausen. Notre Dame's depth was on display. The Irish got quality performances from sophomore QB **Dayne Crist** (5-for-10 for 45 yards in the air and four carries for 16 yards on the ground), freshman RB **Theo Riddick** (24-yard rush), sophomore RB **Jonas Gray** (18 yards rushing and 42 yards receiving) and freshman WR **Shaquelle Evans** (one catch for 12 yards). Crist guided the Irish on both of their first half touchdown drives.

HOW DO THEY STACK UP?

Average weight of the offensive and defensive lines:

Notre Dame OL 315.0 lbs. vs. Navy DL 262.3 lbs.

Notre Dame DL 275.0 lbs. vs. Navy OL 264.8 lbs.

Average height of the receivers and the secondaries:

Notre Dame WR/TE 6' 3 1/3" vs. Navy DB 6' 0"

Notre Dame DB 6' 1" vs. Navy WR/TE 5' 10"

WHO NEEDS A PUNTER?

► Notre Dame has had little difficulty mounting up points (151) and yards (1,691) in its meetings with Navy the past four seasons. The Irish were not forced to punt against the Midshipmen in either of the 2005, 2006 and 2007 games. Notre Dame ran 90 plays over nine drives in 2007, 62 plays over 10 drives in the 2006 and 70 plays over nine drives in 2005.

► Notre Dame did punt three times in last year's triumph, but the Irish went 230 offensive plays against Navy between punts.

NO TURNOVERS = VICTORY (USUALLY)

► Notre Dame is 54-4-1 since 1985 when its does not commit a turnover. The Irish are 14-4 in turnover-less games under head coach Charlie Weis. Notre Dame actually had an amazing 41-game unbeaten streak (40-0-1) in games without a turnovers snapped in 2004 against USC. Prior to that game, the last time a Notre Dame team lost a game without committing a turnover was in a 34-30 loss at Penn State on Nov. 12, 1983.

► Two of Notre Dame's six victories in 2009 have been keynoted by errorless outings in the turnover department as the Irish collected wins over Nevada (35-0) and Boston College (20-16) while not losing the ball via a turnover.

LEAVE NO DOUBT

Notre Dame dominated Nevada in every facet of the game, including, and most importantly, the scoreboard. The 35-point margin of victory was the largest under head coach Charlie Weis and the largest since Sept. 25, 2004 when the Irish defeated Washington 38-3.

Notre Dame Coaching Staff Locations



Charlie Weis
Sidelines



Frank Verducci
Sidelines



Jon Tenuta
Press Box



Tony Alford
Sidelines



Corwin Brown
Sidelines



Rob Ianello
Press Box



Randy Hart
Sidelines



Bernie Parmalee
Press Box



Brian Polian
Sidelines



Ron Powlus
Sidelines



Brian White
Press Box



Bryant Young
Sidelines

Keeping An Eye On Notre Dame Records

Yards per Game - Career

- 240.0 Brady Quinn (2003-06)
- 217.5 Jimmy Clausen (2007-)**
- 172.7 Ron Powlus (1994-97)
- 159.7 Terry Hanratty (1966-68)
- 155.4 Steve Beuerlein (1983-86)
- 152.6 Joe Montana (1975-78)
- 152.1 Joe Theismann (1968-70)

Touchdown Passes - Game

- 6 Brady Quinn, vs. BYU (Oct. 22, 2005)
- 5 Jimmy Clausen, vs. Hawai'i (Dec. 24, 2008)**
- 5 Brady Quinn, vs. Michigan State (Sept. 17, 2005)
- 5 Brady Quinn, at Michigan State (Sept. 23, 2006)
- 4 Jimmy Clausen, vs. Nevada (Sept. 5, 2009)**
- 4 Brady Quinn, at Air Force (Nov. 11, 2006)
- 4 Brady Quinn, vs. North Carolina (Nov. 4, 2006)
- 4 Brady Quinn, vs. Washington (Sept. 25, 2004)
- 4 Brady Quinn, vs. Navy (Nov. 12, 2005)
- 4 Angelo Bertelli, vs. Stanford (Oct. 10, 1942)
- 4 Daryle Lamonica, vs. Pittsburgh (Nov. 10, 1962)
- 4 Steve Beuerlein, at USC (Nov. 24, 1986)
- 4 Ron Powlus, vs. Northwestern (Sept. 3, 1994)
- 4 Ron Powlus, at Purdue (Sept. 9, 1995)
- 4 Ron Powlus, vs. Rutgers (Nov. 23, 1996)
- 4 Jarious Jackson, vs. Arizona State (Oct. 9, 1999)
- 4 Carlyle Holiday, vs. Rutgers (Nov. 23, 2002)

Touchdown Passes - Season

- 37 Brady Quinn (2006)
- 32 Brady Quinn (2005)
- 25 Jimmy Clausen (2008)**
- 19 Ron Powlus (1994)
- 18 Jimmy Clausen (2009)**
- 18 Rick Mirer (1991)
- 17 Jarious Jackson (1999)
- 17 Brady Quinn (2004)
- 16 Bob Williams (1949)
- 16 John Huarte (1964)
- 16 Joe Theismann (1970)

Touchdown Passes - Career

- 95 Brady Quinn (2003-06)
- 52 Ron Powlus (1994-97)
- 50 Jimmy Clausen (2007-)**
- 41 Rick Mirer (1989-92)
- 34 Jarious Jackson (1996-99)
- 31 Joe Theismann (1968-70)
- 28 Angelo Bertelli (1941-43)
- 27 Terry Hanratty (1966-68)
- 27 Steve Beuerlein (1983-86)
- 26 Bob Williams (1948-50)

Consecutive Passes Without INT - Game

- 47 Brady Quinn, vs. BYU (Sept. 4, 2004)
- 45 Brady Quinn, vs. USC (Nov. 25, 2006)
- 45 Brady Quinn, vs. Ohio State (Jan. 2, 2006)
- 45 Brady Quinn, vs. UCLA (Oct. 21, 2006)
- 43 Jimmy Clausen, vs. USC (Oct. 17, 2009)**
- 43 Jimmy Clausen, vs. Pittsburgh (Nov. 1, 2008)**
- 42 Jimmy Clausen, at Michigan (Sept. 12, 2009)**
- 41 Brady Quinn, vs. BYU (Oct. 22, 2005)
- 40 Jimmy Clausen, vs. Air Force (Nov. 10, 2007)**
- 40 Jimmy Clausen, vs. Stanford (Oct. 4, 2008)**

Passes Without INT - Multiple Games (Same Season)

- 226 Brady Quinn (MSU 2006 - Army 2006)
- 132 Jimmy Clausen (MSU 2008 - North Carolina 2008)**
- 130 Brady Quinn (USC 2005 - Navy 2005)
- 126 Carlyle Holiday (Pittsburgh 2002 - Rutgers 2002)
- 124 Jimmy Clausen (Washington 2009 - current)**

Passes Without INT - Multiple Games (Multiple Seasons)

- 147 Jimmy Clausen (USC 2008 - Purdue 2009)**
- 143 Brady Quinn (Stanford 2005 - Michigan 2006)

Lowest INT Percentage - Season

- | | |
|-------------------------------------|-----------------|
| 1. 0.78 Jimmy Clausen (2009) | 2 of 257 |
| 2. 0.80 Matt LoVecchio (2000) | 1 of 125 |
| 3. 1.50 Brady Quinn (2006) | 7 of 467 |
| 4. 1.55 Brady Quinn (2005) | 7 of 450 |
| 5. 1.72 Ron Powlus (1996) | 4 of 232 |

Keeping An Eye On Notre Dame Records

Lowest INT Percentage - Season (cont.)

6.	1.94	Carlyle Holiday (2002)	5 of 257
7.	2.16	Rick Slager (1975)	3 of 139
8.	2.34	Ron Powlus (1997)	7 of 298

Lowest INT Percentage - Career

1.	2.43	Brady Quinn (2003-06)	39 of 1602
2.	2.65	Jimmy Clausen (2007-)	25 of 942
3.	2.78	Ron Powlus (1994-97)	27 of 969
4.	2.99	Carlyle Holiday (2001-04)	12 of 401
5.	3.29	Rick Mirer (1989-92)	23 of 698
6.	3.33	Kevin McDougal (1990-93)	6 of 180
7.	3.91	Jarius Jackson (1996-99)	21 of 536

Receptions - Game

1.	14	Maurice Stovall, vs. BYU (Oct. 22, 2005)
2.	13	Jim Seymour, vs. Purdue (Sept. 24, 1966)
3.	12	Tom Gatewood, vs. Purdue (Sept. 26, 1970)
	12	Bobby Brown, at Pittsburgh (Nov. 13, 1999)
5.	11	Golden Tate, vs. Boston College (Oct. 24, 2009)
	11	Jim Kelly, vs. Pittsburgh (Nov. 10, 1962)
7.	10	Michael Floyd, vs. Pittsburgh (Nov. 1, 2008)
	10	Arnaz Battle, vs. Pittsburgh (Oct. 12, 2002)
	10	Arnaz Battle, vs. NC State (Jan. 1, 2003)
	10	Tom Gatewood, at USC (Nov. 28, 1970)
	10	Tom Gatewood, vs. Michigan State (Oct. 4, 1969)
	10	Jim Seymour, at Michigan State (Oct. 26, 1968)
	10	Rhema McKnight, vs. Purdue (Sept. 30, 2006)

Receptions - Season

1.	78	Jeff Samardzija (2006)
2.	77	Tom Gatewood (1970)
	77	Jeff Samardzija (2005)
4.	69	Maurice Stovall (2005)
5.	67	Rhema McKnight (2006)
6.	60	Jack Snow (1964)
7.	58	Golden Tate (2008)
	58	Arnaz Battle (2002)
9.	56	Golden Tate (2009)
	56	Darius Walker (2006)

Receptions - Career

1.	179	Jeff Samardzija (2003-06)
2.	170	Rhema McKnight (2002-06)
3.	157	Tom Gatewood (1969-71)
4.	138	Jim Seymour (1966-68)
5.	137	Tim Brown (1984-87)
6.	130	Maurice Stovall (2002-05)
7.	129	Derrick Mayes (1992-95)
8.	128	Ken MacAfee (1974-77)
9.	120	Golden Tate (2007-)
	120	Tony Hunter (1979-82)

Receptions - Season (Tight End)

1.	54	Ken MacAfee (1977)
2.	47	John Carlson (2006)
	47	Anthony Fasano (2005)
4.	42	Tony Hunter (1982)
5.	40	John Carlson (2007)
6.	34	Ken MacAfee (1976)
7.	32	Mark Bavaro (1984)
8.	31	Kyle Rudolph (2009)
9.	29	Kyle Rudolph (2008)
10.	28	Tony Hunter (1981)

Receptions - Season (Running Back)

1.	56	Darius Walker (2006)
2.	50	Armando Allen (2008)
3.	43	Darius Walker (2005)
4.	37	Bob Gladieux (1968)
5.	30	Autry Denson (1997)
6.	29	Joseph Heap (1952)
7.	28	Allen Pinkett (1983)
8.	25	Marc Edwards (1995)
	25	Mark Green (1986)
10.	24	Armando Allen (2007)

Receptions - Career (Running Back)

1.	109	Darius Walker (2004-06)
2.	87	Armando Allen (2007-)
3.	73	Allen Pinkett (1982-85)
	72	Bob Gladieux (1966-68)

Notre Dame Offensive Notes

NOTRE DAME OFFENSE CLICKING ON ALL CYLINDERS AGAINST WASHINGTON STATE

- ▶ Notre Dame totaled 592 yards of total offense - the most by an Irish team since Nov. 26, 2005 at Stanford (fourth most in the Weis era).
- ▶ The Irish rolled up 255 yards on the ground - the most by an Irish team since Sept. 3, 2005 at Pittsburgh (second most in the Weis era).
- ▶ Notre Dame recorded 31 first downs - the most by an Irish team since Sept. 30, 2006 vs. Purdue (tied for fourth most in the Weis era).
- ▶ The Irish registered 40 points for the 13th time under Weis and first time of the 2009 season.
- ▶ Notre Dame totaled 21 points in the second quarter and 30 points in the first half. The 21 points in a quarter are tied for second most in any quarter under Weis. The 30 first-half points are the third most in any half from the Weis era.
- ▶ The 26-point margin of victory (40-14) is tied for the fourth largest under Weis.
- ▶ The Irish averaged 5.31 yards per carry (fifth best in the Weis era), 10.2 yards per pass attempt (ninth best under Weis) and 7.3 yards per play (eighth best in the Weis era) in the rout.
- ▶ Notre Dame ran 81 offensive plays and totaled 40:54 in time of possession. The 81 offensive plays ranked tied for eighth best in the Weis era and also marked the 11th time under Weis that the Irish surpassed 80 offensive plays. Notre Dame had not eclipsed the 40:00 plateau in terms of time of possession since Oct. 27, 2001 against Boston College when the Irish totalled 40:15.
- ▶ Notre Dame also racked up 654 all-purpose yards on 88 attempts (most in the Weis era).
- ▶ Notre Dame totaled an astounding 22 first downs, 151 rushing yards, 240 passing yards and 391 total yards in the first half. The Irish also scored 30 points for the first time in a half since totaling 31 in the first half against North Carolina in 2006. Notre Dame averaged a remarkable 9.1 yards per play in the first half.
- ▶ Junior QB **Jimmy Clausen** spearheaded an astounding offensive assault in the first half for Notre Dame. He completed 18-of-21 passes for 240 yards and two touchdowns in the opening 30 minutes. In fact, Clausen completed 12-of-13 for 179 yards and one touchdown in the second quarter alone. He completed his last 11 passes before halftime.
- ▶ Junior WR **Golden Tate** had an equally jaw-dropping first half. The wideout had 82 yards receiving and another 61 on the ground to total 143 all-purpose yards. He also added a 50-yard touchdown reception and 16-yard touchdown rush.
- ▶ Notre Dame outgained Washington State 391 to 104 in the first half. The Irish ran 43 plays to the Cougars 24.

CHARLIE AND THE IRISH OFFENSIVE FACTORY

- ▶ Fifth year head coach Charlie Weis came to Notre Dame with a tremendous reputation as one of the premier offensive minds in all of the NFL. The Irish saw immediate results in 2005, setting 11 school records, including passing yards (3,963), touchdown passes (32, bested in 2006 and equalled in 2008), total offense yards (5,728) and total points (440). Notre Dame has surpassed the 40-point barrier on 13 different occasions in Weis' 57 games as head coach. Prior to his arrival, Notre Dame had eclipsed 40 points just 14 times in its previous 108 contests. In addition, the Irish had 83 separate 100-yard receiving games over its first 116 seasons of football, but Notre Dame has had 36 under Weis. To put those numbers in perspective, Notre Dame averaged a 100-yard receiving effort every 13 games before Weis. Under Weis, the Irish are recording a 100-yard receiving effort a little better than every other game.
- ▶ Junior QB **Jimmy Clausen** recently passed for at least 300 yards in four consecutive games, a first in Notre Dame history. It began with 401 at Hawaii last December, followed by efforts of 315 (Nevada), 336 (Michigan) and 300 (Michigan State) this season. Former All-American QB Brady Quinn, another Weis protege, had three consecutive 300 yard passing games during his record setting 2005 season.
- ▶ Clausen threw for a career-high 422 yards and junior WR **Golden Tate** added a career-high 244 yards receiving in Notre Dame's overtime victory over Washington. Clausen and Quinn, both under Weis, are the only two Irish quarterbacks to eclipse 400 yards passing more than once in a career. Clausen and Tate's efforts rank seventh and second, respectively, on the all-time passing yards and receiving yards list in Notre Dame single-game history.
- ▶ In fact, eight of the top 10 single-game passing efforts and four of the top 10 single-game receiving efforts have come under Weis.
- ▶ Notre Dame racked up a season-high 530 yards of total offense against Washington. The 530 yards were the most for the Irish since they rolled up 663 yards at Stanford to close the 2005 regular season. Notre Dame has registered 500 or more yards of total offense in 10 different games under Weis (a span of 58 games). The Irish managed 500 yards or more of total offense 10 times over the previous 110 games before his arrival.
- ▶ Notre Dame has had 10 players register 56 or more receptions in a single season. Seven of those 10 players have come during the Weis era, including former All-American WR Jeff Samardzija's school record of 78 in 2006.
- ▶ Five of the top eight best individual receiving yard seasons have come under Weis.
- ▶ Notre Dame had eclipsed 5,000 total yards in a season just seven times over its 119 years of football entering 2009. The Irish have registered 5,000 yard seasons twice under Weis. The 2009 edition is well on its way to giving Weis a third season with 5,000 or more total yards.

MORE ON WEIS' OFFENSE

- ▶ Notre Dame has registered three of its top four passing seasons in school history under Weis. The Irish averaged 330.3 yards (1st) in the air in 2005, 264.7 (2nd) in 2006 and 245.4 (4th) in 2008. Notre Dame has averaged 309.8 yards per game passing so far in 2009.
- ▶ The Irish have eclipsed 475 or more total yards in 13 games under Weis, including six of Notre Dame's last nine games (Notre Dame still managed 437 yards in one of those contests). Weis has served as offensive coordinator and play caller for each of those games.
- ▶ Notre Dame racked up 27 first downs against Michigan and USC - the most by an Irish squad since Oct 7, 2006 against Stanford before eclipsing that total in the rout of Washington State.
- ▶ The Irish followed up the offensive outburst against Michigan with an equally impressive output against Michigan State. Notre Dame registered 25 more first downs.
- ▶ Notre Dame has totaled at least 20 first downs in each of its first eight games this season. The Irish have not opened a season with eight consecutive games of 20 or more first downs since 1992 when Notre Dame totaled 20+ first downs in its first nine games.

POINTS A PLENTY

- ▶ Notre Dame scored 33 or more points in four consecutive games and each of its first three games in 2009 (streak ended against Purdue). The last time a Notre Dame team scored at least 33 points in three games to open the season was the 1943 national championship season that began with victories of 41-0 over Pittsburgh, 55-13 over Georgia Tech and 35-12 over #2 Michigan.
- ▶ The Irish have not had a longer streak of consecutive 30+ point games since setting the school record of eight straight games during the 2005 season.
- ▶ Notre Dame set a school record in 2005 under Weis with 10 games of 30 or more points. The previous school record was nine such games by the 1991 Irish.
- ▶ Notre Dame is averaging 31.2 points per game in 2009. It is a major improvement when you consider the Irish averaged just 16.4 in 2007 and 24.7 in 2008.

IRISH OFFENSE TAKING FORM

- ▶ Notre Dame piled up 510 and 490 yards, respectively, over its first two games of this season. The 1,000 total yards were the most for the Irish in consecutive weeks since they compiled 1,083 yards on Nov. 19 (Syracuse, 420) and Nov. 26 (at Stanford, 663) of 2005. In fact, it is the most total yards over the first two weeks of a season since the Irish registered 1,051 yards of total offense to open the 1974 campaign.
- ▶ Notre Dame's offense has gotten out to fast starts this year as well, scoring on 27 of 46 first half possessions (17 touchdowns, 10 field goals).
- ▶ Notre Dame ranks fifth in the nation in passing efficiency. The Irish have a 162.01 quarterback rating. Notre Dame also ranks fifth in time of possession (33:19), fifth in first downs (24.8/gm), eighth in passing offense (309.8/gm), fifth in total offense (457.6) and 28th in scoring offense (31.2/gm).
- ▶ Prior to sophomore WR **Michael Floyd** and junior RB **Armando Allen's** injuries that caused each to miss the Purdue game (Floyd could also miss the rest of the regular season), Notre Dame was the only offense among all 120 FBS schools that had a running back rank among the top 20 in rushing yards per game, two wide receivers rank among the top 20 in receiving yards per game and a quarterback rank among the top 20 in passing yards per game. Floyd ranked seventh (119.33 ypg), junior QB **Jimmy Clausen** ranked eighth (317.0 ypg), Allen ranked tied for 15th (108.67 ypg) and junior WR **Golden Tate** ranked 20th (100.33 ypg).
- ▶ The quartet has also made its fair share of big plays already in 2009. Clausen has 27 completions over 20 yards, Tate has 11 20+ yard receptions, Floyd has collected six passes over 20 yards and Allen has ripped off 12 runs of at least 10 yards. Sophomore **Kyle Rudolph** has even added four receptions over 20 yards from the tight end position.
- ▶ Notre Dame did not have a single three-and-out in the victory over Michigan State. In fact, the Irish had just four three-and-outs over their first three games and three came against Michigan.
- ▶ The Irish did not have a three-and-out in the rout of Washington State and have recorded three games this season without a single three-and-out drive. Here is a look at Notre Dame's game-by-game in terms of three-and-outs.

Three-And-Outs

vs. Nevada	1
at Michigan	3
vs. Michigan State	0
at Purdue	3
vs. Washington	0
vs. USC	1
vs. Boston College	3
vs. Washington State	0
Total	11

- ▶ Notre Dame has posted just 10 three-and-outs with Heisman Trophy candidate Jimmy Clausen under center.

IRISH RUNNING GAME REAPING MAJOR BENEFITS FROM EXPERIENCED OFFENSIVE LINE

Notre Dame posted its two worst rushing seasons in school history in 2007 (75.25 ypg) and 2008 (109.69 ypg), but the Irish have made significant strides in 2009. Notre Dame is averaging 147.9 yards per game on the ground this season – 153.9 per game excluding sacks and QB rushes. Here is an interesting comparison of the 2009 rushing attack to last season's effort after eight games (again, excluding sacks and QB rushes):

2009	Category	2008
1,231	Rushing Yards	983
5.0	Average Per Rush	4.2
42	Rushes for 10+ yards	24
9	Rushing Touchdowns	8

- Notre Dame managed just 24 carries of 10 or more yards over its first eight games in 2008, but the Irish have nearly doubled that total in 2009. Notre Dame has 42 explosive runs this season. The Irish registered a season-high 13 runs of 10 or more yards in the rout of Washington State.
- ▶ Notre Dame's wide outs and running backs had just two negative rushes against Michigan State. Junior WR **Golden Tate** was tackled for a one-yard loss on a reverse and junior RB **Armando Allen** had a minus four-yard rush when he was brought down after colliding with Tate. The Irish equalled that total on their first two carries of the game against the Spartans in 2008.
 - ▶ The Irish struggled mightily on the ground against both Michigan and Michigan State in 2008, but rebounded with impressive efforts against each in 2009 (again, excluding sacks and QB rushes). The Spartans had allowed just 2.2 yards per rush over their first two games.

Keeping An Eye On Notre Dame Records

Receptions - Career (Running Back) (cont.)

5. 71 Joseph Heap (1951-54)
6. 61 Mark Green (1985-88)
7. 53 Autry Denson (1995-98)
8. 52 Jim Morse (1954-56)
9. 46 Marc Edwards (1993-96)
10. 44 Nick Eddy (1964-66)

Receiving Yards - Game

1. 276 Jim Seymour, vs. Purdue (Sept. 24, 1966)
2. **244 Golden Tate, vs. Washington (Oct. 3, 2009)**
3. 217 Jack Snow, at Wisconsin (Sept. 26, 1964)
4. 208 Bobby Brown, at Pittsburgh (Nov. 13, 1999)
- 208 Jim Morse, at USC (Nov. 26, 1955)
6. 207 Maurice Stovall, vs. BYU (Oct. 22, 2005)
7. 192 Tom Gatewood, vs. Purdue (Sept. 26, 1970)
8. 191 Jeff Samardzija, at Stanford (Nov. 26, 2005)
9. **189 Michael Floyd, vs. Nevada (Sept. 5, 2009)**
10. 184 Tim Brown, vs. Navy (Nov. 1, 1986)

Receiving Yards - Season

1. 1249 Jeff Samardzija (2005)
2. 1149 Maurice Stovall (2005)
3. 1123 Tom Gatewood (1970)
4. 1114 Jack Snow (1964)
5. **1080 Golden Tate (2008)**
6. 1017 Jeff Samardzija (2006)
7. **927 Golden Tate (2009)**
8. 910 Tim Brown (1986)
9. 907 Rhema McKnight (2006)
10. 881 Derrick Mayes (1995)

Receiving Yards - Career

1. 2593 Jeff Samardzija (2003-06)
2. 2512 Derrick Mayes (1992-95)
3. 2493 Tim Brown (1984-87)
4. 2283 Tom Gatewood (1969-71)
5. 2277 Rhema McKnight (2002-06)
6. 2195 Maurice Stovall (2002-05)
7. **2138 Golden Tate (2007-)**
8. 2113 Jim Seymour (1966-68)
9. 1897 Tony Hunter (1979-82)
10. 1759 Ken MacAfee (1974-77)

Receiving Yards - Season (Running Back)

1. 442 Jim Morse (1956)
- 442 Bob Gladieux (1968)
3. 424 Jim Morse (1955)
4. 407 Joseph Heap (1952)
5. 391 Darius Walker (2006)
6. 369 Joseph Heap (1954)
7. 361 Marc Edwards (1995)
8. **355 Armando Allen (2008)**
9. 352 Nick Eddy (1964)
10. 351 Darius Walker (2005)

Yards per Reception - Game (min. 4 rec.)

1. **47.3 Michael Floyd, vs. Nevada (Sept. 5, 2009)** 4 for 189
2. 41.6 Jim Morse, at USC (Nov. 26, 1955) 5 for 208
3. **31.8 Golden Tate, vs. Michigan (Sept. 13, 2008)** 4 for 127
4. 30.3 John Carlson, at Michigan State (Sept. 23, 2006) 4 for 121
- 30.3 Rhema McKnight, at Boston College (Oct. 25, 2003) 4 for 121
6. **29.5 Golden Tate, vs. Hawai'i (Dec. 24, 2008)** 6 for 177
- 29.5 Jeff Samardzija, vs. North Carolina (Nov. 4, 2006) 6 for 177
8. **27.1 Golden Tate, vs. Washington (Oct. 3, 2009)** 9 for 244
9. 26.3 Tim Brown, vs. Navy (Nov. 1, 1986) 7 for 184
10. 26.2 Tony Hunter, vs. USC (Oct. 20, 1979) 5 for 131

Receiving Yards per Game - Season

1. 123.1 Jim Seymour (1966)
2. **115.9 Golden Tate (2009)**
3. 112.3 Tom Gatewood (1970)
4. 104.1 Jeff Samardzija (2005)

Receiving Yards per Game - Career

1. 81.3 Jim Seymour (1966-68)
2. **76.9 Michael Floyd (2008-)**
3. 76.1 Tom Gatewood (1969-71)

Games with 100 Yards - Season

1. 8 Tom Gatewood (1970)
2. 6 Maurice Stovall (2005)

Keeping An Eye On Notre Dame Records

Games with 100 Yards - Season (cont.)

3.	5	Golden Tate (2009)
	5	Golden Tate (2008)
	5	Jeff Samardzija (2005)
6.	4	Michael Floyd (2008)
	4	Jeff Samardzija (2006)
	4	Tom Gatewood (1969)
9.	3	Amaz Battle (2002)
	3	Derrick Mayes (1994)
	3	Derrick Mayes (1995)
	3	Rhema McKnight (2006)

Games with 100 Yards - Career

1.	13	Tom Gatewood (1969-71)
2.	11	Golden Tate (2007-)
	9	Derrick Mayes (1992-95)
	9	Jeff Samardzija (2003-06)
	7	Maurice Stovall (2002-05)
6.	6	Michael Floyd (2008-)
	6	Jim Seymour (1966-68)
	6	Tim Brown (1984-87)
9.	5	Rhema McKnight (2002-06)
10.	4	Jack Snow (1962-64)
	4	Tony Smith (1989-91)
	4	Malcolm Johnson (1995-98)

Touchdown Receptions - Game

1.	4	Maurice Stovall, vs. BYU (Oct. 22, 2005)
2.	3	Michael Floyd, vs. Nevada (Sept. 5, 2009)
	3	Golden Tate, vs. Hawai'i (Dec. 24, 2008)
	3	Eddie Anderson, at Northwestern (Nov. 20, 1920)
	3	Bill Barrett, vs. North Carolina (Nov. 12, 1949)
	3	Jim Mutscheller, vs. Michigan State (Oct. 28, 1950)
	3	Jim Kelly, vs. Pittsburgh (Nov. 10, 1962)
	3	Jim Seymour, vs. Purdue (Sept. 24, 1966)
	3	Tom Gatewood, vs. Purdue (Sept. 26, 1970)
	3	Jeff Samardzija, vs. Michigan State (Sept. 17, 2005)
	3	Maurice Stovall, vs. Navy (Nov. 12, 2005)

Touchdown Receptions - Season

1.	15	Rhema McKnight (2006)
	15	Jeff Samardzija (2005)
	12	Jeff Samardzija (2006)
4.	11	Derrick Mayes (1994)
	11	Maurice Stovall (2005)
6.	10	Golden Tate (2008)
7.	9	Golden Tate (2009)
	9	Jack Snow (1964)
9.	8	Jim Seymour (1966)
	8	Tom Gatewood (1969)

Touchdown Receptions - Career

1.	27	Jeff Samardzija (2003-06)
2.	22	Derrick Mayes (1992-95)
	22	Rhema McKnight (2002-06)
4.	20	Golden Tate (2007-)
	19	Tom Gatewood (1969-71)
6.	18	Maurice Stovall (2002-05)
7.	16	Jim Seymour (1966-68)
8.	15	Ken MacAfee (1974-77)
9.	12	Michael Floyd (2008-)
	12	Tim Brown (1984-87)
	12	Bobby Brown (1996-99)

Total Plays - Season

1.	549	Brady Quinn (2006)
2.	520	Brady Quinn (2005)
3.	494	Jimmy Clausen (2008)
4.	456	Jarious Jackson (1999)
5.	407	Brady Quinn (2004)
6.	391	Joe Theismann (1970)
7.	380	Brady Quinn (2003)
8.	350	Carlyle Holiday (2002)
9.	344	Ron Powlus (1997)
10.	332	Joe Montana (1978)

Total Plays - Career

1.	1856	Brady Quinn (2003-06)
2.	1201	Ron Powlus (1994-97)
3.	1098	Jimmy Clausen (2007-)
4.	1027	Steve Beuerlein (1983-86)
5.	951	Rick Mirer (1989-92)

	2009 (vs. Michigan)	2008 (vs. Michigan)	2009 (vs. MSU)	2008 (vs. MSU)
Carries	28	30	28	16
Rushing Yards	154	111	138	54
Yards Per Rush	5.5	3.7	4.9	3.4

► Notre Dame managed just two yards on six rushes in the first quarter against Purdue, but rumbled for 136 yards on 16 carries in the second quarter. The Irish used four different ball carriers (Tate, Theo Riddick, Dayne Crist and Robert Hughes) in that second quarter.

► The Irish outgained the Boilermakers, 169-64, in the second quarter.

► Notre Dame registered six rushes for at least 10 yards in first half against Purdue. In fact, each of the six carries for 10+ yards came in the second quarter. The Irish had 14 such carries over their first three games combined. Notre Dame finished the night with six 10+ yard rushes (which tied the season-high total set against Michigan).

► Notre Dame called 15 rushing plays out of the 16 plays called during its back-to-back touchdown drives covering 73 and 62 yards in the second quarter. The final 13 plays in those two combined drives were runs. The lone pass attempt, by Crist, fell incomplete.

► Crist's 16 yards gained came on a quarterback misdirection keeper on his first play in the second quarter. That was the longest run by a Notre Dame quarterback since Brady Quinn had a 60-yard scamper in a 44-24 loss at USC in 2006.

► Notre Dame officially rushed for 108 yards against Washington, but the Irish really performed much better. The Irish were hindered by three sacks of Clausen, two of which occurred when he simply slipped on the wet field. Notre Dame had 140 yards on 21 carries excluding those sacks.

► Notre Dame has out rushed Nevada, Michigan State, Purdue, Boston College and Washington State this season and not coincidentally, the Irish are 5-0 in those contests. In fact, since Weis arrived in South Bend, Notre Dame is 20-0 when out rushing its opponent.

► USC entered the contest with Notre Dame ranked fifth in the FBS in rushing defense, allowing just 64.8 yards per game on the ground and even more impressive, just 2.0 yards per rush. The Irish did managed to rush for 82 yards and 110 if you take out the sacks allowed. Junior RB Armando Allen averaged 4.2 yards per carry on his 12 rushes (51 yards).

THE LONG MARCHES

The Irish have produced numerous long scoring drives during 2009. Throw out Notre Dame's one touchdown drive after senior SS **Kyle McCarthy's** interception in Michigan territory and its other touchdown drive after junior DB **Gary Gray's** interception in USC territory, Notre Dame has traversed an average of 71.5 yards on its 26 conventional touchdown drives. Those drives have averaged 7.1 plays and include 18 drives of 70 or more yards and six of 80 yards or longer. Here's the breakdown:

Nevada: 67 yards on 12 plays, 78 yards on nine plays, 79 yards on two plays, 80 yards on eight plays and 99 yards on four plays.

Michigan: 76 yards on seven plays, 69 yards on seven plays and 80 yards on 14 plays.

Michigan State: 84 yards on four plays, 55 yards on five plays, 70 yards on six plays and 73 yards on eight plays.

Purdue: 73 yards on nine plays, 62 yards on seven plays and 72 yards on 12 plays.

Washington: 78 yards on three plays, 63 yards on five plays.

USC: 56 yards on nine plays, 78 yards on four plays and 68 yards on seven plays

Boston College: 74 yards on 12 plays and 49 yards on three plays.

Washington State: 80 yards on six plays, 71 yards on eight plays, 80 yards on eight plays and 75 yards on six plays.

IRISH OFFENSE QUICK OUT OF THE BLOCKS

► Over Notre Dame's first four games, the Irish averaged 264.3 net offensive yards in the first half (1,057 total), compared to 190.8 in the second half (763 total), but that trend changed in the two games against Washington and USC.

► Notre Dame averaged 186.0 net offensive yards in the first half (372 total), compared to 262.5 in the second half (525 total) against the Huskies and Trojans.

Game	1st Half	2nd Half	Total	Difference
Nevada	300	210	510	-90
at Michigan	302	188	490	-114
Michigan State	218	219	437	+1
at Purdue	237	146	383	-91
Total	1,057	763	1,820	-294

Game	1st Half	2nd Half	Total	Difference
Washington	251	*279	*530	+28
USC	121	246	367	+125
Total	372	*525	*897	+153

* includes stats from overtime period against Washington

► The Irish trend changed again in the victories over Boston College and Washington State. Notre Dame averaged 310.0 net offensive yards in the first half (620 total), compared to 162.0 in the second half (324 total) against the Eagles and Cougars.

Game	1st Half	2nd Half	Total	Difference
Boston College	229	123	352	+106
Washington State	391	201	592	+190
Total	620	324	944	+296

- ▶ Notre Dame has averaged 256.1 net offensive yards in the first half (2,049 total), compared to 201.5 in the second half (1,612 total).
- ▶ The Irish were even more impressive in the opening 15 minutes of their first three games. Notre Dame totaled 131, 142 and 152 yards of total offense in the opening quarter of its first three games this season against Nevada, Michigan and Michigan State.
- ▶ Notre Dame outgained Purdue, 169-64, in total yards in the second quarter and 134 yards to two yards on the ground.
- ▶ Notre Dame also outgained USC, 133-55, in the fourth quarter.
- ▶ The Irish outgained Boston College, 111-46, in the opening quarter, but led by just a single point.

NOTRE DAME GROUND GAME TAKES OFF IN "LEPRECAT" FORMATION

- ▶ The Irish have broken out their version of the wildcat formation in 2009. Notre Dame lined up in the "leprecat" formation (direct snap to junior WR **Golden Tate**) five times in the second quarter against Purdue. The Irish rambled for 46 yards out of the formation, including Tate's 14-yard touchdown run to grab a 17-7 second quarter lead. Notre Dame averaged 9.2 yards per carry out of the formation against the Boilermakers, registering three rushes of 13 yards or longer, including freshman HB **Theo Riddick's** 24-yard rush.
- ▶ Notre Dame used the formation to supreme efficiency in the victory over Michigan State as well. Junior HB **Armando Allen** not only raced 13 yards up the middle for a touchdown on a direct snap in the first quarter, but he added a touchdown pass to senior WR **Robby Parris** out of the formation in the third quarter.
- ▶ It paid dividends on the touchdown drive late in the first quarter against Washington State. The Irish went 80 yards in six plays and 59 came on the ground out of the Leprecat formation. Junior WR **Golden Tate** had two carries for 43 yards, including a career-best 33-yard scamper.
- ▶ Tate capped off a 71-yard, eight play drive with a 16-yard touchdown run, again, out of the Leprecat to give Notre Dame a 16-0 lead early in the second quarter.

NOTRE DAME WINNING TIME-OF-POSSESSION BATTLE

While Notre Dame's offense has been piling up the yardage this season (averaging 457.6 yards per game), it also has won the time of possession battle in seven of eight games this season (only Washington had the ball longer than the Irish). Overall, Notre Dame averages 33:19 minutes per game with the ball, compared to 26:41 for its opponents. Here is a game-by-game breakdown:

Game	Notre Dame	Opponent	Margin
Nevada	33:40	26:20	+7:20
at Michigan	31:25	28:35	+2:50
Michigan State	34:30	25:30	+9:00
at Purdue	34:25	25:35	+8:50
Washington	27:31	32:29	-4:58
USC	31:11	28:49	+2:22
Boston College	32:48	27:12	+5:36
Washington State	40:54	19:06	+21:48
Total	266:24	213:36	+52:48

- ▶ Notre Dame recorded an astounding 40:54 of time of possession in the victory over Washington State. The Irish held the ball for over 10 minutes in two different quarters. In fact, Notre Dame had the ball for 12:50 in the third quarter alone.
- ▶ Notre Dame had the ball for 11:40 and ran 21 plays in the third quarter against Purdue. The Boilermakers, on the other hand, had the ball for just 3:20 and ran nine plays. The previous high the Irish had in ball possession during a quarter this season was 10:03 in the second quarter against Nevada in the opener.
- ▶ Washington ran 19 plays and used up 9:19 of the fourth quarter before settling for a field goal to grab a 27-22 lead, but the Irish needed just 1:44 to go 63 yards on five plays to grab a 30-27 lead. The Huskies had 10:39 time of possession in the fourth quarter compared to Notre Dame's 4:21, but the Irish outscored Washington, 11-6, in the period to force overtime.
- ▶ Notre Dame is 3-2 this season and 25-8 under Weis when the Irish win the time of possession battle.
- ▶ The Irish won the time of possession battle with USC, but dominated it in the second half. Notre Dame rolled up 17:10 time of possession compared to 12:50 by the Trojans after halftime.
- ▶ Notre Dame racked up 10:22 in time of possession in the first quarter this afternoon. It was the third most time of possession in any quarter for the Irish this season. Notre Dame totaled 10:36 in the opening quarter against Nevada and 11:40 in the third quarter at Purdue.

IRISH EFFICIENT ON FIRST & SECOND DOWN

- ▶ Notre Dame has a 72.9% completion percentage (94-for-129) on first down. Junior QB **Jimmy Clausen** is 90-for-122 (73.8%) for 41 first downs and seven touchdowns on first down. The Irish (60-for-90, 66.7%) and Clausen (56-for-81, 69.1%) are nearly as good on second down.
- ▶ Junior RB **Armando Allen** and junior RB **Robert Hughes** are each averaging 4.9 yards per carry. Allen is also averaging 6.5 yards per carry on second down, while Hughes is picking up 6.2 yards per second down rush. Allen has recorded 16 first downs and one touchdown on 37 carries on second down. Hughes has registered six first downs on 18 such carries. The Irish, which average 5.0 yards per carry as a team excluding sacks, are ripping off 6.1 yards per rush on second down.
- ▶ Allen has also proven he is able to advance the chains on third down. He is averaging 3.4 yards per carry for 10 first downs on third down. He is 8-for-10 on third down and short (two yards or less) on the season. In fact, Allen is averaging 4.0 yards per carry on third and short. As a team, Notre Dame has converted 15 of its 22 third down and short rushing plays.
- ▶ Junior WR **Golden Tate** is averaging 8.2 yards per rush on the season, including a remarkable 9.0 yards per first down carry. Tate is also averaging 9.3 yards per rush on third down.
- ▶ Notre Dame averaged 7.8 yards per play on first down against Washington State. In fact, 10 of the 39 first down plays for the Irish exceeded 10 yards.

Keeping An Eye On Notre Dame Records

Total Plays - Career (cont.)

6.	892	Allen Pinkett (1982-85)
7.	807	Joe Theismann (1968-70)
8.	787	Jarious Jackson (1996-99)
9.	774	Blair Kiel (1980-83)
10.	760	Tom Clements (1972-74)

Total Offense Yards - Season

1.	4009	Brady Quinn (2005)
2.	3497	Brady Quinn (2006)
3.	3217	Jarious Jackson (1999)
4.	3099	Jimmy Clausen (2008)
5.	2813	Joe Theismann (1970)
6.	2582	Brady Quinn (2004)
7.	2423	Rick Mirer (1991)
8.	2246	Steve Beuerlein (1986)
9.	2114	Joe Montana (1978)
10.	2069	John Huarte (1964)

Total Offense Yards - Career

1.	11944	Brady Quinn (2003-06)
2.	7479	Ron Powulus (1994-97)
3.	6691	Rick Mirer (1989-92)
4.	6459	Steve Beuerlein (1983-86)
5.	6168	Jimmy Clausen (2007-)
6.	5777	Jarious Jackson (1996-99)
7.	5432	Joe Theismann (1968-70)
8.	4882	Tony Rice (1986-89)
9.	4738	Terry Hanratty (1966-68)
10.	4664	Tom Clements (1972-74)

Total Offense Yards per Attempt - Game

1.	15.8	Jimmy Clausen, vs. Nevada (Sept. 5, 2009)	20 for 316
2.	14.1	Jimmy Clausen, vs. Hawai'i (Dec. 24, 2008)	28 for 395
3.	13.7	John Huarte, vs. Navy (1964)	20 for 273

Total Offense Yards per Game - Season

1.	334.1	Brady Quinn (2005)
2.	286.0	Jimmy Clausen (2009)
3.	281.3	Joe Theismann (1970)
4.	269.0	Brady Quinn (2006)
5.	268.1	Jarious Jackson (1999)
6.	249.3	Terry Hanratty (1968)
7.	238.4	Jimmy Clausen (2008)
8.	215.3	Brady Quinn (2004)
9.	204.2	Steve Beuerlein (1986)

Total Offense Yards per Game - Career

1.	243.8	Brady Quinn (2003-06)
2.	205.6	Jimmy Clausen (2007-)
3.	187.3	Joe Theismann (1968-70)
4.	182.2	Terry Hanratty (1966-68)
5.	159.3	Rick Mirer (1989-92)
6.	153.8	Steve Beuerlein (1983-86)

Points Responsibility - Season

1.	234	Brady Quinn (2006); 2 rush TDs, 37 pass TDs
2.	198	Brady Quinn (2005); 1 rush TD, 32 pass TDs
3.	162	Rick Mirer (1991); 9 rush TDs, 18 pass TDs
4.	150	Jimmy Clausen (2008); 25 pass TDs
5.	146	Jarious Jackson (1999); 7 rush TDs, 17 pass TDs, 1 two-point
6.	130	Ron Powulus (1994); 2 rush TDs, 19 pass TDs, 2 two-point
7.	126	Ron Mohardt (1921); 12 rush TDs, 9 pass TDs
8.	124	Joe Theismann (1970); 4 rush TDs, 16 pass TDs, 2 two-point
120		Brady Quinn (2004); 3 rush TDs, 17 pass TDs

Points Responsibility - Career

1.	606	Brady Quinn (2003-06); 6 rush TDs, 95 pass TDs
2.	350	Rick Mirer (1989-92); 17 rush TDs, 41 pass TDs, 1 two-point
3.	338	Ron Powulus (1994-97); 3 rush TDs, 52 pass TDs, 3 two-point
4.	326	Allen Pinkett (1982-85); 53 rush TDs, 1 pass TD, 1 two-point
5.	306	Jimmy Clausen (2007-); 3 rush TDs, 48 pass TDs
6.	290	Jarious Jackson (1996-99); 15 rush TDs, 34 pass TDs, 2 two-point, 1 KR TD

Points Responsibility per Game - Season

1.	18.0	Brady Quinn (2006)	234 in 13
2.	16.5	Brady Quinn (2005)	198 in 12
3.	14.6	Jimmy Clausen (2009)	102 in 7
4.	13.5	Rick Mirer (1992)	162 in 12
5.	12.4	Joe Theismann (1970)	124 in 10
6.	12.1	Jarious Jackson (1999)	146 in 12

Keeping An Eye On Notre Dame Records

Points Responsibility per Game - Season (cont.)

7.	11.82	Ron Powlus (1994)	130 in 11
8.	11.8	John Huarte (1964)	118 in 10

Points Responsibility per Game - Career

1.	12.4	Brady Quinn (2003-06)	606 in 49
2.	10.20	Jimmy Clausen (2007-)	306 in 30
3.	10.15	Terry Hanratty (1966-68)	264 in 26

Tackles - Season - Defensive Back

1.	110	Kyle McCarthy (2008)
2.	98	Chinedum Ndukwe (2006)
3.	97	David Bruton (2008)
4.	92	Steve Lawrence (1985)
5.	91	A'Jani Sanders (1999)
6.	85	David Bruton (2007)
7.	81	Brian Magee (1994)
	81	Glenn Earl (2002)
9.	80	Jim Browner (1976)
	80	Tom Zbikowski (2007)

Tackles - Career - Defensive Back

1.	300	Tom Zbikowski (2004-07)
2.	228	Jim Browner (1976-78)
3.	225	A'Jani Sanders (1996-99)
4.	214	David Bruton (2005-08)
5.	206	Brian Magee (1992-95)
6.	203	Deke Cooper (1997-99)
7.	198	Kyle McCarthy (2005-)
8.	189	Jeff Burris (1991-93)
9.	184	Stacey Toran (1980-83)
	184	John Covington (1990-93)

Passes Broken Up - Career

1.	32	Clarence Ellis (1969-71)
2.	27	Luther Bradley (1973-77)
3.	25	Shane Walton (1999-02)
4.	22	Dave Waymer (1976-79)
5.	20.5	Todd Lyght (1987-90)
6.	20	Ralph Stepaniak (1969-71)
7.	19	Thomas O'Leary (1965-67)
8.	18	Vontez Duff (2000-03)
9.	16	Dave Duerson (1979-82)
10.	15	Mike Richardson (2002-06)
11.	14	Raeshon McNeil (2006-)

Field Goals - Game

1.	5	Nick Tausch, vs. Washington (Oct. 3, 2009)
	5	Nicholas Setta, vs. Washington State (Sept. 6, 2003)
	5	Nicholas Setta, vs. Maryland (Aug. 31, 2002)
	5	Craig Henrich, vs. Miami (Oct. 20, 1990)
5.	4	Brandon Walker, vs. Pittsburgh (Nov. 1, 2008)
	4	D.J. Fitzpatrick, vs. BYU (Nov. 15, 2003)
	4	Reggie Ho, vs. Michigan (Sept. 10, 1988)
	4	John Carney, vs. SMU (Nov. 8, 1986)
	4	John Carney, at Michigan (Sept. 14, 1985)
	4	Harry Oliver, vs. Miami (Oct. 11, 1980)
	4	Harry Oliver, at Michigan State (Oct. 4, 1980)
	4	Chuck Male, at Michigan (Sept. 15, 1979)

Most Consecutive Field Goals - Season

1.	13	Mike Johnston (1982)
2.	12	Nick Tausch (2009)

Most Consecutive Field Goals - Career

1.	13	Mike Johnston (Michigan 1982 – Oregon 1982)
2.	12	Nick Tausch (Michigan 2009 – Present)
3.	10	John Carney (Navy 1984 – Michigan 1985)
4.	9	Nicholas Setta (USC 2000 – USC 2001)
	9	Nicholas Setta (Washington State 2003 – Purdue 2003)
	9	D.J. Fitzpatrick (Navy 2003 – BYU 2004)
7.	8	Chuck Male (Miami 1978 – Georgia Tech 1978)
	8	Chuck Male (Michigan 1979 – Michigan State 1979)
	8	John Carney (Air Force 1986 – Penn State 1986)

Points by Kicking - Game

1.	17	Nick Tausch, vs. Washington (2009)	5 FGs, 2 PATs
	17	Nicholas Setta, vs. Washington State (2003)	5 FGs, 2 PATs
	17	Craig Henrich, vs. Miami (1990)	5 FGs, 2 PATs
4.	16	Nicholas Setta, vs. Maryland (2002)	5 FGs, 1 PAT
5.	15	Brandon Walker, vs. Pittsburgh (2008)	4 FGs, 3 PATs

WHO TO LOOK TO ON THIRD DOWN?

Notre Dame has converted 27 of its 56 (48.2%) third down passing attempts this season. Junior WR **Golden Tate**, sophomore TE **Kyle Rudolph** and senior WR **Robby Parris** have registered six, five and four first down receptions, respectively, on third down passing plays. In fact, of Parris' 17 catches this season, eight have produced an Irish first down and six have come on either third or fourth down, including a trio of third and fourth or 10+ plays.

IRISH DON'T GIVE IT AWAY FOR FREE

► Since Charlie Weis became head coach at Notre Dame, the top priority of every game has been to win the turnover battle. In games the Irish have won the turnover battle, Notre Dame is 25-9.

► Notre Dame held a plus-five margin in turnovers in the victory over Boston College. The Irish failed to commit a turnover, while the Eagles had five. Dating back to last year's game against Purdue, it was the seventh time in Notre Dame's last nine home games the Irish did not commit a turnover.

► Last season, the Irish did not commit a turnover in five games and have already posted three turnover-less games. In fact, Notre Dame has not turned the ball over in 18 games since 2005. Here's how each ranks nationally (thanks STATS, LLC):

Most Games with 0 Giveaways since 2005

No.	School
20	West Virginia
19	Florida
18	Notre Dame
17	Ball State
17	Buffalo
16	Memphis

Most Games with 0 Giveaways in 2009

No.	School
4	Air Force
4	Rutgers
4	Cincinnati
3	Notre Dame
3	Oregon State
3	California
3	Central Michigan

*2009 list only includes teams ranked in the top 10 in fewest turnovers

Most Games with 0 Giveaways in 2008

No.	School
6	Ball State
6	Baylor
6	Florida
6	Oklahoma
5	Notre Dame
5	Four other teams

► Quite often in a season opener a team is sloppy in terms of penalties and turnovers, but the Irish committed just three penalties and did not commit a single turnover. Notre Dame was one of two schools in the country among FBS teams that had fewer than three penalties and no turnovers on opening day. In addition, only seven FBS schools had fewer penalties in its season opener than the Irish.

► Notre Dame has only lost three fumbles this season, which ranks tied for fifth-best in the FBS. Interestingly though, the Irish have actually fumbled 11 times, but then recorded eight of those recoveries.

TURNING OVER A NEW LEAF

► The Irish are fourth in the nation with a +1.43 turnover ratio. Just two FBS squads have fewer turnovers than Notre Dame's six: Cincinnati's four and Oregon State's. Two of those Irish turnovers were long desperation tosses near the end of the first half and the other interception was a perfect pass that slipped through the hands of junior RB **Armando Allen** and into the hands of a Washington defender.

School Turnovers

Cincinnati	4
Oregon State	5
Notre Dame	6
Air Force	6
Northern Illinois	6

► Notre Dame has three fumbles lost all season. The only schools in the FBS with fewer fumbles lost are Cincinnati (zero), Colorado State (one), Oregon State (one) and Miami, Fla. (two). The school record for fewest fumbles lost in a season is four by the 2000 Irish. The 1993 Irish lost just five fumbles.

► The NCAA record for fewest season turnovers is eight, held by Clemson in 1940, Miami (Ohio) in 1966 and Notre Dame in 2000. Prior to that 2000 campaign, Notre Dame's record for fewest turnovers in a season was 10 in 1993 with the 1997 team third-best (13).

RED-ZONE REPORT

► Notre Dame and its 2009 opponents could not have less similar red-zone success, with the Irish totaling 166 red-zone points (converting 30-of-34 chances, 88.2%) while its opponents have combined for a lower red-zone point total (123) and conversion rate (20-of-27, 74.1%). The Notre Dame defense has allowed 16 red zone touchdowns (in 27 opponent chances) while the Irish offense has cashed in 19 touchdowns after crossing the opponent's 20-yard line (in 34 chances).

► The only four drives in which Notre Dame failed to produce points when entering the red zone came against Michigan, Purdue, USC and Boston College. The Irish took the opening kick and marched 69 yards, but missed a 28-yard field goal against the Wolverines. Against the Boilermakers, Notre Dame's final drive came when the Irish recovered a Purdue fumble at the nine-yard line with three seconds left in regulation. Notre Dame took a knee to secure the victory. The Irish marched 17 plays and 74 yards to the USC four-yard line in the final seconds of the game, but were unable to score the game-tying touchdown. Notre Dame moved 56 yards on 11 plays, but junior RB **Robert Hughes** was stopped on fourth and goal from the one-yard line by Boston College.

► The Eagles also denied the Irish touchdowns on two other red zone chances. Notre Dame did manage two field goals.
 ► Over Notre Dame's first three games, the Irish recorded seven touchdowns in 10 red zone chances, but Notre Dame has managed just 12 touchdowns in its last 24 opportunities. On the other hand, Irish opponents registered touchdowns on seven of their first 12 chances, but have scored touchdowns just 9 of their last 15 red zone opportunities.

► Notre Dame entered the Washington contest with 10 touchdowns in its previous 15 drives into the red zone, but the Irish managed only field goals on their first four red zone chances against the Huskies. On the other hand, Washington registered touchdowns on its first two red zone chances.

► In fact, Notre Dame had first-and-goal on three separate occasions against Washington and failed to register a touchdown on any of those opportunities.

► The Huskies were denied on their third red zone attempt of the game when Notre Dame stuffed Washington on consecutive quarterback sneaks on third and fourth down and goal from the one-yard line late in the third quarter. The Huskies were held to a field goal late in the fourth quarter due to an Irish goal-line stand. The Huskies ran six offensive plays from inside the Irish six-yard line, including five inside the two-yard line, but were not able to score a touchdown.

► The other drives for Notre Dame that entered the red zone and did not result in a touchdown came against Michigan and Michigan State. The Irish drove to the Wolverine 17-yard line before settling for a field goal (Notre Dame did have a touchdown overturned on the drive). Notre Dame also kicked a field goal against the Spartans after driving down to the MSU one-yard line before a fumble on third down forced the field goal.

► Despite scoring five touchdowns in the 2009 opening win over Nevada, Notre Dame ventured into the "red zone" just twice (other three touchdowns, all by sophomore WR **Michael Floyd**, came from 24, 70 and 88 yards out). The Irish scored two touchdowns in red zone chances against the Wolf Pack, which marched inside the Irish 20 three times and failed to score a single point.

► Michigan and Michigan State each scored three touchdowns on four red zone attempts.

► Purdue made just one trip into the red zone, but walked away with a touchdown.

► Notre Dame in 2008 came away with points in 31 of 44 red-zone chances (70.5 percent) — including touchdowns on 52.2 percent — while opponents posted points on 81.8 percent of their chances, but barely half of the opposing chances, 22 of 44, produced touchdowns.

Notre Dame in 2009	Category	2009 Opponents
34	Red-Zone Chances	27
9	Passing TDs	9
10	Rushing TDs	7
19	Total TDs	16
.559 (19/34)	TD Pct.	.593 (16/27)
11	FGs Made	4
1/0	FGs Missed/Blocked	2/0
1/0/0	Downs/Interceptions/Fumbles	2/1/2
166	Total Points (TD-6, FG-3)	123
.882 (30/34)	Scoring Pct.	.741 (20/27)

NOTRE DAME AIRS IT OUT AGAINST BOSTON COLLEGE

► Notre Dame completed 19 passes and attempted 27 in the first half against Boston College. The 19 completions are the most in a single half by the Irish this season. The 27 pass attempts are the second-most in any half this season. Notre Dame registered 29 passes in the second half against USC.

► The 19 completions were the most for the Irish in any half since the 2006 Fiesta Bowl against Ohio State when Notre Dame completed 22 in the second half.

► The 19 completions also went to seven different receivers, including freshman WR **Roby Toma**, who made his first appearance in an Irish uniform. Toma finished the game with two catches for 13 yards.

IRISH GIVE STOUT USC DEFENSE ITS TOUGHEST TEST

► No. 4 USC entered the game with Notre Dame ranked among the top 10 in the FBS in the following categories. Here is an interesting look at how the Irish fared against the Trojans in those specific categories:

Category	National Rank	Actual	Notre Dame
Rushing Defense	5th	64.80	82
Pass Efficiency Defense	8th	90.01	122.0
Total Defense	6th	238.60	367
Scoring Defense	4th	8.60	27

► The Trojans had allowed 73 first downs over their first five games, good for an average of 14.6 per game. Notre Dame racked up 27 first downs -- the most for an Irish team against USC since 2005. In fact, the Trojans had not allowed that many first downs to an opponent since that same meeting in 2005.

Keeping An Eye On Notre Dame Records

Kickoff Returns - Game

- 8-157 George Gipp, vs. Army (1920)
- 7-163 Julius Jones, vs. Pittsburgh (1999)
- 6-129 Theo Riddick, vs. Washington (2009)**
- 6-117 Armando Allen, vs. Air Force (2007)**
- 6-95 Mark McLane, vs. USC (1974)
- 6-112 Lack Landry, vs. Michigan State (1951)

Kickoff Returns - Season

- 33-704 Armando Allen (2007)**
- 26-521 Golden Tate (2008)**
- 26-603 Julius Jones (1999)
- 25-698 Tim Brown (1986)
- 23-512 Tony Driver (1998)
- 23-456 Tim Brown (1987)
- 21-543 Armando Allen (2008)**
- 20-476 Theo Riddick (2009)**
- 20-570 Allen Rossum (1997)
- 20-502 Raghbi Ismail (1989)

Kickoff Returns - Career

- 72-1678 Julius Jones (1999-2001, '03)
- 69-1613 Tim Brown (1984-87)
- 54-1247 Armando Allen (2007-)**
- 49-1079 Jim Stone (1977-80)
- 47-1230 Vontez Duff (2000-03)
- 47-1083 Tony Driver (1997-2000)
- 46-1271 Raghbi Ismail (1988-90)
- 44-909 Golden Tate (2007-)**
- 32-739 Terry Eurick (1974-77)

Kickoff Return Yards - Season

- 704-33 Armando Allen (2007)**
- 698-25 Tim Brown (1986)
- 603-26 Julius Jones (1999)
- 570-20 Allen Rossum (1997)
- 543-21 Armando Allen (2008)**
- 526-19 Vontez Duff (2002)
- 521-26 Golden Tate (2008)**
- 512-23 Tony Driver (1998)
- 502-20 Raghbi Ismail (1989)
- 496-16 Paul Hornung (1956)

Kickoff Return Yards - Career

- 1678-72 Julius Jones (1999-2001, '03)
- 1613-69 Tim Brown (1984-87)
- 1271-46 Raghbi Ismail (1988-90)
- 1247-54 Armando Allen (2007-)**
- 1230-47 Vontez Duff (2000-03)
- 1083-47 Tony Driver (1997-2000)
- 1079-49 Jim Stone (1977-80)
- 909-44 Golden Tate (2007-)**
- 891-29 Allen Rossum (1994-97)
- 778-30 Emmett Mosley (1993-96)
- 778-27 Clint Johnson (1990-93)

Total Kick/Punt Return Yards - Season

- 911 Vontez Duff (2002) 526 KR, 385 PR
- 857 Tim Brown (1987) 456 KR, 401 PR
- 798 Julius Jones (1999) 603 KR, 195 PR
- 773 Tim Brown (1986) 698 KR, 75 PR
- 704 Armando Allen (2007) 704 KR, 0 PR**
- 653 Allen Rossum (1997) 570 KR, 83 PR
- 637 Golden Tate (2008) 521 KR, 116 PR**
- 615 Raghbi Ismail (1989) 502 KR, 113 PR
- 609 Armando Allen (2008) 543 KR, 66 PR**
- 597 Julius Jones (2001) 405 KR, 192 PR

Total Kick/Punt Return Yards - Career

- 2104 Julius Jones (1999-2003) 1678 KR, 426 PR
- 2089 Tim Brown (1984-87) 1613 KR, 476 PR
- 1955 Vontez Duff (2000-03) 1230 KR, 725 PR
- 1607 Raghbi Ismail (1988-90) 1271 KR, 336 PR
- 1318 Allen Rossum (1994-97) 891 KR, 427 PR
- 1313 Armando Allen (2007-) 1247 KR, 66 PR**
- 1083 Tony Driver (1997-00) 1083 KR, 0 PR
- 1079 Jim Stone (1977-80) 1079 KR, 0 PR
- 1072 Golden Tate (2007-) 909 KR, 163 PR**

Irish Big Play Offense

10+ Yard Rushes

37	Robert Hughes (Washington)
33	Golden Tate (Washington State)
31	Golden Tate (Washington)
24	Armando Allen (Michigan)
24	Theo Riddick (Purdue)
21	Armando Allen (Washington)
20	Robert Hughes (Purdue)
19	Jonas Gray (Nevada)
18	Robert Hughes (Washington State)
*16	Golden Tate (Washington State)
16	Armando Allen (Boston College)
16	Dayne Crist (Purdue)
15	Robert Hughes (Washington State)
15	Robert Hughes (Washington)
15	Armando Allen (Michigan)
15	Jonas Gray (Michigan State)
15	Golden Tate (Purdue)
15	Jonas Gray (Nevada)
14	Theo Riddick (Washington State)
14	Jonas Gray (Washington State)
*14	Golden Tate (Purdue)
14	Armando Allen (Nevada)
14	Armando Allen (Michigan)
13	John Goodman (USC)
*13	Armando Allen (Michigan State)
13	Golden Tate (Purdue)
13	Armando Allen (Michigan)
12	Robert Hughes (Washington State)
12	Armando Allen (Boston College)
12	Armando Allen (USC)
12	Robert Hughes (Washington)
12	Armando Allen (Michigan State)
11	Robert Hughes (Washington State)
11	Theo Riddick (Washington State)
11	Armando Allen (Boston College)
11	Jimmy Clausen (USC)
11	Armando Allen (Michigan State)
11	Armando Allen (Michigan)
10	Golden Tate (Washington State)
10	Robert Hughes (Washington State)
10	Duval Karmara (Michigan)
10	Armando Allen (Nevada)

20+ Yard Receptions

*88	Michael Floyd (Nevada)
77	Golden Tate (Washington)
*70	Michael Floyd (Nevada)
*67	Golden Tate (Washington)
*64	John Goodman (Washington State)
54	Golden Tate (Michigan State)
52	Kyle Rudolph (Michigan State)
*50	Golden Tate (Washington State)
*45	Golden Tate (USC)
37	Michael Floyd (Michigan)
*36	Golden Tate (Boston College)
36	Golden Tate (Nevada)
33	Michael Floyd (Michigan)
*33	Golden Tate (Michigan State)
30	Kyle Rudolph (Washington)
27	Golden Tate (Michigan)
26	Robby Parris (Washington)
26	Armando Allen (Nevada)
25	Robby Parris (USC)
25	Robert Hughes (Washington)
*24	Michael Floyd (Nevada)
24	Kyle Rudolph (Michigan)
23	Jonas Gray (Purdue)
22	Golden Tate (Boston College)

22	Golden Tate (Washington)
22	Kyle Rudolph (Purdue)
*22	Michael Floyd (Michigan State)
21	Golden Tate (Washington State)
21	Armando Allen (USC)
*21	Golden Tate (Michigan)
20	Robby Parris (Washington)

20+ Yard Completions

*88	Jimmy Clausen (Nevada)
77	Jimmy Clausen (Washington)
*70	Jimmy Clausen (Nevada)
*67	Jimmy Clausen (Washington)
*64	Dayne Crist (Washington State)
54	Jimmy Clausen (Michigan State)
52	Jimmy Clausen (Michigan State)
*50	Jimmy Clausen (Washington State)
*45	Jimmy Clausen (USC)
37	Jimmy Clausen (Michigan)
*36	Jimmy Clausen (Boston College)
36	Jimmy Clausen (Nevada)
33	Jimmy Clausen (Michigan)
*33	Jimmy Clausen (Michigan State)
30	Jimmy Clausen (Washington)
27	Jimmy Clausen (Michigan)
26	Jimmy Clausen (Washington)
26	Jimmy Clausen (Nevada)
25	Eric Maust (USC)
25	Jimmy Clausen (Washington)
*24	Jimmy Clausen (Nevada)
24	Jimmy Clausen (Michigan)
23	Jimmy Clausen (Purdue)
22	Jimmy Clausen (Boston College)
22	Jimmy Clausen (Washington)
22	Jimmy Clausen (Purdue)
*22	Jimmy Clausen (Michigan State)
21	Jimmy Clausen (Washington State)
21	Jimmy Clausen (USC)
*21	Jimmy Clausen (Michigan)
20	Jimmy Clausen (Washington)

25+ Yard Returns

52	Barry Gallup (Michigan)
38	Theo Riddick (Michigan State)
35	Theo Riddick (Purdue)
31	Theo Riddick (USC)
27	Theo Riddick (Washington)
27	Theo Riddick (Washington)
26	Theo Riddick (Boston College)
26	Theo Riddick (Michigan State)
26	Theo Riddick (Purdue)
25	Barry Gallup (Michigan)
25	Theo Riddick (Michigan State)
25	Theo Riddick (Washington)

* play resulted in touchdown

- ▶ USC had not allowed a single passing touchdown over its first five games, but junior QB **Jimmy Clausen** tossed a pair.
- ▶ The Trojans' red zone defense had been almost impenetrable heading into the contest. USC had surrendered just three touchdowns over its opponents 13 red zone chances. The Irish equalled that output and nearly surpassed it on the game's final drive.
- ▶ Notre Dame totaled 27 points against USC. No team had scored more against the Trojans since Nebraska totaled 31 on Sept. 15, 2007.
- ▶ The Irish also passed for 285 yards against the Trojans, the most USC had yielded in a game since Illinois totaled 301 on January 1, 2008 in the Rose Bowl.
- ▶ The Notre Dame offense only had a pair of three-and-outs against USC. No opponent had fewer three-and-outs against the Trojans since Oregon State had just one in last year's meeting.

AGAINST THE WOLVERINES

- ▶ Michigan scored the winning touchdown with 11 seconds remaining in the game. It marked the third meeting between the two rivals where the deciding points were scored with less than 12 seconds to go in the contest. The Wolverines last captured a meeting decided so late into the contest in 1994 when Remy Hamilton kicked a field goal with two seconds left to secure a 26-24 victory in Notre Dame Stadium.
- ▶ Junior QB **Jimmy Clausen's** 336 yards were the most ever by an Irish signal caller against Michigan.
- ▶ Notre Dame racked up 27 first downs and 490 yards on the afternoon, the most ever by an Irish squad in the all-time series with the Wolverines.
- ▶ Sophomore WR **Michael Floyd's** 131 yards against Michigan set a school record for receiving yards by an Irish player in the series with the Wolverines. The previous record was 127 set last season by junior WR **Golden Tate**.
- ▶ Tate's nine receptions are the most by an Irish player in the all-time series with the Wolverines, besting the previous high of seven set by three different players (most recently Darius Walker in 2006).
- ▶ Tate also tied five other Irish players (most recently junior RB **Robert Hughes** in 2008) with the most touchdowns against the Wolverines in the series.
- ▶ Notre Dame managed just 10 first downs and 79 total yards on 55 plays in the 2007 meeting with Michigan, the last trip to Ann Arbor for the Irish. Notre Dame registered 15 first downs and piled up 302 yards on 37 plays, good for an average of 8.2 per play in the first half.
- ▶ The Irish were also held to minus-seven yards on 33 carries in that meeting. Notre Dame rushed for 112 yards on 19 carries, good for a 5.9 average, in the first half.

IRISH OFFENSE ROLLS IN SEASON OPENER AGAINST NEVADA

- ▶ Notre Dame finished with 510 yards of total offense, the most since recording 663 yards at Stanford on Nov. 26, 2005.
- ▶ The Irish recorded those 510 yards on just 61 plays, good for an average of 8.36 yards per play (best in the Charlie Weis era).
- ▶ Notre Dame set new highs for the Weis era in most passing yards per attempt (16.6), yards per completion (19.5), highest passing efficiency (290.44) and yards per play (8.4).
- ▶ The Irish have now eclipsed 500 yards of total offense in nine games under Weis.
- ▶ Notre Dame not only converted both of its third downs of nine or more yards (nine and 16 yards) in the first half, but did so each time with touchdown passes. **Jimmy Clausen's** touchdown pass to **Kyle Rudolph** in the first quarter came on a third and 16, while Clausen's second quarter touchdown pass to **Michael Floyd** came on a third and nine.
- ▶ The Irish totaled exactly 300 yards on 34 plays in the opening half, good for an average of 8.8 yards per play.
- ▶ Notre Dame averaged just 3.3 yards per rush in 2008. Weis and the Irish coaching staff have established 4.5 yards per carry as a standard for the season. Notre Dame equalled that mark prior to its final drive of the game (158 yards on 35 carries). The Irish also accomplished the feat against a defense that ranked sixth in the nation against the run in 2008 (88.62 yards per game). Notre Dame finished the afternoon with 178 yards on the ground.
- ▶ The Irish offensive line did not allow a single sack. Nevada ranked 10th in the nation in sacks a season ago, averaging 2.85 per game.
- ▶ Notre Dame registered touchdowns on four of its first five drives. The Irish marched 67, 78, 79 and 80 yards. In fact, Notre Dame added a school record-tying 99-yard drive for its final touchdown of the game. The average scoring drive by the Irish went for 80.6 yards.
- ▶ Notre Dame was limited to just one three and out over the course of the entire game.
- ▶ The Irish quarterbacks completed passes to seven different receivers.

THE O'BRIEN ON-THE-ROAD CAMPAIGN CONTINUES IN WEEK TEN

- ▶ The Davey O'Brien National Quarterback Award® (The O'Brien) continues its On-the-Road Campaign as it stops at four more Semifinalists' campuses Saturday, Nov. 7. College football enthusiasts and fans alike are encouraged to stop by The O'Brien display and vote for their favorite Semifinalist. Fans who vote at The O'Brien display will automatically be entered into the "Defend Your Pride. Vote O'Brien Sweepstakes," for a chance to win a trip for two to the 2010 O'Brien Awards Dinner at The Fort Worth Club in Fort Worth, Texas. The O'Brien displays will be open pre-game through kickoff.
- ▶ Fans not able to cast a vote in person can register and vote at www.VoteOBrien.org. Online fan voting will close at noon CST on Nov. 22 and Finalists will be announced on Nov. 23. Finalists will be selected by The O'Brien Selection Committee, comprised of journalists, broadcasters, commentators and former winners, with the Fan Vote accounting for 5 % of the total vote.

**Notre Dame
Defensive Notes**

NOTRE DAME DEFENSE DOMINATES WASHINGTON STATE

- ▶ The Irish put together their top defensive performance of the season in the rout of Washington State. Notre Dame limited the Cougars to 206 total yards on 49 offensive plays (4.2 yards per play). The Irish also surrendered just 104 yards in the air.
- ▶ The Irish did not allow Washington State a first down until the final play of the first quarter. The Cougars managed just 30 total yards in the opening 15 minutes (19 rushing yards and 11 passing yards).
- ▶ Washington State did not cross midfield until its final drive of the first half.
- ▶ Notre Dame recorded six three-and-outs in the Cougars' first 10 drives of the game. Ten of Washington State's 13 drives went for less than 20 yards.
- ▶ The Irish limited Washington State to 115 total yards on 30 plays (3.8 yards per play) over the first three quarters against the first team defense.
- ▶ The secondary did not yield a single pass play longer than 15 yards. Washington State threw for 385 yards in its previous game at California.
- ▶ Nine of the Cougars' 23 plays on first down resulted in zero or negative yards.

IRISH DERAIL BOSTON COLLEGE

- ▶ Boston College entered the game against Notre Dame averaging 155.3 yards per game on the ground. The Irish allowed just 70 yards on the ground on 29 carries (just 2.4 yards per rush).
- ▶ Eagles running back Montel Harris rushed for 264 yards and five touchdowns (both school records) in the previous week's victory over NC State. Harris' day was the best rushing performance in the FBS this year as he topped UTEP's Donald Buckram who rushed for 262 yards on October 3. He also tied Jahvid Best of California and Mike Bell of Nevada for the most points in a single game this season with 30. Harris ranked second in the ACC and 13th in the nation in rushing with 108 yards per game prior to the contest, but he managed just 38 yards on 22 carries against the Irish. In fact, Notre Dame forced Harris into 15 carries of two yards or less, including five behind the line of scrimmage.
- ▶ The Irish outgained BC, 111-46, in the opening quarter. Notre Dame limited the Eagles and Harris to seven yards on four carries.
- ▶ The Irish continued to control the Eagles running game in the second quarter. Notre Dame limited BC to just eight yards on the ground on 11 carries in the opening 30 minutes.
- ▶ Harris entered the game against Notre Dame without a fumble lost in a span of 362 touches, but Notre Dame forced him into a pair of fumble in the victory. In fact, Harris had a third fumble that Boston College managed to recover.
- ▶ 19 of Boston College's 25 first down plays gained two yards or less.
- ▶ 11 of Boston College's 25 first down plays either failed to gain or lost yardage.
- ▶ Three of Boston College's 25 first down plays gained more than four yards.

NOTRE DAME'S FRONT SEVEN STEPPING UP

- ▶ Entering the USC contest, Notre Dame was led in tackles by a pair of safeties, senior SS **Kyle McCarthy** (49) and junior FS **Harrison Smith** (32). The fourth leading tackler for the Irish at that point of the season was sophomore CB **Robert Blanton** (22).
- ▶ However, the defensive line and linebackers have become much more active the last three weeks.
- ▶ The Irish defensive backs totaled 51.6% (141 of 273) of the tackles on the opposition's offensive plays over the first five games of the season. Over the last three games, Notre Dame's front seven has totaled 62.4% (93 of 149) of the tackles, while the secondary has totaled 37.6% (56 of 149).
- ▶ In the matchup with the Trojans, the Irish defensive line totaled 18 tackles, 3.0 sacks, 5.0 TFL, three quarterback hurries and one pass breakup. The linebackers collected 16 tackles, 1.0 sack, 1.0 TFL, and two QB hurries.
- ▶ Against Boston College, the Irish defensive line totaled 20 tackles, 1.5 TFL, eight quarterback hurries and one fumble recovery. The linebackers collected 19 tackles, 3.5 TFL, one forced fumble, one fumble recovery, one interception, one pass breakup and two QB hurries.
- ▶ In the victory over the Eagles, Notre Dame's top four tacklers —all linebackers and linemen, not safeties — registered 28 tackles. Freshman LB **Manti Te'o** led the charge with nine, junior NT **Ian Williams** had seven, and sophomore DE **Kapron Lewis-Moore** and junior LB **Brian Smith** made six apiece.
- ▶ In the rout of Washington State, the front four totaled 18 tackles, four sacks and 8.5 tackles for loss. Lewis-Moore led the Irish defense in stops with five.

DEFENSIVE LINE INCREASING PRODUCTION

Notre Dame's defensive line struggled mightily over the first four games of the season. The group managed just 52 tackles (13.0 per game) and three sacks against Nevada, Michigan, Michigan State and Purdue. In their last four outings against Washington, USC, Boston College and Washington State, the group has amassed 79 tackles (19.8 per game) and 11 sacks.

HURRY AND LOOK BETWEEN THE LINES

- ▶ While Notre Dame officially was not credited with a sack, the Irish did apply pressure on Boston College quarterback Dave Shinskie. The Irish registered an astounding 10 quarterback hurries in the game.
- ▶ The Irish were not credited with any quarterback hurries in games against Nevada and Washington, but Notre Dame has 16 in its last two games (USC and Boston College).
- ▶ Quarterback hurries are tracked at Irish home games, but FBS schools are not required so few actually do.

IRISH IN THE RIGHT PLACE AT THE RIGHT TIME

- ▶ Notre Dame's defense has registered 17 takeaways this season and 14 have come inside Irish territory, including five inside the red zone and four inside the 10-yard line. Here is a list of the eight Notre Dame takeaways inside its 25-yard line:

**Starter
Sheet**

Offense	2009	Streak	Career
Young (RT)	8	46	46
Clausen (QB)	8	24	30
Olsen (C)	8	27	27
Rudolph (TE)	8	21	21
Kamara (WR)	5	2	20
Duncan (LT)	8	8	20
Wenger (C)	-	-	18
Stewart (LG)	8	10	18
Tate (WR)	8	10	18
Allen (HB)	5	-	17
Floyd (WR)	3	-	13
Robinson (RG)	8	8	11
Parris (WR)	4	-	8
West (WR)	-	-	7
Aldridge (FB)	-	-	6
Hughes (HB)	1	1	5
Ragone (TE)	4	1	4
Sharpley (QB)	-	-	2
Gray (HB)	1	-	1
Goodman (WR)	1	-	1

Defense	2009	Streak	Career
McCarthy (SS)	8	21	22
Ryan (DE)	5	-	20
Neal (DE)	4	1	20
Smith, B. (LB)	8	8	20
Walls (DB)	5	-	18
Smith, H. (FS/LB)	8	8	17
McNeil (CB)	1	-	15
Williams (NT)	6	3	15
Johnson (DT)	8	9	12
Brown (SS)	5	1	11
Blanton (CB)	7	2	11
Fleming (LB)	6	1	9
Smith, T. (LB)	2	-	6
Te'o (LB)	6	5	6
Lewis-Moore (DE)	5	5	5
Gray (DB)	3	3	3
Slaughter (S)	1	1	1
Herring (FS)	-	-	1

Longest Active Streaks

Young (RT)	46
Olsen (C)	27
Clausen (QB)	24
Rudolph (TE)	21
McCarthy (SS)	21
Tate (WR)	10
Stewart (LG)	10

Most Career Starts (Active)

Young (RT)	46
Clausen (QB)	30
Olsen (C)	27
McCarthy (SS)	22
Rudolph (TE)	21
Ryan (DE)	20
Neal (DE)	20
Kamara (WR)	20
Duncan (LT)	20
Smith, B. (LB)	20
Wenger (C)	18
Stewart (LG)	18
Tate (WR)	18
Allen (HB)	17
Smith, H. (FS)	17
McNeil (CB)	15
Williams (NT)	15

Milestone Games In 2009

100-Yards Rushing

*Armando Allen	139 (at Michigan)
Robert Hughes	131 (Washington State)
Armando Allen	115 (Michigan State)

100-Yards Receiving

*Golden Tate	244 (Washington)
*Michael Floyd	189 (Nevada)
Michael Floyd	131 (at Michigan)
Golden Tate	128 (Boston College)
Golden Tate	127 (Michigan State)
Golden Tate	117 (USC)
Golden Tate	115 (at Michigan)

400-Yards Passing

*Jimmy Clausen	422 (Washington)
----------------	------------------

300-Yards Passing

Jimmy Clausen	336 (at Michigan)
Jimmy Clausen	315 (Nevada)
Jimmy Clausen	300 (Michigan State)

Multiple Touchdowns

Jimmy Clausen vs. Nevada	4 (passing)
Jimmy Clausen at Michigan	3 (passing)
*Michael Floyd vs. Nevada	3 (receiving)
Jimmy Clausen vs. USC	3 (2 passing, 1 rushing)
Golden Tate vs. Washington State	2 (rushing, receiving)
Jimmy Clausen vs. Washington State	2 (passing)
Golden Tate vs. Boston College	2 (receiving)
Golden Tate vs. USC	2 (receiving)
Jimmy Clausen vs. Boston College	2 (passing)
Jimmy Clausen vs. Washington	2 (passing)
Jimmy Clausen vs. Michigan State	2 (passing)
Armando Allen vs. Michigan State	2 (passing, rushing)
Golden Tate at Michigan	2 (receiving)

10+ Tackles

Kyle McCarthy vs. Washington	12
*Harrison Smith at Michigan	11
Kyle McCarthy at Purdue	10
*Manti Te'o vs. Washington	10
* - individual career highs (or tying)	

Turnover (Forced By)

Interception	Robert Blanton vs. Nevada	ND 0
Fumble (dropped pitch)	Kapron Lewis-Moore vs. Nevada	ND 7
Interception	Kyle McCarthy vs. Michigan State	ND 4
Interception	Darrin Walls at Purdue	ND 20
Fumble (Sergio Brown)	Brian Smith vs. Boston College	ND 6
Interception	Kyle McCarthy vs. Boston College	ND 23
Interception	Kyle McCarthy vs. Boston College	ND 25
Interception	Brian Smith vs. Boston College	ND 22

Takeaway

Yardline

Return

► The only three takeaways not inside Notre Dame territory were sophomore DT **Ethan Johnson's** fumble recovery at the Purdue nine-yard line with seconds remaining in the game, junior CB **Gary Gray's** interception at the USC 43-yard line and junior NT Ian Williams' interception at the Washington State 27-yard line.

IRISH BALL HAWKING DEFENSE

► Notre Dame forced turnovers on four of final six possessions of game against Boston College. The other two Eagles' possessions in the stretch were both three-and-outs.

► The Irish forced five turnovers in the game, the most since the 2008 Michigan contest when Notre Dame forced six.

► The Irish either forced a turnover or held Boston College to a three-and-out in eight of its last 12 possessions of the game.

NOTRE DAME RUN DEFENSE GAINING STEAM

► After Notre Dame's first two games, the Irish were surrendering 171.5 yards rushing per game. The Irish defensive coaching staff made a couple schematic changes along the defensive line and the results are noticeable. Here is a comparison of Notre Dame's rush defense over its first two games versus its next six games:

Games 1-2

343
67
5.1
171.5
16

Category

Rush Yards Allowed
Rush Attempts
Average Per Rush
Average Per Game
10+ Yard Rushes

Games 3-8

648
178
3.6
108.0
24

► Notre Dame allowed just three rushing plays of 10 yards or more in the victory over Boston College and one was a quarterback scramble. The Irish allowed the same amount the week prior against No. 4 USC. Notre Dame has made significant strides in preventing explosive running plays since the opening two weeks of the season.

Runs of 10 or more yards

Nevada	9	Washington	6
Michigan	7	USC	3
Michigan State	2	Boston College	3
Purdue	3	Washington State	7

► The Purdue ground attack entered the game with the Irish ranked 22nd in the country averaging 210.7 yards per game. The Boilermakers were led by Ralph Bolden, who ranked second in the country at 140.3 yards per game.

► The Irish limited Purdue to only 74 yards (136.7 below its average) on the ground on 26 attempts, good for a 2.8 yard per carry average. The Boilermakers were running for just over 6.0 yards per carry coming into the contest. Notre Dame allowed just three rushes of 10 yards or more.

► Bolden totaled just 67 yards on 17 carries, only 3.9 per rush (well below his average of 6.8 yards per carry entering the game). The Irish really kept him intact after halftime when Bolden managed 22 yards on eight rushes. He did register three carries for 56 yards (26, 15 and 15), but was limited to 11 yards on his 14 other carries.

NOTRE DAME'S DEFENSE HOLDS OWN AGAINST USC FRONT

► Notre Dame totaled three sacks (for 18 yards) and eight tackles for loss (for 26 yards) against the Trojans, their outstanding offensive line and the tandem of Joe McKnight and Allen Bradford. The three sacks, 18 yards lost in sacks and eight tackles for loss were the most against USC this season. In fact, Notre Dame was the first team this season to record more tackles for loss against the Trojans than they registered in the game.

► The eight tackles for loss by Notre Dame are the most by a USC opponent since UCLA had 14 on Dec. 1, 2007 and no team has registered more sacks (three) against the Trojans since Stanford had four on Oct. 6, 2007.

► USC entered the contest with the Irish ranked 17th in the FBS in rushing offense (208.0). The Trojans also averaged 5.5 yards per rush over their first five games, but Notre Dame held USC well below its average in each category.

Category

Actual

vs. Notre Dame

Rushing Offense	208.0	121
Average per Rush	5.5	3.7

► The Irish allowed only three explosive rushing plays of 10 or more yards (25 and 17 to Joe McKnight and 23 to Allen Bradford). Notre Dame limited USC to just 56 yards on its 30 other carries in the game.

GOAL-LINE STAND ONE FOR THE AGES

Washington was denied on their third red zone attempt of the game. The Huskies had first and goal from the Notre Dame eight-yard line, but after two rushes pushed the ball to the Irish one-yard line, Notre Dame stuffed Washington on consecutive quarterback sneaks on third and fourth down and goal from the one-yard line late in the third quarter.

► Washington was again held to a field goal late in the fourth quarter due to an Irish goal-line stand. The Huskies ran six offensive plays from inside the Irish six-yard line, including five inside the two-yard line, but were not able to score a touchdown.

► In all, Washington ran nine plays from inside the five-yard line over two different drives and failed to score a touchdown (the Huskies managed just a field goal).

► Has there ever been a more impressive goal-line stand in Notre Dame football annals than the one made in the fourth quarter of the victory over Washington? Four criteria were used: Did it have a bearing on a victorious outcome? How close was the opponent to the goal line on first down? At one point of the game did the stand occur? How good was the opponent on short-yardage offense?

Notre Dame historian Lou Somogyi recently released a top 10.

10) Oct. 21, 1995: A Key(shawn) Stop

No. 5 USC had a prolific passing attack led by WR Keyshawn Johnson, the No. 1 pick in the 1996 NFL Draft. No. 17 Notre Dame held a 21-7 lead when USC faced first and goal at the two with 15 seconds left in the first half. Three straight passes into the end zone intended for Johnson fell incomplete or out of bounds — and on fourth DE Renaldo Wynn and LB Kinnon Tatum stopped a short pass by QB Kyle Wachholtz to RB Rodney Sermons as time expired. The Irish went on to post a 38-10 drubbing of that year's Rose Bowl champs.

9) Sept. 9, 1974: Pepper Spray

Defending national champion Notre Dame opened at Georgia Tech under new coach Pepper Rodgers, a veer specialist. The Ramblin' Wreck trailed 10-7 when it had a first down at the Irish three midway through the second quarter. Two yards were gained on first down, but DT Steve Niehaus and LB Greg Collins stuffed Tech for no gain on the next two plays. On fourth down, the Irish swarmed RB Charles Myers for a two-yard loss, with the first hit made by S John Dubenetzky. Notre Dame rolled thereafter to a 31-7 victory.

8) Oct. 3, 2009: Part I

Leading 24-19 late in the third quarter, Washington had first and goal at the Irish 8. RB Chris Polk gained four yards on first down, and QB Jake Locker rushed for three to the one on second down. On two straight sneak attempts, though, the 6-3, 226-pound Locker was unable to break the goal line. Notre Dame's offense responded by driving 93 yards to convert a field goal and cut its deficit to 24-22.

7) Nov. 10, 1928: By George, They Did It!

Against an Army team that boasted an 11-game winning streak, including an 18-0 victory versus Notre Dame a year earlier, head coach Knute Rockne implored his Irish to "win one for the Gipper." The Irish scored the go-ahead TD with 2:30 left to make it 12-6, but Army had first and goal at the Notre Dame 10 in the closing seconds. A five-yard penalty and two incomplete passes made it 3rd and goal at the 15. On third down, Dick Hutchinson completed an 11-yard pass to the Irish four. On fourth down, Hutchinson plunged to within a foot of the goal line — just as time elapsed.

6) Nov. 14, 1992: Notre Dame 17, Penn State 16

With just over 10 minutes left in the contest and Penn State trailing 9-6 in "The Snow Bowl," the Nittany Lions had first and goal at the one. On first down, Penn State TB Richie Anderson leapt high toward the goal line but was met head on by S Jeff Burris for no gain. A two-yard loss on second down and a Kerry Collins incomplete pass on third down forced a game-tying field goal. It would prove crucial in the 17-16 victory where the Irish had to score a touchdown and a two-point conversion in the final 20 seconds to win.

5) Nov. 29, 1958: A Parting Gift

In the season finale at the L.A. Coliseum, Notre Dame led USC, 20-13, early in the fourth quarter when the Trojans drove 77 yards to a first down at the Irish one-foot line. On first down, USC fumbled but recovered the ball at the one. On second down, Bob Williams and Bob Scholtz threw USC QB Tom Maudlin for a one-yard loss on a sweep, and on third down Maudlin was stopped by Frank Reynolds for no gain. On fourth down, Myron Pottios stopped Trojans' HB Don Buford short of the goal line. The Irish held on in the fourth quarter for the 20-13 victory.

4) Dec. 3, 1949: By Rote Or Tote

In the season finale at the Cotton Bowl, the national title was on the line in the final five minutes when Kyle Rote drove SMU, trailing 27-20, from its 21 to a first down at Notre Dame's five. Rusty Russell lost a yard on first down, and Fred Benners threw an incomplete pass on second down. Rote picked up two yards on third down, and on fourth Rote's pass was intercepted at the goal line by Jerry Groom and Bob Lally with 3:52 left. Frank Leahy stated he had never experienced so much excitement in a game than in this 27-20 triumph.

3) Jan. 1, 1990: Bowled Over

Late in the first half of a scoreless game in the Orange Bowl, No. 1 and 11-0 Colorado drove to a first down at the Irish one. On first down, Eric Bieniemy tried to dive over the top, but D'Juan Francisco met him head on and the officiating crew ruled the running back didn't break the goal line plane — much to the protest of CU. QB Darian Hagan was stopped cold for no gain on a second-down sneak, and DL Troy Ridgley forced an errant option pitch to Bieniemy that bounced out of bounds at the three. On fourth down, Colorado set up for a field goal, but holder Jeff Campbell rolled to his right on a fake. The intended receiver got jammed at line of scrimmage, so Campbell was forced to tuck it and was stopped short of the goal line by Ridgley. In the second half, Notre Dame took control in its 21-6 victory.

2) Nov. 7, 1998: A "Cloud" Of Dust

Trailing 31-26, Boston College QB Scott Mutryn drove the Eagles from his 23 to a first and goal at the four with 1:07 left and no timeouts remaining for Notre Dame. BC featured RB Mike Cloud, No. 2 nationally in rushing yards per game (153.4), and a line that featured future NFL standouts Damien Woody and Doug Brzezinski. On first down, Cloud found an opening but LB Bobbie Howard stopped him at the two. On second down, Howard stopped Cloud for a yard. On third

**Notre Dame Football
By The Numbers**

.737 - Notre Dame's winning percentage, the second-highest in college football history.

1 - Notre Dame is the only team, college or professional, to have all of its games broadcast nationally on the radio and is the only team to have all of its home games televised nationally (NBC).

6 - College Football Hall of Fame Coaches - Jesse Harper, Lou Holtz, Knute Rockne, Frank Leahy, Ara Parseghian and Dan Devine.

7 - Heisman Trophy Winners: Angelo Bertelli ('43), Johnny Lujack ('47), Leon Hart ('49), John Lattner ('53), Paul Hornung ('56), John Huarte ('64) and Tim Brown ('87).

10 - Alumni in the Pro Football Hall of Fame.

11 - National Championships - since the AP poll began in 1936 (1943-46-47-49-66-73-77-88), the most AP titles of any other school. The Irish also earned consensus national titles in '24, '29 and '30 prior to the AP rankings.

12 - Unbeaten and untied seasons.

21 - Seasons in which the team has been voted the national champion by at least one selector.

29 - Bowl game appearances.

31 - Unanimous first-team All-Americans -- more than any other school.

43 - College Football Hall of Fame Players.

79 - Different consensus All-Americans -- more than any other school.

99 - Percent graduation rate among football players who enter on scholarship and remain at least four years.

102 - Out of 120 years in which Notre Dame has finished with a winning record.

121 - Years of college football.

206 - Consecutive games streak televised nationally or regionally.

181 - Selections on All-America first teams.

211 - Consecutive sellouts at Notre Dame Stadium.

324 - Appearances by the Irish on network television -- more than any other school and more than the next two combined.

837 - All-time victories, third all-time in college football.

**Fighting Irish
In The NFL**

AFC	NFC
Baltimore Ravens SS Tom Zbikowski	Arizona Cardinals DE Bertrand Berry G/T Mike Gandy
Cincinnati Bengals FS Chinedum Ndukwe OC Dan Santucci^	Carolina Panthers LS J. J. Jansen
Cleveland Browns QB Brady Quinn	Dallas Cowboys CB Allen Rossum
Denver Broncos FS David Bruton OT Ryan Harris RB Darius Walker*	Green Bay Packers RB Ryan Grant
Jacksonville Jaguars OL Jordan Black DT Derek Landri	Minnesota Vikings OC John Sullivan
Kansas City Chiefs LB Corey Mays	New Orleans Saints PK John Carney
Miami Dolphins TE Anthony Fasano	New York Giants DE Justin Tuck
New England Patriots OL Mark LeVoir#	Philadelphia Eagles DE Victor Abiamiri DT Trevor Laws
Tennessee Titans P/K Criag Hentrich	San Francisco 49ers WR Arnaz Battle
	Seattle Seahawks TE John Carlson RB Julius Jones TE John Owens
	Tampa Bay Buccaneers OC Jeff Faine WR Maurice Stovall
	Washington Redskins P Hunter Smith

^ - injured reserve list
* - practice squad
- physically unable to perform list

down, it appeared Cloud might have broken the plane, but LB Jimmy Friday pushed him back. On fourth down and inches from the goal line, S Deke Cooper, instructed to pursue the run and disregard the pass or anything to the outside, shot through the middle unblocked and nailed Cloud for a two-yard loss.

1) Oct. 3, 2009: Double Time!

This is the standard against which all future Notre Dame goal-line stands will be measured for several reasons. One, the Irish already made a stand minutes earlier (see No. 8). Two, a TD might have put the game out of reach. Three, the Irish had to do it not once but twice against a team ranked in the top five in third-down conversions. On first down from the one with 7:07 left and the Huskies leading 24-22, HB Chris Polk lost one yard on a stop by DT Ethan Johnson. A second-down pass by Locker fell incomplete, and on third down Locker was engulfed for no gain on a scramble. When Notre Dame was called for a rare roughing-the-snapper call on the field-goal attempt, it had to start all over again from the one. The defense stopped Polk for no gain on first down, benefited from a false start on the Huskies, stopped a five-yard completion to Paul Horner at the one, and did not permit Locker to get the final yard on a sneak, thereby forcing a field goal to make it 27-22 with 3:04 left. Down only one score, the Irish moved ahead briefly and then won it in overtime, 37-30.

IRISH DEFENSE STINGY OUT OF THE GATE

- ▶ Notre Dame was quite impressive defensively coming out of the locker room in 2008. The Irish allowed only three touchdowns in the first quarter over the entire 2008 campaign and just one over their last nine games of the year. Notre Dame continued that trend, blanking Nevada over the first 15 minutes.
- ▶ The Irish surrendered 14 points in the first quarter at Michigan. Notre Dame had allowed just 19 points in the first quarter over their previous 10 games.
- ▶ Notre Dame has allowed three points or less in the opening quarter in 12 of its last 17 games.

MORE ON THE DEFENSE

- ▶ After allowing Purdue to score a touchdown on its opening drive, the Irish forced four punts and a turnover on downs on the Boilermakers' final five drives of the opening half.
- ▶ Notre Dame limited Purdue to just 1-for-7 on third down over the second and third quarters. In fact, the Boilermakers netted 113 yards on 32 plays (3.5 yards per play) with five punts, a turnover on downs and the end of half possession on seven drives between the first and fourth quarter scoring drives.
- ▶ Washington totaled 56 and 53 yards on its first and last drives of the first half, but Notre Dame limited the Huskies to 59 total yards on their other five drives of the half (17 plays). The Irish forced four punts and a turnover on those five drives.

IRISH PITCH SHUTOUT AGAINST NEVADA

- ▶ Notre Dame posted its first shutout since blanking Rutgers 42-0 on Nov. 23, 2002 -- a span of 76 games.
- ▶ Notre Dame posted its first shutout in a season opener since blanking Maryland, 22-0, on Aug. 31, 2002.
- ▶ Notre Dame posted its first shutout in a season opener at home since Sept. 22, 1973 when the Irish beat Northwestern, 44-0.
- ▶ Nevada was shut out for the first time since Dec. 12, 2007 versus New Mexico. The shutout was also just the third in Hall of Fame coach Chris Ault's 25-year coaching career at Nevada. This comes after Nevada averaged 37.6 points, 509 total yards and 278 rushing yards per game (school record) last season.
- ▶ Notre Dame limited the Wolf Pack to 307 total yards and 153 yards rushing, well below their explosive output from a year ago, and, obviously, no points.
- ▶ Notre Dame was one of two FBS schools, Kentucky being the other, to shut out another FBS school in its season opener.

TENUTA AND BROWN'S BOYS MAKE QUITE AN OPENING IMPRESSION

- ▶ Nevada quarterback Colin Kaepernick not only threw two interceptions in the game after throwing just seven all of last year, but he also averaged only 3.9 yards per rush compared to his near 7.0 yards per carry average in 2008.
- ▶ Notre Dame forced three Wolf Pack turnovers, including two in the red zone, and denied another possible scoring opportunity for Nevada on a 4th and short stop.
- ▶ Notre Dame ranked 20th in the country in 2008 in third down defense (32.76%). The Irish continued their success on third down against Nevada. Notre Dame limited the Wolf Pack to just 2-for-11.
- ▶ The Irish red zone defense was equally impressive. Notre Dame did not allow any Nevada points despite the Wolf Pack's three trips in the red zone. The Irish were the only team in FBS to deny their season-opening opponent points on three drives that crossed the 20-yard line.

**Career Starts
By Position**

—OFFENSE—

WR	LT	LG	C	RG	RT	TE	WR	QB	FB	HB
Kamara (20) Floyd (13) Parris (8)	Young (10) Duncan (10)	Olsen (13) Stewart (8)	Wenger (15) Olsen (8)	Stewart (10) Robinson (11) Olsen (6) Wenger (3)	Young (36) Duncan (10)	Rudolph (21) Ragone (4)	Tate (18) West (7) Goodman (1)	Clausen (30) Sharpley (2)		Allen (17) Aldridge (6) Hughes (5) Gray (1)

—DEFENSE—

DE	DT	NT	DE	SAM	MIKE	WILL	CB	SS	FS	CB
Lewis-Moore (3)	Johnson (10) Lewis-Moore (2)	Williams (15) Johnson (2)	Ryan (10) Fleming (7) Neal (6)	Neal (14) Ryan (10) Smith, H. (9) Fleming (2)	Smith, B. (11) Smith, T. (6)	Smith, B. (9) Te'o (6)	Walls (17) McNeil (15)	McCarthy (21) Smith, H. (2) Herring (1)	Brown (10) Smith, H. (6) McCarthy (1) Slaughter (1)	Blanton (10) Gray (3)

**Notre Dame
Special Teams Notes**

KICK RETURN DEFENSE

▶ Notre Dame led the NCAA FBS in kickoff return defense last season allowing only 16.5 yards per return and became the first Irish special teams unit to lead the nation in this category. It was also the first time Notre Dame led the NCAA in a statistical category since 1988. What made the feat even more impressive was the fact that the Irish registered just one touchback during the season. The 16.5 yards allowed on kickoffs was the best by a Notre Dame squad since 1975 when that team permitted only 14.9 yards per kick return.

	2007	2008	Improvement
Kick Return Defense	22.75 (89th)	16.38 (1st)	6.37 yards (28.5%)

KICK RETURN DEFENSE REBOUNDS

▶ Michigan's Darryl Stonum returned a kickoff 94 yards for a touchdown to give the Wolverines a 14-3 lead with 34 seconds to go in the opening quarter. Stonum was the first Irish opponent to return a kick for touchdown since Brian Cushing returned an onside kick for a touchdown in 2006 (42 yards).
 ▶ Since that kickoff return, Notre Dame has regained its form from a season ago. The Irish have allowed just 19.6 yards per kickoff return on the 42 kickoffs following Stonum's touchdown return. In fact, Purdue never started a drive outside its own 20-yard line following a kickoff and Washington was forced to start three drives inside its own 15-yard line.
 ▶ C.J. Gable of USC entered the game with Notre Dame ranked 71st in the FBS averaging 23.17 yards per kickoff return. The Irish limited Cable to an average of just 13.6. In fact, Notre Dame pinned Cable and the Trojans inside their own 15-yard line on two of those five kickoffs.

IRISH WINNING HIDDEN YARDS

▶ Freshman PK **Nick Tausch** averaged 61.5 yards per kickoff over the first three games, but the rookie averaged 67.4 yards per kick against Purdue. He even had three separate kicks carry into the end zone.
 ▶ Junior PK **David Ruffer** has taken over the majority of kickoff duties in Notre Dame's last three games (USC, Boston College and Washington State). He has averaged 62.9 yards per kick on his 15 attempts.

Avg. Drive Start (Drives Started At/Inside 20)

Nevada	Own 26-yard line (Four)
at Michigan	Own 37-yard line (Three)
Michigan State	Own 26-yard line (Five)
at Purdue	Own 28-yard line (Six)
Washington	Own 32-yard line (Four)
USC	Own 22-yard line (Four)
Boston College	Own 31-yard line (Zero)
Washington State	Own 31-yard line (Three)

SPECIAL TEAMS TACKLE LEADERS

	Total	Kickoff	Punt
Steve Filer	9	8	1
Scott Smith	8	7	1
Leonard Gordon	7	7	0
Zeke Motta	7	7	0
Sergio Brown	6	6	0
Mike Anello	5	5	0
Anthony McDonald	5	5	0
Jamoris Slaughter	5	5	0
Ray Herring	2	2	0
Harrison Smith	2	2	0
Darius Fleming	1	1	0
Bobby Burger	1	1	0
David Posluszny	1	1	0
Eric Maust	1	0	1
Totals	52	49	3

**2009 Notre Dame
Football Media Information**

Interview requests and media access for the 2009 Notre Dame football team are administered by lead football contact Brian Hardin and assistant football contact Michael Bertsch.

CONTACT INFORMATION

Brian Hardin..... bhardin2@nd.edu **Michael Bertsch**..... mberts1@nd.edu
 Office: (574) 631-9471 Cell: (574) 532-4134 Office: (574) 631-8642 Cell: (574) 532-4154

NOTRE DAME FOOTBALL WEEKLY MEDIA INFORMATION

Charlie Weis Teleconferences: Coach Weis will be available for two teleconferences each week of the season (Media looking for the teleconference number should contact Brian Hardin).

SUNDAY - 12:45-1:15 p.m.

- ▶ Guglielmino Athletics Complex auditorium
- ▶ This teleconference will function as a look back at the previous Saturday's game.

TUESDAY - 12:00 noon-12:45 p.m.

- ▶ Guglielmino Athletics Complex auditorium
- ▶ This teleconference will function as a look ahead at the upcoming weekend's opponent and other football-related issues.
- ▶ Satellite coordinates: AMC 3C, Transponder 22, Downlink Freq: 4140 MHz(V) (Available from 11:45 a.m. to 12:45 p.m. ET)

THURSDAY - 5:00 p.m.

- ▶ Guglielmino Athletics Complex auditorium

For accredited members of the media who want to attend the weekly press conference, contact Brian Hardin or Michael Bertsch for more information. The Guglielmino Athletics Complex is located on the east side of campus, behind the Joyce Center and the Rolfs Recreation Center and just north of the LaBar Practice Fields.

The Guglielmino Athletics Complex auditorium can be accessed through "The Gug's" main entrance, which is located on the west side of the building (facing the Rolfs Recreation Center and main campus).

Both teleconferences will be broadcast live (audio & video) and archived for future use on www.und.com each week. A full transcript from each teleconference will be posted as well on the website as soon as possible.

Irish Captains Teleconferences: The four Irish captains will be available over two teleconferences each week of the season. (Media looking for the teleconference number should contact Brian Hardin.)

WEDNESDAY - 1:00 p.m.

- ▶ Kyle McCarthy, Scott Smith

WEDNESDAY - 1:30 p.m.

- ▶ Jimmy Clausen, Eric Olsen

PLAYER/ASSISTANT COACH POST-PRACTICE INTERVIEWS

Notre Dame player interviews are available on a rotating schedule during the week. Here is this week's altered schedule.
Tuesday (7:00 p.m.): Available by request-Offensive players, Offensive Coaches; **Wednesday** (7:00 p.m.): Available by request-Defensive players, Defensive Coaches; **Thursday** (6:15 p.m.): Available by request-Special Teams players, Brian Polian. Coach Weis will also address the media following Thursday's practice.

There is no availability for players or coaches on Monday and Friday of each game week.

NOTE - All interview requests should be sent to Brian Hardin. A detailed description of the subject matter for the interview must be included. Requests are due at 10:00 a.m. each day of practice. Freshmen are not available with the exception of the bye week.

PRACTICE ACCESS & POST-PRACTICE INTERVIEW LOCATION

The first 40 minutes of Tuesday's practice during the season are open to the media. This is generally from 4:55-5:40 p.m. Post-practice interviews will take place in the Guglielmino Athletics Complex auditorium.

OFFICIAL NOTRE DAME FOOTBALL RADIO SHOW

The weekly show will broadcast live from Legends of Notre Dame, just 100 yards South of Notre Dame Stadium. The show will air on NewsTalk 960 WSBT-AM Mondays from 7:00 - 8:00 p.m. Jack Nolan will host the show along with former Irish All-American Reggie Brooks. Air dates: Aug. 31; Sept. 7, 14, 21, 28; Oct. 5, 19, 26; Nov. 2, 9, 17 (Tuesday), 23. The show is a cooperative venture between Notre Dame Sports Properties, the Notre Dame athletic department and WSBT. The show can also be heard on www.und.com.

INSIDE NOTRE DAME FOOTBALL WITH CHARLIE WEIS (TELEVISION SHOW)

Taped on Sunday nights, Inside Notre Dame Football will feature a recap of the week's contest, Notre Dame player features and more. The show can be seen locally Sunday evenings on WNDU-TV following the late local news. It will also re-air on WNDU-TV the following Saturday morning at 6:30 a.m. as well as 90 minutes prior to kickoff of Notre Dame home games. All shows can also be viewed on www.und.com beginning on Monday of each week.

THE NOTRE DAME FOOTBALL REPLAY

Airs each Sunday morning at 11 am on CW 25 in South Bend. It also airs on Comcast SportsNet Chicago at 3:30 p.m. on Tuesday leading into Inside Notre Dame Football at 5:30 p.m. The Chicago times occasionally float due to live programming.

All Times Eastern

2009 Notre Dame
Football Roster Information

ALPHABETICAL (CONT.)

No.	Name	Pos.	Ht.	Wt.	Cl.	Hometown/Previous School
42	Lezynski, Nick+	CB	5-8	157	Jr.	Newton, PA/Notre Dame High School
71	Mahoney, Dennis+	OL	6-6	290	So.	Baltimore, MD/Boys Latin High School
70	Martin, Zach	OT	6-5	285	Fr.	Indianapolis, IN/Bishop Chatard
43	Maust, Eric	P	6-2	190	Sr.	Atlanta, GA/Blessed Trinity
15	McCarthy, Dan	S	6-2	205	So.	Youngstown, OH/Cardinal Mooney
28	McCarthy, Kyle	S	6-0	210	Sr.	Youngstown, OH/Cardinal Mooney
54	McDonald, Anthony	LB	6-2	230	So.	Burbank, CA/Notre Dame
8	McNeil, Raeshon	CB	6-0	190	Sr.	Cooleemee, NC/Davie
17	Motta, Zeke	S	6-2	215	Fr.	Vero Beach, FL/Vero Beach
93	Mullen, Paddy	NT	6-3	295	Sr.	St. Louis, MO/De Smet Jesuit
17	Mulvey, Matthew+	QB	6-3	197	So.	Del Mar, CA/LaJolla
47	Narvaez, Mike+	FB	5-11	238	Sr.	Ridgewood, NJ/Ridgewood
56	Neal, Kerry	DE	6-2	250	Jr.	Bunn, NC/Bunn
99	Newman, Brandon	NT	6-1	295	So.	Louisville, KY/Pleasure Ridge Park
76	Nuss, Andrew	OG	6-5	300	Jr.	Ashburn, VA/Stone Bridge
91	Nwankwo, Emeka	DE	6-4	274	Jr.	N. Miami Beach, FL/Chaminade-Madonna Prep
55	Olsen, Eric	C	6-4	305	Sr.	Staten Island, NY/Poly Prep Ctry.
50	Oxley, Sean+	LB	6-2	220	So.	Avon Lake, OH/Avon Lake
82	Parris, Robby	WR	6-3	205	Sr.	Olmsted Falls, OH/Saint Ignatius
30	Paskorz, Steve	FB	6-2	245	Jr.	Allison Park, PA/Hampton
35	Plaska, Andrew+	CB	5-11	181	So.	Zeeland, MI/Zeeland West
36	Posluszny, David	LB	6-0	225	So.	Aliquippa, PA/Hopewell
61	Quintana, Martin+	DL	6-1	250	Sr.	Berwyn, IL/St. Joseph
83	Ragone, Mike	TE	6-5	251	Jr.	Cherry Hill, NJ/Camden Catholic
30	Redshaw, James+	CB	5-9	170	Jr.	North Huntingdon, PA/Norwin
53	Richardson, Morrice	DE	6-2	255	Sr.	College Park, GA/Westlake
32	Riddick, Theo	HB	5-10	195	Fr.	Manville, NJ/Immaculata
78	Robinson, Trevor	OG	6-5	305	So.	Elkhorn, NE/Elkhorn
77	Romine, Matt	OT	6-5	295	Jr.	Tulsa, OK/Union
9	Rudolph, Kyle	TE	6-6	260	So.	Cincinnati, OH/Elder
48	Ruffer, David+	K	6-1	180	Jr.	Oakton, VA/Gonzaga
90	Ryan, John	DE	6-5	255	Sr.	Westlake, OH/Saint Ignatius
13	Sharpley, Evan	QB	6-2	215	Sr.	Marshall, MI/Marshall
39	Sheehan, Ryan+	CB	5-10	169	Jr.	Purcellville, VA/Loudown Valley
62	Skubis, Christopher+	DE	6-2	223	Jr.	Clarence, NY/Clarence
26	Slaughter, Jamaris	CB	6-0	185	So.	Stone Mountain, GA/Tucker
58	Smith, Brian	LB	6-3	240	Jr.	Olathe, KS/Saint Thomas Aquinas
22	Smith, Harrison	S	6-2	207	Jr.	Knoxville, TN/Knoxville Catholic
41	Smith, Scott	LB	6-3	245	Sr.	Highland Park, IL/Highland Park
40	Smith, Thomas+	S	6-1	201	Jr.	Manchester, CT/East Catholic
49	Smith, Toryan	LB	6-1	244	Sr.	Rome, GA/Rome
59	Stewart, Chris	OG	6-5	330	Sr.	Spring, TX/Klein
92	Stockton, Tyler	NT	6-1	290	Fr.	Linwood, NJ/Hun School
43	Stull, Joshua+	CB	5-8	189	Sr.	Brownsville, IN/Brownsville
23	Tate, Golden	WR	5-11	195	Jr.	Hendersonville, TN/Pope John Paul II
40	Tausch, Nick	K	6-0	180	Fr.	Plano, TX/Jesuit
5	Te'o, Manti	LB	6-2	244	Fr.	Laie, HI/Punahou
84	Toma, Roby	WR	5-9	175	Fr.	Laie, HI/Punahou
35	Turk, Ben	P	5-11	193	Fr.	Davie, FL/St. Thomas Aquinas
85	Vos, Sam+	WR	5-10	199	Sr.	Burlington, WI/Catholic Central
97	Wade, Kallen	DE	6-5	245	Sr.	Cincinnati, OH/Withrow
14	Walker, Brandon	K	6-3	213	Jr.	Findlay, OH/Findlay
1	Walker, Deion	WR	6-2	193	So.	Christchurch, VA/Christchurch
2	Walls, Darrin	CB	6-0	190	Sr.	Pittsburgh, PA/Woodland Hills
66	Watt, Chris	OG	6-3	295	Fr.	Glen Ellyn, IL/Glenbard West
51	Wenger, Dan	C	6-4	302	Sr.	Coral Springs, FL/Saint Thomas Aquinas
19	West Jr., George	WR	5-8	196	Sr.	Spencer, OK/Northeast
79	Williams, Hafis	DT	6-2	295	So.	Elizabeth, NJ/Elizabeth
95	Williams, Ian	NT	6-2	295	Jr.	Altamonte Springs, FL/Lyman
20	Wood, Cierre	HB	6-0	218	Fr.	Oxnard, CA/Santa Clara
74	Young, Sam	OT	6-8	320	Sr.	Coral Springs, FL/Saint Thomas Aquinas

+ Walk-on Player

NUMERICAL (CONT.)

No.	Name	Pos
47	Narvaez, Mike	FB
48	Fox, Dan	LB
48	Ruffer, David	K
49	Smith, Toryan	LB
50	Kavanagh, Ryan	LS
50	Oxley, Sean	LB
51	Wenger, Dan	C
52	Cave, Braxton	OG
53	Richardson, Morrice	DE
54	McDonald, Anthony	LB
55	Olsen, Eric	C
56	Neal, Kerry	DE
57	Golic Jr., Mike	C
58	Smith, Brian	LB
59	Stewart, Chris	OG
60	Cowart, Jordan	LS
61	Quintana, Martin	DL
62	Flavin, Bill	OC/LS
62	Skubis, Christopher	DE
63	Botsford, Steve	LB
64	Burke, Tom	LB
65	Hernandez, Mike	OG
66	Watt, Chris	OG
68	Bullard, Alex	OG
70	Martin, Zach	OT
71	Mahoney, Dennis	OL
72	Duncan, Paul	OT
73	Clelland, Lane	OT
74	Young, Sam	OT
75	Dever, Taylor	OT
76	Nuss, Andrew	OG
77	Romine, Matt	OT
78	Robinson, Trevor	OG
79	Williams, Hafis	DT
80	Eifert, Tyler	TE
81	Goodman, John	WR
82	Parris, Robby	WR
83	Ragone, Mike	TE
84	Toma, Roby	WR
85	Vos, Sam	WR
86	Burger, Bobby	FB/TE
88	Golic, Jake	TE
89	Lewis-Moore, Kapron	DE
90	Ryan, John	DE
91	Nwankwo, Emeka	DE
92	Stockton, Tyler	NT
93	Mullen, Paddy	NT
95	Williams, Ian	NT
97	Wade, Kallen	DE
98	Cwynar, Sean	DT
99	Newman, Brandon	NT

**2009 Notre Dame
Two-Deep Depth Chart**

Notre Dame Offense

X	23	GOLDEN TATE	5-11	195	Jr.
	1	Deion Walker	6-2	193	So.
	or 11	Shaquelle Evans	6-1	203	Fr.
LT	72	Paul Duncan@	6-7	315	Sr.
	77	Matt Romine	6-5	295	Jr.
LG	59	CHRIS STEWART!	6-5	330	Sr.
	51	DAN WENGER*	6-4	302	Sr.
C	55	ERIC OLSEN^	6-4	305	Sr.
	51	DAN WENGER	6-4	302	Sr.
RG	51	DAN WENGER	6-4	302	Sr.
	76	Andrew Nuss	6-5	300	Jr.
	78	Trevor Robinson	6-5	305	So.
RT	74	SAM YOUNG	6-8	320	Sr.
	75	Taylor Dever	6-5	301	Jr.
TE	9	KYLE RUDOLPH	6-6	260	So.
	83	Mike Ragone	6-5	251	Jr.
Z	18	DUVAL KAMARA	6-5	219	Jr.
	81	John Goodman	6-3	203	So.
QB	7	JIMMY CLAUSEN	6-3	223	Jr.
	13	Evan Sharpley	6-2	215	Sr.
FB	34	James Aldridge	6-0	225	Sr.
	86	Bobby Burger	6-3	248	Sr.
HB	5	ARMANDO ALLEN	5-10	200	Jr.
	33	Robert Hughes	5-11	234	Jr.

Notre Dame Special Teams

PK	40	Nick Tausch	6-0	190	Fr.
	48	David Ruffer	6-1	180	Jr.
P	35	Ben Turk	5-11	193	Fr.
	43	ERIC MAUST	6-2	190	Sr.
LS	60	Jordan Cowart	6-2	215	Fr.
	50	Ryan Kavanagh	6-3	190	So.
SS	52	Braxton Cave	6-3	310	So.
	60	Jordan Cowart	6-2	215	Fr.
HLD	43	ERIC MAUST	6-2	190	Sr.
	13	Evan Sharpley	6-2	215	Sr.

Notre Dame Defense

LDE	89	Kapron Lewis-Moore	6-4	270	So.
	53	Morrice Richardson	6-2	255	Sr.
DT	9	Ethan Johnson	6-4	280	So.
	79	Hafis Williams	6-2	295	So.
NT	95	IAN WILLIAMS	6-2	295	Jr.
	98	Sean Cwynar	6-4	283	So.
RDE	90	John Ryan	6-5	255	Sr.
	56	KERRY NEAL	6-2	250	Jr.
SAM	45	Darius Fleming	6-1	240	So.
	or 22	HARRISON SMITH%	6-2	207	Jr.
MIKE	58	BRIAN SMITH	6-3	240	Jr.
	49	Toryan Smith	6-1	244	Sr.
	54	Anthony McDonald	6-2	230	So.
WILL	5	Manti Te'o	6-2	244	Fr.
	58	BRIAN SMITH	6-3	240	Jr.
	36	David Posluszny	6-0	225	So.
LCB	4	Gary Gray	5-11	190	Jr.
	8	RAESHON McNEIL	6-0	190	Sr.
FS	28	KYLE McCARTHY	6-1	210	Sr.
	15	Dan McCarthy	6-2	205	So.
SS	31	Sergio Brown	6-2	205	Sr.
	26	Jamoris Slaughter	6-0	185	So.
RCB	12	Robert Blanton	6-1	185	So.
	2	Darrin Walls#	6-0	190	Sr.

Notre Dame Special Teams

PR	23	GOLDEN TATE	5-11	195	Jr.
	5	Armando Allen	5-10	200	Jr.
KR	32	Theo Riddick	5-10	195	Fr.
	21	Barry Gallup, Jr.	5-11	190	Sr.
	5	Armando Allen	5-10	200	Jr.
	23	GOLDEN TATE	5-11	195	Jr.
KO	48	David Ruffer	6-1	180	Jr.
	40	Nick Tausch	6-0	190	Fr.

ALL CAPS - returning starter from 2008

@ - indicates player started 12 games in 2007

- indicates player started 11 games in 2007

% - indicates player started at linebacker in 2008

^ - indicates player started at left guard in 2008

* - indicates player started at center in 2008

! - indicates player started at right guard in 2008

**Notre Dame vs. Navy
Series History**

Notre Dame leads 71-10-1

In Notre Dame: Notre Dame leads 26-4-0

Longest Navy Win Streak: 2, three times (1933-34, 1956-57, 1960-61)

Largest Victory: 49, (56-7), 1970 in Philadelphia

Neutral: Notre Dame leads 45-6-1

Longest ND Win Streak: 43 (1964-2006)

Largest Defeat: 26, (7-33), 1956 in Baltimore

Site	Year	Rank	W/L/T	ND	NAVY
B	1927		W	19	6
SF	1928		W	7	0
B	1929		W	14	7
*	1930		W	26	2
B	1931		W	20	0
CL	1932		W	12	0
B	1933		L	0	7
CL	1934		L	6	10
B	1935		W	14	0
B	1936	13-	L	0	3
*	1937		W	9	7
B	1938	4-	W	15	0
CL	1939	2-	W	14	7
B	1940	7-	W	13	7
B	1941	7-6	W	20	13
CL	1942	4-	W	9	0
CL	1943	1-3	W	33	6
B	1944	2-6	L	13	32
CL	1945	2-3	T	6	6
B	1946	2-	W	28	0
CL	1947	1-	W	27	0
B	1948	2-	W	41	7
B	1949	1-	W	40	0
CL	1950		W	19	10
B	1951	13-	W	19	0
CL	1952	13-	W	17	6
*	1953	1-20	W	38	7
B	1954	6-15	W	6	0
*	1955	9-4	W	21	7
B	1956		L	7	33
*	1957	5-16	L	6	20
B	1958	-15	W	40	20
*	1959		W	25	22
PK	1960	-4	L	7	14
*	1961		L	10	13
PK	1962		W	20	12
*	1963	-4	L	14	35
PK	1964	2-	W	40	0
*	1965	4-	W	29	3
PK	1966	1-	W	31	7
*	1967	10-	W	43	14
PK	1968	12-	W	45	14
*	1969	10-	W	47	0
PK	1970	3-	W	56	7

Site	Year	Rank	W/L/T	ND	NAVY
*	1971	12-	W	21	0
PV	1972	12-	W	42	23
*	1973	5-	W	44	7
PV	1974	7-	W	14	6
*	1975	15-	W	31	10
CL	1976	11-	W	27	21
*	1977	5-	W	43	10
CL	1978	15-11	W	27	7
*	1979	13-	W	14	0
GS	1980	3-	W	33	0
*	1981		W	35	0
GS	1982		W	27	10
*	1983	19-	W	28	12
GS	1984		W	18	17
*	1985		W	41	17
B	1986		W	33	14
*	1987	9-	W	56	13
B	1988	2-	W	22	7
*	1989	1-	W	41	0
GS	1990	2-	W	52	31
*	1991	5-	W	38	0
GS	1992	10-	W	38	7
PV	1993	2-	W	58	27
*	1994		W	58	21
*	1995	8-	W	35	17
CP	1996	19-	W	54	27
*	1997		W	21	17
JC	1998	12-	W	30	0
*	1999		W	28	24
CIT	2000	20-	W	45	14
*	2001		W	34	16
RS	2002	9-	W	30	23
*	2003		W	27	24
GS	2004		W	27	9
*	2005	7-	W	42	21
RS	2006	11-	W	38	14
*	2007		L	44	46 (3ot)
RS	2008		W	27	21

B – Baltimore
SF – Soldier Field
CL – Cleveland
CP – Croke Park
CIT – Citrus Bowl
PK – JFK Stadium
PV – Veterans Stadium
GS – Giants Stadium
JC – Jack Kent Cooke Stadium
RS – Ravens Stadium

**Notre Dame vs. Navy
(2009 Statistics)**

ND	Category	NAVY	ND	Category	NAVY
31.2	Points Per Game	29.4	8.6	Punt Return Average	7.8
199	First Downs	174	12.0	INT Return Average	12.4
1183	Rushing Yards	2518	11-3	Fumbles-Lost	12-6
4.0	Average Per Rush	4.6	55-487	Penalties-Yards	32-281
147.9	Average Per Game	279.8	60.9	Average Per Game	43.2
10	TDs Rushing	30	32-1187	Punts-Yards	32-1383
2478	Passing Yards	645	37.1	Average Per Punt	43.2
184-279-3	Comp-Att-Int	35-71-3	33.6	Net punt average	38.3
8.9	Average Per Pass	9.1	33:19	Time of Possession/Game	34:18
13.5	Average Per Catch	18.4	41/105	3rd-Down Conversions	64/131
309.8	Average Per Game	71.7	6/11	4th-Down Conversions	11/18
20	TDs Passing	3	17-128	Sacks By-Yards	11-77
3661	Total Offense	3163	14-15	Field Goals-Attempts	9-12
6.4	Average Per Play	5.1	29-33	Red-Zone Scores	32-37
457.6	Average Per Game	351.4	18-33	Red-Zone Touchdowns	27-37
22.6	Kick Return Average	17.0	24-27	PAT-Attempts	32-32

NAVY HEAD COACH KEN NIUMATALOLO

Navy head football coach Ken Niumatalolo had one of the most successful first seasons as a head coach in school history. He is the first coach to lead Navy to a bowl game in his inaugural season and, thanks to a 33-27 victory over Air Force and a 34-0 win over Army, he became just the second Service Academy coach to win the Commander-In-Chief's Trophy in his first year.

Niumatalolo led the Midshipmen to an 8-5 record, the most wins for a first-year coach at Navy since 1934. Included in those eight wins was a 24-17 victory over 16th-ranked Wake Forest, which was Navy's first win over a team ranked in the Associated Press Top 25 since 1985. Navy also beat teams currently in the BCS in back-to-back weeks (Rutgers and Wake Forest) for the first time since 1981 and defeated a program-record four bowl teams.

Niumatalolo, 44, was promoted to head football coach at the Naval Academy on Dec. 8, 2007, by Naval Academy Director of Athletics Chet Gladchuk.

He is the second Polynesian head coach in FBS history and the first Samoan collegiate head coach on any level.

Prior to being named head coach, Niumatalolo had two coaching stints at the Naval Academy for a combined 10 seasons, including the last six where he served as assistant head coach and offensive line coach.

Niumatalolo and the majority of his coaching staff have been part of a staff that has brought the Midshipmen back into the national spotlight with a 51-25 (.671) record over the last six seasons. Navy has made a school-record six-consecutive bowl game appearances, won six-consecutive Commander-In-Chief's Trophies, earned 13-consecutive wins over the other two Service Academies and claimed an NCAA-record four-consecutive NCAA rushing titles.

In 2007, with Niumatalolo as the Assistant Head Coach, he saw the Mids post an 8-5 record, won the Commander-In-Chief's Trophy, appeared in a fifth-straight bowl game (Poinsettia Bowl, which was Niumatalolo's first game as a head coach), set a school record for rushing (348.8 yards per game) and defeated Notre Dame for the first time since '63.

In 2006, Navy averaged a then school-record 327.0 yards per contest, won the Commander-In-Chief's Trophy and participated in the Meineke Car Care Bowl. One of Niumatalolo's pupils, Antron Harper, was named to the ESPN.com All-Bowl Team for the second-straight year.

In 2005, Niumatalolo helped develop an offensive line that, despite having just one returning starter, paved the way for the nation's best rushing offense (318.7 yards per contest), went to a bowl game for a third-straight year, won a second-straight bowl game and won the Commander-In-Chief's Trophy.

In 2004, Niumatalolo's efforts helped an offensive line that was hampered by injuries all year to perform well enough for the Midshipmen to finish third in the country in rushing (289.5), win a school-record tying 10 games (the most wins since 1905), go to back-to-back bowl games for the second time in school history, win the Emerald Bowl and win the Commander-In-Chief's Trophy.

Despite a lack of experience up front, the Mids led the nation in rushing (323.2 yards per contest) in 2003 and set seven school records as Navy went 8-5, won the Commander-In-Chief's Trophy and earned a berth in the Houston Bowl.

In 2002, the Navy offensive line helped the Mids to the third-best rushing average in the country (270.75).

Niumatalolo was also an assistant at Navy from 1995-98, serving as the offensive coordinator in 1997 and 1998.

As the offensive coordinator, Niumatalolo tutored Chris McCoy, who set the then-NCAA record for most rushing touchdowns by a quarterback in a season with 20 in 1997 and became just the 10th player in NCAA history to rush for more than 1,000 yards and pass for more than 1,000 yards in the same season. In addition, Navy finished among the nation's top five in rushing his last-two years and broke 38 school offensive records during his tenure.

Niumatalolo coached at UNLV for three seasons (1999-01) and called the plays his final year (2001) in Vegas. He also worked with the kickoff return unit and under his guidance, UNLV ranked sixth in the nation in kickoff returns in 2001 and finished second in 1999.

A 1989 graduate of Hawai'i, Niumatalolo lettered three years as a quarterback and was a part of Hawai'i's first bowl team in 1989. He was hired as a full-time assistant by his alma mater in 1992 and spent three seasons coaching on the offensive side of the ball.

A native of Laie', Hawai'i, Niumatalolo and his wife, Barbara, have three children, Alexcia (19), who attends Maryland and is a junior on the women's lacrosse team, Va'a (16), who starts at linebacker at Broadneck High School and Ali'i (11).

Career Stats vs. Navy

JAMES ALDRIDGE

	att	yds	td	long	avg/c	avg/g
2006	12	29	0	7	2.4	29.0
2007	32	125	0	14	3.9	125.0
2008	16	80	0	19	5.0	80.0
Total	60	234	0	19	3.9	78.0

ARMANDO ALLEN

	att	yds	td	long	avg/c	avg/g
2007	16	91	0	15	5.7	91.0
2008	8	60	1	15	7.5	60.0
Total	24	151	1	15	6.3	75.5

	rec	yds	td	long	rec/g	avg/c	avg/g
2007	3	20	0	16	3.0	6.7	20.0
2008	7	60	0	14	7.0	8.6	60.0
Total	10	80	0	16	5.0	8.0	40.0

All Purpose	rush	rcv	pr	kr	ir	total	avg/g
2007	91	20	0	115	0	226	226.0
2008	60	60	0	0	0	120	120.0
Total	151	80	0	115	0	346	173.0

ROBERT BLANTON

	ua	a	tt	tfl	pd	ff	fr	blk
2008	2	1	1	1.0-6	1	0	0	0

SERGIO BROWN

	ua	a	tt	tfl	pd	ff	fr	blk
2006	0	0	0	0.0-0	0	0	0	0
2007	0	0	0	0.0-0	0	0	0	0
2008	2	0	2	0.0-0	0	0	0	0
Total	2	0	2	0.0-0	0	0	0	0

JIMMY CLAUSEN

	att	yds	td	long	avg/c	avg/g
2008	3	4	0	7	1.3	4.0

	c-a-i	yds	td	long	pct	avg/p	avg/g	effic
2008	15-18-2	110	0	14	83.3	6.1	110.0	112.4

DARIUS FLEMING

	ua	a	tt	tfl	pd	ff	fr	blk
2008	2	1	1	0.0-0	0	0	0	0

ROBERT HUGHES

	att	yds	td	long	avg/c	avg/g
2007	1	3	1	3	3.0	3.0
2008	13	64	1	15	4.9	64.0
Total	14	67	2	15	4.8	33.5

	rec	yds	td	long	rec/g	avg/c	avg/g
2007	0	0	0	0	0.0	0.0	0.0
2008	1	4	0	4	1.0	4.0	4.0
Total	1	4	0	4	0.5	4.0	2.0

DUVAL KAMARA

	rec	yds	td	long	rec/g	avg/c	avg/g
2007	5	44	2	21	4.0	8.8	44.0
2008	1	13	0	13	1.0	13.0	13.0
Total	6	57	2	21	3.0	9.5	28.5

KYLE MCCARTHY

	ua	a	tt	tfl	pd	ff	fr	blk
2006	1	1	2	0.0-0	0	0	0	0
2007	3	4	7	0.0-0	0	0	0	0
2008	3	2	5	0.0-0	0	0	0	0
Total	7	7	14	0.0-0	0	0	0	0

KERRY NEAL

	ua	a	tt	tfl	pd	ff	fr	blk
2007	0	0	0	0.0-0	0	0	0	0
2008	0	1	1	0.0-0	0	0	0	0
Total	0	1	1	0.0-0	0	0	0	0

ROBBY PARRIS

	rec	yds	td	long	rec/g	avg/c	avg/g
2006	0	0	0	0	0.0	0.0	0.0
2007	2	25	0	21	2.0	12.5	25.0
2008	1	9	0	9	1.0	9.0	9.0
Total	3	34	0	21	1.0	11.3	11.3

KYLE RUDOLPH

	rec	yds	td	long	rec/g	avg/c	avg/g
2008	1	8	0	8	1.0	8.0	8.0

BRIAN SMITH

	ua	a	tt	tfl	pd	ff	fr	blk
2007	1	4	5	0.5-3	0	0	0	0
2008	2	0	2	0.0-0	0	0	0	0
Total	3	4	7	0.5-3	0	0	0	0

HARRISON SMITH

	ua	a	tt	tfl	pd	ff	fr	blk
2008	0	2	2	0.5-1	1	0	0	0

Sacks

	ua	a	tot	yds
2008	0	1	1	1

SCOTT SMITH

	ua	a	tt	tfl	pd	ff	fr	blk
2007	1	5	6	0.0-0	0	0	0	0
2008	0	0	0	0.0-0	0	0	0	0
Total	1	5	6	0.0-0	0	0	0	0

TORYAN SMITH

	ua	a	tt	tfl	pd	ff	fr	blk
2006	0	0	0	0.0-0	0	0	0	0
2008	7	3	10	0.0-0	0	0	0	0
Total	7	3	10	0.0-0	0	0	0	0

GOLDEN TATE

All Purpose	rush	rcv	pr	kr	ir	total	avg/g
2007	0	0	0	16	0	16	16.0
2008	-3	0	50	38	0	85	85.0
Total	-3	0	50	54	0	101	50.5

IAN WILLIAMS

	ua	a	tt	tfl	pd	ff	fr	blk
2007	2	9	11	0.0-0	0	0	0	0
2008	4	3	7	0.0-0	0	0	0	0
Total	6	12	18	0.0-0	0	0	0	0

A QUICK LOOK AT THE MIDDIES LAST WEEK

ANNAPOLIS, Md. (AP) -- Bernard Pierce rushed for 267 yards, including a 41-yard touchdown with 2:41 left, and James Nixon returned a kickoff 100 yards for a touchdown as Temple became bowl eligible Saturday with a 27-24 victory over Navy.

The Owls (6-2) won their sixth straight game, their longest streak since 1974. The last time Temple went to a bowl game was the 1979 Garden State Bowl.

The Owls led 14-10 at halftime after Pierce's 68-yard run and Nixon's school-record 100-yard return.

Pierce, a freshman, carried the ball 29 times and became the first Temple player since Paul Palmer in 1986 to rush for more than 200 yards in consecutive games.

Navy (6-3) had a five-game winning streak snapped and, because it plays a 13-game schedule, still must win again to become bowl eligible. The Mids last won six in a row in 1979.

Last week, Pierce gained 212 yards in a 40-24 win over Toledo. Pierce has gained 1,033 yards this season and is the first Temple back to gain 1,000 yards rushing since 2002. He has rushed for 100 yards in five of his last six games.

Nixon's kickoff return came at a crucial time for the Owls as Navy had taken a 10-7 lead on a 3-yard punt return by David Wright when Owls punter Jeff Wathne bobbled a snap and punted quickly from his own end zone. The kick reached the 10 and Wright picked the ball up at the 3 after it bounced off a teammate.

Temple was the first team this season to hold Navy without a offensive touchdown in the first half.

The 274 yards rushing by the Owls were the most against Navy since Notre Dame rushed for 280 yards in 2003.

All three of Navy's touchdowns came following a Temple mis-cue, the shanked punt, a fumble and an interception.

Navy rushed for 227 yards with Vince Murray getting 115 yards on 33 carries, the third straight game he's topped 100 yards.

Kriss Proctor had 52 yards rushing and 31 yards passing, but was intercepted in the end zone on a badly underthrown pass.

Notre Dame vs. Service Academies

School	Won	Lost	Tied	Pct.
Air Force	22	6	0	.786
Army	37	8	4	.796
Navy	71	10	1	.872
TOTALS	130	24	5	.833

Head-to-Head Statistical Comparison

NOTRE DAME				NAVY		
#	NCAA	Category		Category	NCAA	#
31.25	28th	Scoring Offense	vs.	Scoring Defense	38th	21.44
457.63	5th	Total Offense	vs.	Total Defense	27th	315.56
147.88	58th	Rushing Offense	vs.	Rushing Defense	59th	137.44
309.75	8th	Passing Offense	vs.	Passing Defense	23rd	178.11
162.01	5th	Passing Efficiency Off.	vs.	Passing Efficiency Def.	36th	116.84
22.88	51st	Scoring Defense	vs.	Scoring Offense	42nd	29.44
384.00	83rd	Total Defense	vs.	Total Offense	79th	351.44
123.88	50th	Rushing Defense	vs.	Rushing Offense	3rd	279.78
260.13	109th	Passing Defense	vs.	Passing Offense	118th	71.67
131.95	81st	Passing Efficiency Def.	vs.	Passing Efficiency Off.	50th	131.10
33.56	95th	Net Punting	vs.	Net Punting	15th	38.28
8.60	64th	Punt Returns	vs.	Punt Returns	74th	7.83
22.58	51st	Kickoff Returns	vs.	Kickoff Returns	119th	17.00
1.38	4th	Turnover Margin	vs.	Turnover Margin	40th	0.44
2.13	50th	Sacks	vs.	Sacks Allowed	65th	1.89
2.13	70th	Sacks Allowed	vs.	Sacks	104th	1.22

2009 NAVY RESULTS (6-3 OVERALL)

Sept. 5	at Ohio State	Columbus, Ohio	L, 31-27
Sept. 12	Louisiana Tech	Annapolis, Md.	W, 32-14
Sept. 19	at Pittsburgh	Pittsburgh, Pa.	L, 27-14
Sept. 26	Western Kentucky	Annapolis, Md.	W, 38-22
Oct. 3	Air Force	Annapolis, Md.	W, 16-13 (ot)
Oct. 10	at Rice	Houston, Texas	W, 63-14
Oct. 17	at SMU	Dallas, Texas	W, 38-35 (ot)
Oct. 24	Wake Forest	Annapolis, Md.	W, 13-10
Oct. 31	Temple	Annapolis, Md.	L, 24-27
Nov. 7	at Notre Dame	Notre Dame, Ind.	2:30 p.m.
Nov. 14	Delaware	Annapolis, Md.	3:30 p.m.
Nov. 28	at Hawai'i	Honolulu, Hawai'i	10:30 p.m.
Dec. 12	vs. Army	Philadelphia, Pa.	2:30 p.m.

NOTRE DAME - NAVY SERIES NOTES

- ▶ Notre Dame and Navy will play one for the 83rd straight year on Saturday, making it the longest continuous intersectional rivalry in the country. The Irish hold a 71-10-1 (.872) edge in the series. Notre Dame has won 44 of the last 45 meetings in the series, but the Midshipmen snapped a 43-game Irish winning streak in the series (NCAA record for longest streak against one opponent) in the last meeting at Notre Dame Stadium. Notre Dame and Navy have met every year since 1927, playing 52 times at neutral sites and 30 times at Notre Dame Stadium.
- ▶ Notre Dame has had tremendous success against the U.S. service academies over the years, posting a 130-24-5 (.833) combined record against Army, Navy and Air Force. The Irish are 37-3 (.925) against the service academies since 1986, with the only losses being a 20-17 overtime setback against Air Force in 1996 at Notre Dame Stadium and 2007 meetings with both Navy (44-46, 3ot) and Air Force (24-41).
- ▶ Notre Dame, Navy and Army are the only independents playing FBS football this season.
- ▶ Navy and Notre Dame is the longest series in Irish football history (82 meetings). Notre Dame has faced Purdue and USC 81 times apiece.

NOTRE DAME - NAVY SERIES HISTORY

- ▶ Notre Dame had won 43 consecutive games in the series before the 2007 meeting. Navy's previous victory came on Nov. 2, 1963, when Heisman Trophy winner Roger Staubach helped Navy claim a 35-14 victory at Notre Dame Stadium. Notre Dame's 43 straight wins (1964-2006) rank as the longest winning streak by one team over another in NCAA history.
- ▶ In addition to the 30 series games at Notre Dame, the schools have met in seven other American cities (Baltimore, Chicago, Cleveland, East Rutherford (N.J.), Orlando, Philadelphia and Rajlon, Md.) as well as Dublin, Ireland. Notre Dame is 46-6-1 (.877) against Navy at neutral sites, including an active 23-game winning streak that began with a 20-12 Irish win at Philadelphia's Municipal (John F. Kennedy) Stadium in 1962.
- ▶ The Irish have scored 30 or more points in 19 of the past 24 meetings with Navy. Dating back to the 1985 contest, Notre Dame has averaged 38.3 points per game in the series, including five 50-point eruptions and back-to-back 58-point outbursts in 1993 and 1994. And, the Irish have scored more points against the Midshipmen (2,249) than any of the other 136 opponents in school history. Notre Dame topped the 2,000-point mark against Navy in 2001 on an eight-yard touchdown run by Terrance Howard in the third quarter of a 34-16 Irish victory.
- ▶ The Irish have outscored the Middies, 2,249-897, over the 82 all-time meetings, or an average of 27.4-10.9.

NOTRE DAME VS. SERVICE ACADEMIES

- ▶ Notre Dame has won almost 84 percent of its games (130-24-5) vs. teams from the three service academies (Army, Navy and Air Force).

- ▶ The Irish have won 16 of their last 18 games against the service academies, and they are 37-3 (.925) against these schools since 1986 (including an 18-3 mark at home). The only defeats in that time were a 20-17 overtime setback against Air Force in 1996 at Notre Dame Stadium and the 2007 meetings with both Navy (44-46, 3ot) and Air Force (24-41).
- ▶ More than half (82) of Notre Dame's 159 games against service academies, and more than half of its victories (71) have come against Navy, part of the longest continuous intersectional rivalry in the country.
- ▶ Notre Dame and Army met every season from 1913-47 with the exception of 1918. During an 11-season span from 1937-47, one or both teams were ranked, including six meetings when either side was first or second in the nation and back-to-back "No. 1 vs. No. 2" matchups in 1945 and 1946. However, the Irish and Black Knights have played just 15 times since 1947, with Notre Dame winning 14 of those encounters.

NOTRE DAME - NAVY CONNECTIONS

- ▶ The 2009 Notre Dame roster includes a pair of Maryland natives: junior OL Lane Clelland (Owings Mills/McDonogh H.S.) and Dennis Mahoney (Baltimore/Boys Latin H.S.). The 2009 Navy roster includes one Indiana native: junior S Jason Wright (Granger/Penn H.S.).
- ▶ Notre Dame assistant director of club sports Dave Brown was a professor, head squash coach and assistant tennis coach at the Naval Academy from 1978-98.
- ▶ 11th-year Navy director of strength and conditioning and operations Kirk Woolfolk was Notre Dame's strength and conditioning coordinator for three years (1995-98).
- ▶ Two current Notre Dame Olympic sports head coaches have past experience as head coaches at Navy. Men's tennis head coach Bob Bayliss, now in his 23rd year at Notre Dame, spent the first 15 years of his head coaching career at Navy (1970-84). Twelfth-year Notre Dame women's rowing coach Martin Stone held the same position at Navy for six years prior to joining the Irish staff in Oct. of 1997.
- ▶ Notre Dame Deputy Director of Athletics Missy Conboy's husband, Bill Mountford, played for Bayliss at Navy.
- ▶ A number of players from Navy and Notre Dame either attended the same high school or hail from the same hometown.

ND	High School/Hometown	Navy
Dennis Mahoney, OL	Baltimore, Md.	Jerry Hauburger, LB
Dayne Crist, QB	Canoga Park, Calif.	Matt Nechak, DE
Gary Gray, DB	Columbia, S.C.	Gee Gee Greene, SB Billy Yarborough, DE
Dan Franco, WR	Granger, Ind.	Jason Wright, S
Derry Herlihy, WR	Houston, Texas	Jarred Mack, FB Osei Asante, OL Darius Terry, CB/S
Brandon Newman, DL	Louisville, Ky.	Donnie Bowers, OT Jack Hilt, LB
Nick Lezynski, QB	Newtown, Pa.	Michael Walsh, DE Jeff Battipaglia, OT
Brian Castello, QB	Pittsburgh, Pa.	Mike Mathews, WR
E.J. Banks, DB		
Darrin Walls, DB		
Eric Olsen, OC	Staten Island, N.Y.	John Dowd, OT
Alex Bullard, OL	Brentwood Academy	Mason Graham, LB Jabaree Tuani, DE
Nick Lezynski, QB	Notre Dame H.S. (Pa.)	Michael Walsh, DE
Braxton Cave, OL	Penn H.S.	Jason Wright, S
Gary Gray, DB	Richland Northeast H.S.	Gee Gee Greene, SB

Individual Statistical Leaders

INDIVIDUAL

Rushing Yards

Julius Jones, 33-221, 2 TD; 11.8.2003

Passing Yards

Rick Mirer, 17-23-303, 3 TD; 11.2.1991

Receptions

Maurice Stovall, 8-130, 3 TD; 11.12.2005

Jim Seymour, 8-78; 11.2.1968

Receiving Yards

Tim Brown, 6-184, 1 TD; 11.1.1986

Points Kicking

Dave Reeve, 12 (3 XP, 3 FG); 10.29.1977

Kickoff Return Yards

Vontez Duff, 2-118, 1 TD; 11.9.2002

Punt Return Yards

Joey Getherall, 4-79; 11.14.1998

Touchdowns

Maurice Stovall, 3 TD (3 receiving); 11.12.2005

Travis Thomas, 3 TD (3 rushing); 11.3.2007

Interceptions

Dave Duerson, 3-56; 10.30.1982

TEAM

Points Scored

58 (W 58-27); 1994 in Notre Dame

Points Scored (quarter)

28 (W 58-21); 1994 (second) in Notre Dame

28 (W 56-7); 1970 (second) in Philadelphia

28 (W 43-14); 1967 (second) in Notre Dame

Points Scored (half)

42 (W 52-31); 1990 (second) in East Rutherford

Points Allowed

46 (L 44-46, 3ot); 2007 in Notre Dame

Points Allowed (quarter)

14 (W 27-21); 2008 (fourth) in Baltimore

14 (L 44-46, 3ot); 2007 (second) in Notre Dame

14 (W 45-14); 2000 (fourth) in Orlando

14 (W 54-27); 1996 (third) in Dublin, Ireland

14 (W 58-27); 1993 (second) in Philadelphia

Points Allowed (half)

24 (W 58-27); 1993 (first) in Philadelphia

Scoring
Summary

Score by Quarters	1	2	3	4	Score	
Notre Dame	7	3	14	3	-	27 Record: (6-4)
Navy	0	7	0	14	-	21 Record: (6-4)

First Quarter

6:03 ND Smith, T. 14 yd blocked punt return (Walker, B. kick)

Second Quarter

2:39 NAVY Finnerty 22 yd run (Harmon kick), 5-58 2:00
0:00 ND Walker, B. 28 yd field goal, 8-44 1:09

Third Quarter

9:31 ND Allen 11 yd run (Walker, B. kick), 6-54 2:51
3:29 ND Hughes 7 yd run (Walker, B. kick), 8-61 4:03

Fourth Quarter

11:17 ND Walker, B. 36 yd field goal, 10-46 5:02
1:39 NAVY White 24 yd run (Harmon kick), 4-57 0:51
1:21 NAVY Dobbs 1 yd run (Harmon kick), 3-41 0:15

	ND	NAVY
FIRST DOWNS	24	11
RUSHES-YARDS (NET)	51-230	45-178
PASSING YDS (NET)	110	64
Passes Att-Comp-Int	19-15-2	14-3-0
TOTAL OFFENSE PLAYS-YARDS	70-340	59-242
Fumble Returns-Yards	0-0	0-0
Punt Returns-Yards	7-92	1--1
Kickoff Returns-Yards	3-38	5-80
Interception Returns-Yards	0-0	2-0
Punts (Number-Avg)	3-44.0	9-40.7
Fumbles-Lost	4-3	1-1
Penalties-Yards	6-72	5-44
Possession Time	35:33	24:27
Third-Down Conversions	3 of 10	1 of 13
Fourth-Down Conversions	0 of 1	0 of 2
Red-Zone Scores-Chances	4-5	1-1
Sacks By: Number-Yards	1-3	1-5

RUSHING: Notre Dame-Aldridge 16-80; Hughes 13-64; Allen 8-60; Gray, J. 7-16; Grimes 1-10; Clausen 3-4; Sharpley 1-0; Team 1-minus 1; Tate 1-minus 3. Navy-Kettani 11-42; Bryant 10-41; White 5-39; Dobbs 13-27; Finnerty 1-22; Campbell 3-9; Shinego 2-minus 2.

PASSING: Notre Dame-Clausen 15-18-2-110; Sharpley 0-1-0-0. Navy-Dobbs 2-8-0-54; Bryant 1-5-0-10; Team 0-1-0-0.

RECEIVING: Notre Dame-Allen 7-60; Grimes 3-22; Kamara 1-13; Parris 1-9; Rudolph 1-8; Hughes 1-4; Aldridge 1-minus 6. Navy-Barnes 2-54; Washington 1-10.

INTERCEPTIONS: Notre Dame-None. Navy-Buffin, Ketric 2-0.

FUMBLES: Notre Dame-Clausen 1-1; Sharpley 1-0; Gray, J. 1-1; Team 1-1. Navy-Kettani 1-1.

SACKS (UA-A): Notre Dame-Kuntz 0-1; Smith, H. 0-1. Navy-Johnson 1-0.

TACKLES (UA-A): Notre Dame-Smith, T. 7-3; Crum 6-1; Williams, I. 4-3; Bruton 4-2; McCarthy, K. 3-2; Brown, J. 1-4; Kuntz 0-4; Smith, B. 2-0; Brown, S. 2-0; Fleming 1-1; Anello 1-1; McNeil 1-1; Blanton 1-1; Smith, H. 0-2; McDonald 1-0; Quinn 1-0; Tate 1-0; Neal 0-1. Navy-Deliz 9-8; Pospisil 7-3; Sovie 4-5; Tuani 5-2; Johnson 6-0; Middleton 5-1; King 2-3; Frazier 4-0; Buffin 2-2; Vela 2-2; Haberer 1-3; Merchant 1-2; Hauburger 2-0; Nechak 1-1; Reider 1-0; Delahooke 1-0; Griffith 0-1; Burge 0-1.

Stadium: M&T Bank Stadium **Attendance:** 70932
Kickoff time: 12:09 **End of Game:** 3:34 **Total elapsed time:** 3:25
Officials: Referee: Jeff Maconaghy; Umpire: Greg Brenner; Linesman: Tommy Walsh; Line judge: John Salmon; Back judge: Keith Parham; Field judge: Rick Santilli; Side judge: James Brennan.
Temperature: 69 **Wind:** S 12-19 **Weather:** Cloudy

The Last Meeting
Notre Dame 27, Navy 21
Nov. 15, 2008

BALTIMORE (AP) -- A year after the Fighting Irish had their record 43-game winning streak against Navy snapped, Notre Dame had to withstand a frenetic rally by the Midshipmen in the final minute and a half to win 27-21.

It seemed appropriate, though, that a tense week for college football's most storied program would culminate with a tense ending against Navy (6-4).

"We made the game a little too exciting at the end," Notre Dame quarterback Jimmy Clausen said. "But we're happy to come out with the victory."

The Midshipmen trailed 27-7 when Shun White broke loose for a 24-yard touchdown run that seemed as if it would provide little more than window dressing with 1:39 left.

Then Corey Johnson recovered an onside kick at the Notre Dame 41 and the Irish sent their first-team defense back in.

It didn't help. Ricky Dobbs completed a 40-yard pass down the sideline to Tyree Barnes, then ran in from a yard out, and it was 27-21 with 1:21 left with another onside kick coming.

The second worked even better than the first, as Johnson leaped high to come up with a high bounce.

Navy again took over at the 41. But this time, Dobbs couldn't get the ball downfield. Pat Kuntz's sack keyed the defensive stand, and when Dobbs' final pass sailed high, Notre Dame (6-4) could finally rest.

There would be no repeat of last year's stunner in South Bend, Ind., nor of Navy's 20-point, fourth-quarter comeback that helped beat Temple two weeks ago.

With Weis calling plays for the first time this season, the Irish played it safe offensively against Navy, clamped down on the Middies' option attack and got a big play from their special teams.

In a game that started in windy, overcast conditions at M&T Bank Stadium - the home of the Baltimore Ravens - Notre Dame took control in the third quarter before the rains came and drove much of the crowd of 70,932 to the exits.

Allen ran 11 yards for a touchdown with 9:31 left in the third and Robert Hughes had a 7-yard TD run six minutes later to make it 24-7.

Notre Dame is bowl eligible heading into another very winnable game against Syracuse, before it finishes the season against Southern California.

Written on a grease board in the Navy locker room before the game was BELIEVE!! and ACHIEVE!!

And why not. For the first time in more than four decades, the Midshipmen could draw from a winning experience against Notre Dame. Navy celebrated wildly last year after beating the Irish 46-44 in triple overtime.

A two-game winning streak for Navy in the series, its first since 1960-61, was just too much to ask for.

Navy ran for 257 yards last year, but the Irish weren't fooled this time around. Led by linebacker Toryan Smith, Notre Dame held the country's second-ranked rushing offense to 178 yards.

Instead it was Notre Dame that piled up the yards on the ground. The Irish ran 51 times for 230 yards. James Aldridge had 80 yards on 16 carries. Allen ran for 60 yards and caught seven passes for 60 more.

Clausen rarely went downfield, completing 15 of 18 passes for 110 yards with two interceptions and a fumble.

Weis scanned an oversized white card as he limped up and down the sideline on his injured left knee. He decided to try to push around Navy's undersized defense, instead of letting Clausen test the 104th-ranked pass defense.

Mike Anello helped make up for two early turnovers by Clausen, blocking a punt that Smith caught on a high bounce at the Navy 14. Smith did a swan dive into the end zone that earned him a 15-yard penalty and an earful from special teams coach Brian Polian, but made the score 7-0 in the first quarter.

Cory Finnerty's 22-yard touchdown run for Navy tied it at 7-all with 2:39 left in the half. But Notre Dame took advantage of Eric Kettani's fumble near midfield with 1:09 left to take a 10-7 lead on Brandon Walker's 28-yard field goal as time expired.

Scoring Summary

Score by Quarters	1	2	3	4	OT	[5 6 7]	-	Score
Navy	0	14	6	8	18	[7 3 8]	-	46 Record: (5-4)
Notre Dame	7	14	0	7	16	[7 3 6]	-	44 Record: (1-8)

First Quarter

11:40 ND Hughes 3 yd run (Walker, B. kick), 9-69 3:20

Second Quarter

14:56 NAVY Singleton 1 yd run (Bullen kick), 19-85 8:04
 8:59 ND Thomas 1 yd run (Walker, B. kick), 12-46 5:57
 4:06 NAVY White 8 yd run (Bullen kick), 11-63 4:53
 0:12 ND Kamara 21 yd pass from Sharpley (Walker, B. kick), 10-55 3:54

Third Quarter

6:37 NAVY Kettani 1 yd run (Bullen kick failed), 15-66 8:23

Fourth Quarter

10:24 NAVY Kuhar-Pitters 16 yd fumble recovery (Kaheaku-Enhada rush)
 3:25 ND Thomas 3 yd run (Walker, B. kick), 14-76 6:59

Overtime

15:00 NAVY Kettani 1 yd run (Bullen kick), 4-25 0:00
 15:00 ND Kamara 8 yd pass from Sharpley (Walker, B. kick), 4-25 0:00
 15:00 ND Walker, B. 26 yd field goal, 8-16 0:00
 15:00 NAVY Bullen 32 yd field goal, 6-10 0:00
 15:00 NAVY Campbell 25 yd pass from Kaheaku-Enhada (Campbell pass from Kaheaku-Enhada), 1-25 0:00
 15:00 ND Thomas 5 yd run (Thomas rush failed), 6-25 0:00

	NAVY	ND
FIRST DOWNS	23	27
RUSHES-YARDS (NET)	66-257	63-235
PASSING YDS (NET)	81	140
Passes Att-Comp-Int	9-6-0	27-17-0
TOTAL OFFENSE PLAYS-YARDS	75-338	90-375
Fumble Returns-Yards	1-16	0-0
Punt Returns-Yards	0-0	2-37
Kickoff Returns-Yards	5-101	5-131
Interception Returns-Yards	0-0	0-0
Punts (Number-Avg)	2-36.0	0-0.0
Fumbles-Lost	2-1	2-1
Penalties-Yards	5-47	4-36
Possession Time	29:19	30:41
Third-Down Conversions	9 of 16	9 of 19
Fourth-Down Conversions	2 of 2	6 of 8
Red-Zone Scores-Chances	5-5	7-8
Sacks By: Number-Yards	4-35	1-1

RUSHING: Navy-Kettani 20-70; Campbell 9-62; White 10-56; Kaheaku-Enhada 12-47; Ballard 11-24; Singleton 4-minus 2. Notre Dame-Aldridge 32-125; Allen 16-91; Thomas 3-9; Schwapp 1-4; Sharpley 10-3; Hughes 1-3.

PASSING: Navy-Kaheaku-Enhada 6-8-0-81; Campbell 0-1-0-0. Notre Dame-Sharpley 17-27-0-140.

RECEIVING: Navy-Washington 2-19; Campbell 1-25; Kettani 1-18; Ballard 1-16; Barnes 1-3. Notre Dame-Kamara 5-44; Carlson 4-40; Allen 3-20; Parris 2-25; Grimes 2-4; Ragone 1-7.

INTERCEPTIONS: Navy-None. Notre Dame-None.

FUMBLES: Navy-White 2-1. Notre Dame-Tate 1-0; Sharpley 1-1.

SACKS (UA-A): Navy-Walsh 2-0; Wimsatt 1-0; Kuhar-Pitters 1-0. Notre Dame-Stephenson 1-0.

TACKLES (UA-A): Navy-Middleton 7-7; Carter 9-1; Thrasher 3-7; Wimsatt 5-4; Vela 5-4; Frazier 4-4; Kuhar-Pitters 4-3; Haberer 2-5; Edwards 3-3; Spencer 2-4; Pospisil 2-3; Walsh 3-1; Alvarado 1-0; Johnson 1-0; Bullen 1-0; Nechak 1-0; Singleton 1-0; Schaefer 1-0; Goss 1-0; Merchant 1-0. Notre Dame-Brockington 4-12; Laws 8-7; Crum 7-6; Williams, I. 2-9; Zbikowski 3-7; McCarthy, K. 3-4; Stephenson 1-6; Smith, S. 1-5; Smith, B. 1-4; Bruton 2-2; Brown, J. 1-3; Walls 2-1; Lambert 0-2; Ragone 0-2; Vernaglia 0-2; Wooden 0-1; Parris 0-1.

Stadium: Notre Dame Stadium **Attendance:** 80795
Kickoff time: 2:44 **End of Game:** 6:39 **Total elapsed time:** 3:55
Officials: Referee: Tom DeJoseph; Umpire: Keith Roden; Linesman: John Busch; Line judge: Jack Weiland; Back judge: Ron Boyd; Field judge: Mike Cullin; Side judge: Vince Parker.
Temperature: 54 **Wind:** NW 14 **Weather:** Sunny

**The Last Meeting in Notre Dame
 Navy 46, Notre Dame 44 (3ot)
 Nov. 3, 2007**

NOTRE DAME, Ind. (AP) -- It took 44 years and three overtimes for Navy to beat Notre Dame.

The Midshipmen snapped an NCAA-record 43-game losing streak to the Fighting Irish on Saturday with a 46-44 victory in triple overtime.

Kaipo-Noa Kaheaku-Enhada threw a 25-yard TD pass to Reggie Campbell on the first play of the third overtime, then found him again in the end zone for the 2-point conversion.

Notre Dame cut the lead to two on a 5-yard TD run by Travis Thomas. But after a pass interference call gave Notre Dame a second-chance at the 2-point conversion, defensive lineman Michael Walsh and linebacker Irv Spencer tackled Thomas well short of the end zone.

It was the first time Navy (5-4) beat Notre Dame since a 35-14 win in 1963 when Roger Staubach was quarterback for the Midshipmen.

The Midshipmen celebrated the long-awaited victory at midfield, jumping on top of each other.

For Notre Dame (1-8) it was its school-record fifth straight home loss, another low point in a season of lows.

The Irish, who could do little to slow Navy's offense, held the Midshipmen to three-and-out late in the fourth quarter with the score tied at 28. Greg Veteto had the first punt of the game, and Tom Zbikowski returned it 32 yards to the Navy 38.

The Irish drove to the 24, but on fourth-and-8 Notre Dame coach Charlie Weis decided to go for it rather than attempt a field goal. Chris Kuhar-Pitters, who earlier returned a fumble 16 yards for a touch-down, sacked Evan Sharpley with 45 seconds left.

It was the fourth sack for Navy, which entered the game with five sacks.

3 MICHAEL FLOYD



St. Paul, Minn. (Cretin-Derham Hall)
 Birthdate: 11-27-89

Wide Receiver 50 6-3 220

Floyd's Career Highs

Receptions – 10, Pittsburgh (11.1.08) Receiving Yards – 189, Nevada (9.5.09)
 Longest Reception – 88, Nevada (9.5.09) Receiving TDs – 3, Nevada (9.5.09)

Floyd's Season Highs

Receptions – 7, at Michigan (9.12) Receiving Yards – 189, Nevada (9.5)
 Longest Reception – 88, Nevada (9.5) Receiving TDs – 3, Nevada (9.5)

Floyd's Career Receiving Stats

Year	G-S	Rec	Yds	TD	LG	Rec/G	Avg/C	Avg/G
2008	11-10	48	719	7	51	4.4	15.0	65.4
2009	3-3	13	358	5	88	4.3	27.5	119.3
Total	14-13	61	1077	12	88	4.4	17.7	76.9

Floyd's Game-by-Game

2009	Rec	Yds	Avg	TD	LG
*NEV (9.5)	4	189	47.3	3	88
*at UM (9.12)	7	131	18.7	1	37
*MSU (9.19)	2	38	19.0	1	22
at PUR (9.26)			DNP - injury		
WASH (10.3)			DNP - injury		
USC (10.17)			DNP - injury		
BC (10.24)			DNP - injury		
vs. WSU (10.31)			DNP - injury		
NAVY (11.7)					
at PITT (11.14)					
UCONN (11.21)					
at STAN (11.28)					

* - games started

Awards & Honors

- ▶ Irish Leadership Committee
- ▶ College Football Performance Awards Performer of the Week (9.6)
- ▶ Lindy's #20 WR
- ▶ College Football Performance Awards Honorable Mention (9.13)

Tidbits

- ▶ Floyd led all FBS wideouts in the nation with a 29.09 yards per catch average and was tied for the nation's lead in receiving touchdowns with four (among NCAA qualifying receivers) before suffering a broken collarbone in the second quarter of Notre Dame's 33-30 victory over Michigan State.
- ▶ Floyd also ranked among the top FBS receivers in the nation in receiving yards per game (160.0, 2nd), total receiving yards (320, 2nd) and receptions per game (5.5, 40th) prior to the injury.
- ▶ Floyd had already registered six receptions of at least 20 yards over Notre Dame's first 10 quarters of the season.
- ▶ Floyd hauled in a 22-yard touchdown pass from Clausen with 4:59 to go in the opening quarter to give Notre Dame a 13-3 lead against the Spartans. The touchdown reception was Floyd's fifth of the season.
- ▶ Floyd, who has played just 14 games in his career, already has hauled in 12 career touchdown passes.
- ▶ Floyd moved into a tie with Tim Brown (1984-87) and Bobby Brown (1996-99) for ninth place on the Notre Dame all-time touchdown receptions list.

Career Touchdown Receptions

1. Jeff Samardzija	27 (2003-06)
2. Derrick Mayes	22 (1992-95)
Rhema McKnight	22 (2002-06)
4. Golden Tate	20 (2007-)
5. Tom Gatewood	19 (1969-71)
6. Maurice Stovall	18 (2002-05)
7. Jim Seymour	16 (1966-68)
8. Ken MacAfee	15 (1974-77)
9. Michael Floyd	12 (2008-)
Tim Brown	12 (1984-87)
Bobby Brown	12 (1996-99)

- ▶ Floyd had two catches for 38 yards, including the 22-yard touchdown catch, before the injury.
- ▶ Floyd's 131 yards against Michigan set a school record for receiving yards by an Irish player in the series with the Wolverines. The previous record was 127 set last season by junior WR Golden Tate.
- ▶ The 100-yard receiving mark against the Wolverines for Floyd was his second of the season and sixth of his career. He is now tied for sixth all-time in the Irish annals for 100-yard receiving games.

Games with 100 Yards - Career

1. Tom Gatewood	13 (1969-71)
2. Golden Tate	11 (2007-)
3. Derrick Mayes	9 (1992-95)
Jeff Samardzija	9 (2003-06)
5. Maurice Stovall	7 (2002-05)
6. Michael Floyd	6 (2008-)
Jim Seymour	6 (1966-68)
Tim Brown	6 (1984-87)

- ▶ Floyd's 320 yards were the second-most for an Irish receiver in the first two games of a season in school history. The school record is 417 held by Jim Seymour, who had games of 276 against Purdue (single-game school record) and 141 against Northwestern to open the 1966 season.
- ▶ Floyd's 320 yards were the most over any two-game span by an Irish wide receiver since Tim Brown registered 360 yards in consecutive games during the 1986 season.
- ▶ Floyd hooked up with Clausen for his 11th career touchdown reception to give the Irish a 17-14 advantage over Michigan with 7:05 remaining in the first half.
- ▶ Floyd recorded four catches for 189 yards and three touchdowns in the 35-0 rout of Nevada. He averaged 47.3 yards per reception, which broke the previous school record of 41.6 yards per catch by Jim Morse against USC on Nov. 26, 1955. Floyd was named College Football Performance Awards Performer of the Week.
- ▶ Not only were Floyd's 189 yards receiving the most by any wideout in the NCAA FBS that week, but his three receiving touchdowns were also tops on the weekend.
- ▶ The 189 yards receiving marked the second-best single-game total by an Irish sophomore wideout in school history. Jim Seymour was a sophomore in 1966 when he set the school record with 276 yards against Purdue.
- ▶ Floyd became the fourth Irish wideout to ever post two career receptions of over 70 yards and the first to ever accomplish the feat in the same game. Nick Eddy had 74 and 91 yard catches during the 1964 season, Tim Brown had 84 and 77 yard receptions in 1986 and Jeff Samardzija had 73 and 80 yard grabs during 2005.

Yards per Reception - Game (min. 4 rec.)

1. Michael Floyd	47.3 (4 for 189)	vs. Nevada, Sept. 5, 2009
2. Jim Morse	41.6 (5 for 208)	at USC, Nov. 26, 1955
3. Golden Tate	31.8 (4 for 127)	vs. Michigan, Sept. 13, 2008
4. John Carlson	30.3 (4 for 121)	at Michigan State, Sept. 23, 2006
Rhema McKnight	30.3 (4 for 121)	at Boston College, Oct. 25, 2003

- ▶ His 189 yards receiving are the most for an Irish player since Jeff Samardzija totaled 191 against Stanford on Nov. 26, 2005 and ninth most in single-game school history.

Receiving Yards - Game

1. Jim Seymour	276	vs. Purdue, Sept. 24, 1966
2. Golden Tate	244	vs. Washington, Oct. 3, 2009
3. Jack Snow	217	at Wisconsin, Sept. 26, 1964
4. Bobby Brown	208	at Pittsburgh, Nov. 13, 1999
Jim Morse	208	at USC, Nov. 26, 1955
6. Maurice Stovall	207	vs. Brigham Young, Oct. 22, 2005
7. Tom Gatewood	192	vs. Purdue, Sept. 26, 1970
8. Jeff Samardzija	191	at Stanford, Nov. 26, 2005
9. Michael Floyd	189	vs. Nevada, Sept. 5, 2009
10. Tim Brown	184	vs. Navy, Nov. 1, 1986

- ▶ Floyd set a new career-high for longest reception when he raced 88 yards for a touchdown with 10:12 left in the third quarter against Nevada. The 88-yard reception was the third longest in Notre Dame football history and longest since Nov. 7, 1981 when Blair Kiel found Joe Howard for a school record 96 yards.

Longest Reception in ND History

1. Joe Howard	96	vs. Georgia Tech, Nov. 7, 1981
2. Nick Eddy	91	at Pittsburgh, Nov. 7, 1964
3. Michael Floyd	88	vs. Nevada, Sept. 5, 2009
4. Tim Brown	84	vs. SMU, Nov. 8, 1986
Jim Seymour	84	vs. Purdue, Sept. 24, 1966

- ▶ Floyd registered his second career multi-touchdown game against Nevada (he recorded a pair of touchdown receptions against Pittsburgh on Nov. 1, 2008).
- ▶ Floyd not only became the first Irish freshman to register a touchdown catch in a season opener (San Diego State in 2008), but also became the first freshman to register Notre Dame's first points of a season by touchdown. Floyd had 48 receptions for 719 yards on the season. He established new school records for receptions (48), receiving yards (719) and receiving touchdowns (7) by an Irish freshman. He also set a freshman record with 10 receptions against Pittsburgh on Nov. 1, 2008.
- ▶ Floyd put up record setting rookie numbers despite missing nearly three full games with an injury.
- ▶ Floyd ranked 38th in the nation in receiving touchdowns, 61st in receiving yards per game and 91st in catches per game in 2008.
- ▶ With seven touchdown receptions last season, Floyd (who holds the record for most TD receptions by a freshman) was tied for ninth place on the Irish single-season list (Tom Gatewood, 1970).
- ▶ Floyd finished the game against Pittsburgh in 2008 with 10 receptions for 100 yards, which was the most catches by an Irish player since Rhema McKnight had 10 receptions against Army in 2006.
- ▶ Floyd was the fourth different freshman in the last 20 years whose first career catch was a touchdown. The others were Raghib "Rocket" Ismail and Derek Brown in 1988, and Derrick Mayes in 1992 – mighty impressive company for Floyd to join.
- ▶ Here is a look at how Floyd's freshman season rated against the rookie campaigns of Notre Dame's top five all-time leaders in career receptions (does not include Tom Gatewood [1968] or Jim Seymour [1965], who were not eligible to play as freshmen).

Player (Year)	Rec.	Yds.	Avg.	TD
*Michael Floyd (2008)	48	719	15.0	7
Jeff Samardzija (2003)	7	53	7.6	0
Rhema McKnight (2002)	9	91	10.1	0
Tim Brown (1984)	28	340	12.1	1
Maurice Stovall (2002)	18	312	17.3	3
Derrick Mayes (1992)	10	272	27.2	3

- ▶ Floyd is one of two sophomores on Irish leadership committee and also ranked by Lindy's as the 20th-best wide receiver in the country in 2009.
- ▶ A key factor in Notre Dame's wide receiver group being ranked as best in the nation by Phil Steele, number-two by Athlon and fourth best by Lindy's in 2009.

5

ARMANDO ALLEN JR.

Opa Locka, Fla. (Hialeah-Miami Lakes)

Birthdate: 4-30-89



Halfback

JR

5-10

200

Allen's Career Highs

Carries – 23, Michigan State (9.19.09)	Rushing Yards – 139, at Michigan (9.12.09)
Longest Rush – 24, at Michigan (9.12.09)	Rushing TDs – 1, six times
Pass Attempts – 1, twice	Pass Completions – 1, twice
Passing Yards – 10, at UCLA (10.6.07)	Longest Completion – 10, at UCLA (10.6.07)
Passing TDs – 1, Michigan State (9.19.09)	Receptions – 9, at Boston College (11.8.08)
Receiving Yds – 66, Stanford (10.4.08)	Longest Reception – 41, vs. Hawai'i (12.24.08)
Receiving TDs – 1, three times	Kickoff Returns – 6, Air Force (11.10.07)
Kickoff Return Yds – 147, at Michigan State (9.20.08)	Longest Kickoff Return – 96, vs. Hawai'i (12.24.08)
Kickoff Return TDs – 1, vs. Hawai'i (12.24.08)	Punt Returns – 3, at Michigan State (9.20.08)
Punt Return Yds – 35, San Diego State (9.6.08)	Longest Punt Return – 22, San Diego State (9.6.08)
Most All-Purpose Yds – 247, Purdue (9.27.08)	

Allen's Season Highs

Carries – 23, Michigan State (9.19)	Rushing Yards – 139, at Michigan (9.12)
Longest Rush – 24, at Michigan (9.12)	Rushing TDs – 1, three times
Pass Attempts – 1, Michigan State (9.19)	Pass Completions – 1, Michigan State (9.19)
Passing Yards – 5, Michigan State (9.19)	Longest Completion – 5, Michigan State (9.19)
Passing TDs – 1, Michigan State (9.19)	Receptions – 3, twice
Receiving Yds – 35, USC (10.17)	Longest Reception – 26, Nevada (9.5)
Most All-Purpose Yds – 163, at Michigan (9.12)	

Allen's Career Rushing Stats

Year	G-S	Att	Yds	TD	LG	Avg/C	Avg/G
2007	12-4	86	348	0	15	4.0	29.0
2008	13-8	134	585	3	21	4.4	45.0
2009	6-5	104	514	3	24	4.9	85.7
Total	31-17	324	1447	6	24	4.5	46.7

Allen's Career Receiving Stats

Year	G-S	Rec	Yds	TD	LG	Rec/G	Avg/C	Avg/G
2007	12-4	24	124	1	16	2.0	5.2	10.3
2008	13-8	50	355	2	41	3.8	7.1	27.3
2009	6-5	13	119	0	26	2.2	9.2	19.8
Total	31-17	87	598	3	41	2.9	6.9	19.3

Allen's Career All-Purpose Stats

Year	G-S	Rush	RCV	PR	KR	IR	Total	Avg/G
2007	12-4	348	124	0	704	0	1176	98.0
2008	13-8	585	355	66	543	0	1549	119.2
2009	6-5	514	119	0	0	0	633	105.5
Total	31-17	1447	598	66	1247	0	3358	108.3

Allen's Game-by-Game

Year	Rushing					Receiving				
	Att	Yds	Avg	LG	TD	Rec	Yds	Avg	TD	LG
*NEV (9.5)	15	72	4.8	14	1	3	25	8.3	0	26
*at UM (9.12)	21	139	6.6	24	1	2	24	12.0	0	19
MSU (9.19)	23	115	5.0	13	1	2	6	3.0	0	5
at PUR (9.26)	DNP - injury									
*WASH (10.3)	12	39	3.2	21	0	3	20	6.7	0	13
*USC (10.17)	12	51	4.2	12	0	2	35	17.5	0	21
*BC (10.24)	21	98	4.7	16	0	1	9	9.0	0	0
vs. WSU (10.31)	DNP - injury									
NAVY (11.7)	DNP - injury									
at PITT (11.14)	DNP - injury									
UCONN (11.21)	DNP - injury									
at STAN (11.28)	DNP - injury									

Awards & Honors

- ▶ Doak Walker Award Candidate
- ▶ Phil Steele's #17 KR
- ▶ Phil Steele's #47 RB

Tidbits

- ▶ Despite missing the entire game against both Purdue and Washington State, as well as not being 100-percent against Washington due to an ankle injury, Allen still ranks among the top FBS running backs in the nation in rushing yards per game (85.7, 37th), total rushing yards (514, 78th), rushes (104, 1-75th) and yards per rush (4.94, 63rd). He is also 93rd in the nation in all-purpose yards per game (105.5).
- ▶ Allen had 50 receptions in 2008 which ranked second-most by an Irish running back in single-season history. Allen's 87 career receptions also rank second-best in career history for Notre Dame running backs. He trails Darius Walker (109, 2004-06) for the school record.
- ▶ Allen is averaging 4.9 yards per carry, including 6.5 yards per carry on second down. He has recorded 16 first downs and one touchdown on 37 carries on second down.
- ▶ Allen has also proven he is able to advance the chains on third down. He is averaging 3.4 yards per carry for 10 first downs on third down. He is 8-for-10 on third down and short (two yards or less) on the season. In fact, Allen is averaging 4.0 yards per carry on third and short.
- ▶ Allen ripped off three runs of 10+ yards (16, 12, 11) against Boston College and finished the game with 98 yards on 21 carries. He also had one catch to extend his streak to 12 consecutive games (in which he has appeared) with a catch.
- ▶ Allen recorded 51 yards on 12 carries and added 35 yards on two receptions against USC. He averaged 4.2 yards per carry against a defense that allowed 2.0 yards per rush entering the game. Allen's 21-yard reception was his second catch this season of 20 yards or more.
- ▶ Allen took the direct snap (in the Leprecat formation) and raced up the middle to give the Irish a 7-0 lead over Michigan State with 12:21 to go in the first quarter. The touchdown was his third of the season and the sixth of his career.
- ▶ That touchdown gave Allen a rushing score in three consecutive games. He was the first Irish running back to rush for a touchdown in three straight games since Darius Walker did so during the 2006 season.
- ▶ Allen tossed his first career touchdown pass to Robby Parris with 11:49 to go in the third quarter to give the Irish a 23-17 lead against the Spartans. Allen is 2-for-2 passing in his career.
- ▶ Allen was the first Notre Dame non-quarterback to throw a touchdown pass since Nick Setta on Nov. 18, 2000 at Rutgers. Setta hit Tom Lopienski on a fake field goal for a 25-yard touchdown pass.
- ▶ Allen was the first Irish running back to register a touchdown pass and touchdown run in the same game since Oct. 20, 1984, when Allen Pinkett found quarterback Steve Beuerlein on a six-yard score in a 36-32 loss to South Carolina.
- ▶ Allen eclipsed 100 yards rushing against Michigan State for the second consecutive week and the third time in his career. Allen was the first Irish running back to post back-to-back 100 yard rushing games since Robert Hughes closed the 2007 season against both Duke and Stanford with 100+ yards.
- ▶ Allen also finished with a career-high 23 carries against the Spartans.
- ▶ Allen was the 11th player in Irish history to ever record 3,000 career all-purpose yards. Thanks to his 107 all-purpose yards against Boston College, Allen (3,358) now stands in ninth place on the Notre Dame career list.

Most Career All-Purpose Yards

	Total	Rush	Rec.	PR	KR	Year (Opponent)
1. Julius Jones	5462	3108	250	426	1678	1999-2003
2. Auty Denson	5327	4318	432	273	304	1995-98
3. Allen Pinkett	5259	4131	774	-	354	1982-85
4. Tim Brown	5024	442	2493	476	1613	1984-87
5. Raghb Ismail	4187	1015	1565	336	1271	1988-90
6. Darius Walker	4065	3249	816	-	-	2004-06
7. Vagas Ferguson	3838	3742	366	-	-	1976-79
8. Golden Tate	3406	196	2138	163	909	2007-
9. Armando Allen	3358	1447	598	66	1247	2007-
10. Johnny Lattner	3116	1724	581	307	376	1951-53

- ▶ Allen not only rushed for a career-best 139 yards against Michigan, but he also registered his longest career rush of 24 yards.
- ▶ Allen eclipsed 100 rushing yards for the second time in his career.
- ▶ Allen added his second rushing touchdown of the season and fifth of his career with 5:13 to go in the game to give the Irish a 32-31 lead.
- ▶ Allen followed with a two-point conversion rush to make the score 34-31.
- ▶ Allen finished the game against Michigan with 163 all-purpose yards marking the eighth time in his career with 150+ all-purpose yards in a single game.
- ▶ Allen scored a touchdown and eclipsed 1,000 career rushing yards in the victory over Nevada.
- ▶ Allen had 1,549 all-purpose yards in 2008, which ranked second on the team and 10th in single-season Irish history.
- ▶ Allen's nine receptions at Boston College on Nov. 8, 2008 were not only a career-best, but were also the most ever by an Irish running back in a single game.
- ▶ Allen registered his second career multi-touchdown game in the 49-21 rout of Hawai'i in the 2008 Hawai'i Bowl.
- ▶ Allen rushed for a then career-best 134 yards in the 38-21 victory over Purdue on Sept. 27, 2008. He averaged 7.9 yards per carry (the 7.9 per carry average was the highest for a Notre Dame player since Darius Walker averaged 10.2 against Air Force on Nov. 11, 2006).
- ▶ Allen totaled a career-high 247 all-purpose yards against the Boilermakers (-1 on punt returns, 105 on kick returns, 134 in rushing and nine in receiving).
- ▶ Eclipsed 100 yards against the Boilermakers for the first time in his career (previous career-high was 91 yards against Navy on Nov. 3, 2008).
- ▶ The 247 all-purpose yards against Purdue were the most by an Irish player since Julius Jones had 255 against Pittsburgh in 2003 (rushed for 262 yards).

Most All-Purpose Yards In Single-Game History

	Total	Rush	Rec.	PR	KR	Year (Opponent)
1. Willie Maher	361	107	-	80	174	1923 (Kalamazoo)
2. George Gipp	357	150	-	50	157	1920 (Army)
3. Tim Brown	294	15	126	21	132	1987 (Boston College)
4. Tim Brown	284	19	184	-	81	1986 (Navy)
5. Jim Seymour	276	-	276	-	-	1966 (Purdue)
6. Golden Tate	275	31	244	-	-	2009 (Washington)
Tim Brown	275	-4	72	150	57	1987 (Michigan State)
8. Raghb Ismail	268	100	24	-	144	1990 (Miami, Fla.)
9. Vagas Ferguson	263	255	8	-	-	1978 (Georgia Tech)
10. Phil Carter	257	254	3	-	-	1980 (Michigan State)
11. Julius Jones	255	262	-7	-	-	2003 (Pittsburgh)
Armando Allen	247	134	9	-1	105	2008 (Purdue)

7 JIMMY CLAUSEN

Westlake Village, Calif. (Oaks Christian)
 Birthdate: 9-21-87



Quarterback JR 6-3 223

Clausen's Career Highs

Carries – 11, at North Carolina (10.11.08)
Longest Rush – 11, twice
Pass Completions – 31, at North Carolina (10.11.08)
Longest Completion – 88, Nevada (9.5.09)
Rushing TDs – 1, three times
Completion % – 84.6 (22-for-26), vs. Hawai'i (12.24.08)
Passing YPC – 21.0, Nevada (9.5.09)

Rushing Yards – 19, at Boston College (11.8.08)
Pass Attempts – 48, at North Carolina (10.11.08)
Passing Yards – 422, Washington (10.3.09)
Passing TDs – 5, vs. Hawai'i (12.24.08)
Interceptions – 4, Boston College (11.8.08)
Passing YPA – 17.5, Nevada (9.5.09)
Passing Efficiency – 303.7, Nevada (9.5.09)

Clausen's Season Highs

Carries – 9, USC (10.17)
Longest Rush – 11, USC (10.17)
Pass Completions – 26, Boston College (10.24)
Longest Completion – 88, Nevada (9.5)
Rushing TDs – 1, USC (10.17)
Completion % – 83.3 (15-for-18), Nevada (9.5)
Passing YPC – 21.0, Nevada (9.5)

Rushing Yards – 1, Nevada (9.5)
Pass Attempts – 43, USC (10.17)
Passing Yards – 422, Washington (10.3)
Passing TDs – 4, Nevada (9.5)
Interceptions – 1, twice
Passing YPA – 17.5, Nevada (9.5)
Passing Efficiency – 303.7, Nevada (9.5)

Clausen's Career Passing Stats

Year	G-S	Comp	Att	INT	Yds	TD	LG	Pct	Avg/P	Avg/G	Effic
2007	10-9	138	245	6	1254	7	44	56.3	5.1	125.4	103.9
2008	13-13	268	440	17	3172	25	54	60.9	7.2	244.0	132.5
2009	8-8	172	257	2	2318	18	88	66.9	9.0	289.8	164.2
Total	31-30	578	942	25	6744	50	88	61.4	7.2	217.5	133.7

Clausen's Game-by-Game

2009	Comp	Att	INT	Yds	TD	LG	Pct	Avg/P	Effic
*NEV (9.5)	15	18	0	315	4	88	83.3	17.5	303.7
*at UM (9.12)	25	42	0	336	3	37	59.5	8.0	150.3
*MSU (9.19)	22	31	0	300	2	54	71.0	9.7	173.5
*at PUR (9.26)	15	26	1	171	1	23	57.7	6.6	117.9
*WASH (10.3)	23	31	1	422	2	77	74.2	13.6	203.4
*USC (10.17)	24	43	0	260	2	45	55.8	6.0	122.0
*BC (10.24)	26	39	0	246	2	36	66.7	6.3	136.6
*vs. WSU (10.31)	22	27	0	268	2	50	81.5	9.9	189.3
NAVY (11.7)									
at PITT (11.14)									
UCONN (11.21)									
at STAN (11.28)									

* - games started

Awards & Honors

- ▶ SI.com First Team Midseason All-American
- ▶ Irish Offensive Co-Captain
- ▶ Davey O'Brien Award Semifinalist
- ▶ Manning Award Watch List
- ▶ Phil Steele's #10 QB
- ▶ College Football Performance Awards Performer of the Week (9.6)
- ▶ Davey O'Brien QB of the Week (10.5)
- ▶ *Sporting News* First Team Midseason All-American
- ▶ Maxwell Award Watch List
- ▶ Davey O'Brien Award Watch List
- ▶ Allstate / AFCA Good Works Team® Candidate
- ▶ *Lindy's* #23 QB
- ▶ AT&T/ESPN All-America Player of the Week (9.7)

Tidbits

- ▶ Only one quarterback in the FBS (among qualifiers on the NCAA passing report) has fewer interceptions than Clausen's two and Diondre Borel of Utah State has fewer pass attempts. He is tied with six other quarterbacks for second fewest interceptions in the nation – all of whom have fewer pass attempts than Clausen.
- ▶ Despite missing over half of the game against Purdue and playing with a turf toe injury the last six games, Clausen still ranks among the top FBS quarterbacks in the nation in the following passing categories:

Category	#	NCAA Rank	Category	#	NCAA Rank
Passing Efficiency	164.25	2nd	Fewest Interceptions	2	t-2nd
Passing Yards per Attempt	9.02	6th	Passing Yards per Completion	13.48	18th
Passing Touchdowns	18	t-6th	Passing Yards per Game	289.75	8th
Total Offense per Game	282.63	15th	Total Passing Yards	2318	9th
Points Responsible for per Game	14.25	t-14th	Completion Percentage	66.93	12th
Completions per Game	21.50	14th	Total Points Responsible for	114	t-13th
Total Offense Yards	2261	20th	Total Passing Completions	172	18th
Total Passing Attempts	257	t-32nd			

▶ Clausen has moved into the top-20 among active FBS quarterbacks in a number of career categories:

Category	#	NCAA Rank	Category	#	NCAA Rank
Passing Attempts	942	19th	Passing Completions	578	17th
Passing Yards	6744	19th	Passing Touchdowns	50	18th
Passing Attempts per Game	30.4	15th	Passing Completions per Game	18.6	15th
Passing Yards per Game	217.5	16th			

▶ Clausen already ranks in Notre Dame's top-five in 15 career categories:

Category	#	Rank	Category	#	Rank
Passing Yards per Game	217.5	2nd	Passing Attempts per Game	30.4	2nd
Completion Percentage	61.4	2nd	Passing Completions per Game	18.6	2nd
Total Offense per Game	207.3	2nd	Points Responsibility per Game	10.3	2nd
Passing Efficiency	133.7	3rd	Passing Completions	578	2nd
Passing Attempts	942	3rd	Passing Touchdowns	50	3rd
Points Responsibility	318	5th	Lowest Interception Percentage	2.65	2nd
Total Offense Plays	1098	3rd	Passing Yards	6,744	3rd
Total Yards	6,427	5th			

▶ Clausen is the first Notre Dame quarterback to ever register four fourth quarter come-from-behind victories in a single season. He is also the first Irish quarterback to register five fourth quarter comebacks in a single season.

Player	Fourth Quarter Comebacks	Fourth Quarter Comeback Victories
Jimmy Clausen (2009)	5	4
Jarious Jackson (1999)	4	3
Joe Montana (1978)	3	2
Brady Quinn (2004)	3	2
Ron Powllus (1997)	3	3
Rick Mirer (1990)	3	3

▶ Here is where Clausen ranks all-time in fourth quarter comebacks among Notre Dame quarterbacks:

Player	4th Quarter Comebacks	4th Quarter Comeback Victories
Brady Quinn (2003-06)	9	6
Ron Powllus (1994-97)	8	7
Joe Montana (1975, 1977-78)	7	6
Jimmy Clausen (2007-)	6	5
Jarious Jackson (1996-99)	6	5
Rick Mirer (1990-92)	6	5

▶ Here is an interesting comparison between Clausen and the last six Heisman Trophy-winning quarterbacks over their first eight games of the season:

Player (Year)	Comp-Att	INT	Pct.	Yards	TD	Avg/G	Effic
Jimmy Clausen ('09)	172-257	2	66.9	2318	18	289.8	164.25
Sam Bradford ('08)	183-270	5	67.8	2775	29	346.9	185.85
Tim Tebow ('07)	129-196	3	65.8	1947	18	243.4	176.50
Troy Smith ('06)	131-193	2	67.9	1715	21	214.4	176.35
Matt Leinart ('04)	160-243	3	65.8	1887	18	235.9	153.05
Jason White ('03)	168-249	4	67.5	2288	25	286.0	174.58
Carson Palmer ('02)	195-314	8	62.1	2429	18	303.6	140.90

▶ Check out the cumulative comparative stats of three of the nation's top quarterbacks:

Player	Comp-Att	INT	Pct.	Yards	TD	Avg/G	Effic
Jimmy Clausen	172-257	2	66.9	2,318	18	289.8	164.25
Tim Tebow	99-153	4	64.7	1,323	10	165.4	153.68
Colt McCoy	198-275	8	72.0	1,977	15	247.1	144.57

▶ Clausen has been tremendous in the clutch for the Irish this season. He has recorded 13 touchdowns and no turnovers when Notre Dame has been tied or trailing (12 passing TDs, one rushing TD).

▶ Clausen finished the evening against Washington State 22-of-27 for 268 yards, two touchdowns and no interceptions. He left the game midway through the third quarter. Clausen has now thrown 124 consecutive passes without an interception. It ranks fifth-best in single-season Irish history. He has already posted a streak of 147 passes without an interception (spanning the end of the 2008 season and into the Purdue game of 2009).

Consecutive Passes Without INT - Multiple Games

1. Brady Quinn	226
Michigan State 2006 - Army 2006	
2. Jimmy Clausen	147
USC 2008 - Purdue 2009	
3. Brady Quinn	143
Stanford 2005 - Michigan 2006	
4. Jimmy Clausen	132
Michigan State 2008 - North Carolina 2008	
5. Brady Quinn	130
USC 2005 - Navy 2005	
6. Carlyle Holiday	126
Pittsburgh 2002 - Rutgers 2002	
7. Jimmy Clausen	124
Washington 2009 - Current	

- ▶ Clausen has registered seven multi-touchdown games in 2009 and 17 in his career.
- ▶ Clausen has registered five touchdown passes this season of over 45 yards.
- ▶ Clausen has registered 29 passes of at least 20 yards this season.
- ▶ Clausen has registered three touchdown passes this season of over 60 yards.
- ▶ Clausen has registered six completions of 50 yards or longer this season.
- ▶ Clausen has seven career 300-yard passing games and four this season.
- ▶ Clausen has now posted completion percentages of over 80% in four separate games over his career, including two in 2009. He was already the only Notre Dame quarterback to post three such games. Clausen's quartet of games all rank among the top 10 completion percentages in single-game Irish history.

Completion Percentage - Game

1. Steve Beuerlein	90.9	vs. Colorado, Sept. 22, 1984
2. Rick Slager	85.7	at Northwestern, Sept. 25, 1976
Rick Mirer	85.7	at Purdue, Sept. 28, 1991
Jarious Jackson	85.7	vs. Navy, Nov. 14, 1998
5. Jimmy Clausen	84.6	vs. Hawaii, Dec. 24, 2008
6. Jimmy Clausen	83.3	vs. Nevada, Sept. 5, 2009
Jimmy Clausen	83.3	vs. Navy, Nov. 15, 2008
8. Jimmy Clausen	81.5	vs. Washington State, Oct. 31, 2009
9. Bob Williams	81.3	at Michigan State, Nov. 5, 1949
10. Brady Quinn	80.5	at Purdue, Oct. 1, 2005

- ▶ Clausen has thrown a touchdown pass in eight straight games. In fact, he has tossed at least two touchdown passes in four consecutive games.
- ▶ Clausen spearheaded an astounding offensive assault in the first half against the Cougars for Notre Dame. He completed 19-of-22 passes for 265 yards and two touchdowns in the opening 30 minutes. In fact, Clausen completed 13-of-14 passes for 204 yards and one touchdown in the second quarter alone. He completed his last 11 passes before halftime. Clausen threw an incomplete pass to open the second half. The 11 straight completions are tied for fifth-best in single-game Notre Dame history.
- ▶ Clausen moved past Steve Beuerlein (1986), Joe Theismann (1970) and Brady Quinn (2003) into seventh place on the Notre Dame single-season pass completions list.
- ▶ Clausen moved past Ron Powlus (1994-97) into second place on the Notre Dame career pass completions list.
- ▶ Clausen moved past John Huarte (1964), Ron Powlus (1997), Rick Mirer (1991) and Steve Beuerlein (1986) into seventh place on the Notre Dame single-season passing yards list.
- ▶ Clausen moved past Steve Beuerlein (1983-86) into third place on the Notre Dame career passing yards list.
- ▶ Clausen moved past Jarious Jackson (1999) and Brady Quinn (2004) into a tie for fifth place on the Notre Dame single-season passing touchdowns list.
- ▶ Clausen moved past John Huarte (1964), Joe Montana (1978) and Steve Beuerlein (1986) into eighth place on the Notre Dame single-season total yards list.
- ▶ Clausen finished 26-for-39 for 246 yards, two touchdowns and no interceptions against Boston College.
- ▶ Clausen set a season-high with 26 completions against Boston College. His previous high was 25 against Michigan.
- ▶ Clausen was 3-for-6 for 48 yards and one touchdown passing in the fourth quarter against the Eagles. He has been at the top of his game in the fourth quarter and overtime all season. Clausen is 43-for-72 for 561 yards with seven touchdowns (one on the ground) and no interceptions in the final quarter and overtime this season. Here is Clausen's breakdown in the fourth quarter and overtime:

Game	Comp.	Att.	Comp. %	INT	Yds	TDs
Nevada	1	1	100.0	0	15	0
Michigan	9	17	52.9	0	77	1
Michigan State	5	8	62.5	0	113	1
Purdue	7	10	70.0	0	72	1
Washington	7	9	77.8	0	119	1
USC	11	21	52.4	0	117	2*
Boston College	3	6	50.0	0	48	1
Washington State	--	--	--	--	--	--
Totals	43	72	59.7	0	561	7*

*includes a two-yard touchdown rush

- ▶ Clausen is the 14th signal caller in Notre Dame history to start under center for three years. The following is a list of Clausen's predecessors, along with their stats (when available) from their third season. In the 13 seasons played by three-year starting Irish quarterbacks, the group amassed a 99-33-4 (.743) combined record.

Player	Year	Att	Comp	Yds	TD	INT	Record
Nate Silver	1905	--	--	--	--	--	5-4
Gus Dorais	1912	--	--	--	--	--	7-0
Jim Phelan	1917	--	--	--	--	--	6-1-1
Ralph Guglielmi	1954	127	68	1160	6	7	9-1
Daryl Lamonica	1962	128	64	821	6	7	5-5
Terry Hanratty	1968	197	116	1466	10	9	7-2-1
Tom Clements	1974	215	122	1549	8	11	10-2
Blair Kiel	1982	219	118	1273	3	10	6-4-1
Steve Beuerlein	1985	214	107	1335	3	13	5-6
Tony Rice	1989	138	70	1176	8	7	12-1
Rick Mirer	1992	234	120	1876	15	6	10-1-1
Ron Powlus	1996	232	133	1942	12	4	8-3
Brady Quinn	2005	450	292	3919	32	7	9-3

- ▶ Clausen guided the Irish on a 12-play, 74-yard touchdown drive to regain the lead, 13-9, with 36 seconds to go before halftime. He went 8-for-9 for 64 yards on the drive, including an 11-yard touchdown pass to junior WR Golden Tate.
- ▶ Clausen completed 19 passes to seven different receivers in the first half against Boston College. The 19 completions were the most for Clausen in any half in his career. In fact, no Irish quarterback has had more completions in a half since Brady Quinn had 22 in the second half of the 2006 Fiesta Bowl against Ohio State.
- ▶ Clausen hooked up with Tate with 8:12 remaining in the fourth quarter on a 36-yard touchdown pass to give the Irish a 20-16 lead.

- ▶ Clausen was attempting to lead Notre Dame to its fourth consecutive fourth quarter come-from-behind victory. With the Irish trailing 34-14 with 13:33 remaining in the game against USC, the Irish signal caller guided a seven-play, 68-yard touchdown drive to bring Notre Dame within 14 at 34-20. He completed 3-of-4 passes for 39 yards on the drive and capped it off with a two-yard touchdown run.
- ▶ Clausen and Notre Dame regained the ball following an interception. He went 2-for-2 for 18 yards on the drive and tossed a touchdown pass to junior WR Golden Tate with 7:28 to go in the game.
- ▶ After the Irish defense stopped USC, Clausen and the Irish got the ball on their own 22-yard line. He proceeded to move Notre Dame all the way to the Trojans' four-yard line. Clausen led a 17-play march for 74 yards. Either through the air or on the ground, Clausen totaled 67 yards (60 in the air and seven on the ground) on the drive, including first down completions on a key third and fourth down play. Clausen found senior WR Robby Parris for 13 yards on a fourth and 10 to keep the drive alive.
- ▶ The comeback would have been the greatest fourth quarter rally since the Irish stormed past Houston in the 1979 Cotton Bowl behind Joe Montana, erasing a 22-point fourth-quarter deficit for a 35-34 win.
- ▶ Clausen hooked up with Tate for a 45-yard touchdown pass with 5:18 to go in the third quarter to cut the USC lead to 20-14. The touchdown was the first allowed by USC all season through the air.
- ▶ Clausen registered his first rushing touchdown of the season and the third of his career. It was his first rushing touchdown since Nov. 25, 2007 against Stanford. He also scampered 11 yards for a first down in the third quarter, tying for the longest rush of his career.
- ▶ Clausen finished with a career-high 422 yards passing against Washington.
- ▶ It marks the second time he has surpassed 400 yards passing in his career. His previous career-high was 401 yards against Hawaii in the 2008 Hawaii Bowl.
- ▶ Clausen was the third Irish quarterback to ever eclipse 400 yards passing in a game, joining Joe Theismann and Brady Quinn. He is the second Notre Dame signal caller to accomplish the feat more than once in a career (Quinn).
- ▶ The 422 yards passing ranked seventh-best in single-game Irish history.
- ▶ Clausen and Tate connected on the first play of the second half. The play went for 77 yards to set up another Irish field goal.
- ▶ Clausen's 13.61 yards per attempt ranked as the second-best in single-game school history. He already holds the school record for yards per attempt (15.42), set against Hawaii in last season's Hawaii Bowl.
- ▶ Clausen guided the Irish on a go-ahead touchdown drive in the waning minutes of the fourth quarter for the second straight week. On the drive, Clausen went 4-for-4 for 57 yards, including a 12-yard touchdown pass to Kyle Rudolph with 1:20 left in regulation.
- ▶ Clausen continued his stellar play in the first quarter against Washington. He completed 4-of-5 passes for 41 yards over the first 15 minutes. To that point of the season, Clausen was completing 73.8% (31-for-42) of his passes for 397 yards and two touchdowns in the first quarter of Notre Dame's first five games this season.
- ▶ Clausen hooked up with Golden Tate for a 67-yard touchdown pass with 3:27 remaining in the first half to give Notre Dame a 16-14 lead.
- ▶ Clausen was limited to just 24 plays against Purdue due to a turf toe injury before returning to action with 7:34 remaining in the fourth quarter.
- ▶ Clausen led the Irish on a 12-play, 72-yard drive capped off with a touchdown pass to sophomore TE Kyle Rudolph on fourth down with 24.8 seconds left in regulation to give Notre Dame a 24-21 victory.
- ▶ Clausen went 6-for-9 on the drive for 69 yards, including the go-ahead touchdown pass.
- ▶ The Irish scored with just 24.8 seconds remaining on the clock. It was the latest Notre Dame has scored to secure a victory on the road since 1997 when Scott Gengia booted a field goal with five seconds left to secure a 23-22 victory at Hawaii.
- ▶ Notre Dame has never registered a longer drive (72 yards) to win a game on the road with less than 25 seconds to go in the contest in school history.
- ▶ Clausen threw his first interception of the season with 18.1 seconds to go before halftime against Purdue. It was his first interception since the USC game of 2008. In fact, Clausen had gone 147 consecutive pass attempts without an interception.
- ▶ The 147 passes without an interception was second-longest streak by an Irish quarterback in school history. Former All-American Brady Quinn registered a streak of 226 passes without an interception during the 2006 season.
- ▶ Clausen was the first Irish quarterback to eclipse 300 yards passing in three straight games to open a season and four consecutive games overall (including last season's Hawaii Bowl).
- ▶ Clausen connected on all nine pass attempts in the opening quarter for 128 yards and one touchdown against Michigan State.
- ▶ In fact, Clausen completed his first 10 passes of the game before Mike Ragone dropped his 11th pass attempt of the afternoon against the Spartans.
- ▶ Clausen's 10 straight completions to open the game against Michigan State is the no worse than the second-most consecutive completions to open a game in Notre Dame school history. Jarious Jackson opened the game with Navy on Nov. 14, 1998 with 12 straight completions.
- ▶ Clausen went 4-for-5 for 59 yards, including a 33-yard touchdown pass to Golden Tate, on Notre Dame's drive to grab a 33-30 lead over Michigan State with 5:18 remaining in the fourth quarter.
- ▶ Over the four games against Hawaii, Nevada, Michigan and Michigan State, Clausen completed 84-of-117 passes (71.8 %) for 1,352 yards with 14 touchdowns and no interceptions. That equates to a 208.3 quarterback efficiency rating.
- ▶ Clausen surpassed 5,000 career passing yards against Michigan. He became the fifth Notre Dame quarterback to ever accomplish the feat.
- ▶ Clausen reached 5,000 career passing yards faster than any other Irish signal caller in school history. He reached 5,000 career passing yards in his 25th game in a Notre Dame uniform, while former All-American Brady Quinn did not reach the mark until his 27th career game.
- ▶ Here is an interesting comparison between Clausen and Quinn's statistics over their first 25 career games:

	Brady Quinn	Jimmy Clausen
Completions	366	446
Attempts	712	745
Completion Percentage	51.4%	59.9%
Passing Yards	4,644	5,077
Touchdowns	29	39
Interceptions	26	23
Passing Yards Per Game	185.8	203.1
Efficiency Rating	111.9	128.2

- ▶ Clausen's 336 yards are the most ever by an Irish signal caller against Michigan.
- ▶ Clausen completed 9-of-17 passes for 113 yards and one touchdown in the fourth quarter against the Wolverines.
- ▶ On the drive following Michigan's kickoff return for touchdown (giving the Wolverines a 14-3 lead), Clausen guided a seven play, 76-yard drive to bring Notre Dame within a score of 14-10. He went 3-for-3 on the drive for 56 yards, including a 37-yard strike to Floyd.
- ▶ After the Irish defense then forced the Wolverines into a three and out following the touchdown, Clausen guided another scoring drive. Notre Dame went 69 yards on seven plays before Clausen found Floyd in the corner of the end zone to give the Irish a 17-14 lead. He completed 3-of-4 passes for 55 yards and a touchdown.
- ▶ On Notre Dame's three scoring drives following Michigan's kickoff return for touchdown (two touchdowns and a field goal), Clausen completed 7-for-8 passes for 118 yards and two touchdowns.

- ▶ Clausen attempted 42 passes against Michigan without an interception. The 42 pass attempts were the sixth-most in single-game school history without a pick. Interestingly, Clausen has five of the top 10 best games in terms of most passes in a single game without an interception.
- ▶ Clausen finished the afternoon against Nevada 15-of-18 for 315 yards, four touchdowns and no interceptions. He completed 83.3% of his passes, which ranked tied for sixth-best in Irish single-game history (equaling his effort against Navy on Nov. 15, 2008). Clausen earned AT&T Player of the Week.
- ▶ Clausen set a school record for average passing yards per attempt against Nevada. His average of 17.50 yards per attempt bested his own previous school record of 15.42 set in the 2008 Hawai'i Bowl. Clausen established school records for single-game yards passing per attempt in consecutive outings.
- ▶ Clausen recorded a pass efficiency rating of 303.67 in the Nevada game, surpassing his career best of 277.63 set in the 2008 Hawai'i Bowl. The rating was the best by an Irish quarterback in a single game in the Charlie Weis era.
- ▶ Clausen posted the highest completion percentage, efficiency rating, yards per attempt, yards per completion and touchdown to interception ratio of any quarterback in all of the FBS that week. He also threw the second-most touchdowns overall.
- ▶ Clausen tossed touchdown passes of 19 and 24 yards to Rudolph and Floyd, respectively, in the first half. The signal caller was nearly perfect in the opening 15 minutes. Clausen completed 8-of-9 passes for 90 yards and one touchdown in the opening 15 minutes.
- ▶ Clausen set new a career-high for his longest completion when he hooked up with Floyd for 88 yards. The 88-yard completion was the third longest in Notre Dame football history and longest since Nov. 7, 1981 when Blair Kiel found Joe Howard for a school record 96 yards.
- ▶ His four touchdown passes against Nevada rank tied for fifth-best in single-game Irish history.
- ▶ Clausen is the second Irish quarterback to ever have multiple games with at least four touchdown passes.
- ▶ Clausen started all 13 games at quarterback for the Irish in 2008 and recorded the third-most prolific passing season in Notre Dame history. He completed 268 of his 440 pass attempts (60.9 pct) for 3,172 passing yards (244.0 yards per game) on the year and tossed 25 touchdowns. Clausen established records for every major passing category by a sophomore Notre Dame quarterback. The only better statistical seasons were Brady Quinn in 2005 and 2006. He ranked 43rd in passing efficiency nationally at 132.49 and ranked 40th in total offense at 238.38.
- ▶ Clausen completed 22 of 26 passes for 401 yards and five TDs with no interceptions vs. Hawai'i in the Sheraton Hawai'i Bowl. He set individual career bests in completion percentage (84.6 percent), passing yards (401) and TD passes (five). Clausen's statistics also helped set Notre Dame team bowl records in points (49), passing yards (413), passing touchdowns (five) and total yards (478). His passing yards, passing touchdowns and completion percentage were individual bowl records for the Irish. Clausen's completion percentage was the second best by any quarterback at any school in bowl game history.
- ▶ Clausen is only the second Notre Dame quarterback to throw for at least 20 touchdowns in a season (Brady Quinn in 2005 and 2006).
- ▶ Clausen closed the 2008 season with 268 completions, 440 pass attempts, 3,172 yards and 25 touchdowns. He ranked third in single-season Notre Dame history in all three categories. He ranked in the top-five in eight single-season categories including attempts (third), attempts per game (third – 33.8), completions (third), completions per game (third – 20.6), completion percentage (fifth – 60.9 percent), passing yards (third), passing yards per game (third – 244.0) and touchdown passes (third).
- ▶ Clausen had 43 completions of over 20 yards in 2008 after connecting on just 13 in 10 games as a freshman in 2007.

9

KYLE RUDOLPH

Cincinnati, Ohio (Elder)
Birthdate: 11-9-89

Tight End	50	6-6	260
-----------	----	-----	-----

Rudolph's Career Highs

Receptions – 6, twice
Longest Reception – 52, Michigan State (9.19.09)
Receiving Yards – 95, Michigan State (9.19.09)
Receiving TDs – 1, five times

Rudolph's Season Highs

Receptions – 6, twice
Longest Reception – 52, Michigan State (9.19)
Receiving Yards – 95, Michigan State (9.19)
Receiving TDs – 1, three times

Rudolph's Career Receiving Stats

Year	G-S	Rec	Yds	TD	LG	Rec/G	Avg/C	Avg/G
2008	13-13	29	340	2	29	2.2	11.7	26.2
2009	8-8	31	346	3	52	3.9	11.2	43.2
Total	21-21	60	686	5	52	2.9	11.4	32.7

Rudolph's Game-by-Game

2009	Rec	Yds	Avg	TD	LG
*NEV (9.5)	4	29	7.3	1	19
*at UM (9.12)	3	38	12.7	0	24
*MSU (9.19)	6	95	15.8	0	52
*at PUR (9.26)	4	52	13.0	1	22
*WASH (10.3)	4	53	13.3	1	30
*USC (10.17)	3	9	3.0	0	5
*BC (10.24)	1	11	11.0	0	11
*vs. WSU (10.31)	6	59	9.8	0	16
NAVY (11.7)					
at PITT (11.14)					
UConn (11.21)					
at STAN (11.28)					

* - games started

Awards & Honors

- ▶ Irish Leadership Committee
- ▶ College Football Performance Awards Honorable Mention (9.20)
- ▶ Mackey Award Midseason Watch List
- ▶ John Mackey Tight End Of The Week (9.20)

Tidbits

- ▶ Rudolph is a member Irish Leadership Committee despite being just a sophomore. He also is the only sophomore on the 2009 Mackey Award Midseason Watch List.
- ▶ Rudolph recorded just four receptions for 20 yards in back-to-back games against USC and Boston College, but eclipsed that total with six receptions for 59 yards in the victory over Washington State.
- ▶ Of Rudolph's 31 receptions this season, 16 have resulted in first downs and three others went for touchdowns.
- ▶ Rudolph has four receptions this season for 20 or more yards.
- ▶ Rudolph hooked up with Jimmy Clausen with 1:20 left in the fourth quarter to give the Irish a 31-30 lead over Washington. The touchdown was his third of the season and the fifth of his career.
- ▶ Rudolph has scored a touchdown to give Notre Dame a lead with less than two minutes remaining in regulation in two games (at Purdue, vs. Washington).
- ▶ Rudolph registered a 30-yard reception against the Huskies.
- ▶ Rudolph hooked up with Clausen with 24.8 seconds left in regulation on a fourth down play to give the Notre Dame a 24-21 victory over Purdue. Of his four receptions against the Boilermakers, the first three gave the Irish a first down and his fourth gave Notre Dame the victory.
- ▶ Rudolph hauled in a career-best 52-yard reception on Notre Dame's opening drive of the first quarter against Michigan State and added an eight-yard reception on the touchdown drive as well. Rudolph totaled 60 of the 84 yards on the drive.
- ▶ The 52-yard catch is the longest by an Irish tight end since John Carlson had a 62-yard grab against Michigan State on Sept. 23, 2006.
- ▶ Rudolph nearly bested his career-high in both receptions and receiving yards in the first half alone. He had four receptions for 74 yards before halftime. Rudolph's single-game high for receptions was five against Stanford on Oct. 4, 2008 and receiving yards was 78 against Hawaii on Dec. 24, 2008.
- ▶ Rudolph did set career highs with six receptions and 95 yards receiving against the Spartans.
- ▶ Rudolph was named the John Mackey Tight End Of The Week for his efforts against Michigan State.
- ▶ Rudolph had three receptions for 38 yards against Michigan. He did have a 76-yard grab nullified due to a holding penalty.
- ▶ Rudolph had four receptions for 29 yards and one touchdown in the 35-0 victory over Nevada. The touchdown was the third of his career. Two of Rudolph's grabs gave the Irish first downs, including his 19-yard TD snag on 3rd and 16.
- ▶ Rudolph exploded onto the scene in 2008. A USA Today first-team All-American and considered by most recruiting sites as the top tight end in the nation, Rudolph started all 13 games last season and became the first Notre Dame rookie tight end to ever start a season opener.
- ▶ Rudolph owns the school record for rookie tight ends in both receptions (29) and receiving yards (340).
- ▶ Here is how Rudolph's freshman season compared to four other outstanding Notre Dame rookie tight ends (Brown and McAfee each were named first team All-Americans later in their career).

Player (Year)	Rec.	Yds.	Avg.	TD
Kyle Rudolph (2008)	*29	*340	11.7	2
Ken McAfee (1974)	14	146	10.4	1
Dean Maszta (1978)	13	236	18.2	0
Derek Brown (1988)	12	150	12.5	*3
Jabari Holloway (1997)	8	144	18.0	1

* Notre Dame rookie single-season TE records

- ▶ Rudolph became the first Irish freshman tight end to record a touchdown reception in 11 years in the victory over Purdue. Jabari Holloway was the last Notre Dame tight end to do so in a 33-15 loss at Stanford in 1997. He broke the drought with his five-yard grab of a Jimmy Clausen pass in the third quarter as the Irish extended their lead to 28-14 over the Boilermakers.
- ▶ Rudolph is the first Notre Dame rookie tight end to haul in touchdown passes in consecutive weeks (Purdue and Stanford) since Derek Brown did during the 1988 season. Ironically enough, Brown also did it in victories over both Purdue and Stanford.

10

DAYNE CRIST

Canoga Park, Calif. (Notre Dame)
Birthdate: 10-9-89

Quarterback	50	6-4	235
-------------	----	-----	-----

Crist's Season/Career Highs

Carries – 4, at Purdue (9.26)
Longest Rush – 16, at Purdue (9.26)
Pass Completions – 5, at Purdue (9.26)
Longest Completion – 64, vs. Washington State (10.31)
Completion % – 100.0 (2-for-2), Nevada (9.5)
Passing YPC – 34.5, Washington State (10.31)
Interceptions – 1, Michigan State (9.19)
Rushing Yards – 16, at Purdue (9.26)
Pass Attempts – 10, at Purdue (9.26)
Passing Yards – 69, vs. Washington State (10.31)
Passing TDs – 1, vs. Washington State (10.31)
Passing YPA – 11.5, Washington State (10.31)
Passing Efficiency – 184.93, Washington State (10.31)

Crist's Career Passing Stats

Year	G-S	Comp	Att	INT	Yds	TD	LG	Pct	Avg/P	Avg/G	Effic
2009	4-0	10	20	1	130	1	64	50.0	6.5	32.5	111.1

Crist's Career Rushing Stats

Year	G-S	Att	Yds	TD	LG	Avg/C	Avg/G
2009	4-0	5	16	0	16	3.2	4.0

Crist's Game-by-Game

2009	Comp	Att	INT	Yds	TD	LG	Pct	Avg/P	Effic
NEV (9.5)	2	2	0	17	0	15	100.0	8.5	171.4
at UM (9.12)					DNP				
MSU (9.19)	1	2	1	-1	0	0	50.0	-0.5	-54.2
at PUR (9.26)	5	10	0	45	0	12	50.0	4.5	87.8
WASH (10.3)					DNP				
USC (10.17)					DNP				
BC (10.24)					DNP				
vs. WSU (10.31)	2	6	0	69	1	64	33.3	11.5	184.9
NAVY (11.7)									
at PITT (11.14)									
UCONN (11.21)									
at STAN (11.28)									

* - games started

Tidbits

- ▶ Hooked up with fellow sophomore John Goodman for a 64-yard touchdown strike with 10:01 left in the fourth quarter to give the Irish a 40-7 lead against Washington State.
- ▶ The touchdown pass was the first of his career. Interestingly enough, the touchdown pass was Crist's first since tossing a touchdown in the 2007 U.S. Army All-American game (also played in the Alamodome).
- ▶ Crist opened the second quarter at quarterback for the Irish against Purdue and promptly rushed for 16 yards on his first career rush.
- ▶ Despite attempting just one pass, Crist led the Irish to a pair of touchdown drives in the second quarter to help give Notre Dame a 17-7 halftime lead against the Boilermakers.

13

EVAN SHARPLEY

Marshall, Mich. (Marshall)
Birthdate: 11-4-86

Quarterback

SR

6-2

217

Sharpley's Career Highs

- Carries** – 10, twice
- Longest Rush** – 13, vs. Navy (11.3.07)
- Pass Completions** – 17, twice
- Longest Completion** – 43, at Purdue (9.29.07)
- Interceptions** – 1, three times
- Passing YPA** – 8.0, at Purdue (9.29.07)
- Passing Efficiency** – 146.43, at Purdue (9.29.07)
- Rushing Yards** – 3, vs. Navy (11.3.07)
- Pass Attempts** – 33, vs. USC (10.20.07)
- Passing Yards** – 208, at Purdue (9.29.07)
- Passing TDs** – 2, twice
- Completion %** – 76.9 (10-for-13), vs. Georgia Tech (9.1.07)
- Passing YPC** – 13.0, at Purdue (9.29.07)

Sharpley's Career Passing Stats

Year	G-S	Comp	Att	INT	Yds	TD	LG	Pct	Avg/P	Avg/G	Effic
2005					DNP						
2006	8-0	1	2	0	7	0	7	50.0	3.5	0.9	79.4
2007	8-2	77	140	3	736	5	43	55.0	5.3	92.0	106.7
2008	3-0	3	5	0	18	0	6	60.0	3.6	6.0	90.2
2009	1-0	0	0	0	0	0	0	0.0	0.0	0.0	0.0
Total	20-2	81	147	3	761	5	43	55.1	5.2	40.1	105.7

Tidbits

- ▶ Sharpley returned to campus for his fifth year of eligibility following an outstanding summer with the Seattle Mariners' Arizona League rookie ball club.
- ▶ Led the team in games played (37), runs scored (31), hits (44), doubles (12), home runs (seven), RBI (29), total bases (81), walks (21), slugging percentage (.614) and batting average (.333). He also ranked among the top 10 in the entire league in games played (t-1st), home runs (t-3rd), total bases (t-3rd), hits (4th), walks (t-3rd), slugging percentage (4th), OPS (4th), doubles (t-4th), on-base percentage (t-4th), runs (6th), RBI (7th) and batting (10th).
- ▶ Sharpley was selected in the 50th round of the 2009 MLB First-Year Player draft by the Mariners.
- ▶ In addition to his football responsibilities, Sharpley, who teaches five classes of geography and history at South Bend Adams High School, is spending his entire final semester at Notre Dame student-teaching.

18

DUVAL KAMARA

Jersey City, N.J. (Hoboken)
Birthdate: 3-1-89

Wide Receiver

JR

6-5

219

Kamara's Career Highs

- Receptions** – 7, Boston College (10.24.09)
- Longest Reception** – 35, at Stanford (11.24.07)
- Carries** – 1, at Michigan (9.12.09)
- Longest Rush** – 10, at Michigan (9.12.09)
- Receiving Yards** – 93, at Stanford (11.24.07)
- Receiving TDs** – 2, Navy (11.3.07)
- Rushing Yards** – 10, at Michigan (9.12.09)

Kamara's Season Highs

- Receptions** – 7, Boston College (10.24)
- Longest Reception** – 17, vs. Washington State (10.31)
- Carries** – 1, at Michigan (9.12)
- Longest Rush** – 10, at Michigan (9.12)
- Receiving Yards** – 60, Boston College (10.24)
- Receiving TDs** – 1, vs. Washington State (10.31)
- Rushing Yards** – 10, at Michigan (9.12)

Kamara's Career Receiving Stats

Year	G-S	Rec	Yds	TD	LG	Rec/G	Avg/C	Avg/G
2007	11-5	32	357	4	35	2.9	11.2	32.5
2008	13-9	20	206	1	28	1.5	10.3	15.8
2009	8-5	19	168	1	17	2.4	8.8	21.0
Total	32-19	71	731	6	35	2.2	10.3	22.8

Kamara's Game-by-Game

2009	Rec	Yds	Avg	TD	LG
NEV (9.5)	0	0	0.0	0	0
*at UM (9.12)	1	6	6.0	0	6
*MSU (9.19)	3	23	7.7	0	10
*at PUR (9.26)	3	20	6.7	0	15
WASH (10.3)	0	0	0.0	0	0
USC (10.17)	2	23	11.5	0	12
*BC (10.24)	7	60	8.6	0	12
*vs. WSU (10.31)	3	36	12.0	1	17
NAVY (11.7)					
at PITT (11.14)					
UCONN (11.21)					
at STAN (11.28)					

* - games started

Tidbits

- ▶ Notre Dame's biggest wide receiver.
- ▶ Kamara moves into the starting spot on the depth chart at the Z receiver spot following the injury to Michael Floyd.
- ▶ Registered his first touchdown of the season and sixth of his career against Washington State last week. It gave the Irish a 9-0 advantage with 14 seconds left in the opening quarter.
- ▶ Kamara recorded his career high in receptions (7) in a single game against Boston College on Oct. 24, 2009, posting his season high in yardage (60) as well.
- ▶ Kamara took a swing pass and raced 10 yards for a first down against Michigan, but was credited with his first career rush as the pass was caught behind the line of scrimmage. He also added a six-yard reception.
- ▶ Had arthroscopic surgery on right knee on Tuesday, Aug. 11 to repair cartilage and returned to full-go on Tuesday, Sept. 1.
- ▶ Set school records for receptions and receiving yards by an Irish rookie in 2007 (both marks broken in 2008 by Michael Floyd).
- ▶ Has one career multi-touchdown game.
- ▶ Key member of talented group of receivers on Irish roster that are ranked as the best in the nation by Phil Steele, second-best by Athlon and fourth by Lindy's.
- ▶ Ranked as the 22nd-best receiver in the nation by Phil Steele.

23 GOLDEN TATE



Hendersonville, Tenn. (Hendersonville)
 Birthdate: 8-2-88

Wide Receiver JR 5-11 195

Tate's Career Highs

Receptions – 11, vs. Boston College (10.24)
Longest Reception – 77, Washington (10.3.09)
Carries – 9, at Purdue (9.26.09)
Longest Rush – 33, vs. Washington State (10.31.09)
Longest Kick Return – 40, at Michigan (9.15.07)
Kick Returns – 5, twice
Punt Return Yards – 50, vs. Navy (11.15.08)
Most All-Purpose Yards – 275, Washington (10.3.09)

Receiving Yards – 244, Washington (10.3.09)
Receiving TDs – 3, vs. Hawai'i (12.24.08)
Rushing Yards – 61, vs. Washington State (10.31.09)
Rushing TDs – 1, three times
Kick Return Yards – 133, at Michigan (9.15.07)
Longest Punt Return – 42, at Boston College (11.8.08)
Punt Returns – 6, vs. Navy (11.15.08)

Tate's Season Highs

Receptions – 11, vs. Boston College (10.24)
Longest Reception – 77, Washington (10.3)
Carries – 9, at Purdue (9.26)
Longest Rush – 33, vs. Washington State (10.31)
Longest Kick Return – 24, USC (10.17)
Kick Returns – 3, twice
Punt Return Yards – 23, Michigan State (9.19)
Most All-Purpose Yards – 275, Washington (10.3)

Receiving Yards – 244, Washington (10.3)
Receiving TDs – 2, three times
Rushing Yards – 61, vs. Washington State (10.31)
Rushing TDs – 1, twice
Kick Return Yards – 62, USC (10.17)
Longest Punt Return – 23, Michigan State (9.19)
Punt Returns – 2, Michigan State (9.19)

Tate's Career Receiving Stats

Year	G-S	Rec	Yds	TD	LG	Rec/G	Avg/C	Avg/G
2007	12-2	6	131	1	43	0.5	21.8	10.9
2008	13-8	58	1080	10	69	4.5	18.6	83.1
2009	8-8	56	927	9	77	7.0	16.6	115.9
Total	33-18	120	2138	20	77	3.6	17.8	64.8

Tate's Career All-Purpose Stats

Year	Rush	RCV	PR	KR	IR	Total	Avg/G
2007	4	131	0	326	0	461	38.4
2008	37	1080	116	521	0	1754	134.9
2009	155	927	47	62	0	1191	148.9
Total	196	2138	163	909	0	3406	103.2

Tate's Game-by-Game

2009	Receiving					Rushing				
	Rec	Yds	Avg	TD	LG	Att	Yds	Avg	LG	TD
*NEV (9.5)	3	59	19.7	0	36	1	3	3.0	3	0
*at UM (9.12)	9	115	12.8	2	27	1	5	5.0	5	0
*MSU (9.19)	7	127	18.1	1	54	1	-1	-1.0	0	0
*at PUR (9.26)	5	57	11.4	0	17	9	55	6.1	15	1
*WASH (10.3)	9	244	27.1	1	77	1	31	31.0	31	0
*USC (10.17)	8	117	14.6	2	45	1	3	3.0	3	0
*BC (10.24)	11	128	11.6	2	36	1	-2	-2.0	0	0
*vs. WSU (10.31)	4	80	20.0	1	50	4	61	15.2	33	1
NAVY (11.7)										
at PITT (11.14)										
UCONN (11.21)										
at STAN (11.28)										

* - games started

Awards & Honors

- ▶ CBS Sports.com First Team Midseason All-American
- ▶ Phil Steele Preseason First Team All-American
- ▶ Maxwell Award Watch List
- ▶ Biletnikoff Award Watch List
- ▶ Lindy's #15 WR
- ▶ AT&T/ESPN All-America Player of the Week (10.8)
- ▶ College Football Performance Awards Honorable Mention Performer of the Week (9.13)
- ▶ SI.com Second Team Midseason All-American
- ▶ *Sporting News* Preseason Third Team All-American
- ▶ Biletnikoff Award Semifinalist
- ▶ Phil Steele's #6 WR
- ▶ Phil Steele's #19 PR

Tidbits

- ▶ Tate has registered five 100-yard receiving games in Notre Dame's first eight contests.
- ▶ No other FBS player has more 100-yard receiving games than Tate.

▶ Tate ranks among the top FBS receivers (among qualifiers on the NCAA receiving report) in the nation in the following categories:

Category	#	NCAA Rank	Category	#	NCAA Rank
Touchdown Receptions	9	t-2nd	Total Receiving Yards	927	3rd
Receiving Yards per Game	115.88	4th	Receptions per Game	7.00	14th
Yards per Catch	16.56	9th	Total Receptions	56	t-16th
All-Purpose Yards	148.88	18th			

▶ Tate has moved into the top-20 among active FBS wide receivers in a number of career categories.

Category	#	NCAA Rank	Category	#	NCAA Rank
Receiving TDs	20	t-17th	Receiving Yards per Game	64.8	18th
Receiving Yards per Catch	17.8	2nd			

▶ Here is where Tate ranks among the other top FBS wideouts in receiving yards per game:

	Rec.	Yds	TDs	Rec/Gm	Yds/Catch	Yds/Gm
1. Freddie Barnes, Bowling Green	99	1054	9	12.38	10.65	131.75
2. Greg Salas, Hawaii	59	977	5	7.38	16.56	122.13
3. Dezmon Briscoe, Kansas	54	841	5	7.71	15.57	120.14
4. Golden Tate, Notre Dame	56	927	9	7.00	16.55	115.88
5. Vincent Brown, San Diego State	45	778	6	6.43	17.29	111.14

▶ Tate's season is even more impressive when you consider his production increased following the injury to Notre Dame's other all-star receiver Michael Floyd against Michigan State. He has lined up at six different positions this year (X, Y, Z, RB, FB and QB) to help elude double teams. Here is a graph that compares Tate's numbers over the first two games and the first half of Michigan State (with Floyd) versus the second half of the contest with the Spartans and the last five games (without Floyd). The following graph only includes receiving yards.

	Rec	Yds	TD	Rec/Gm	Yds/Catch	Yds/Gm
With Floyd	14	184	2	5.6	13.1	73.6
Without Floyd	42	743	7	7.6	17.7	135.1

▶ Tate has already registered 34 catches that have resulted in first downs and 18 have come on a first down play. He also has 13 receptions of over 20 yards, including eight over 30 yards. Tate has now recorded 36 receptions of at least 20 yards and 25 catches have gained at least 30 yards over his career.

▶ Notre Dame implemented the Leprecat offense this season and it paid dividends on the touchdown drive late in the first quarter against Washington State. The Irish went 80 yards in six plays and 59 came on the ground out of the Leprecat formation. Tate had two carries for 43 yards on the drive, including a career-long 33-yard run.

▶ Tate capped off a 71-yard, eight play drive with a 16-yard touchdown run, again out of the Leprecat to give Notre Dame a 16-0 lead early in the second quarter over the Cougars.

▶ The rushing touchdown was his second of the season and third of his career. The touchdown was also Tate's 10th overall of the season and 22nd of his career, including both rushing and receiving.

▶ Tate hauled in a spectacular 50-yard touchdown pass on the final play of the first half to give Notre Dame a 30-7 lead against Washington State. The touchdown was Tate's first receiving score of the game, second of the game overall, ninth receiving of the season and 20th receiving of his career.

Touchdown Receptions – Season

1. Rhema McKnight	15 (2006)	1. Jeff Samardzija	27 (2003-06)
Jeff Samardzija	15 (2005)	2. Derrick Mayes	22 (1992-95)
3. Jeff Samardzija	12 (2006)	Rhema McKnight	22 (2002-06)
4. Derrick Mayes	11 (1994)	4. Golden Tate	20 (2007-)
Maurice Stovall	11 (2005)	5. Tom Gatewood	19 (1969-71)
6. Golden Tate	10 (2008)	6. Maurice Stovall	18 (2002-05)
7. Golden Tate	9 (2009)	7. Jim Seymour	16 (1966-68)
Jack Snow	9 (1964)	8. Ken MacAfee	15 (1974-77)
9. Jim Seymour	8 (1966)	9. Michael Floyd	12 (2008-)
Tom Gatewood	8 (1969)	Tim Brown	12 (1984-87)
		Bobby Brown	12 (1996-99)

Touchdown Receptions – Career

▶ Tate has registered two or more touchdowns in three consecutive games.

▶ Tate finished the game with four receptions for 80 yards and one touchdown. He failed to become the first Irish player to record four straight 100-yard games since Tom Gatewood set the school record with five consecutive 100-yard receiving games in 1970.

▶ Tate has eclipsed 120 all-purpose yards seven times in 2009 and 15 times over his Irish career.

▶ Tate moved past Jim Seymour (1966-68) into seventh place on the Irish career receiving yards list. He also moved into a tie with Tony Hunter (1979-82) for ninth place on the Notre Dame career receptions list.

Receiving Yards – Season

1. Jeff Samardzija	1249 (2005)	1. Jeff Samardzija	2593 (2003-06)
2. Maurice Stovall	1149 (2005)	2. Derrick Mayes	2512 (1992-95)
3. Tom Gatewood	1123 (1970)	3. Tim Brown	2493 (1984-87)
4. Jack Snow	1114 (1964)	4. Tom Gatewood	2283 (1969-71)
5. Golden Tate	1080 (2008)	5. Rhema McKnight	2277 (2002-06)
6. Jeff Samardzija	1017 (2006)	6. Maurice Stovall	2195 (2002-05)
7. Golden Tate	927 (2009)	7. Golden Tate	2138 (2007-)
8. Tim Brown	910 (1986)	8. Jim Seymour	2113 (1966-68)
9. Rhema McKnight	907 (2006)	9. Tony Hunter	1897 (1979-82)
10. Derrick Mayes	881 (1995)	10. Ken MacAfee	1759 (1974-77)

Receiving Yards – Career

Receptions – Season

1. Jeff Samardzija	78 (2006)	1. Jeff Samardzija	179 (2003-06)
2. Tom Gatewood	77 (1970)	2. Rhema McKnight	170 (2002-06)
Jeff Samardzija	77 (2005)	3. Tom Gatewood	157 (1969-71)

Receptions – Career

4. Maurice Stovall	69 (2005)	4. Jim Seymour	138 (1966-68)
5. Rhema McKnight	67 (2006)	5. Tim Brown	137 (1984-87)
6. Jack Snow	60 (1964)	6. Maurice Stovall	130 (2002-05)
7. Golden Tate	58 (2008)	7. Derrick Mayes	129 (1992-95)
Arnaz Battle	58 (2002)	8. Ken MacAfee	128 (1974-77)
9. Golden Tate	56 (2009)	9. Golden Tate	120 (2007-)
10. Darius Walker	56 (2006)	Tony Hunter	120 (1979-82)

► Tate was the 12th player in Irish history to ever record 3,000 career all-purpose yards. Thanks to his 141 all-purpose yards against Washington State, Tate (3,406) now stands alone in eighth place on the Notre Dame career list. He most recently passed current teammate Armando Allen (2007-).

Most Career All-Purpose Yards

	Total	Rush	Rec.	PR	KR	Year (Opponent)
1. Julius Jones	5462	3108	250	426	1678	1999-2003
2. Auty Denson	5327	4318	432	273	304	1995-98
3. Allen Pinkett	5259	4131	774	-	354	1982-85
4. Tim Brown	5024	442	2493	476	1613	1984-87
5. Raghil Ismail	4187	1015	1565	336	1271	1988-90
6. Darius Walker	4065	3249	816	-	-	2004-06
7. Vagas Ferguson	3838	3742	366	-	-	1976-79
8. Golden Tate	3406	196	2138	163	909	2007-
9. Armando Allen	3358	1447	598	66	1247	2007-
10. Johnny Lattner	3116	1724	581	307	376	1951-53

► Finished the afternoon against Boston College with a career-high 11 receptions for 128 yards. His previous high was nine receptions set twice earlier this season against Michigan and Washington. The 11 receptions were the most by an Irish receiver in the series against Boston College and the fifth-most ever by an Irish receiver in a single game.

Receptions - Game

1.	14	Maurice Stovall, vs. BYU (Oct. 22, 2005)
2.	13	Jim Seymour, vs. Purdue (Sept. 24, 1966)
3.	12	Tom Gatewood, vs. Purdue (Sept. 26, 1970)
	12	Bobby Brown, at Pittsburgh (Nov. 13, 1999)
5.	11	Golden Tate, vs. Boston College (Oct. 24, 2009)
	11	Jim Kelly, vs. Pittsburgh (Nov. 10, 1962)
7.	10	Michael Floyd, vs. Pittsburgh (Nov. 1, 2008)
	10	Arnaz Battle, vs. Pittsburgh (Oct. 12, 2002)
	10	Arnaz Battle, vs. NC State (Jan. 1, 2003)
	10	Tom Gatewood, at USC (Nov. 28, 1970)
	10	Tom Gatewood, vs. Michigan State (Oct. 4, 1969)
	10	Jim Seymour, at Michigan State (Oct. 26, 1968)
	10	Rhema McKnight, vs. Purdue (Sept. 30, 2006)

► Tate was the first Irish wideout to surpass 100 yards receiving in three consecutive games since Derrick Mayes in 1995.
 ► The 100-yard receiving game was Tate's fifth of the season and the 11th of his career. He is alone in second place on Notre Dame's all-time 100-yard receiving games list.

Games with 100 Yards - Season	Games with 100 Yards - Career		
1. Tom Gatewood, Jr.	8 (1970)	1. Tom Gatewood	13 (1969-71)
2. Maurice Stovall, Sr.	6 (2005)	2. Golden Tate	11 (2007-)
3. Golden Tate, Jr.	5 (2009)	3. Derrick Mayes	9 (1992-95)
Golden Tate, So.	5 (2008)	Jeff Samardzija	9 (2003-06)
Jeff Samardzija, Jr.	5 (2005)	5. Maurice Stovall	7 (2002-05)
6. Michael Floyd, Fr.	4 (2008)	6. Jim Seymour	6 (1966-68)
Jeff Samardzija, Sr.	4 (2006)	Tim Brown	6 (1984-87)
Tom Gatewood, So.	4 (1969)		

► Hauled in a 11-yard touchdown pass from junior QB Jimmy Clausen with 36 seconds remaining in the first half to give the Irish a 13-9 lead at halftime over Boston College.
 ► Tate hooked up with Clausen with 8:12 remaining in the fourth quarter on a 36-yard touchdown reception to give the Irish a 20-16 lead.
 ► Tate now has three games this season with multiple touchdown receptions.
 ► Tate recorded his first kickoff return of the season on the opening kick of the second half against USC. He returned it 24 yards. Tate totaled 62 yards on three kick returns on the day, moving him past Allen Rossum (1994-97) into eighth place on the Notre Dame career list for kickoff return yards with 909.

Kickoff Return Yards - Career	Total Kick/Punt Return Yards - Career		
1. Julius Jones	72-1678 (1999-2001, '03)	1. Julius Jones	2104 (1678, 426); 1999-03
2. Tim Brown	69-1613 (1984-87)	2. Tim Brown	2089 (1613, 476); 1984-87
3. Raghil Ismail	46-1271 (1988-90)	3. Vontez Duff	1955 (1230, 725); 2000-03
4. Armando Allen	54-1247 (2007-)	4. Raghil Ismail	1607 (1271, 336); 1988-90
5. Vontez Duff	47-1230 (2000-03)	5. Allen Rossum	1318 (891, 427); 1994-97
6. Tony Driver	47-1083 (1997-2000)	6. Armando Allen	1313 (1247, 66); 2007-
7. Jim Stone	49-1079 (1977-80)	7. Tony Driver	1083 (1083, 0); 1997-00
8. Golden Tate	44-909 (2007-)	8. Jim Stone	1079 (1079, 0); 1977-80
9. Allen Rossum	29-891 (1994-97)	9. Golden Tate	1072 (909, 163); 2007-
10. Emmett Mosley	30-778 (1993-96)		
Clint Johnson	27-778 (1990-93)		

► Tate hooked up with junior QB Jimmy Clausen for a 45-yard touchdown pass with 5:18 to go in the third quarter to cut the USC lead to 20-14.
 ► Tate added his second touchdown reception of the game, sixth of the season and 17th of his career with 7:28 left in regulation to cut the Trojans lead to 34-27.

► Tate registered a career-best 275 all-purpose yards against Washington. It was the most all-purpose yards by an Irish player since Tim Brown had 294 against Boston College in 1987.

Most All-Purpose Yards In Single-Game History

	Total	Rush	Rec.	PR	KR	Year (Opponent)
1. Willie Maher	361	107	-	80	174	1923 (Kalamazoo)
2. George Gipp	357	150	-	50	157	1920 (Army)
3. Tim Brown	294	15	126	21	132	1987 (Boston College)
4. Tim Brown	284	19	184	-	81	1986 (Navy)
5. Jim Seymour	276	-	276	-	-	1966 (Purdue)
6. Golden Tate	275	31	244	-	-	2009 (Washington)
Tim Brown	275	-4	72	150	57	1987 (Michigan State)
8. Raghil Ismail	268	100	24	-	144	1990 (Miami, Fla.)
9. Vagas Ferguson	263	255	8	-	-	1978 (Georgia Tech)
10. Phil Carter	257	254	3	-	-	1980 (Michigan St.)

► Tate finished the game against Washington with a career-best 244 yards receiving on a career-high tying nine receptions. The 244 yards are the third most by an FBS receiver this season.

FBS Receiving Yards - Game

Name, School	Opponent	Rec.	Yards	TDs
1. Freddie Barnes, Bowling Green	vs. Kent State	22	278	3
2. DeMarco Sampson, San Diego State	vs. Colorado State	15	257	3
3. Golden Tate, Notre Dame	vs. Washington	9	244	1
4. Stephen Williams, Toledo	vs. Ball State	10	231	2
5. Jeremy Williams, Tulane	vs. McNeese State	10	222	2

► Tate eclipsed 200 yards receiving midway through the third quarter. He became the sixth Irish wideout to ever surpass 200 yards receiving and first since Maurice Stovall against BYU in 2005.

► The 244 yards receiving are the second most in single-game Irish school history and the most since Jim Seymour set the school record with 276 yards receiving against Purdue in 1966.

Receiving Yards - Game

1. Jim Seymour	276	vs. Purdue, Sept. 24, 1966
2. Golden Tate	244	vs. Washington, Oct. 3, 2009
3. Jack Snow	217	at Wisconsin, Sept. 26, 1964
4. Bobby Brown	208	at Pittsburgh, Nov. 13, 1999
Jim Morse	208	at USC, Nov. 26, 1955
6. Maurice Stovall	207	vs. Brigham Young, Oct. 22, 2005
7. Tom Gatewood	192	vs. Purdue, Sept. 26, 1970
8. Jeff Samardzija	191	at Stanford, Nov. 26, 2005
9. Michael Floyd	189	vs. Nevada, Sept. 5, 2009
10. Tim Brown	184	vs. Navy, Nov. 1, 1986

► Tate's 27.1 yards per catch average ranked as the eighth-best in single-game Irish school history. Tate now has three of the top eight games in school history in that category.

Yards per Reception - Game (min. 4 rec.)

1. Michael Floyd	(4 for 189) 47.3	vs. Nevada, Sept. 5, 2009
2. Jim Morse	(5 for 208) 41.6	at USC, Nov. 26, 1955 (NCAA record)
3. Golden Tate	(4 for 127) 31.8	vs. Michigan, Sept. 13, 2008
4. John Carlson	(4 for 121) 30.3	at Michigan State, Sept. 23, 2006
Rhema McKnight	(4 for 121) 30.3	at Boston College, Oct. 25, 2003
6. Golden Tate	(6 for 177) 29.5	vs. Hawai'i (Hawai'i Bowl), Dec. 24, 2008
Jeff Samardzija	(6 for 177) 29.5	vs. North Carolina, Nov. 4, 2006
8. Golden Tate	(9 for 244) 27.1	vs. Washington, Oct. 3, 2009
9. Tim Brown	(7 for 184) 26.3	vs. Navy, Nov. 1, 1986
10. Tony Hunter	(5 for 131) 26.2	vs. USC, Oct. 20, 1979

► Tate ripped off a 31-yard rush on a reverse on Notre Dame's first offensive play from scrimmage against Washington. The carry was the longest of his career (besting a 24-yard reverse against Michigan State in 2008).
 ► Hauled in a 67-yard touchdown catch from Clausen with 3:27 remaining in the first half to give Notre Dame a 16-14 lead over the Huskies. The 67-yard catch was the third longest of his career.
 ► Tate and Clausen connected on the first play of the second half. The play went for 77 yards to set up another Irish field goal. It marked Tate's longest career reception.
 ► Tate was used exclusively in the leprecaun formation, in place of injured Irish running back Armando Allen, against Purdue.
 ► Tate recorded a career-high nine rushes and career-high 55 yards, including a 14-yard touchdown run with 4:43 remaining before halftime to give the Irish a 17-7 lead.
 ► The touchdown run was his first of the season and the second of his career.
 ► Tate bested his previous career-highs for carries (two at Washington in 2008) and rushing yards (24 at Michigan State in 2008) in the second quarter alone against the Boilermakers. He totaled 50 yards on six carries in the quarter.
 ► Tate also made his first career appearance in the backfield as a running back and promptly raced 15 yards on Notre Dame's touchdown drive to open the second quarter.
 ► Tate totaled 128 all-purpose yards against Purdue.
 ► Tate collected a 54-yard reception on Notre Dame's touchdown drive to open the third quarter against Michigan State. The reception for Tate was the fifth longest of his Irish career.
 ► Tate eclipsed 100 yards receiving against Michigan State for the second consecutive game.
 ► Tate hauled in a 33-yard touchdown pass from Clausen to give the Irish a 33-30 lead with 5:18 to go in the fourth quarter. The touchdown grab was Tate's third of the season and the 14th of his career.
 ► Tate hauled in nine catches for 115 yards against Michigan.
 ► Tate's nine receptions are the most by an Irish player in the all-time series with the Wolverines, besting the previous high of seven set by three different players (most recently Darius Walker in 2006).
 ► Tate also tied five other Irish players (most recently junior RB Robert Hughes in 2008) with the most touchdowns in a single game against the Wolverines in the series.

- ▶ Tate hooked up with Clausen for his 12th career touchdown reception to bring Notre Dame within four, 14-10, early in the second quarter.
- ▶ Tate added his second touchdown catch of the afternoon and 13th of his career with 9:46 to go in the fourth quarter to bring the Irish within five points at 31-26.
- ▶ Tate totaled 203 all-purpose yards (177 receiving, 17 kick, nine punt) and three touchdowns in the 49-21 rout of Hawai'i in the 2008 Hawai'i Bowl. His 177 receiving yards and three TDs were then career-bests. One of his touchdowns went for 69 yards, which was the longest play from scrimmage on the year for the Irish and then longest of Tate's career. Tate set school bowl game records for receiving yards and receiving touchdowns.
- ▶ Tate ranked 28th in the NCAA FBS in receiving yards per game (83.08) and tied for 83rd in receptions per game (4.46) in 2008.
- ▶ Tate also tied for 16th in the nation with 10 receiving touchdowns last season.
- ▶ Among players with at least 4.46 receptions per game last year, Tate ranked second in the NCAA FBS with an 18.62 yards per reception average.
- ▶ Tate became the sixth Notre Dame wideout to ever surpass 1,000 receiving yards in a single season.
- ▶ Registered 223 all-purpose yards in the home finale against Syracuse on Nov. 22, 2008. He eclipsed 185 all-purpose yards in six games in 2008.

Most All-Purpose Yards In Single-Season History

	Total	Rush	Rec.	PR	KR	Year
1. Tim Brown*	1937	254	910	75	698	1986
2. Tim Brown	1847	144	846	401	456	1987
3. Golden Tate	1754	37	1080	116	521	2008
4. Raghbir Ismail	1723	537	699	151	336	1990
5. Allen Pinkett	1682	1394	288	-	-	1983
6. Darius Walker	1658	1267	391	-	-	2006
7. Raghbir Ismail	1628	478	535	502	113	1989
8. Autry Denson	1627	1179	111	196	141	1996
9. Autry Denson	1604	1268	175	68	93	1997
10. Armando Allen	1549	585	355	66	543	2008

*Brown also holds season per game record at 176.1 (1937 in 11)

25 JONAS GRAY

Pontiac, Mich. (Detroit Country Day School)
Birthdate: 6-27-90

Halfback	50	5-10	220
----------	----	------	-----

Gray's Career Highs

- Carries** – 9, three times
- Longest Rush** – 19, twice
- Receiving Yards** – 42, at Purdue (9.26.09)
- Kickoff Returns** – 1, twice
- Longest Kickoff Return** – 5, at UNC (10.11.08)
- Rushing Yards** – 61, at Washington (10.25.08)
- Receptions** – 2, at Purdue (9.26.09)
- Longest Reception** – 23, at Purdue (9.26.09)
- Kickoff Return Yards** – 5, at UNC (10.11.08)

Gray's Season Highs

- Carries** – 9, twice
- Longest Rush** – 19, Nevada (9.5)
- Receiving Yards** – 42, at Purdue (9.26)
- Rushing Yards** – 50, Nevada (9.5)
- Receptions** – 2, at Purdue (9.26)
- Longest Reception** – 23, at Purdue (9.26)

Gray's Career Rushing Stats

Year	G-S	Att	Yds	TD	LG	Avg/C	Avg/G
2008	7-0	21	90	0	19	4.3	12.9
2009	8-1	34	119	0	19	3.5	14.9
Total	15-1	55	209	0	19	3.8	13.9

Gray's Game-by-Game

2009	Rushing					Receiving				
	Att	Yds	Avg	LG	TD	Rec	Yds	Avg	TD	LG
NEV (9.5)	9	50	5.6	19	0	1	5	5.0	0	5
at UM (9.12)	3	0	0.0	4	0	1	7	7.0	0	7
MSU (9.19)	4	24	6.0	15	0	0	0	0.0	0	0
*at PUR (9.26)	9	18	2.0	0	0	2	42	21.0	0	23
WASH (10.3)	0	0	0.0	0	0	0	0	0.0	0	0
USC (10.17)	0	0	0.0	0	0	0	0	0.0	0	0
BC (10.24)	1	6	6.0	6	0	0	0	0.0	0	0
vs. WSU (10.31)	8	29	2.6	14	0	0	0	0.0	0	0
NAVY (11.7)										
at PITT (11.14)										
UCONN (11.21)										
at STAN (11.28)										

* - games started

Tidbits

- ▶ Gray registered his first career start against Purdue replacing the injured Armando Allen.
- ▶ Gray entered the contest against the Boilermakers with only two career receptions for 12 yards, but he hauled in a then career-long 19-yard reception on Notre Dame's initial drive of the game and added a 23-yard reception on the second drive of the evening for the Irish.

32 THEO RIDDICK

Manville, N.J. (Immaculata)
Birthdate: 5-4-91

Halfback	FR	5-10	195
----------	----	------	-----

Riddick's Season/Career Highs

- Carries** – 9, vs. Washington State (10.31)
- Longest Rush** – 24, at Purdue (9.26)
- Receiving Yards** – 24, vs. Washington State (10.31)
- Kickoff Returns** – 6, Washington (10.3)
- Longest Kick Return** – 38, Michigan State (9.19)
- Rushing Yards** – 51, vs. Washington State (10.31)
- Receptions** – 3, vs. Washington State (10.31)
- Longest Reception** – 12, vs. Washington State (10.31)
- Kickoff Return Yards** – 129, Washington (10.3)
- All-Purpose Yards** – 129, Washington (10.3)

Riddick's Career Rushing Stats

Year	G-S	Att	Yds	TD	LG	Avg/C	Avg/G
2009	8-0	16	94	0	24	5.9	11.8

Riddick's Career Kickoff Return Stats

Year	G-S	No	Yds	TD	LG	Avg/R	Avg/G
2009	8-0	22	517	0	38	23.5	64.6

Riddick's Career All-Purpose Stats

Year	G-S	Rush	RCV	PR	KR	IR	Total	Avg/G
2009	8-0	94	24	0	517	0	635	79.4

Riddick's Game-by-Game

2009	Rushing					Receiving				
	Att	Yds	Avg	LG	TD	Rec	Yds	Avg	TD	LG
NEV (9.5)	5	19	3.8	9	0	0	0	0.0	0	0
at UM (9.12)	1	0	0.0	0	0	0	0	0.0	0	0
MSU (9.19)	0	0	0.0	0	0	0	0	0.0	0	0
at PUR (9.26)	1	24	24.0	24	0	0	0	0.0	0	0
WASH (10.3)	0	0	0.0	0	0	0	0	0.0	0	0
USC (10.17)	0	0	0.0	0	0	0	0	0.0	0	0
BC (10.24)	0	0	0.0	0	0	0	0	0.0	0	0
vs. WSU (10.31)	9	51	5.7	14	0	3	24	8.0	0	12
NAVY (11.7)										
at PITT (11.14)										
UCONN (11.21)										
at STAN (11.28)										

* - games started

Riddick's Game-by-Game

2009	Kick Returns				
	Att	Yds	Avg	LG	TD
NEV (9.5)	1	23	23.0	23	0
at UM (9.12)	1	23	23.0	23	0
MSU (9.19)	4	107	26.8	38	0
at PUR (9.26)	4	96	24.0	35	0
WASH (10.3)	6	129	21.5	27	0
USC (10.17)	2	48	24.0	31	0
BC (10.24)	2	50	25.0	26	0
vs. WSU (10.31)	2	41	20.5	21	0
NAVY (11.7)					
at PITT (11.14)					
UCONN (11.21)					
at STAN (11.28)					


Tidbits

- ▶ Riddick's 23.50 yards per kickoff return ranks 68th-best in the FBS. It also ranks as the 10th-best total of any true freshman kick returner in the nation.

Player	KR	KR Yds	TDs	Avg	Ret/Gm
Jesse Grandy, Mississippi	16	481	2	30.06	2.00
Warren Norman, Vanderbilt	30	852	3	28.40	3.33
Eric Stephens, Texas Tech	21	543	0	25.86	2.33
Eric Williams, Ball State	24	610	0	25.42	2.67
Onterio McCalebb, Auburn	11	272	0	24.73	1.38
Marlon McClure, UTEP	19	469	0	24.68	3.17
Quincy McDuffie, UCF	19	458	1	24.11	2.71
Kerwynn Williams, Utah State	27	643	0	23.81	3.86
Conner Vernon, Duke	11	259	0	23.55	1.57
Theo Riddick, Notre Dame	22	517	0	23.50	2.75

33 ROBERT HUGHES

Chicago, Ill. (Hubbard)
Birthdate: 6-21-89



Halfback


JR

5-11

234

34 JAMES ALDRIDGE

St. Louis, Mo. (Merrillville, Ind.)
Birthdate: 7-6-87



Fullback

SR

6-0

225

Hughes' Career Highs

Carries – 24, vs. Washington State (10.31.09)
Longest Rush – 45, at Stanford (11.24.07)
Kickoff Returns – 2, twice
Longest Kick Return – 15, Michigan State (9.22.07)
Receiving Yards – 51, Washington State (10.31.09)
All-Purpose Yards – 182, Washington State (10.31.09)

Rushing Yards – 136, at Stanford (11.24.07)
Rushing TDs – 2, Michigan (9.13.08)
Kickoff Return Yards – 18, at Purdue (9.29.07)
Receptions – 4, Washington State (10.31.09)
Longest Reception – 25, Washington (10.3.09)

Hughes' Season Highs

Carries – 24, Washington State (10.31)
Longest Rush – 37, Washington (10.3)
Receiving Yards – 51, Washington State (10.31)
All-Purpose Yards – 182, Washington State (10.31)

Rushing Yards – 131, Washington State (10.31)
Receptions – 4, Washington State (10.31)
Longest Reception – 25, Washington (10.3)

Hughes' Career Rushing Stats

Year	G-S	Att	Yds	TD	LG	Avg/C	Avg/G
2007	11-1	53	294	4	45	5.5	26.7
2008	12-3	112	382	4	18	3.4	31.8
2009	8-1	64	311	4	37	4.9	38.9
Total	31-5	229	987	12	45	4.3	31.8

Hughes' Career Receiving Stats

Year	G-S	Rec	Yds	TD	LG	Rec/G	Avg/C	Avg/G
2007	11-1	3	17	0	13	0.3	5.7	1.5
2008	12-3	14	93	0	15	1.2	6.6	7.8
2009	8-1	9	84	0	25	1.1	9.3	10.5
Total	31-5	26	194	0	25	0.8	7.5	6.3

Hughes' Game-by-Game

2009	Rushing					Receiving				
	Att	Yds	Avg	LG	TD	Rec	Yds	Avg	TD	LG
NEV (9.5)	6	20	3.3	8	0	0	0	0.0	0	0
at UM (9.12)	1	0	0.0	0	0	0	0	0.0	0	0
MSU (9.19)	0	0	0.0	0	0	1	-1	-1.0	0	-1
at PUR (9.26)	15	68	4.5	20	1	3	9	3.0	0	5
WASH (10.3)	8	70	8.8	37	1	1	25	25.0	0	25
USC (10.17)	6	17	2.8	7	1	0	0	0.0	0	0
BC (10.24)	4	5	1.2	3	0	0	0	0.0	0	0
*vs. WSU (10.31)	24	131	5.5	18	1	4	51	12.8	0	16
NAVY (11.7)										
at PITT (11.14)										
UCONN (11.21)										
at STAN (11.28)										

* - games started

Tidbits

- ▶ Gave the Irish a 23-0 lead with 4:05 left before halftime against Washington State with a one-yard touchdown plunge. The touchdown was Hughes fourth of the season and 12th of his career.
- ▶ Hughes has now registered a rushing touchdown in three of Notre Dame's last four games.
- ▶ Hughes finished the night with 131 yards on 24 carries. The 131 yards is the second-most in his career (Hughes ran for 136 against Stanford in 2007). The 24 carries was a career-best. Hughes also totaled career-bests in yards receiving (51), receptions (four) and all-purpose yards (182).
- ▶ Hughes has recorded a trio of 100-yard career rushing games and one multi-touchdown game.
- ▶ Hughes plunged ahead from two-yards out with 1:04 remaining in the first quarter to tie the score with USC, 7-7.
- ▶ Hughes recorded a career-long 25-yard reception with 14:51 remaining in the fourth quarter against Washington. He added a 37-yard rush on the same drive (the second longest carry of his career). Hughes totaled 53 yards on the 93-yard drive (which resulted in just a field goal).
- ▶ Hughes scored Notre Dame's eventual gamewinning touchdown in overtime against the Huskies and also added the two-point conversion late in the fourth quarter to give the Irish a 33-30 lead.
- ▶ Hughes capped off a 73-yard scoring drive against Purdue with a two-yard touchdown plunge with 10:43 to go before halftime to give the Irish a 10-7 lead. He had just 20 yards on seven carries entering the game, but Hughes had four carries for 37 yards on the scoring drive.
- ▶ Hughes took over the starting fullback duties for the injured James Aldridge, but when Aldridge returned to the lineup, Hughes moved back to tail back.

Aldridge's Career Highs

Carries – 32, Navy (11.3.07)
Longest Rush – 43, Michigan State (9.22.07)
Receptions – 3, at UCLA (10.6.07)
Longest Reception – 11, at UCLA (10.6.07)
Kickoff Return Yards – 15, Syracuse (11.22.08)

Rushing Yards – 125, Navy (11.3.07)
Rushing TDs – 2, at Washington (10.25.08)
Receiving Yards – 18, at UCLA (10.6.07)
Kickoff Returns – 1, Syracuse (11.22.08)
Longest Kickoff Return – 15, Syracuse (11.22.08)

Aldridge's Season Highs

Carries – 3, Nevada (9.5)
Longest Rush – 9, Nevada (9.5)

Rushing Yards – 13, Nevada (9.5)

Aldridge's Career Rushing Stats

Year	G-S	Att	Yds	TD	LG	Avg/C	Avg/G
2006	7-0	37	142	0	13	3.8	20.3
2007	11-5	121	463	0	43	3.8	42.1
2008	12-1	91	357	3	19	3.9	29.8
2009	3-0	5	15	0	9	3.0	5.0
Total	33-6	254	977	3	43	3.8	29.6

Aldridge's Career Receiving Stats

Year	G-S	Rec	Yds	TD	LG	Rec/G	Avg/C	Avg/G
2006	7-0	0	0	0	0	0.0	0.0	0.0
2007	11-5	5	30	0	11	0.5	6.0	2.7
2008	12-1	3	1	0	6	0.2	0.3	0.1
2009	3-0	0	0	0	0	0.0	0.0	0.0
Total	33-6	8	31	0	11	0.2	3.9	0.9

Aldridge's Game-by-Game

2009	Rushing					Receiving				
	Att	Yds	Avg	LG	TD	Rec	Yds	Avg	TD	LG
NEV (9.5)	3	13	4.3	9	0	0	0	0.0	0	0
at UM (9.12)						DNP - injury				
MSU (9.19)						DNP - injury				
at PUR (9.26)						DNP - injury				
WASH (10.3)						DNP - injury				
USC (10.17)	2	2	1.0	2	0	0	0	0.0	0	0
BC (10.24)						DNP				
vs. WSU (10.31)	0	0	0.0	0	0	0	0	0.0	0	0
NAVY (11.7)										
at PITT (11.14)										
UCONN (11.21)										
at STAN (11.28)										

* - games started

Tidbits

- ▶ Aldridge missed the Michigan, Michigan State, Purdue and Washington games due to an injured shoulder.
- ▶ Aldridge returned from injury against USC.
- ▶ Aldridge has eclipsed 100 rushing yards in a game twice in his career and has averaged at least 5.0 yards per carry in eight contests.
- ▶ Aldridge moved to fullback in spring drills and opens training camp as the starter.

55 ERIC OLSEN

Staten Island, N.Y. (Brooklyn Poly Prep)
 Birthdate: 6-16-88

Center/Guard SR 6-5 305

Olsen's Career Stats

Year	G-GS	Time
2006	8-0	20:45
2007	11-6	171:45
2008	13-13	348:12
2009	8-8	95:27
Total	40-27	636:09

Awards & Honors

- ▶ Irish Offensive Co-Captain
- ▶ Lombardi Award Watch List
- ▶ *Sporting News* Preseason Third Team All-American
- ▶ Phil Steele's #25 OG

Tidbits

- ▶ Olsen is one of four Irish captains.
- ▶ Fiesty and aggressive lineman has the second-longest consecutive games started streak on the roster and has started the third-most games of any Irish player on the roster.
- ▶ Started 27 consecutive contests (19 at left guard, eight at center) and played in 40 games in his career.
- ▶ One of the leaders of the offensive line and moves to center from left guard for his senior year.
- ▶ One of four returning starters on the offensive line and one of six linemen with starting experience.

59 CHRIS STEWART

Spring, Texas (Klein)
 Birthdate: 9-12-87

Offensive Guard SR 6-5 330

Stewart's Career Stats

Year	G-GS	Time
2006	DNP	
2007	6-0	46:44
2008	10-10	242:53
2009	8-8	75:11
Total	24-18	363:48

Tidbits

- ▶ Settled in nicely at offensive guard for the Irish in 2008 after bouncing around in different positions for his first two seasons.
- ▶ Began Notre Dame career as an offensive lineman but tried playing defensive line during spring of 2007 before returning to offensive line during '07 training camp.
- ▶ Played in 24 games over the past three seasons and started 18 games (10 in 2008).
- ▶ Moves from right guard to left guard in 2009 and opens the season as the starter.

72 PAUL DUNCAN

Dallas, Ga. (East Paulding)
 Birthdate: 6-18-87

Offensive Tackle SR 6-7 315

Duncan's Career Stats

Year	G-GS	Time
2005	5-0	23:45
2006	12-0	52:09
2007	12-12	301:44
2008	DNP	
2009	8-8	87:10
Total	37-20	463:48

Tidbits

- ▶ Veteran member of the offensive line and one of two players who returns for a fifth year on the offensive side of the ball.
- ▶ Enjoyed a solid spring practice and enters 2009 as the starter at left tackle.
- ▶ Started 20 of 37 career games played for the Irish including 10 starts at left tackle and 10 starts at right tackle (started 12 games in 2007).
- ▶ One of six members of the Irish offensive line in 2009 with starting experience.

74 SAM YOUNG

Coral Springs, Fla. (St. Thomas Aquinas)
 Birthdate: 6-24-87

Offensive Tackle SR 6-8 320

Young's Career Stats

Year	G-GS	Time
2006	13-13	289:17
2007	12-12	310:08
2008	13-13	380:41
2009	8-8	93:21
Total	46-46	1073:27

Awards & Honors

- ▶ Irish Leadership Committee
- ▶ Outland Trophy Watch List
- ▶ Phil Steele's #4 OT
- ▶ Phil Steele Preseason Second Team All-American
- ▶ Lombardi Award Watch List
- ▶ Lindy's #7 OT

Tidbits

- ▶ Serves on the Irish Leadership Committee.
- ▶ Notre Dame's top returning offensive lineman enters his final season with the possibility of setting the school record for most starts in a career.
- ▶ Has started all 46 games of his career and is the only Notre Dame offensive lineman to have started every game since his freshman year.
- ▶ His 46 career starts are tied for third on the all-time list for career starts at Notre Dame. Former SS Tom Zbikowski (2004-07) and Maurice Crum, Jr. (2005-09) head the list with 48 career starts.

Name	Career Starts	Career
Tom Zbikowski	48	2004-07
Maurice Crum, Jr.	48	2005-08
Sam Young	46	2006-present
Brady Quinn	46	2003-06
Ryan Harris	45	2003-06

- ▶ Became the first Irish offensive lineman to make his debut as a freshman in the season opener since freshmen regained eligibility in 1972.
- ▶ Veteran leader of the offense has more starts under his belt than any other player on the roster.
- ▶ Started 36 games at right tackle and 10 games at left tackle in his career.
- ▶ Started his first 25 games at Notre Dame, all 13 games in 2008 and the first seven games of 2009 at right tackle.
- ▶ One of four returning starters on the offensive line in 2009.

78 TREVOR ROBINSON

Elkhorn, Neb. (Elkhorn)
Birthdate: 5-16-90



Offensive Guard
SO
6-5
305

Robinson's Career Stats


Year	G-S	Time
2008	11-3	190:07
2009	8-8	88:10
Total	19-11	278:17

Tidbits

- ▶ Strong, versatile offensive lineman has already appeared in 19 games early on in his Notre Dame career.
- ▶ Registered three starts as a freshman, logging 190:07 of playing time and making 23 appearances on special teams.
- ▶ Missed spring practice while recovering from an injury but opens 2009 as the starter at right guard.

82 ROBBY PARRIS

Olmstead Falls, Ohio (St. Ignatius)
Birthdate: 12-3-87



Wide Receiver
SR
6-3
205

Parris' Career Highs

Receptions – 9, USC (10.17.09) **Receiving Yards** – 94, Boston College (10.13.07)
Longest Reception – 35, at Penn State (9.8.07) **Receiving TDs** – 1, twice

Parris' Season Highs

Receptions – 9, USC (10.17) **Receiving Yards** – 92, USC (10.17)
Longest Reception – 26, Washington (10.3) **Receiving TDs** – 1, Michigan State (9.19)

Parris' Career Stats

Year	G-S	Rec	Yds	TD	LG	Rec/G	Avg/C	Avg/G
2006	6-0	1	7	0	7	0.2	7.0	1.2
2007	12-4	29	361	1	35	2.4	12.4	30.1
2008	7-0	9	50	0	12	1.3	5.6	7.1
2009	7-4	17	182	1	26	2.4	10.7	26.0
Total	32-8	56	600	2	35	1.8	10.7	18.8

Parris' Game-by-Game

2009	Rec	Yds	Avg	TD	LG
NEV (9.5)	1	10	10.0	0	10
at UM (9.12)	0	0	0.0	0	0
*MSU (9.19)	3	16	5.3	1	6
at PUR (9.26)	1	15	15.0	0	15
*WASH (10.3)	2	46	23.0	0	26
*USC (10.17)	9	92	10.2	0	25
*BC (10.24)	1	3	3.0	0	3
vs. WSU (10.31)			DNP - injury		
NAVY (11.7)					
at PITT (11.14)					
UCONN (11.21)					
at STAN (11.28)					

* - games started

Tidbits

- ▶ Parris missed the Washington State game due to an injury.
- ▶ Parris hauled in a career-high nine receptions against USC. He also registered 92 yards receiving, which is the second-most in his career. Parris has registered four first down receptions on third down plays. In fact, of his 16 catches this season, six have produced an Irish first down on third or fourth down, including a trio of third or fourth or 10+ plays.
- ▶ Parris had two receptions for 46 yards in the victory over Washington. He had a pair of 20+ yard catches, including a 26-yard grab.

- ▶ Recorded his first touchdown reception of 2009 and the second of his career against Michigan State. His touchdown gave the Irish a 23-17 lead with 11:49 to go in the third quarter.
- ▶ Parris had just one catch against Purdue, but it could not have come at a better time. He hauled in a 15-yard reception on third down and 14 to give the Irish a critical first down on their gamewinning drive in the waning minutes.

83 MIKE RAGONE

Camden, N.J. (Camden Catholic)
Birthdate: 2-18-88



Tight End
JR
6-5
251

Ragone's Career Highs

Receptions – 1, twice **Receiving Yards** – 7, Navy (11.3.07)
Longest Reception – 7, Navy (11.3.07)

Ragone's Career Stats

Year	G-S	Rec	Yds	TD	LG	Rec/G	Avg/C	Avg/G
2007	11-0	1	7	0	7	0.1	7.0	0.6
2008	DNP							
2009	8-3	1	6	0	6	0.1	6.0	0.8
Total	19-3	2	13	0	7	0.1	6.5	0.7

Ragone's Game-by-Game

2009	Rec	Yds	Avg	TD	LG
*NEV (9.5)	0	0	0.0	0	0
at UM (9.12)	0	0	0.0	0	0
MSU (9.19)	0	0	0.0	0	0
*at PUR (9.26)	0	0	0.0	0	0
WASH (10.3)	0	0	0.0	0	0
USC (10.17)	0	0	0.0	0	0
BC (10.24)	0	0	0.0	0	0
*vs. WSU (10.31)	1	6	6.0	0	6
NAVY (11.7)					
at PITT (11.14)					
UCONN (11.21)					
at STAN (11.28)					

* - games started

Tidbits

- ▶ Made an incredible hustle to play to deny Washington State two points. Ragone chased down a Cougar some 85 yards following a blocked Irish extra-point attempt.
- ▶ Made first career start against Nevada in the season opener.
- ▶ Has made 24 special teams appearances in 2009.

2 DARRIN WALLS



Pittsburgh, Pa. (Woodland Hills)
 Birthdate: 6-20-88

Cornerback SR 6-2 190

Walls' Career Highs

Total Tackles – 7, at Michigan (9.12.09)
Assisted Tackles – 4, Duke (11.17.07)
Interceptions – 1, twice
INT Return TD – 73, at Penn State (9.8.07)
Pass Breakups – 2, twice

Solo Tackles – 4, twice
Tackles For Loss – 2.0, Navy (11.3.07)
Longest INT Return – 73, at Penn State (9.8.07)
Forced Fumbles – 1, twice

Walls' Season Highs

Total Tackles – 7, at Michigan (9.12)
Assisted Tackles – 3, at Michigan (9.12)
Pass Breakups – 1, four times
Longest INT Return – 2, at Purdue (9.26)

Solo Tackles – 4, at Michigan (9.12)
Tackles For Loss – 1.0, at Michigan (9.12)
Interceptions – 1, at Purdue (9.26)

Walls' Career Stats

Year	G-S	Tackles				Fumbles				
		TT	UT	AT	TFL	Scks	FF	FR	PBU	INT
2006	8-2	4	4	0	0.0-0	0.0-0	0	0-0	1	0-0
2007	12-11	32	23	9	2.5-17	0.0-0	2	0-0	9	1-73
2008					DNP					
2009	8-5	17	11	6	1.0-1	0.0-0	0	0-0	4	1-2
Total	28-18	53	38	15	3.5-18	0.0-0	2	0-0	14	2-75

Year	No.	Kickoff			Punt					
		Yards	Avg.	TD	LG	No.	Yards	Avg.	TD	LG
2006	5	84	16.8	0	28	0	0	0.0	0	0

Walls' Game-by-Game

2009	TT	UT	AT	TFL	Scks	FF	FR	PBU	INT
NEV (9.5)	0	0	0	0.0-0	0.0-0	0	0	0	0
*at UM (9.12)	7	4	3	1.0-1	0.0-0	0	0	1	0
*MSU (9.19)	2	2	0	0.0-0	0.0-0	0	0	1	0
*at PUR (9.26)	2	1	1	0.0-0	0.0-0	0	0	0	1-2
*WASH (10.3)	1	1	0	0.0-0	0.0-0	0	0	0	0
*USC (10.17)	4	2	2	0.0-0	0.0-0	0	0	1	0
BC (10.24)	1	1	0	0.0-0	0.0-0	0	0	1	0
vs. WSU (10.31)	0	0	0	0.0-0	0.0-0	0	0	0	0
NAVY (11.7)									
at PITT (11.14)									
UCONN (11.21)									
at STAN (11.28)									

* – games started

Tidbits

- ▶ One of the top defensive players on the Irish roster looks to continue his growth from his first two years of action.
- ▶ Started at left cornerback as a sophomore (2007) and was used in nickel situations during freshman season (2006) before leaving school for personal reasons in 2008.
- ▶ Walls registered his first interception of 2009 and the second of his career on a key fourth down stop against Purdue.
- ▶ Set a career-high with seven tackles against Michigan. Walls also equaled his career-best total for solo stops with four.

5 MANTI TE'O



Laie, Hawai'i (Punahou)
 Birthdate: 1-26-91

Linebacker FR 6-2 244

Te'o's Career/Season Highs

Total Tackles – 10, Washington (10.3)
Assisted Tackles – 8, Washington (10.3)
Sacks – 1.0, at Purdue (9.26)

Solo Tackles – 4, USC (10.17)
Tackles For Loss – 2.5, Boston College (10.24)

Te'o's Career Stats

Year	G-S	Tackles				Fumbles				
		TT	UT	AT	TFL	Scks	FF	FR	PBU	INT
2009	8-6	36	14	22	4.5-24	1.0-12	0	0-0	1	0-0

Te'o's Game-by-Game

2009	TT	UT	AT	TFL	Scks	FF	FR	PBU	INT
NEV (9.5)	2	2	0	0.0-0	0.0-0	0	0	0	0
*at UM (9.12)	2	1	1	1.0-2	0.0-0	0	0	0	0
MSU (9.19)	1	0	1	0.0-0	0.0-0	0	0	0	0
*at PUR (9.26)	1	1	0	1.0-12	1.0-12	0	0	0	0
*WASH (10.3)	10	2	8	0.0-0	0.0-0	0	0	0	0
*USC (10.17)	8	4	4	0.0-0	0.0-0	0	0	0	0
*BC (10.24)	9	2	7	2.5-10	0.0-0	0	0	1	0
*vs. WSU (10.31)	3	2	1	0.0-0	0.0-0	0	0	0	0
NAVY (11.7)									
at PITT (11.14)									
UCONN (11.21)									
at STAN (11.28)									

* – games started

Tidbits

- ▶ Te'o has recorded 36 tackles this season, including 30 in the last four games (all starts). With four more tackles this year, he would become the 10th freshman to ever register 40 tackles in a single season. Here is that exclusive list:

Tackles - Season - Freshman


1. Bob Golic, LB	1975	82
2. Ross Browner, DE	1973	68
3. Mike Kovaleski, LB	1983	62
4. Randy Harrison, FS	1974	57
5. Kory Minor, LB	1995	47
*Steve Niehaus, DT	1972	47
7. Ian Williams, DT	2007	45
8. Mark Zavagnin, LB	1979	43
Tim Marshall, DT	1980	43
-- Manti Te'o, LB	2009	36

*played just four games before injury ended season

- ▶ Te'o has recorded 30 tackles since becoming a full-time starter against Washington, leading the team over the four-game span.
- ▶ Te'o made nine tackles, including 2.5 for loss, and even added his first career pass breakup in the victory over Boston College.
- ▶ Te'o registered eight tackles, four solo, in the loss to USC. He has totaled 27 tackles, 9.0 per game, over his last three outings.
- ▶ Te'o recorded a career-best 10 tackles in the victory over Washington. He became the first Irish freshman to record 10 or more tackles since Ian Williams had 11 against Navy in 2007.
- ▶ Te'o registered a solo tackle on his first career defensive play against Nevada.
- ▶ Te'o collected his first career start in an Irish uniform against Michigan. He became the first Notre Dame freshman to start at linebacker since Brian Smith in 2007. Te'o picked up his first tackle for loss against the Wolverines.
- ▶ Te'o recorded his first career sack with 16 seconds left deep in Purdue territory to help secure Notre Dame's 24-21 victory over the Boilermakers.

8

RAESHON MCNEIL



Cooleemee, N.C. (Davie County)
Birthdate: 12-25-87

Cornerback

SR

6-0

190

McNeil's Career Highs

Total Tackles – 6, twice
Assisted Tackles – 4, Syracuse (11.22.08)
Sacks – 1.0, at Stanford (11.24.07)
INT Return Yards – 47, Pittsburgh (11.8.08)
Pass Breakups – 3, at Boston College (11.8.08)

Solo Tackles – 5, at North Carolina (10.11.08)
Tackles For Loss – 1.0, at Stanford (11.24.07)
Interceptions – 2, Pittsburgh (11.8.08)
Longest INT Return – 43, Pittsburgh (11.8.08)

McNeil's Season Highs

Total Tackles – 5, at Michigan (9.12)
Assisted Tackles – 1, twice
Solo Tackles – 4, at Michigan (9.12)

McNeil's Career Stats

Year	G-S	Tackles				Fumbles				PBU	INT
		TT	UT	AT	TFL	Scks	FF	FR	FR		
2006	11-0	4	2	2	0.0-0	0.0-0	0	0-0	0	0	0-0
2007	11-1	9	6	3	1.0-10	1.0-10	0	0-0	3	0-0	
2008	13-13	41	28	13	0.0-0	0.0-0	0	0-0	11	2-47	
2009	8-1	8	6	2	0.0-0	0.0-0	0	0-0	0	0-0	
Total	43-15	62	42	20	1.0-10	1.0-10	0	0-0	14	2-47	

McNeil's Game-by-Game

2009	TT	UT	AT	TFL	Scks	FF	FR	PBU	INT
*NEV (9.5)	0	0	0	0.0-0	0.0-0	0	0	0	0
at UM (9.12)	5	4	1	0.0-0	0.0-0	0	0	0	0
MSU (9.19)	0	0	0	0.0-0	0.0-0	0	0	0	0
at PUR (9.26)	0	0	0	0.0-0	0.0-0	0	0	0	0
WASH (10.3)	1	0	1	0.0-0	0.0-0	0	0	0	0
USC (10.17)	0	0	0	0.0-0	0.0-0	0	0	0	0
BC (10.24)	1	1	0	0.0-0	0.0-0	0	0	0	0
vs. WSU (10.31)	1	1	0	0.0-0	0.0-0	0	0	0	0
NAVY (11.7)									
at PITT (11.14)									
UConn (11.21)									
at STAN (11.28)									

* - games started

Tidbits

- ▶ McNeil saw his starting streak of 14 consecutive games come to an end against Michigan. He had started every game for the Irish since the season opener of 2008.
- ▶ Ranks 11th all-time in passes broken up following stellar 2008 campaign where he recorded the third-most breakups in a season in school history.
- ▶ McNeil registered the most PBUs by an Irish player since Dave Waymer had 12 in 1978.

Passes Broken Up - Season

1.	Clarence Ellis	13 (1969)
2.	Dave Waymer	12 (1978)
3.	Raeshon McNeil	11 (2008)
	Tom Schoen	11 (1967)
	Luther Bradley	11 (1973)
6.	Dennis Phillips	10 (1963)
	Tony Carey	10 (1964)
	Tom Longo	10 (1964)
	David Martin	10 (1966)
	Thomas O'Leary	10 (1966)
	Ralph Stepaniak	10 (1969)

- ▶ Quality special teams player for the Irish who has made 205 special-teams appearances.
- ▶ McNeil led Notre Dame in 2008 with 11 pass breakups, including two in the victory over Michigan, and 13 passes defended (11 PBUs and two INT).
- ▶ McNeil recorded three pass breakups in the loss at Boston College on Nov. 8, 2008. The three PBUs were the most in a game for the Irish in the Weis era. In fact, it is the most by an Irish player since Shane Walton and Gerome Sapp each had three against Florida State on Oct. 26, 2002.

▶ Among returning defensive backs heading into the 2009 season, McNeil registered the 12th most passes broken up in 2008. Here is that list:

Rank	Player, School	Pos.	Cl.	GP	PBU
1.	Alterraun Verner, UCLA	DB	JR	12	18
2.	Brandon Brinkley, Houston	DB	JR	13	15
	Darian Hagan, California	DB	SO	13	15
4.	Jaiurus Byrd, Oregon	DB	JR	13	14
	Syd'Quan Thompson, California	DB	JR	13	14
	Traye Simmons, Minnesota	DB	JR	13	14
7.	Devin Ross, Arizona	DB	JR	13	13
8.	Joshua Moore, Kansas St.	DB	SO	12	12
	David Pender, Purdue	DB	JR	12	12
	Nick Sanders, TCU	DB	JR	13	12
	Joe Haden, Florida	DB	SO	14	12
12.	Raeshon McNeil, Notre Dame	DB	JR	13	11

9

ETHAN JOHNSON



Portland, Ore. (Lincoln)
Birthdate: 12-18-89

Defensive Tackle

SO

6-4

280

Johnson's Career Highs

Total Tackles – 5, twice
Assisted Tackles – 3, Michigan State (9.19.09)
Tackles For Loss – 2.0, twice
Pass Breakups – 2, at Michigan State (9.20.08)
Forced Fumbles – 1, Washington (10.3.09)

Solo Tackles – 5, at USC (11.29.08)
QB Hurries – 2, twice
Sacks – 2.0, vs. Hawai'i (12.24.08)
Blocked Kicks – 1, Michigan State (9.19.09)
Fumble Recovery – 1, twice

Johnson's Season Highs

Total Tackles – 5, Washington (10.3)
Assisted Tackles – 3, Michigan State (9.19)
Sacks – 1.5, vs. Washington State (10.31)
Pass Breakups – 1, USC (10.17)
Fumble Recovery – 1, twice
Solo Tackles – 3, twice
Tackles For Loss – 2.0, Washington (10.3)
Blocked Kicks – 1, Michigan State (9.19)
Forced Fumbles – 1, Washington (10.3)
QB Hurries – 2, twice

Johnson's Career Stats

Year	G-S	Tackles				Fumbles				PBU	INT
		TT	UT	AT	TFL	Scks	FF	FR	FR		
2008	13-4	18	9	9	5.0-21	3.5-17	0	0-0	2	0-0	
2009	8-8	22	10	12	5.0-27	3.0-22	1	2-0	1	0-0	
Total	21-12	40	19	21	10.0-48	6.5-39	1	2-0	3	0-0	

Johnson's Game-by-Game

2009	TT	UT	AT	TFL	Scks	FF	FR	PBU	INT
*NEV (9.5)	2	1	1	0.0-0	0.0-0	0	0	0	0
at UM (9.12)	4	3	1	1.0-4	0.0-0	0	0	0	0
*MSU (9.19)	3	0	3	0.0-0	0.0-0	0	0	0	0
*at PUR (9.26)	2	2	0	0.0-0	0.0-0	0	1	0	0
*WASH (10.3)	5	3	2	2.0-7	1.0-6	1	0	0	0
*USC (10.17)	2	0	2	0.5-2	0.5-2	0	0	1	0
*BC (10.24)	1	0	1	0.0-0	0.0-0	0	1	0	0
*vs. WSU (10.31)	3	1	2	1.5-14	1.5-14	0	0	0	0
NAVY (11.7)									
at PITT (11.14)									
UConn (11.21)									
at STAN (11.28)									

* - games started

Tidbits

- ▶ Johnson put together one of his better performances of the season in the rout of Washington State. He totaled three tackles, including 1.5 for loss. Johnson also added 1.5 sacks.
- ▶ Johnson collected 11 tackles over Notre Dame's first four games, but just one for loss. Over the last four games, he has 11 tackles, but four for loss, including three sacks. Johnson has a sack in three of the last four games for the Irish.
- ▶ Johnson picked up another sack, this time assisted, in the loss to USC.
- ▶ Johnson recorded a season-high five tackles, including three solo and two for loss, in the victory over Washington. He also added his first sack of the season. Johnson even chipped in with his first career forced fumble.
- ▶ Johnson registered his first fumble recovery on Purdue's final drive to secure the 24-21 Irish victory.
- ▶ Johnson recorded his first career blocked kick on Michigan State's extra-point attempt with 1:24 remaining in the third quarter. It was the first blocked kick for the Irish since Trevor Laws blocked a Stanford field goal on Nov. 24, 2007.
- ▶ Came into his own toward the end of the 2008 campaign tallying seven tackles and three sacks in the final two games.
- ▶ Slides to defensive tackle in 2009 and opens atop the depth chart.
- ▶ Johnson was very active against Michigan. He registered four tackles, three solo, and one for loss.

12 ROBERT BLANTON



Matthews, N.C. (Butler)
 Birthdate: 9-7-89

Cornerback 50 6-1 185

Blanton's Career Highs

Total Tackles – 8, at Purdue (9.26.09)
Assisted Tackles – 4, Boston College (10.24.09)
Interceptions – 1, four times
INT Return TD – 47, Purdue (9.27.08)
Solo Tackles – 7, at USC (11.29.08)
Tackles For Loss – 1.0, three times
Longest INT Return – 47, Purdue (9.27.08)
Pass Breakups – 1, five times

Blanton's Season Highs

Total Tackles – 8, at Purdue (9.26)
Assisted Tackles – 4, Boston College (10.24)
Longest INT Return – 0, twice
Solo Tackles – 5, at Purdue (9.26)
Interceptions – 1, twice
Pass Breakups – 1, twice

Blanton's Career Stats

Year	G-S	Tackles				Fumbles					INT
		TT	UT	AT	TFL	Scks	FF	FR	PBU		
2008	12-4	33	26	7	3.0-14	0.0-0	0	0-0	3	2-47	
2009	8-7	31	17	14	0.0-0	0.0-0	0	0-0	2	2-0	
Totals	20-11	64	43	21	3.0-14	0.0-0	0	0-0	5	4-47	

Blanton's Game-by-Game

2009	TT	UT	AT	TFL	Scks	FF	FR	PBU	INT
*NEV (9.5)	2	2	0	0.0-0	0.0-0	0	0	0	1-0
*at UM (9.12)	3	2	1	0.0-0	0.0-0	0	0	0	0
*MSU (9.19)	5	2	3	0.0-0	0.0-0	0	0	0	0
*at PUR (9.26)	8	5	3	0.0-0	0.0-0	0	0	0	0
*WASH (10.3)	4	2	2	0.0-0	0.0-0	0	0	0	0
USC (10.17)	4	3	1	0.0-0	0.0-0	0	0	1	0
*BC (10.24)	4	0	4	0.0-0	0.0-0	0	0	0	0
*vs. WSU (10.31)	1	1	0	0.0-0	0.0-0	0	0	1	1-0
NAVY (11.7)									
at PITT (11.14)									
UCONN (11.21)									
at STAN (11.28)									

* - games started

Tidbits

- ▶ Blanton's streak of nine consecutive starts came to an end against USC, but he still recorded four tackles, three solo, and a pass-breakup in the defeat.
- ▶ Blanton returned a Curtis Painter throw 47 yards for a touchdown against Purdue on Sept. 27, 2008.
- ▶ Blanton registered a career-high eight tackles in the victory over Purdue. The eight tackles bested his previous career high of seven set last season against USC.
- ▶ Has appeared on special-teams units 63 times.

17 ZEKE MOTTA



Vero Beach, Fla. (Vero Beach)
 Birthdate: 5-14-90

Safety FR 6-2 215

Motta's Season/Career Highs

Total Tackles – 4, vs. Washington State (10.31)
Assisted Tackles – 3, vs. Washington State (10.31)
Sacks – 0.5, vs. Washington State (10.31)
Solo Tackles – 2, Michigan State (9.19)
Tackles For Loss – 0.5, vs. Washington State (10.31)
QB Hurries – 1, vs. Washington State (10.31)

Motta's Career Stats

Year	G-S	Tackles				Fumbles				
		TT	UT	AT	TFL	Scks	FF	FR	PBU	INT
2009	8-0	10	6	4	0.5-1	0.5-1	0	0-0	0	0

Motta's Game-by-Game

2009	TT	UT	AT	TFL	Scks	FF	FR	PBU	INT
NEV (9.5)	0	0	0	0.0-0	0.0-0	0	0	0	0
at UM (9.12)	1	1	0	0.0-0	0.0-0	0	0	0	0
MSU (9.19)	3	2	1	0.0-0	0.0-0	0	0	0	0
at PUR (9.26)	0	0	0	0.0-0	0.0-0	0	0	0	0
WASH (10.3)	1	1	0	0.0-0	0.0-0	0	0	0	0
USC (10.17)	1	1	0	0.0-0	0.0-0	0	0	0	0
BC (10.24)	0	0	0	0.0-0	0.0-0	0	0	0	0
vs. WSU (10.31)	4	1	3	0.5-1	0.5-1	0	0	0	0
NAVY (11.7)									
at PITT (11.14)									
UCONN (11.21)									
at STAN (11.28)									

* - games started

Tidbits

- ▶ Motta serves on all four Irish special teams units.
- ▶ Made a career-high four total tackles, three assisted tackles, 0.5 tackles for loss, 0.5 sacks and a QB hurry in the rout of Washington State.
- ▶ Motta is tied with Leonard Gordon for third on the Irish with seven total special teams tackles.
- ▶ Motta is tied with three other players for second on Notre Dame with seven kickoff return tackles.

22 HARRISON SMITH



Knoxville, Tenn. (Knoxville Catholic)
 Birthdate: 1-2-89

Safety JR 6-2 207

Harrison Smith's Career Highs

Total Tackles – 11, at Michigan (9.12.09)
Assisted Tackles – 7, at Michigan (9.12.09)
Sacks – 2.0, at Washington (10.25.08)
Forced Fumbles – 1, Boston College (10.24.09)
Rushing Yards – 35, at Washington (10.25.08)
Solo Tackles – 7, at Boston College (11.8.08)
Tackles For Loss – 2.0, at Washington (10.25.08)
Pass Breakups – 2, twice
Carries – 1, twice
Longest Rush – 35, at Washington (10.25.08)

Harrison Smith's Season Highs

Total Tackles – 11, at Michigan (9.12)
Assisted Tackles – 7, at Michigan (9.12)
Pass Breakups – 1, twice
Solo Tackles – 5, twice
Tackles For Loss – 1.5, at Michigan (9.12)
Forced Fumbles – 1, Boston College (10.24)

Harrison Smith's Career Stats

Year	G-S	Tackles				Fumbles				
		TT	UT	AT	TFL	Scks	FF	FR	PBU	INT
2007					DNP					
2008	13-9	57	39	18	8.5-39	3.5-26	0	0-0	7	0-0
2009	8-8	40	21	19	2.5-3	0.0-0	1	0-0	2	0-0
Total	21-17	97	60	37	11.0-42	3.5-26	1	0-0	9	0-0

Harrison Smith's Game-by-Game

2009	TT	UT	AT	TFL	Scks	FF	FR	PBU	INT
*NEV (9.5)	6	5	1	0.0-0	0.0-0	0	0	0	0
*at UM (9.12)	11	4	7	1.5-2	0.0-0	0	0	0	0
*MSU (9.19)	7	5	2	0.0-0	0.0-0	0	0	0	0
*at PUR (9.26)	2	0	2	0.0-0	0.0-0	0	0	0	0
*WASH (10.3)	6	4	2	0.0-0	0.0-0	0	0	0	0
*USC (10.17)	4	1	4	0.0-0	0.0-0	0	0	1	0
*BC (10.24)	4	2	2	1.0-1	0.0-0	1	0	0	0
*vs. WSU (10.31)	0	0	0	0.0-0	0.0-0	0	0	1	0
NAVY (11.7)									
at PITT (11.14)									
UCONN (11.21)									
at STAN (11.28)									


* - games started

Tidbits

- ▶ Outstanding athlete who played in 13 games in 2008 and registered nine starts at LB.
- ▶ Opened 2009 at free safety, where he originally started his Irish career, but moved back to SAM linebacker the last two games.
- ▶ Smith recorded a career-best 11 tackles against Michigan. He also chipped in with 1.5 tackles for loss.

26 JAMORIS SLAUGHTER

Stone Mountain, Ga. (Tucker)
Birthdate: 12-22-89



Cornerback

SO

6-0

185

Slaughter's Season/Career Highs
Total Tackles – 4, vs. Washington State (10.31) **Solo Tackles** – 3, vs. Washington State (10.31)
Assisted Tackles – 1, twice

Slaughter's Career Stats

Year	G-S	Tackles			Fumbles			FR	PBU	INT
		TT	UT	AT	TFL	Scks	FF			
2009	8-1	12	10	2	0.0-0	0.0-0	0	0-0	0	0

Slaughter's Game-by-Game


2009	TT	UT	AT	TFL	Scks	FF	FR	PBU	INT
NEV (9.5)	2	2	0	0.0-0	0.0-0	0	0	0	0
at UM (9.12)	1	1	0	0.0-0	0.0-0	0	0	0	0
MSU (9.19)	1	1	0	0.0-0	0.0-0	0	0	0	0
at PUR (9.26)	0	0	0	0.0-0	0.0-0	0	0	0	0
WASH (10.3)	1	1	0	0.0-0	0.0-0	0	0	0	0
USC (10.17)	0	0	0	0.0-0	0.0-0	0	0	0	0
BC (10.24)	3	2	1	0.0-0	0.0-0	0	0	0	0
*vs. WSU (10.31)	4	3	1	0.0-0	0.0-0	0	0	0	0
NAVY (11.7)									
at PITT (11.14)									
UCONN (11.21)									
at STAN (11.28)									

* – games started

Tidbits
 ▶ Slaughter recorded his first career start for Notre Dame.
 ▶ Slaughter ranks eighth on the Irish in total special teams tackles (five) and tied for sixth in kickoff return tackles (five).

28 KYLE MCCARTHY

Youngstown, Ohio (Cardinal Mooney)
Birthdate: 9-30-86



Safety

SR

6-1

210

Kyle McCarthy's Career Highs
Total Tackles – 15, Pittsburgh (11.1.08) **Solo Tackles** – 10, San Diego State (9.6.08)
Assisted Tackles – 8, twice **Tackles For Loss** – 2.0, Pittsburgh (11.1.08)
Forced Fumbles – 1, twice **Pass Breakups** – 2, Michigan State (9.19.09)
Interceptions – 2, Boston College (10.24.09) **Longest INT Return** – 23, Nevada (9.5.09)

Kyle McCarthy's Season Highs

Total Tackles – 12, Washington (10.3)	Solo Tackles – 7, three times
Assisted Tackles – 5, Washington (10.3)	Tackles For Loss – 1.0, twice
Interceptions – 2, Boston College (10.24)	Longest INT Return – 23, Nevada (9.5)
Pass Breakups – 2, Michigan State (9.19)	

Kyle McCarthy's Career Stats

Year	G-S	Tackles			Fumbles			FR	PBU	INT
		TT	UT	AT	TFL	Scks	FF			
2005					DNP					
2006	13-0	9	6	3	0.0-0	0.0-0	0	0-0	0	0-0
2007	12-1	20	11	9	0.0-0	0.0-0	1	0-0	1	1-0
2008	13-13	110	64	46	3.5-12	0.0-0	1	0-0	1	2-18
2009	8-8	63	40	23	2.0-2	0.0-0	0	0-0	4	5-90
Total	46-22	202	121	81	5.5-14	0.0-0	2	0-0	6	8-108

Awards & Honors
 ▶ Irish Defensive Captain ▶ 2009 Bednarik Watch List
 ▶ Irish Leadership Committee ▶ Phil Steele's #21 SS

Kyle McCarthy's Game-by-Game

2009	TT	UT	AT	TFL	Scks	FF	FR	PBU	INT
*NEV (9.5)	9	7	2	0.0-0	0.0-0	0	0	0	1-23
*at UM (9.12)	9	5	4	1.0-1	0.0-0	0	0	0	1-20
*MSU (9.19)	9	7	2	0.0-0	0.0-0	0	0	2	1-20
*at PUR (9.26)	10	6	4	0.0-0	0.0-0	0	0	0	0
*WASH (10.3)	12	7	5	0.0-0	0.0-0	0	0	1	0
*USC (10.17)	5	3	2	0.0-0	0.0-0	0	0	0	0
*BC (10.24)	5	2	3	0.0-0	0.0-0	0	0	0	2-27
*vs. WSU (10.31)	4	3	1	1.0-1	0.0-0	0	0	1	0
NAVY (11.7)									
at PITT (11.14)									
UCONN (11.21)									
at STAN (11.28)									

* – games started

Tidbits
 ▶ McCarthy is one of four Irish captains.
 ▶ McCarthy ranks tied for fifth in the FBS with five interceptions in 2009.

	INTs	INT Ret. Yds	TDs	INT/Gm
1. DeAndre McDaniel, Clemson	7	155	1	.88
1. Rahim Moore, UCLA	7	73	0	.88
3. Earl Thomas, Texas	6	127	2	.75
4. Tyler Sash, Iowa	6	203	1	.67
5. Kyle McCarthy, Notre Dame	5	90	0	.63
Robert Johnson, Utah	5	139	1	.63

▶ McCarthy is the only player in the FBS that ranks among the top-100 in the FBS in interceptions, total tackles and solo tackles. In fact, he ranks fifth, 84th and 44th, respectively, in those categories.
 ▶ McCarthy has picked off a pass in five of Notre Dame's last 10 games.
 ▶ McCarthy ranks 20th in the FBS in tackles per game (7.88) by a defensive back. He also ranks tied for 13th in the FBS in solo tackles per game (5.00) by a defensive back.
 ▶ McCarthy also ranks third among all strong safeties in the FBS in total tackles and solo tackles per game in 2009. Here are those lists:

Total Tackles Per Game (Strong Safeties)

Name, School	Solo	Asst.	Total	TPG
Chinonso Echebelem, Tulane	45	34	79	9.88
Shamiel Gary, Wyoming	27	34	61	8.71
Kyle McCarthy, Notre Dame	40	23	63	7.88

Solo Tackles Per Game (Strong Safeties)

Name, School	Solo	TPG
Chinonso Echebelem, Tulane	45	5.63
Max Suter, Syracuse	43	5.38
Kyle McCarthy, Notre Dame	40	5.00

▶ McCarthy ranks seventh on the Notre Dame career list for tackles by a defensive back.

Tackles - Career - Defensive Back

1. Tom Zbikowski	300 (2004-07)
2. Jim Browner	228 (1976-78)
3. A'Jani Sanders	225 (1996-99)
4. David Bruton	214 (2005-08)
5. Brian Magee	206 (1992-95)
6. Deke Cooper	203 (1997-99)
7. Kyle McCarthy	202 (2005-)
8. Jeff Burris	189 (1991-93)
9. Stacey Toran	184 (1980-83)
John Covington	184 (1990-93)

▶ McCarthy recorded his first multi-interception day when he picked off two Boston College passes on Oct. 24, 2009.
 ▶ McCarthy registered a game and team-high 12 tackles in the victory over Washington. It marked the eighth time over his career in which he has led the Irish in tackles. McCarthy has now registered 10 or more tackles in a game six different times over his career.
 ▶ McCarthy added a critical pass break-up on the game's final play of overtime. He dislodged the ball from a Washington wideout at the Irish one-yard line on fourth down.
 ▶ McCarthy recorded a team-high and game-high tying 10 tackles against Purdue.
 ▶ McCarthy still ranks tied for 15th in the nation in interceptions.
 ▶ McCarthy recorded an interception in each of the first three games this year and was the first Notre Dame player to register an interception in each of the first three games to open a season since Tom Schoen in 1966. Nationally, McCarthy was one of five players to record an interception in each of the first three games this year.
 ▶ McCarthy became the first Irish player to register interceptions in three straight games since Mike Richardson did so against Army, USC and LSU during the 2006 season.
 ▶ McCarthy recorded nine tackles and an interception for the third consecutive game against Michigan State.
 ▶ McCarthy has registered a team-best 500 special teams appearances at Notre Dame.
 ▶ McCarthy became the first Notre Dame defensive back to ever reach 100 tackles in a single season in 2008. The previous school record for tackles by an Irish defensive back was 98 by Chinedum Ndukwe (2006).

Total Tackles (Strong Safeties)

Rank	Name	Tackles
1.	Kyle McCarthy (2008)	110
2.	Chinedum Ndukwe (2006)	98
3.	David Bruton (2008)	93
4.	Steve Lawrence (1985)	92
5.	A'Jani Sanders (1999)	91
6.	David Bruton (2007)	85
7.	Brian Magee (1994)	81
	Glenn Earl (2002)	81
9.	Jim Browner (1976)	80
	Tom Zbikowski (2007)	80

► McCarthy ranked tied for 42nd in the NCAA FBS in solo tackles and 54th in total tackles last season.

31

SERGIO BROWN

Maywood, Ill. (Proviso East)
Birthdate: 5-22-88

Safety
SR
6-2
205

Brown's Career Highs

Total Tackles – 6, twice
Assisted Tackles – 2, twice
Sacks – 1.0, Stanford (10.4.08)
QB Hurries – 1, three times
Forced Fumbles – 1, Boston College (10.24.09)

Solo Tackles – 6, vs. Hawai'i (12.24.08)
Tackles For Loss – 1.0, three times
Pass Breakups – 2, twice
Blocked Punt – 1, twice
Fumble Recovery – 1, Michigan (9.13.08)

Brown's Season Highs

Total Tackles – 5, at Purdue (9.26)
Assisted Tackles – 2, at Purdue (9.26)
Pass Breakups – 1, twice
QB Hurries – 1, USC (10.17)

Solo Tackles – 4, Boston College (10.24)
Tackles For Loss – 1.0, USC (10.17)
Forced Fumbles – 1, Boston College (10.24)

Brown's Career Stats

Year	Tackles					Fumbles				
	G-S	TT	UT	AT	TFL	Scks	FF	FR	PBU	INT
2006	11-0	4	3	1	0.0-0	0.0-0	0	0-0	0	0-0
2007	9-0	7	4	3	0.0-0	0.0-0	0	0-0	0	0-0
2008	13-6	28	21	7	2.0-15	1.0-12	0	1-0	6	0-0
2009	8-5	22	18	4	1.0-1	0.0-0	1	0-0	2	0-0
Total	41-11	61	46	15	3.0-16	1.0-12	1	1-0	8	0-0

Brown's Game-by-Game

2009	TT	UT	AT	TFL	Scks	FF	FR	PBU	INT
*NEV (9.5)	2	1	1	0.0-0	0.0-0	0	0	0	0
*at UM (9.12)	2	2	0	0.0-0	0.0-0	0	0	0	0
MSU (9.19)	2	2	0	0.0-0	0.0-0	0	0	0	0
*at PUR (9.26)	5	3	2	0.0-0	0.0-0	0	0	0	0
*WASH (10.3)	3	2	1	0.0-0	0.0-0	0	0	0	0
USC (10.17)	3	3	0	1.0-1	0.0-0	0	0	1	0
*BC (10.24)	4	4	0	0.0-0	0.0-0	1	0	1	0
vs. WSU (10.31)	1	1	0	0.0-0	0.0-0	0	0	0	0
NAVY (11.7)									
at PITT (11.14)									
UConn (11.21)									
at STAN (11.28)									

* - games started

Tidbits

- Exciting defensive back that burst on to the scene in 2008 after primarily playing special teams his first two years.
- Can play near the line of scrimmage and blitz effectively or drop back into pass coverage.
- Brown ranks fifth on the team in total special teams tackles (six) and kickoff return tackles (six).

37

MIKE ANELLO

Orland Park, Ill. (Sandburg)
Birthdate: 1-20-87

Cornerback
SR
5-10
180

Anello's Career Highs

Total Tackles – 4, San Diego State (9.6.08)
Assisted Tackles – 2, twice
Fumble Recovery – 1, Michigan (9.13.08)
Punt Block – 1, vs. Navy (11.15.08)

Solo Tackles – 4, San Diego State (9.6.08)
Forced Fumble – 1, twice
Pass Breakups – 1, at Washington (10.25.08)

Anello's Season Highs

Total Tackles – 1, five times
Assisted Tackles – 1, twice

Solo Tackles – 1, three times

Anello's Career Stats

Year	G-S	Tackles				Fumbles				
		TT	UT	AT	TFL	Scks	FF	FR	PBU	INT
2006					DNP					
2007	8-0	6	4	2	0.0-0	0.0-0	0	0-0	0	0-0
2008	12-0	23	15	8	0.0-0	0.0-0	2	1-0	1	0-0
2009	7-0	5	3	2	0.0-0	0.0-0	0	0-0	0	0-0
Total	27-0	34	22	12	0.0-0	0.0-0	2	1-0	1	0-0

Anello's Game-by-Game

2009	TT	UT	AT	TFL	Scks	FF	FR	PBU	INT
NEV (9.5)	1	0	1	0.0-0	0.0-0	0	0	0	0
at UM (9.12)	1	1	0	0.0-0	0.0-0	0	0	0	0
MSU (9.19)	0	0	0	0.0-0	0.0-0	0	0	0	0
at PUR (9.26)	1	1	0	0.0-0	0.0-0	0	0	0	0
WASH (10.3)	1	1	0	0.0-0	0.0-0	0	0	0	0
USC (10.17)	0	0	0	0.0-0	0.0-0	0	0	0	0
BC (10.24)	1	0	1	0.0-0	0.0-0	0	0	0	0
vs. WSU (10.31)	0	0	0	0.0-0	0.0-0	0	0	0	0
NAVY (11.7)									
at PITT (11.14)									
UConn (11.21)									
at STAN (11.28)									

* - games started


Tidbits

- Anello ranks eighth on the Irish in total special teams tackles (five) and tied for sixth in kickoff return tackles (five) in 2009.
- Anello has become a fan favorite due to his innate play making ability on kickoff and punt coverage.
- Anello was named to 2009 Lott Award preseason watch list.
- Anello ranks tied for fifth on Notre Dame in both total special teams tackles (four) and kickoff return tackles (four).
- Anello joined the squad as a walk-on in 2007 and spent the entire fall camp as well as the first two weeks of the season on the scout team. After making one play after another against the Irish first team special teams unit, head coach Charlie Weis moved Anello into the starting lineup against Michigan in 2007 as a gunner.
- In that first career game, Anello proceeded to make a solo tackle on his second ever play in an Irish uniform.
- In 2008, Anello was named to the *ESPN The Magazine*/CoSIDA Academic All-District Team for District 5. He later added *ESPN The Magazine*/CoSIDA Academic All-America second team honors.
- Anello registered his team-best 23rd special teams tackle on Notre Dame's first punt against USC on Nov. 29, 2008, but was lost for the remainder of the season after breaking his leg.
- Prior to the injury, Notre Dame's opponents had a total of 72 punt (22) or kickoff (50) returns in 2008 and Anello has registered a tackle on 23 of those 72 opportunities.
- Anello recorded eight multi-tackle games in 2008.
- The special teams stalwart forced his second fumble of the season and career early in the first quarter to set up Notre Dame's first score of the afternoon against Syracuse on Nov. 22, 2008.
- Anello also got a piece of Rob Long's 25-yard punt in the third quarter to set up another scoring opportunity.
- Anello registered a pair of tackles on special teams, including one on a kickoff inside the Navy 20-yard line. Anello also blocked his first career punt that Toryan Smith scooped up and raced 14 yards for a touchdown.
- Anello continued his tear against Michigan on Sept. 13, 2008. He registered three tackles, two solo, as well as a forced fumble and fumble recovery. Anello also nearly recovered a second Wolverine fumble on a punt.
- The fumble recovery set up another Irish score to make it 14-0 early in the first quarter.
- Anello was incredible in the 2008 season opener against San Diego State. He registered four solo tackles on special teams (two on punt return coverage and two on kickoff return coverage).

41

SCOTT SMITH

Highland Park, Ill. (Highland Park)
Birthdate: 7-16-86



Linebacker

SR

6-3

245

Scott Smith's Career Highs
Total Tackles – 6, Navy (11.3.07)
Assisted Tackles – 5, Navy (11.3.07)
Sacks – 1.0, vs. Hawai'i (12.24.08)
Fumble Recoveries – 1, USC (10.20.07)

Solo Tackles – 2, five times
Tackles For Loss – 1.0, twice
Forced Fumbles – 1, Syracuse (11.22.08)

Scott Smith's Season Highs
Total Tackles – 5, Washington (10.3)
Assisted Tackles – 3, Washington (10.3)

Solo Tackles – 2, three times
Tackles For Loss – 1.0, USC (10.17)

Scott Smith's Career Stats

Year	Tackles					Fumbles				
	G-S	TT	UT	AT	TFL	Scks	FF	FR	PBU	INT
2005	8-0	3	3	0	0.0-0	0.0-0	0	0-0	0	0-0
2006	2-0	0	0	0	0.0-0	0.0-0	0	0-0	0	0-0
2007	12-0	18	7	11	0.0-0	0.0-0	0	1-0	0	0-0
2008	13-0	12	9	3	1.0-3	1.0-3	1	0-0	0	0-0
2009	7-0	15	8	7	1.0-1	0.0-0	0	0-0	0	0-0
Total	42-0	48	27	21	2.0-4	1.0-3	1	1-0	0	0-0

Scott Smith's Game-by-Game

2009	TT	UT	AT	TFL	Scks	FF	FR	PBU	INT
NEV (9.5)	3	2	1	0.0-0	0.0-0	0	0	0	0
at UM (9.12)	0	0	0	0.0-0	0.0-0	0	0	0	0
MSU (9.19)	4	2	2	0.0-0	0.0-0	0	0	0	0
at PUR (9.26)	1	1	0	0.0-0	0.0-0	0	0	0	0
WASH (10.3)	5	2	3	0.0-0	0.0-0	0	0	0	0
USC (10.17)	1	0	1	1.0-1	0.0-0	0	0	0	0
BC (10.24)	0	0	0	0.0-0	0.0-0	0	0	0	0
vs. WSU (10.31)	1	0	1	0.0-0	0.0-0	0	0	0	0
NAVY (11.7)									
at PITT (11.14)									
UCONN (11.21)									
at STAN (11.28)									

* - games started


Tidbits

- Serves as Irish special-teams captain.
- Has made team-high 45 special teams appearances in 2009.
- Logged 350 special-teams appearances at Notre Dame.
- Smith ranks second on the Irish in total special teams tackles (eight) and kickoff return stops (seven).

45

DARIUS FLEMING

Chicago, Ill. (St. Rita)
Birthdate: 7-19-89



Linebacker

SO

6-1

240

Fleming's Career Highs
Total Tackles – 4, three times
Assisted Tackles – 3, Michigan (9.13.08)
Sacks – 1.0, five times
Forced Fumble – 1, at Michigan (9.12.09)

Solo Tackles – 4, at Purdue (9.26.09)
Tackles For Loss – 3.0, at Purdue (9.26.09)
QB Hurries – 1, twice

Fleming's Season Highs
Total Tackles – 4, twice
Assisted Tackles – 1, three times
Sacks – 1.0, three times
Forced Fumble – 1, at Michigan (9.12)

Solo Tackles – 4, at Purdue (9.26)
Tackles For Loss – 3.0, at Purdue (9.26)
QB Hurries – 1, Michigan State (9.19)

Fleming's Career Stats

Year	G-S	Tackles				Fumbles				
		TT	UT	AT	TFL	Scks	FF	FR	PBU	INT
2008	13-3	24	13	11	2.5-20	2.5-20	0	0-0	0	0-0
2009	7-6	19	15	4	11.5-34	3.0-19	1	0-0	0	0-0
Total	20-9	43	28	15	14.0-54	5.5-39	1	0-0	0	0-0

Fleming's Game-by-Game

2009	TT	UT	AT	TFL	Scks	FF	FR	PBU	INT
*NEV (9.5)	1	0	1	0.0-0	0.0-0	0	0	0	0
*at UM (9.12)	4	3	1	2.0-5	1.0-4	1	0	0	0
*MSU (9.19)	2	2	0	2.0-2	0.0-0	0	0	0	0
*at PUR (9.26)	4	4	0	3.0-12	1.0-6	0	0	0	0
WASH (10.3)				DNP-injury					
*USC (10.17)	2	1	1	1.5-3	0.0-0	0	0	0	0
BC (10.24)	3	3	0	1.0-1	0.0-0	0	0	0	0
*vs. WSU (10.31)	3	2	1	2.0-11	1.0-9	0	0	0	0
NAVY (11.7)									
at PITT (11.14)									
UCONN (11.21)									
at STAN (11.28)									

* - games started

Tidbits

- Fleming ranks eighth in the FBS in tackles for loss with 1.64 per game (11.5 total). He leads the country among both linebackers and sophomores in tackles for loss. Here are those lists:

Tackles For Loss (Sophomores)

Player	Pos	Cl	Gm	Solo	Ast	Yds	Total	PG
Darius Fleming, Notre Dame	LB	SO	7	11	1	34	11.5	1.64
Jerrell Wedge, Miami (OH)	LB	SO	9	12	5	86	14.5	1.61
Justin Houston, Georgia	LB	SO	6	7	5	36	9.5	1.58
Johnathan Rainey, New Mexico	DL	SO	8	12	1	99	12.5	1.56
Jack Crawford, Penn State	DL	SO	9	10	6	65	13	1.44

Tackles For Loss (Linebackers)

Player	Pos	Cl	Gm	Solo	Ast	Yds	Total	PG
Darius Fleming, Notre Dame	LB	SO	7	11	1	34	11.5	1.64
Jason Werner, Purdue	LB	SR	9	13	3	29	14.5	1.61
Jerrell Wedge, Miami (OH)	LB	SO	9	12	5	86	14.5	1.61
Justin Houston, Georgia	LB	SO	6	7	5	36	9.5	1.58
Michael Morgan, Southern California	LB	JR	8	9	4	39	11	1.38

- Fleming has spent much of the last two games at defensive end. He moved to the defensive line following the switch of junior Harrison Smith to SAM linebacker from FS.
- Has recorded at least two tackles for loss in four different games this season.
- Fleming had three tackles, two for loss and one sack in the rout of Washington State.
- Fleming has 19 tackles on the season and 11.5 have come behind the line of scrimmage. In other words, nearly 61% of Fleming's tackles are for loss.
- Fleming has already totaled 11.5 tackles for loss this season, which surpassed Harrison Smith's team-leading total of 8.5 in 2008.
- Fleming had two tackles, including 1.5 for loss, in the defeat to USC. He had at least 1.5 TFLs in four straight games (ended vs. Boston College).
- Fleming missed the Washington game with a hamstring injury.
- Fleming set new career highs in solo tackles (four) and tackles for loss (3.0) as well as equalled career highs in total tackles (four) and sacks (1.0) against Purdue.
- Fleming's 3.0 tackles for loss were the most by an Irish defender since Trevor Laws had 3.0 against Purdue in 2007.
- Fleming equalled his career-high for tackles and solo tackles in a game against Michigan. He finished the day with four stops and three were solo tackles. He also added a career-best tying 2.0 tackles for loss and one sack. Interestingly enough, Fleming also had four tackles against the Wolverines in 2008.
- Fleming has the flexibility to play both outside linebacker and defensive end.
- Key special teams performer recorded second-most special teams appearances in 2008.

46 STEVE FILER



Chicago, Ill. (Mount Carmel)
 Birthdate: 6-4-90

Linebacker 50 6-4 236

Filer's Season/Career Highs

Total Tackles – 4, Washington (10.3) **Solo Tackles** – 2, twice
Assisted Tackles – 2, Washington (10.3) **Tackles For Loss** – 1.0, vs. Washington State (10.31)
Sacks – 1.0, vs. Washington State (10.31) **Forced Fumble** – 1, vs. Washington State (10.31)

Filer's Career Stats

Year	G-S	Tackles				Fumbles				
		TT	UT	AT	TFL	Scks	FF	FR	PBU	INT
2008	11-0	1	1	0	0.0-0	0.0-0	0	0-0	0	0
2009	8-0	13	6	7	1.5-11	1.5-11	1	0-0	0	0
Total	19-0	14	7	7	1.5-11	1.5-11	1	0-0	0	0

Filer's Game-by-Game

2009	TT	UT	AT	TFL	Scks	FF	FR	PBU	INT
NEV (9.5)	2	1	1	0.0-0	0.0-0	0	0	0	0
at UM (9.12)	0	0	0	0.0-0	0.0-0	0	0	0	0
MSU (9.19)	0	0	0	0.0-0	0.0-0	0	0	0	0
at PUR (9.26)	1	0	1	0.0-0	0.0-0	0	0	0	0
WASH (10.3)	4	2	2	0.0-0	0.0-0	0	0	0	0
USC (10.17)	3	2	1	0.5-3	0.5-3	0	0	0	0
BC (10.24)	1	0	1	0.0-0	0.0-0	0	0	0	0
vs. WSU (10.31)	2	1	1	1.0-8	1.0-8	1	0	0	0
NAVY (11.7)									
at PITT (11.14)									
UCONN (11.21)									
at STAN (11.28)									

Tidbits

- Filer continues to develop pass rush skills – seeing a large amount of action at the rush end position. He picked up a sack and forced fumble in the victory over Washington State.
- Has made the second-most special teams appearances (44) for the Irish in 2009.
- Filer leads the Irish in both total special teams tackles (nine), kickoff return tackles (eight) and punt return stops (tied, one).

49 TORYAN SMITH



Rome, Ga. (Rome)
 Birthdate: 9-14-87

Linebacker SR 6-1 244

Toryan Smith's Career Highs

Total Tackles – 10, vs. Navy (11.15.08) **Solo Tackles** – 7, vs. Navy (11.15.08)
Assisted Tackles – 3, three times **Tackles For Loss** – 2.0, Nevada (9.5.09)
Sacks – 1.0, Nevada (9.5.09) **Fumble Recoveries** – 1, twice
Blocked Punt Return – 1, vs. Navy (11.15.08) **Longest Blocked Punt Return** – 14, vs. Navy (11.15.08)
Blocked Punt Return TD – 1, vs. Navy (11.15.08)

Toryan Smith's Season Highs

Total Tackles – 5, Nevada (9.5) **Solo Tackles** – 4, Nevada (9.5)
Assisted Tackles – 2, Washington (10.3) **Tackles For Loss** – 2.0, Nevada (9.5)
Sacks – 1.0, Nevada (9.5) **Fumble Recoveries** – 1, Michigan State (9.19)

Toryan Smith's Career Stats

Year	G-S	Tackles				Fumbles				
		TT	UT	AT	TFL	Scks	FF	FR	PBU	INT
2006	9-0	9	6	3	0.0-0	0.0-0	0	0-0	0	0-0
2007	11-2	14	6	8	0.5-1	0.0-0	0	0-0	0	0-0
2008	10-2	18	11	7	0.0-0	0.0-0	0	1-8	1	0-0
2009	8-2	15	10	5	3.5-13	1.0-10	0	1-5	0	0-0
Total	38-6	56	33	23	4.0-14	1.0-10	0	2-13	1	0-0

Toryan Smith's Game-by-Game

2009	TT	UT	AT	TFL	Scks	FF	FR	PBU	INT
*NEV (9.5)	5	4	1	2.0-11	1.0-10	0	0	0	0
at UM (9.12)	4	3	1	1.5-2	0.0-0	0	0	0	0
*MSU (9.19)	1	0	1	0.0-0	0.0-0	0	1-5	0	0
at PUR (9.26)	2	2	0	0.0-0	0.0-0	0	0	0	0
WASH (10.3)	2	0	2	0.0-0	0.0-0	0	0	0	0
USC (10.17)	0	0	0	0.0-0	0.0-0	0	0	0	0
BC (10.24)	0	0	0	0.0-0	0.0-0	0	0	0	0
vs. WSU (10.31)	1	1	0	0.0-0	0.0-0	0	0	0	0
NAVY (11.7)									
at PITT (11.14)									
UCONN (11.21)									
at STAN (11.28)									

Tidbits

- Recorded only career touchdown after returning a blocked punt for a score vs. Navy in 2008.

56 KERRY NEAL



Bunn, N.C. (Bunn)
 Birthdate: 8-30-88

Defensive End JR 6-2 250

Neal's Career Highs

Total Tackles – 7, Washington (10.3.09) **Solo Tackles** – 5, Washington (10.3.09)
Assisted Tackles – 5, Syracuse (11.22.08) **QB Hurries** – 1, seven times
Tackles For Loss – 2.0, Syracuse (10.3.09) **Sacks** – 1.0, five times
Fumble Recovery – 1, twice **Pass Breakups** – 1, three times
Longest Fumble Return – 11, at UCLA (10.6.07) **Interceptions** – 1, San Diego State (9.6.08)
Longest INT Return – 2, San Diego State (9.6.08)

Neal's Season Highs

Total Tackles – 7, Washington (10.3) **Solo Tackles** – 5, Washington (10.3)
Assisted Tackles – 2, twice **QB Hurries** – 1, twice
Tackles For Loss – 2.0, Washington (10.3) **Sacks** – 1.0, Washington (10.3)

Neal's Career Stats

Year	G-S	Tackles				Fumbles				
		TT	UT	AT	TFL	Scks	FF	FR	PBU	INT
2007	12-5	20	8	12	2.0-9	2.0-9	0	2-11	3	0-0
2008	13-11	25	11	14	4.0-19	2.0-15	0	0-0	0	1-2
2009	8-4	13	8	5	3.5-20	1.5-15	0	0-0	0	0-0
Total	32-19	58	27	31	9.5-48	5.5-39	0	2-11	3	1-2

Neal's Game-by-Game

2009	TT	UT	AT	TFL	Scks	FF	FR	PBU	INT
*NEV (9.5)	0	0	0	0.0-0	0.0-0	0	0	0	0
*at UM (9.12)	0	0	0	0.0-0	0.0-0	0	0	0	0
MSU (9.19)	0	0	0	0.0-0	0.0-0	0	0	0	0
at PUR (9.26)	2	2	0	1.0-1	0.0-0	0	0	0	0
*WASH (10.3)	7	5	2	2.0-13	1.0-9	0	0	0	0
USC (10.17)	0	0	0	0.0-0	0.0-0	0	0	0	0
BC (10.24)	1	0	1	0.0-0	0.0-0	0	0	0	0
*vs. WSU (10.31)	3	1	2	0.5-6	0.5-6	0	0	0	0
NAVY (11.7)									
at PITT (11.14)									
UCONN (11.21)									
at STAN (11.28)									

* - games started

Tidbits

- ▶ Serves on the Irish Leadership Committee.
- ▶ One of four players from his class to have played in every game in his first two seasons (Armando Allen, Golden Tate and Ian Williams).
- ▶ Moves to defensive end in 2009.
- ▶ Entered the Washington game with only two tackles the entire season, but made a career-high seven stops, including five solo tackles, in the victory. Neal also added two tackles for loss and one sack.

58 BRIAN SMITH

Olathe, Kan. (St. Thomas Aquinas)
Birthdate: 1-8-89

Linebacker

JR

6-3

240

Brian Smith's Career Highs

Total Tackles – 10, at Michigan State (9.20.08) **Solo Tackles** – 8, at Boston College (11.8.08)
Assisted Tackles – 6, twice **Tackles For Loss** – 2.0, Nevada (9.5.09)
QB Hurries – 2, USC (10.17) **Sacks** – 1.0, four times
Interceptions – 1, twice **Longest INT Return** – 25, Boston College (10.13.07)
INT Return TD – 25, Boston College (10.13.07) **Forced Fumbles** – 1, twice
Fumble Recoveries – 2, Michigan (9.13.08) **Pass Breakups** – 1, twice
Longest Fumble Return – 35, Michigan (9.13.08) **Fumble Return TD** – 1, Michigan (9.13.08)

Brian Smith's Season Highs

Total Tackles – 8, USC (10.17) **Solo Tackles** – 5, at Michigan (9.12)
Assisted Tackles – 6, Boston College (10.24) **Tackles For Loss** – 2.0, Nevada (9.5)
Sacks – 1.0, Nevada (9.5) **Interceptions** – 1, Boston College (10.24)
Longest INT Return – 10, Boston College (10.24) **Fumble Recoveries** – 1, Boston College (10.24)
QB Hurries – 2, USC (10.17)

Brian Smith's Career Stats

Year	G-S	Tackles				Fumbles				
		TT	UT	AT	TFL	Scks	FF	FR	PBU	INT
2007	11-3	25	11	14	4.0-16	1.5-7	1	0-0	0	1-25
2008	11-9	54	33	21	4.0-33	2.0-23	1	2-35	2	0-0
2009	8-8	41	22	19	5.0-24	1.5-14	0	1-0	0	1-10
Total	30-20	120	66	54	13.0-73	5.0-44	2	3-25	2	2-35

Brian Smith's Game-by-Game

2009	TT	UT	AT	TFL	Scks	FF	FR	PBU	INT
*NEV (9.5)	3	2	1	2.0-18	1.0-11	0	0	0	0
*at UM (9.12)	7	5	2	0.0-0	0.0-0	0	0	0	0
*MSU (9.19)	5	3	2	1.0-1	0.0-0	0	0	0	0
*at PUR (9.26)	4	4	0	1.0-1	0.0-0	0	0	0	0
*WASH (10.3)	7	4	3	0.0-0	0.0-0	0	0	0	0
*USC (10.17)	8	3	5	1.0-4	0.5-3	0	0	0	0
*BC (10.24)	6	0	6	0.0-0	0.0-0	0	1	0	1
*vs. WSU (10.31)	1	1	0	0.0-0	0.0-0	0	0	0	0
NAVY (11.7)									
at PITT (11.14)									
UCONN (11.21)									
at STAN (11.28)									

* - games started

Tidbits

- ▶ Fiery leader of the Irish defense plays with as much emotion as anyone on the roster.
- ▶ Serves on the Irish Leadership Committee.
- ▶ Smith notched both his first interception and fumble recovery of the 2009 season against Boston College. Both career interceptions have come against the Eagles.
- ▶ Smith registered a season-high eight tackles, including 1.0 for loss and 0.5 sack. He also added a pair of quarterback hurries.
- ▶ Smith tallied two touchdowns in Irish career, returning an interception against Boston College's Matt Ryan 25 yards for a score as a freshman and rumbling 35 yards for a score against Michigan in 2008 following a fumble recovery.
- ▶ Smith ranked tied for 53rd in the nation in fumble recoveries in 2008.

89 KAPRON LEWIS-MOORE

Weatherford, Texas (Weatherford)
Birthdate: 1-24-90

Defensive End

SO

6-4

270

Lewis-Moore's Season/Career Highs

Total Tackles – 7, Washington (10.3) **Solo Tackles** – 4, three times
Assisted Tackles – 4, Boston College (10.24) **Tackles For Loss** – 2.0, Washington (10.3)
QB Hurries – 2, Boston College (10.24) **Sacks** – 1.0, Washington (10.3)
Forced Fumble – 1, Michigan State (9.19) **Fumble Recovery** – 1, Nevada (9.5)

Lewis-Moore's Career Stats

Year	G-S	Tackles				Fumbles				
		TT	UT	AT	TFL	Scks	FF	FR	PBU	INT
2009	8-5	33	20	13	6.0-20	1.5-9	1	1-0	0	0

Lewis-Moore's Game-by-Game

2009	TT	UT	AT	TFL	Scks	FF	FR	PBU	INT
NEV (9.5)	0	0	0	0.0-0	0.0-0	0	1-0	0	0
at UM (9.12)	2	2	0	0.0-0	0.0-0	0	0	0	0
*MSU (9.19)	4	1	3	0.0-0	0.0-0	1	0	0	0
*at PUR (9.26)	4	4	0	1.0-1	0.0-0	0	0	0	0
*WASH (10.3)	7	4	3	2.0-9	1.0-7	0	0	0	0
*USC (10.17)	5	3	2	1.5-4	0.5-2	0	0	0	0
*BC (10.24)	6	2	4	0.5-2	0.0-0	0	0	0	0
vs. WSU (10.31)	5	4	1	1.0-4	0.0-0	0	0	0	0
NAVY (11.7)									
at PITT (11.14)									
UCONN (11.21)									
at STAN (11.28)									

* - games started

Tidbits

- ▶ Lewis-Moore, similar to fellow sophomore DT Ethan Johnson had made tremendous strides over the last four games. Lewis-Moore made 10 tackles and one for loss over the first four games of the season, but has since made 23 stops, five for loss and 1.5 sacks.
- ▶ Lewis-Moore led Notre Dame with five tackles, four solo, including one for loss, in the rout of Washington State.
- ▶ Lewis-Moore has registered at least four tackles in each of the last six games.
- ▶ Lewis-Moore made a career-best seven tackles, including four solo, and two for loss in the victory over Washington. He also added his first career sack.
- ▶ Lewis-Moore recorded five tackles, three solo stops, 1.5 TFLs and 0.5 sack in the loss to USC.
- ▶ Lewis-Moore picked up his first career forced fumble midway through the second quarter against Michigan State. He stripped Spartans running back Caulton Ray.
- ▶ Lewis-Moore also recorded a fumble recovery in the 35-0 shutout victory over Nevada in the season opener.
- ▶ Lewis-Moore registered his first career start against Michigan State.

90 JOHN RYANWestlake, Ohio (St. Ignatius)
Birthdate: 5-7-88

Defensive End

SR

6-5

255

Ryan's Career Highs

Total Tackles – 7, at Michigan (9.15.07)
Assisted Tackles – 4, at Penn State (9.8.07)
Pass Breakups – 2, San Diego State (9.6.08)
QB Hurries – 1, five times
Fumble Recovery – 1, three times

Solo Tackles – 6, twice
Tackles For Loss – 2.0, at Purdue (9.29.07)
Sacks – 1.0, four times
Forced Fumble – 1, at UCLA (10.6.07)

Ryan's Season Highs

Total Tackles – 4, USC (10.17)
Assisted Tackles – 3, USC (10.17)
Sacks – 1.0, twice
Fumble Recovery – 1, Washington (10.3)

Solo Tackles – 2, twice
Tackles For Loss – 1.0, twice
Pass Breakups – 1, Nevada (9.5)

Ryan's Career Stats

Year	G-S	Tackles			Fumbles					
		TT	UT	AT	TFL	Scks	FF	FR	PBU	INT
2006	10-0	4	2	2	1.0-2	0.0-0	0	0-0	0	0-0
2007	12-10	39	20	19	5.0-30	2.5-23	1	0-0	0	0-0
2008	12-5	7	2	5	0.0-0	0.0-0	0	2-0	2	0-0
2009	7-4	16	7	9	2.0-13	2.0-13	0	1-0	1	0-0
Total	41-20	66	31	35	8.0-45	4.5-36	1	3-0	3	0-0

Ryan's Game-by-Game

2009	TT	UT	AT	TFL	Scks	FF	FR	PBU	INT
NEV (9.5)	3	1	2	0.0-0	0.0-0	0	0	1	0
at UM (9.12)	3	2	1	1.0-5	1.0-5	0	0	0	0
*MSU (9.19)	1	0	1	0.0-0	0.0-0	0	0	0	0
*at PUR (9.26)	2	2	0	0.0-0	0.0-0	0	0	0	0
*WASH (10.3)	2	1	1	0.0-0	0.0-0	0	1	0	0
*USC (10.17)	4	1	3	1.0-8	1.0-8	0	0	0	0
*BC (10.24)	1	0	1	0.0-0	0.0-0	0	0	0	0
vs. WSU (10.31)				DNP – injury					
NAVY (11.7)									
at PITT (11.14)									
UCONN (11.21)									
at STAN (11.28)									

* – games started

Tidbits

- ▶ Did not play against Washington State due to an injury.
- ▶ Serves on the Irish Leadership Committee.
- ▶ Ryan collected four tackles, including a sack for eight yards, in the loss to USC.
- ▶ Ryan made three tackles, including two solo stops, and added a sack against Michigan. His career-high for tackles in a game (seven) came against the Wolverines during the 2007 season.
- ▶ Veteran defensive player has played with his hand on the ground at defensive end as well as in a two-point stance as an outside linebacker in Irish career.
- ▶ Key member of several special teams units and has logged 216 special-teams appearances at Notre Dame
- ▶ Returns to defensive end in 2009.

95 IAN WILLIAMSAltamonte Springs, Fla. (Lyman)
Birthdate: 8-31-89

Nose Tackle

JR

6-2

295

Williams' Career Highs

Total Tackles – 11, Navy (11.3.07)
Assisted Tackles – 9, Navy (11.3.07)
Pass Breakups – 1, at USC (11.29.08)

Solo Tackles – 5, Pittsburgh (11.1.08)
Tackles For Loss – 2.0, Pittsburgh (11.1.08)
Interception – 1, vs. Washington State (10.31.09)

Williams' Season Highs

Total Tackles – 7, Boston College (10.24)
Assisted Tackles – 7, Boston College (10.24)
Interception – 1, vs. Washington State (10.31)

Solo Tackles – 2, three times
Tackles For Loss – 1.0, three times

Williams' Career Stats

Year	G-S	Tackles			AT	TFL	Fumbles			FR	PBU	INT
		TT	UT	AT			Scks	FF	FR			
2007	12-2	45	19	26	1.5-3	0.0-0	0	0-0	0	0	0-0	
2008	12-7	40	18	22	2.0-5	0.0-0	0	0-0	1	0-0		
2009	8-8	22	8	14	3.0-4	0.0-0	0	0-0	0	1-0		
Total	32-17	107	45	62	6.5-12	0.0-0	0	0-0	1	1-0		


Williams' Game-by-Game

2009	TT	UT	AT	TFL	Scks	FF	FR	PBU	INT
*NEV (9.5)	2	0	2	0.0-0	0.0-0	0	0	0	0
*at UM (9.12)	3	2	1	0.0-0	0.0-0	0	0	0	0
*MSU (9.19)	3	2	1	1.0-1	0.0-0	0	0	0	0
*at PUR (9.26)	2	1	1	1.0-2	0.0-0	0	0	0	0
*WASH (10.3)	2	0	2	0.0-0	0.0-0	0	0	0	0
*USC (10.17)	2	2	0	0.0-0	0.0-0	0	0	0	0
*BC (10.24)	7	0	7	0.0-0	0.0-0	0	0	0	0
*vs. WSU (10.31)	1	1	0	1.0-1	0.0-0	0	0	0	1-0
NAVY (11.7)									
at PITT (11.14)									
UCONN (11.21)									
at STAN (11.28)									

* – games started

35 BEN TURK

Davie, Fla. (St. Thomas Aquinas)
Birthdate: 6-5-90



Punter	FR	5-11	193
--------	----	------	-----

Turk's Season/Career Highs
Punts – 6, Boston College (10.24)
Long Punt – 49, vs. Washington State (10.31)
Fair Catches – 5, Boston College (10.24)
Punt Yards – 196, Boston College (10.24)
Touchback – 1, twice
Inside 20 – 3, USC (10.17)

Turk's Career Stats

Year	Punting									
	G-S	No	Yds	Avg	LG	TB	FC	I20	50+	Blkd
2009	4-0	18	630	35.0	49	2	10	6	0	0

Year	Kicking									
	G-S	No	Yds	Avg	LG	TB	FC	I20	50+	Blkd
2009	3-0	1	39	39.0	39	0	0	0	0	0


Turk's Game-by-Game

2009	No	Yds	Avg	LG	TB	FC	I20	50+	BLK
NEV (9.5)					DNP				
at UM (9.12)					DNP				
MSU (9.19)					DNP				
at PUR (9.26)					DNP				
WASH (10.3)	2	79	39.5	40	1	1	0	0	0
USC (10.17)	5	189	37.8	48	0	1	3	0	0
BC (10.24)	6	196	32.7	38	0	5	1	0	0
vs. WSU (10.31)	5	166	33.2	49	1	3	2	0	0
NAVY (11.7)									
at PITT (11.14)									
UCONN (11.21)									
at STAN (11.28)									

- Tidbits**
- ▶ Ranked by Scout.com as third-best high school punter in 2008.
 - ▶ Turk landed three of five punts inside the 20-yard line and booted a career-long kick of 48 yards against USC.
 - ▶ Has bench pressed 405 pounds.

40 NICK TAUSCH

Plano, Texas (Jesuit)
Birthdate: 4-30-91



Kicker	FR	6-0	190
--------	----	-----	-----

Tausch's Career Highs
Extra Points Attempted – 5, Nevada (9.5)
Field Goals Attempted – 5, Washington (10.3)
Longest FG – 46, Michigan State (9.19)
Extra Points Converted – 5, Nevada (9.5)
Field Goals Converted – 5, Washington (10.3)
Points Scored – 17, Washington (10.3)

Tausch's Career Stats

Year	Field Goals				XP		Kickoffs			
	G-S	M-A	Pct	LG	M-A	Pct	Att	Yds	Avg	TB
2009	8-0	14-15	.933	46	24-27	.889	35	2164	61.8	0

Field Goal Breakdown

Year	0-19	20-29	30-39	40-49	50+	LG	Blkd
2009	0-0	5-6	6-6	3-3	0-0	46	--

Tausch's Game-by-Game

2009	FGA	FGM	LG	XPA	XPM	Points
NEV (9.5)	0	0	0	5	5	5
at UM (9.12)	3	2	42	2	2	8
MSU (9.19)	2	2	46	4	3	9
at PUR (9.26)	1	1	34	3	3	6
WASH (10.3)	5	5	40	2	2	17
USC (10.17)	0	0	0	3	4	3
BC (10.24)	2	2	37	2	2	8
vs. WSU (10.31)	2	2	29	4	5	10
NAVY (11.7)						
at PITT (11.14)						
UCONN (11.21)						
at STAN (11.28)						

- Tidbits**
- ▶ Connected on a 29-yard field goal with 9:44 to go in the first quarter to give Notre Dame a 3-0 lead over Washington State.
 - ▶ Added a second field goal of the game. Gave the Irish a 33-7 lead with 3:16 remaining in the third quarter.
 - ▶ After missing the first field goal attempt of his career at Michigan, Tausch has now connected on 14 consecutive field goals – a Notre Dame school record. The previous school record was held by Mike Johnston, who made 13 straight during the 1982 season.
 - ▶ Tausch is the first Irish place kicker to register five field goals in a single game without a miss.
 - ▶ Tausch equaled the school record with his fifth field goal of the game with 12:23 to go in the fourth quarter to make the score 24-22 in favor of Washington.

Most Consecutive Field Goals – Career

Rank	Name	Team	Year	Count
1.	Nick Tausch	Michigan	2009 – Present	14
2.	Mike Johnston	Michigan	1982 – Oregon	13
3.	John Carney	Navy	1984 – Michigan	10
4.	Nicholas Setta	USC	2000 – USC	9
	Nicholas Setta	Washington State	2003 – Purdue	9
	D.J. Fitzpatrick	Navy	2003 – BYU	9
7.	Chuck Male	Miami	1978 – Georgia Tech	8
	Chuck Male	Michigan	1979 – Michigan State	8
	John Carney	Air Force	1986 – Penn State	8

- ▶ Tausch connected on a pair of field goals against Michigan State for the second consecutive week. The rookie nailed a career-long 46-yard field goal with 5:34 left in the third quarter to give Notre Dame a 26-17 lead.



#23 Notre Dame 35 • Nevada 0

Sept. 5, 2009 • Notre Dame, Ind. • Notre Dame Stadium



NOTRE DAME, Ind. (AP) - Jimmy Clausen must have felt as if he was still in paradise.

Clausen, last seen playing nearly flawless in a Hawaii Bowl victory, completed 15 of 18 passes for 315 yards and four touchdowns to lead No. 23 Notre Dame to a 35-0 victory over Nevada on Saturday.

The Irish ended a disappointing 2008 season with a 49-21 victory over Hawaii in the Hawaii Bowl that provided at least some hope for the future.

A much needed one, too, with a trip to Michigan, coming off its own impressive opening victory, up next week.

Clausen started the game by completing 10 of 11 passes for 184 yards and three touchdowns, highlighted by a career-long 70-yard pass for a touchdown to Michael Floyd. He bettered that in the third quarter with an 88-yard scoring pass to Floyd.

It was the third longest pass completion in Notre Dame history.

Floyd also had a 24-yard TD catch and tight end Kyle Rudolph opened the scoring with a 19-yard TD catch. The other touchdown by the Irish (1-0) came on a 1-yard run by Armando Allen Jr.

It was the first shutout for Notre Dame during the Weis era. The last shutout for the Irish was a 42-0 win over Rutgers in 2002. It was just the third time in Nevada coach Chris Ault's 25 years as coach that the Wolf Pack was shut out.

The Irish couldn't have gotten off to a much better start. The defense stopped Nevada on its first three third-down attempts and linebacker Toryan Smith stuffed Wolf Pack running back Vai Tauga for a 1-yard loss on fourth-and-1. Even highly touted freshman linebacker Manti Te'o got in on the act for Notre Dame on his first play early in the second quarter.

The Irish held the Wolf Pack to 153 yards rushing and 307 total yards.

The play of the defense against a Nevada offense that was third in the country in rushing last year had to inspire Notre Dame fans.

The play of Clausen must of had them giddy—even if it was more against a pass defense that ranked behind Hawaii's last season.

Clausen was 22 of 26 passing for 401 yards with five touchdowns in the Christmas Eve bowl victory. Nevada, which ranked last in the nation in pass defense, was just as helpless to stop him.

Kaepernick was 12 of 23 passing for 149 yards with two interceptions. He also ran for 39 yards on 10 carries. Tauga ran for 114 yards on 18 carries.

Score by Quarters	1	2	3	4	Score
Nevada	0	0	0	0	0
Notre Dame	7	21	7	0	35

Record: (0-1)
Record: (1-0)

First Quarter

8:42 ND RUDOLPH 19 yd pass from CLAUSEN (TAUSCH kick), 12-67 6:18

Second Quarter

14:54 ND FLOYD 24 yd pass from CLAUSEN (TAUSCH kick), 9-78 4:24

11:42 ND FLOYD 70 yd pass from CLAUSEN (TAUSCH kick), 2-79 0:46

1:48 ND ALLEN 1 yd run (TAUSCH kick), 8-80 3:45

Third Quarter

10:12 ND FLOYD 88 yd pass from CLAUSEN (TAUSCH kick), 4-99 1:58

TEAM STATS

	NEV	ND
FIRST DOWNS	15	20
RUSHES-YARDS (NET)	29-153	41-178
PASSING YDS (NET)	154	332
Passes Att-Comp-Int	27-13-2	20-17-0
TOTAL OFFENSE PLAYS-YARDS	56-307	61-510
Fumble Returns-Yards	0-0	0-0
Punt Returns-Yards	0-0	2-22
Kickoff Returns-Yards	5-88	1-23
Interception Returns-Yards	0-0	2-23
Punts (Number-Avg)	5-46.6	3-40.7
Fumbles-Lost	1-1	0-0
Penalties-Yards	4-49	3-35
Possession Time	26:20	33:40
Third-Down Conversions	2 of 11	6 of 12
Fourth-Down Conversions	0 of 1	1 of 2
Red-Zone Scores-Chances	0-3	2-2
Sacks By: Number-Yards	0-0	2-21

RUSHING: Nevada-Tauga 18-114; Kaepernick 10-39; Ball 1-0.

Notre Dame-ALLEN 15-72; GRAY, J. 9-50; HUGHES 6-20; RIDDICK 5-19; ALDRIDGE 3-13; TATE 1-3; CLAUSEN 2-1.

PASSING: Nevada-Kaepernick 12-23-2-149; Lantrip 1-4-0-5. Notre Dame-CLAUSEN 15-18-0-315; CRIST 2-2-0-17.

RECEIVING: Nevada-Session 5-51; Tauga 3-38; Wimberly 2-36; Wellington 2-27; Green 1-2. Notre Dame-FLOYD 4-189; RUDOLPH 4-29; TATE 3-59; ALLEN 3-25; WALKER, D. 1-15; PARRIS 1-10; GRAY, J. 1-5.

INTERCEPTIONS: Nevada-None. Notre Dame-McCARTHY, K. 1-23; BLANTON 1-0.

FUMBLES: Nevada-Tauga 1-1. Notre Dame-None.

SACKS (UA-A): Nevada-None. Notre Dame-SMITH, B. 1-0; SMITH, Toryan 1-0.

TACKLES (UA-A): Nevada-Johnson 5-5; Amaya 7-2; Bethea 3-6; Harvey 5-3; Moch 3-3; Marshall 2-4; Frey 4-1; Agaiva 0-4; Thompson 2-1; Roy 1-2; Coulson 2-0; Madonick 1-1; Liranzo 1-0; Grimes 1-0; Silva-Purcell 1-0; Miller 0-1; Slack 0-1; Tauga 0-1; Barker 0-1. Notre Dame-McCARTHY, K. 7-2; SMITH, H. 5-1; SMITH, Toryan 4-1; SMITH, S. 2-1; GRAY, G. 2-1; SMITH, B. 2-1; RYAN 1-2; BLANTON 2-0; TE'O 2-0; SLAUGHTER 2-0; McDONALD 1-1; FILER 1-1; JOHNSON 1-1; BROWN 1-1; WILLIAMS, I. 0-2; HERRING 1-0; ANELLO 0-1; CWYNAR 0-1; FLEMING 0-1.



Michigan 38 • #18 Notre Dame 34

Sept. 12, 2009 • Ann Arbor, Mich. • Michigan Stadium



ANN ARBOR, Mich. (AP) - Tate Forcier threw a 5-yard touchdown pass to Greg Mathews with 11 seconds left, lifting Michigan to a 38-34 win over No. 18 Notre Dame on Saturday.

Armando Allen ran for a touchdown and got the 2-point conversion on a nifty Statue of Liberty play with 5:13 left after Jimmy Clausen threw his third touchdown pass to give the Fighting Irish (1-1) the lead, but their defense could not deny Forcier and the Wolverines (2-0).

He was 23 of 33 for 240 yards, two TDs and an interception. He ran for 70 yards and a score -- squirting up the middle on fourth-and-3 to put Michigan up 31-20. In the opener, Forcier threw three TDs before halftime against Western Michigan.

Forcier's 31-yard TD run on a fourth down gave the Wolverines an 11-point lead early in the fourth quarter. He threw an interception on his next drive to aid Notre Dame's comeback, but he bounced back by converting a third down with a pass before his clutch connection with Mathews in the front corner of the end zone.

Jimmy Clausen completed 25 of 42 passes for 336 yards and three TDs, but missed some throws throughout the game that proved to be costly. Tate and Michael Floyd combined for 16 catches, 246 yards and three TDs, and Michigan cornerbacks Donovan Warren and Boubacar Cissoko struggled to contain the duo all day.

After Weis spoke to his team, Clausen did.

"I told them the same thing that Coach said," Clausen said. "We have to decide how we're going to go from here."

Score by Quarters	1	2	3	4	Score
Notre Dame	3	17	0	14	34
Michigan	14	3	7	14	38

Record: (1-1)
Record: (2-0)

First Quarter

4:12 UM Minor 2 yd run (Olesnavage kick), 9-79 3:46

0:46 ND TAUSCH 34 yd field goal, 8-56 3:26

0:34 UM Stonum 94 yd kickoff return (Olesnavage kick)

Second Quarter

12:34 ND TATE 4 yd pass from CLAUSEN (TAUSCH kick), 7-76 3:00

7:05 ND FLOYD 11 yd pass from CLAUSEN (TAUSCH kick), 7-69 3:47

2:41 ND TAUSCH 42 yd field goal, 5-17 3:07

0:00 UM Olesnavage 39 yd field goal, 9-48 2:41

TEAM STATS

	ND	UM
FIRST DOWNS	27	21
RUSHES-YARDS (NET)	30-154	38-190
PASSING YDS (NET)	336	240
Passes Att-Comp-Int	42-25-0	33-23-1
TOTAL OFFENSE PLAYS-YARDS	72-490	71-430
Fumble Returns-Yards	0-0	0-0
Punt Returns-Yards	1-5	0-0
Kickoff Returns-Yards	3-100	7-202
Interception Returns-Yards	1-20	0-0
Punts (Number-Avg)	4-40.0	5-36.0
Fumbles-Lost	1-1	3-0
Penalties-Yards	9-75	6-59
Possession Time	31:25	28:35
Third-Down Conversions	6 of 14	5 of 14
Fourth-Down Conversions	1 of 1	2 of 2
Red-Zone Scores-Chances	4-5	3-4
Sacks By: Number-Yards	2-9	0-0

Third Quarter

7:55 UM Koger 3 yd pass from Forcier (Olesnavage kick), 5-26 1:48

Fourth Quarter

14:16 UM Forcier 31 yd run (Olesnavage kick), 6-64 3:07

9:46 ND TATE 21 yd pass from CLAUSEN (CLAUSEN pass failed), 14-80 4:30

5:13 ND ALLEN 8 yd run (ALLEN rush), 7-36 2:29

0:11 UM Mathews 5 yd pass from Forcier (Olesnavage kick), 9-57 2:02

RUSHING: Notre Dame-ALLEN 21-139; KAMARA 1-10; TATE 1-5; CLAUSEN 2-0; GRAY, J. 3-0; HUGHES 1-0; RIDDICK 1-0. Michigan-Minor 16-106; Forcier 13-70; Robinson 4-21; Brown 4-minus 3; Odoms 1-minus 4.

PASSING: Notre Dame-CLAUSEN 25-42-0-336. Michigan-Forcier 23-33-1-240.

RECEIVING: Notre Dame-TATE 9-115; FLOYD 7-131; RUDOLPH 3-38; ALLEN 2-24; EVANS 2-15; GRAY, J. 1-7; KAMARA 1-6. Michigan-Mathews 5-68; Stonum 4-54; Koger 4-38; Brown 4-36; Odoms 3-18; Savoy 2-23; Grady 1-3.

INTERCEPTIONS: Notre Dame-McCARTHY, K. 1-20. Michigan-None.

FUMBLES: Notre Dame-GRAY, J. 1-1. Michigan-Minor 1-0; Forcier 1-0; Brown 1-0.

SACKS (UA-A): Notre Dame-FLEMING 1-0; RYAN 1-0. Michigan-None.

TACKLES (UA-A): Notre Dame-SMITH, H. 4-7; McCARTHY, K. 5-4; SMITH, B. 5-2; WALLS 4-3; McNEIL 4-1; JOHNSON 3-1; Smith, Toryan 3-1; FLEMING 3-1; BLANTON 2-1; RYAN 2-1; WILLIAMS, I. 2-1; GORDON 2-0; BROWN 2-0; LEWIS-MOORE 2-0; TE'O 1-1; SLAUGHTER 1-0; ANELLO 1-0; MOTTA 1-0. Michigan-Woolfolk 5-3; Williams 4-4; Ezech 2-5; Warren 3-3; Brown 3-3; Cissoko 4-1; Mouton 4-1; Graham 3-0; Kovacs 2-1; Martin 1-2; Roh 2-0; Van Bergen 1-1; Floyd 1-0; North 1-0; Smith 1-0; Mathews 1-0; Sagesse 0-1; Heinger 0-1.



Notre Dame 33 • Michigan State 30
 Sept. 19, 2009 • Notre Dame, Ind. • Notre Dame Stadium



NOTRE DAME, Ind. (AP) - Kyle McCarthy saved Notre Dame from another last-minute loss, one play after Michigan State cut the Fighting Irish a break.

McCarthy's interception at the 4-yard line with 57 seconds left sealed Notre Dame's 33-30 win after Jimmy Clausen threw for 300 yards, including the game-winning score on a 33-yard TD pass to Golden Tate with 5:18 left.

"I think this is a huge step for our guys. Not necessarily for the program, but for the guys in the locker room," said McCarthy, who has an interception in each game this season. "We deserve this win."

It was the second straight week the Spartans gave an opponent a second chance and paid for it.

Michigan State's Larry Caper slipped through the Irish defense and was all alone in the back of the end zone. Caper got his hands on it, but it was high and he couldn't pull it down.

The play was reminiscent of Tate Forcier's game-winning TD pass with 11 seconds left the week before for Michigan against Notre Dame.

"After last week, how bad everybody felt in a very similar situation in the ending of the game, to make a play to change the outcome in favor of us, I'm really, really happy for those kids in there," said coach Charlie Weis. "It's nice to see how genuinely excited they are. They feel great."

Instead, the unforced error evoked memories of Michigan State's offside penalty against Central Michigan that gave the Chippewas a second chance at the winning field goal.

"It was a little tougher than Central Michigan because it was such a big win for us," said, Michigan State receiver Keshawn Martin, who threw a 30-yard TD pass to Blair White.

The Irish held on to beat the Spartans in Notre Dame Stadium for the first time since 1993, but lost star wide receiver Michael Floyd to what may be a broken collarbone.

Floyd was hurt in the first half and Weis said the training staff told him "clavicle" and he assumes they meant that it's broken. Second in the nation with 160 yards receiving per game, Floyd finished with two catches for 38 yards.

Cousins was 23 of 35 passing for 302 yards for MSU, which was held to 105 yards rushing.

"He played well with the exception of the last throw," Dantonio said.

Cousins was under pressure from linebacker Darius Fleming when he threw the interception.

"I needed to throw the ball away or take a sack, anything to throw the ball away," he said.

Armando Allen ran for 115 yards and a touchdown and threw for another out of a wildcat formation, and Nick Tausch kicked field goals of 22 and 46 yards for the Irish (2-1), though he missed an early extra point. It was the third 100-yard game of Allen's career and his second straight.

White caught a pair of touchdown passes and Caper ran for two more as the Spartans (1-2) lost for the second straight week. It was the second time in the past nine meetings that the home team won.

Clausen was 22 of 31 and injured his right foot when he was sacked in the second quarter, but only missed two plays in the game.

Tate finished with 127 yards on seven catches.

Score by Quarters	1	2	3	4	Score
Michigan State	3	14	6	7	30 Record: (1-2)
Notre Dame	13	3	10	7	33 Record: (2-1)

First Quarter	Second Quarter	Third Quarter	Fourth Quarter
12:21 ND Allen 13 yd run (Tausch kick), 4-84 1:40	9:30 MSU White 30 yd pass from Martin (Swenson kick), 4-80 1:12	11:49 ND Paris 5 yd pass from Allen (Tausch kick), 6-70 3:11	9:33 MSU White 17 yd pass from Cousins (Swenson kick), 5-86 2:27
7:11 MSU Swenson 43 yd field goal, 12-43 5:10	3:14 ND Tausch 22 yd field goal, 11-50 4:44	5:34 ND Tausch 46 yd field goal, 10-18 4:11	5:18 ND Tate 33 yd pass from Clausen (Tausch kick), 8-73 4:15
4:59 ND Floyd 22 yd pass from Clausen (Tausch kick failed)	1:01 MSU Caper 1 yd run (Swenson kick), 7-81 2:13	1:24 MSU Caper 7 yd run (Swenson kick blocked), 8-70 4:10	

TEAM STATS	MSU	ND
FIRST DOWNS	27	25
RUSHES-YARDS (NET)	25-105	37-133
PASSING YDS (NET)	354	304
Passes Att-Comp-Int	40-26-1	34-24-1
TOTAL OFFENSE PLAYS-YARDS	65-459	71-437
Fumble Returns-Yards	0-0	1-5
Punt Returns-Yards	0-0	2-23
Kickoff Returns-Yards	7-154	5-125
Interception Returns-Yards	1-0	1-20
Punts (Number-Avg)	3-45.0	3-41.3
Fumbles-Lost	1-1	1-0
Penalties-Yards	6-40	11-99
Possession Time	25:30	34:30
Third-Down Conversions	5 of 10	5 of 11
Fourth-Down Conversions	0 of 0	1 of 1
Red-Zone Scores-Chances	3-4	3-3
Sacks By: Number-Yards	2-16	0-0

RUSHING: Michigan State-Caper 12-51; Ray 3-23; Nichol 2-14; Winston 6-14; Cousins 2-3. Notre Dame-Allen 23-115; Gray 4-24; Clausen 7-minus 1; Tate 1-minus 1; Team 2-minus 4.

PASSING: Michigan State-Cousins 23-35-1-302; Nichol 2-4-0-22; Martin 1-1-0-30. Notre Dame-Clausen 22-31-0-300; Crist 1-2-1-minus 1; Allen 1-1-0-5.

RECEIVING: Michigan State-Cunningham 7-74; Dell 6-121; White 6-75; Linthicum 3-34; Gantt 2-31; Ray 1-14; Sims 1-5. Notre Dame-Tate 7-127; Rudolph 6-95; Kamara 3-23; Parris 3-16; Floyd 2-38; Allen 2-6; Hughes 1-minus 1.

INTERCEPTIONS: Michigan State-Robinson 1-0. Notre Dame-McCarthy 1-20.

FUMBLES: Michigan State-Ray 1-1. Notre Dame-Clausen 1-0.

SACKS (UA-A): Michigan State-Pickelman 0-1; Worthy 1-0; Gordon 0-1. Notre Dame-None.

TACKLES (UA-A): Michigan State-Jones 3-6; Gordon 2-6; Ware 7-0; Hyde 4-2; Pickelman 2-4; Jenrette 2-4; Robinson 2-4; Denson 2-3; Rucker, Chris L. 2-3; Misch 0-4; Anderson 1-2; Strayhorn 2-0; Worthy 1-1; Davis-Clark 1-1; Neely 1-1; Rolf 1-0; Fortener 1-0; Cousins 1-0; Norman 0-1; Anderson 0-1; Wilson 0-1. Notre Dame-McCarthy, K. 7-2; Smith, H. 5-2; Smith, B. 3-2; Blanton 2-3; Herring 4-0; Smith, S. 2-2; Lewis-Moore 1-3; Williams, I. 2-1; Motta 2-1; Johnson 0-3; Fleming 2-0; Walls 2-0; Brown 2-0; Slaughter 1-0; McDonald 1-0; Te'o 0-1; Cave 0-1; Ryan 0-1; Cwynar 0-1; Smith, Toryan 0-1.



Notre Dame 24 • Purdue 21
 Sept. 26, 2009 • West Lafayette, Ind. • Ross-Ade Stadium



WEST LAFAYETTE, Ind. (AP) - With the game on the line, Notre Dame coach Charlie Weis put the game in the hands of his hobbled star.

Gimpy Jimmy Clausen completed a 2-yard touchdown pass to Kyle Rudolph with 24.8 seconds to play, and Notre Dame rallied for a 24-21 win over Purdue on Saturday night.

Clausen, slowed by a turf toe injury on his right foot, split time with Dayne Crist. Though Crist directed two touchdown drives with the Wildcat offense in the first half, Clausen returned to the game when it got tight in the fourth quarter.

The Fighting Irish (3-1) took over trailing 21-17 with 3:41 to go. Clausen completed a 22-yard pass to Rudolph to move the ball to the Purdue 32, but a sack forced Notre Dame into a third-and-14. Clausen completed a 15-yard pass to Robby Parris for a first down. A 17-yarder to Golden Tate set up a first-and-goal at the 4. After three plays netted two yards, Clausen found Rudolph in the end zone on fourth down for the winner.

Clausen, the nation's No. 2 passer, wasn't himself. He completed 15 of 26 for 171 yards, and he threw his first interception of the season.

He found his rhythm in the final minutes.

It was the third straight Notre Dame game decided in the final minute. Kyle McCarthy had an interception at the 4-yard line with 57 seconds left to seal Notre Dame's 33-30 win over Michigan State last week. A week earlier, Michigan's Tate Forcier threw a 5-yard touchdown pass with 11 seconds remaining to beat the Irish 38-34.

Notre Dame played without its leading rusher and receiver. Running back Armando Allen sat out with an injured right ankle and receiver Michael Floyd was knocked out for the season last week with a broken collarbone.

Joey Elliott passed for 289 yards and three touchdowns in his best game of the season for Purdue (1-3). Keith Smith caught 11 passes and tied a career high with 136 yards.

Purdue's three losses are by a combined 11 points.

The Boilermakers (1-3) drove deep into Notre Dame territory late in the third quarter and began the fourth quarter trailing by 10 with the ball at the Notre Dame 15. Elliott completed a slant pass to Smith for a 3-yard touchdown, and the Boilermakers cut Notre Dame's lead to 17-14.

Purdue got another chance with just under six minutes to play. Jaycen Taylor took a play-action fake out of the backfield, caught a pass in the flat from Elliott and raced untouched for a 38-yard touchdown that gave Purdue a 21-17 lead with just under four minutes to play.

Purdue didn't deny the importance of the game, saying all week that the rivalry had special meaning. The Boilermakers wore all-black uniforms for the first time since Oct. 21, 2006 against Wisconsin and the "Purdue" in the end zones were painted black with a gold outline instead of gold with a black outline.

But Clausen sent the Purdue home fans disappointed.

Score by Quarters	1	2	3	4	Score
Notre Dame	3	14	0	7	24 Record: (3-1)
Purdue	7	0	0	14	21 Record: (1-3)

First Quarter	Second Quarter	Third Quarter	Fourth Quarter
11:53 PUR Valentin 36 yd pass from Elliott (Wiggs kick), 8-80 3:07	10:43 ND Hughes 2 yd run (Tausch kick), 9-73 4:07	13:41 PUR Smith 3 yd pass from Elliott (Wiggs kick), 10-59 3:21	11:53 PUR Valentin 36 yd pass from Elliott (Wiggs kick), 8-80 3:07
2:23 ND Tausch 34 yd field goal, 10-60 3:57	4:43 ND Tate 14 yd run (Tausch kick), 7-62 3:49	3:41 PUR Taylor 38 yd pass from Elliott (Wiggs kick), 5-69 2:15	2:23 ND Tausch 34 yd field goal, 10-60 3:57
		0:25 ND Rudolph 2 yd pass from Clausen (Tausch kick), 12-72 3:16	

TEAM STATS	ND	PUR
FIRST DOWNS	23	16
RUSHES-YARDS (NET)	43-167	26-74
PASSING YDS (NET)	216	289
Passes Att-Comp-Int	36-20-1	38-22-1
TOTAL OFFENSE PLAYS-YARDS	79-383	64-363
Fumble Returns-Yards	0-0	0-0
Punt Returns-Yards	1-16	2-49
Kickoff Returns-Yards	4-96	5-86
Interception Returns-Yards	1-2	1-0
Punts (Number-Avg)	4-37.8	5-37.4
Fumbles-Lost	0-0	1-1
Penalties-Yards	6-41	13-103
Possession Time	34:25	25:35
Third-Down Conversions	6 of 15	7 of 15
Fourth-Down Conversions	1 of 3	0 of 2
Red-Zone Scores-Chances	4-5	1-1
Sacks By: Number-Yards	2-18	4-21

RUSHING: Notre Dame-Hughes 15-68; Tate 9-55; Riddick 1-24; Gray, Jonas 9-18; Crist 4-16; TEAM 1-minus 1; Clausen 4-minus 13. Purdue-Bolden 17-67; Taylor 2-6; Smith 1-6; Valentin 1-1; Elliott 5-minus 6.

PASSING: Notre Dame-Clausen 15-26-1-171; Crist 5-10-0-45. Purdue-Elliott 22-38-1-289.

RECEIVING: Notre Dame-Tate 5-57; Rudolph 4-52; Kamara 3-20; Hughes 3-9; Gray, Jonas 2-42; Parris 1-15; Evans 1-12; Burger 1-9. Purdue-Smith 11-136; Adams 4-26; Carlos 2-27; Taylor 1-38; Valentin 1-36; Adams 1-11; Smith 1-9; Bolden 1-6.

INTERCEPTIONS: Notre Dame-Walls 1-2. Purdue-Pender 1-0.

FUMBLES: Notre Dame-None. Purdue-Valentin 1-1.

SACKS (UA-A): Notre Dame-Fleming 1-0; Te'o 1-0. Purdue-Werner 2-0; Gooden 1-0; Kerrigan 1-0.

TACKLES (UA-A): Notre Dame-McCarthy 6-4; Blanton 5-3; Brown 3-2; Lewis-Moore 4-0; Smith, B. 4-0; Fleming 4-0; Smith, T. 2-0; Neal 2-0; Ryan 2-0; Williams, I. 1-1; Walls 1-1; Smith, H. 0-2; Rudolph 1-0; Gray, G. 1-0; Anello 1-0; Te'o 1-0; Smith, S. 1-0; Posluszny 1-0; Maust 1-0; Johnson 1-0; Filer 0-1. Purdue-McLean 7-3; Holland 4-6; Kerrigan 5-3; Werner 6-1; Williams 4-3; Carlino 3-3; King 4-0; Evans 3-1; Pender 2-1; Short 1-2; Beckford 2-0; Maci 2-0; Gooden 1-1; Higgs 0-2; Wolf 1-0; Brown 1-0; Wiggs 1-0; Mondek 1-0.



Notre Dame 37 • Washington 30 (ot)

Oct. 3, 2009 • Notre Dame, Ind. • Notre Dame Stadium



NOTRE DAME, Ind. (AP) - Notre Dame waited even later than the last minute to pull out this finish.

Robert Hughes scored on a 1-yard run in overtime and safeties Harrison Smith and Kyle McCarthy jarred the ball loose from Washington receiver D'Andre Goodwin near the goal line on fourth-and-19 as the Fighting Irish beat the Huskies 37-30 Saturday.

It was the fourth straight game decided in the final 60 seconds for the Irish, the last three of which were wins.

The Irish (4-1) stayed in it with a pair of goal-line stands in the second half.

The first was late in the third quarter when the Irish held the Huskies (2-3) for no points on two plays from the 1-yard line on a pair of keepers by Jake Locker. Locker gained a half yard on the first play, but was stopped by Brian Smith and McCarthy. On fourth-and-goal from the 1, Locker lost a half yard when Kerry Neal and Harrison Smith stopped him.

Chris Polk appeared to give the Huskies a 30-22 lead with a 6-yard TD run with 7:07 left, but after a review he was ruled down on the half-yard line.

The Huskies couldn't advance the ball on three tries, but got a fresh set of downs when Notre Dame nose tackle Ian Williams was called for roughing the snapper on the field goal attempt. The Huskies couldn't get it in on the next three plays either, with Locker being stuffed for no gain from the 1. Erik Folk kicked a 24-yard field goal to cap the 19-play drive that ate up 9 minutes and 19 seconds on the clock.

Jimmy Clausen was 23 of 31 passing for a career-high 422 yards, the fifth highest passing yardage in five seasons under coach Charlie Weis. He had a 67-yard TD pass to Golden Tate, a 77-yard pass to Tate that set up a field goal and a 12-yard TD pass to Kyle Rudolph with 80 seconds left to give Notre Dame a 30-27 lead.

Folk kicked a 37-yard field goal with 6 seconds left to tie the game at 30.

Golden Tate caught nine passes for a career-high 244 yards and a touchdown. He set up Hughes' TD run with a 22-yard catch on the first play in overtime.

Locker was 22 of 40 passing for 281 yards and a touchdown. He also ran for a touchdown, but couldn't come up with the big play in overtime as he had three incomplete passes and was sacked for a 9-yard loss.

Nick Tausch tied a Notre Dame record with five field goals as Washington's defense repeatedly held the Irish out of the end zone.

Linebacker Manti Te'o, a highly rated recruit playing extensively for the first time, finished with 10 tackles.

Score by Quarters	1	2	3	4	OT	Score	
Washington	7	10	7	6	0	30	Record: (2-3)
Notre Dame	3	13	3	11	7	37	Record: (4-1)

First Quarter

10:10 UW Locker 5 yd run (Folk kick), 9-56 4:50
7:11 ND Tausch 34 yd field goal, 7-49 2:59

Second Quarter

14:08 ND Tausch 40 yd field goal, 10-58 5:27
7:20 ND Tausch 34 yd field goal, 10-72 4:42
4:39 UW Trufant 17 yd fumble recovery (Folk kick)
3:27 ND Tate 67 yd pass from Clausen (Tausch kick), 3-78 1:12
0:00 UW Folk 40 yd field goal, 5-53 0:51

Third Quarter

12:51 ND Tausch 21 yd field goal, 5-76 2:09
8:57 UW Kearse 8 yd pass from Locker (Folk kick), 9-64 3:54

Fourth Quarter

12:23 ND Tausch 24 yd field goal, 9-93 3:14
3:04 UW Folk 24 yd field goal, 19-69 9:19
1:20 ND Rudolph 12 yd pass from Clausen (Hughes rush), 5-63 1:44
0:06 UW Folk 37 yd field goal, 9-70 1:14

Overtime

15:00 ND Hughes 1 yd run (Tausch kick), 2-25 0:00

TEAM STATS

	UW	ND
FIRST DOWNS	25	23
RUSHES-YARDS (NET)	39-176	29-108
PASSING YDS (NET)	281	422
Passes Att-Comp-Int	40-22-0	31-23-1
TOTAL OFFENSE PLAYS-YARDS	79-457	60-530
Fumble Returns-Yards	1-17	0-0
Punt Returns-Yards	0-0	0-0
Kickoff Returns-Yards	8-147	6-129
Interception Returns-Yards	1-10	0-0
Punts (Number-Avg)	4-40.5	2-39.5
Fumbles-Lost	1-1	1-1
Penalties-Yards	13-82	6-43
Possession Time	32:23	27:37
Third-Down Conversions	7 of 17	2 of 10
Fourth-Down Conversions	1 of 3	0 of 0
Red-Zone Scores-Chances	4-5	6-6
Sacks By: Number-Yards	3-19	3-22

RUSHING: Washington-Polk 22-136; Locker 16-33; Fogerson 1-7. Notre Dame-Hughes 8-70; Allen 12-39; Tate 1-31; Clausen 8-minus 32.

PASSING: Washington-Locker 22-40-0-281. Notre Dame-Clausen 23-31-1-422.

RECEIVING: Washington-Kearse 8-94; Middleton 4-33; Goodwin 3-65; Johnson 2-59; Fogerson 2-16; Polk 2-9; Homer 1-5. Notre Dame-Tate 9-244; Rudolph 4-53; Evans 4-34; Allen 3-20; Parris 2-46; Hughes 1-25.

INTERCEPTIONS: Washington-Butler 1-10. Notre Dame-None.

FUMBLES: Washington-Locker 1-1. Notre Dame-Clausen 1-1.

SACKS (UA-A): Washington-Dennison 1-0. Notre Dame-Johnson 1-0; Lewis-Moore 1-0; Neal 1-0.

TACKLES (UA-A): Washington-Williams 5-3; Dennison 5-3; Trufant 5-1; Richardson 4-1; Foster 2-3; Gage 2-2; Walker 2-2; Butler 2-1; Glenn 1-2; Folk 0-3; Ta'amu 1-1; Te'o-Nesheim 1-1; Fellner 1-1; Wiggs 0-2; Matthews 1-0; Long 0-1; Elisara 0-1. Notre Dame-McCarthy 7-5; Te'o 2-8; Neal 5-2; Smith, B. 4-3; Lewis-Moore 4-3; Smith, H. 4-2; Johnson 3-2; Smith, S. 2-3; Filer 2-2; Blanton 2-2; Brown 2-1; Ryan 1-1; Williams, I. 0-2; Smith, T. 0-2; Motta 1-0; Allen 1-0; Anello 1-0; Walls 1-0; Slaughter 1-0; Herring 1-0; Mullen 0-1; Burger 0-1; McNeil 0-1; Gordon 0-1.



#6/5 USC 34 • #25/25 Notre Dame 27

Oct. 17, 2009 • Notre Dame, Ind. • Notre Dame Stadium



NOTRE DAME, Ind. (AP) - Notre Dame quarterback Jimmy Clausen nearly executed another thrilling fourth-quarter rally, but came up four yards short as No. 6 Southern California held on for a 34-27 victory against No. 25 Notre Dame.

Notre Dame's streak of last-minute victories ended at three, but the Fighting Irish (4-2) at least showed they could compete with their longtime rivals this season.

USC had dominated Notre Dame and coach Charlie Weis the past three seasons and led 34-14 in the fourth quarter Saturday. The Fighting Irish seemed on their way to the type of lopsided loss that would have their supporters grumbling about Weis again.

Instead, Clausen and the Irish rallied back, but couldn't score into the same end zone where the Trojans (5-1) famously scored four years ago on the Bush Push, which gave Reggie Bush, Matt Leinart and USC a 34-31 victory in Weis' first season.

On Clausen's first pass into the end zone, Kyle Rudolph made juggling catch but was out of bounds. The second was knocked down by Josh Pinkard and the Trojans started celebrating thinking the game was over.

Clausen and USC quarterback Matt Barkley, pals from southern California, even exchanged what they thought was a post-game handshake.

But the officials ruled there was 1 second left. Clausen fired to Duval Kamara, who slipped and couldn't get a hand on it.

Barkley was 19 for 29 for 380 yards and two touchdowns to Damian Williams, who had four catches for 108 yards. Anthony McCoy had five catches for 153 yards.

The Trojans appeared to be on the verge of blowing the game open when Joe McKnight dove in for a TD early in the fourth quarter.

The Irish closed to 34-27 midway through the fourth quarter on a 2-yard TD run by Clausen and a 15-yard TD pass from Clausen to Golden Tate after an interception by Irish cornerback Gary Gray.

Clausen was 24-of-43 passes for 260 yards and two touchdown passes while facing a strong USC pass rush. He threw the ball away five times and was sacked five times. And in the end, he gave Notre Dame a chance, which is far more than the Irish have had in recent years against Carroll's mighty Trojans. In the previous three meetings, USC outscored Notre Dame 120-27.

Tate had eight catches for 117 yards. The Irish also got a 25-yard completion on a faked field goal attempt by holder Eric Maust that set up another touchdown.

The Irish were aided in their final drive by a couple of penalties by USC. Robby Parris caught a 13-yard pass on fourth down to the USC 16, but All-American Taylor Mays was called for a personal foul on the hit to Parris. That got the ball to the 8. Then Malik Jackson was called two plays later for roughing the passer, placing the ball on the 4.

But the Irish couldn't get the game to overtime and USC celebrated its 10th straight win against a ranked opponent.

Score by Quarters	1	2	3	4	Score	
USC	7	6	14	7	34	Record: (5-1)
Notre Dame	7	0	7	13	27	Record: (4-2)

First Quarter

8:47 USC Williams 20 yd pass from Barkley (Congdon kick), 5-88 2:09
1:04 ND Hughes 2 yd run (Tausch kick), 9-56 3:45

Second Quarter

12:44 USC Congdon 24 yd field goal, 11-80 3:20
7:10 USC Congdon 37 yd field goal, 10-53 4:31

Third Quarter

7:29 USC Williams 41 yd pass from Barkley (Congdon kick), 6-73 2:37
5:18 ND Tate 45 yd pass from Clausen (Tausch kick), 4-78 2:11
2:35 USC Bradford 3 yd run (Congdon kick), 5-73 2:43

Fourth Quarter

13:33 USC McKnight 1 yd run (Congdon kick), 6-66 2:02
11:13 ND Clausen 2 yd run (Tausch kick blocked), 7-68 2:20
7:28 ND Tate 15 yd pass from Clausen (Tausch kick), 3-13 1:27

TEAM STATS

	USC	ND
FIRST DOWNS	21	27
RUSHES-YARDS (NET)	33-121	31-82
PASSING YDS (NET)	380	285
Passes Att-Comp-Int	29-19-1	44-25-0
TOTAL OFFENSE PLAYS-YARDS	62-501	75-367
Fumble Returns-Yards	0-0	0-0
Punt Returns-Yards	1-4	1-2
Kickoff Returns-Yards	5-68	6-124
Interception Returns-Yards	0-0	1-30
Punts (Number-Avg)	4-38.2	5-37.8
Fumbles-Lost	1-0	4-0
Penalties-Yards	8-70	4-38
Possession Time	28:49	31:11
Third-Down Conversions	6 of 13	5 of 14
Fourth-Down Conversions	0 of 0	2 of 3
Red-Zone Scores-Chances	5-5	3-4
Sacks By: Number-Yards	5-24	3-18

RUSHING: USC-McKnight 19-79; Bradford 8-45; Williams 1-9; Havili 1-5; Barkley 4-minus 17. Notre Dame-Allen 12-51; Hughes 6-17; Goodman 1-13; Tate 1-3; Aldridge 2-2; Clausen 9-minus 4.

PASSING: USC-Barkley 19-29-1-380. Notre Dame-Clausen 24-43-0-260; Maust 1-1-0-25.

RECEIVING: USC-McCoy 5-153; Williams 4-108; Butler 2-32; Ellison 2-23; Ausberry 2-14; Havili 1-19; Johnson 1-13; Ayles 1-10; McKnight 1-8. Notre Dame-Parris 9-92; Tate 8-117; Rudolph 3-9; Allen 2-35; Kamara 2-23; Goodman 1-9.

INTERCEPTIONS: USC-None. Notre Dame-Gray 1-30.

FUMBLES: USC-Gable 1-0. Notre Dame-Tate 1-0; Goodman 1-0; Rudolph 1-0; Parris 1-0.

SACKS (UA-A): USC-Griffin 2-0; Perry 2-0; Horton 1-0. Notre Dame-Ryan 1-0; Filer 0-1; Lewis-Moore 0-1; Smith, B. 0-1; Johnson 0-1.

TACKLES (UA-A): USC-Casey 3-7; Mays 1-9; Galippo 1-8; Morgan 3-3; Thomas 3-2; Smith 1-4; Perry 3-1; Pinkard 2-2; Griffen 2-2; Horton 1-2; Harris 1-2; Bryant 2-0; McAllister 2-0; Armstead 1-1; Jones 1-1; Horton 0-2; Cumming 1-0; Byers 1-0; McDonald 0-1; Ellison 0-1; Harris 0-1; Jackson 0-1; Kennard 0-1; Green 0-1; Shoemate 0-1; Harfman 0-1. Notre Dame-Te'o 4-4; Smith, B. 3-5; Gray, G. 2-4; McCarthy, K. 3-2; Lewis-Moore 3-2; Blanton 3-1; Walls 2-2; Ryan 1-3; Smith, H. 1-3; Brown 3-0; Filer 2-1; Williams, I. 2-0; Fleming 1-1; Johnson 0-2; Smith, S. 1-0; Motta 1-0.



Notre Dame 20 • Boston College 16
Oct. 24, 2009 • Notre Dame, Ind. • Notre Dame Stadium



NOTRE DAME, Ind. (AP) - Golden Tate caught 11 passes for 128 yards and two touchdowns to lead Notre Dame to a 20-16 victory over Boston College on Saturday, ending a six-game losing streak to the Eagles.

Notre Dame (5-2) came up with three interceptions in the second half, the final one with 98 seconds left. The last five games the Fighting Irish had played were decided in the final minute.

The Eagles (4-3) repeatedly beat the Notre Dame defense as Dave Shinskie threw for a season-high 279 yards and a touchdown, but the Irish came up with big plays, including two interceptions by Kyle McCarthy. BC had five turnovers, while the Irish had none.

Jimmy Clausen was 26 of 39 passing for 246 yards for Notre Dame.

It appeared for a while the 25-year-old Shinskie would become the third freshman quarterback to beat the Irish this season, joining Michigan's Tate Forcier and USC's Matt Barkley. While the BC running game struggled again on the road, finishing with 70 yards on 29 carries, Shinskie repeatedly found open receivers. BC looked much better than the team that came into the game with the nation's 106th ranked passing offense, averaging 171 yards a game.

Notre Dame coaches talked during the week about the need for the Irish to cutdown on the number of big plays they had been giving up, especially against the pass. Shinskie threw 10 passes of 20 or more yards and had a 15-yard run.

BC had a chance to take control after scoring on its first possession of the first half to take a 16-13 lead, but the Irish defense came up big at key times. First the Irish forced a fumble by Montel Harris at their 1 on BC's second possession of the second half. It was the second lost fumble by Harris, who came into the game with a streak of 356 touches without a fumble.

Then on BC's next possession, McCarthy intercepted a pass by Shinskie at the Notre Dame 23.

McCarthy came up with another interception at the Notre Dame 26 with 4:23 left, that could have sealed the win. But the Irish offense went three-and-out and BC got the ball back at its own 32. On fourth-and-16, Shinskie completed a 28-yard pass to Rich Gunnell, who had 10 catches for 179 yards. On the next play, McCarthy was called for pass interference on a pass to Justin Jarvis.

Two plays later, Irish linebacker Brian Smith made the final interception.

The BC defense contributed as well, tallying a safety in the first quarter and stopping the Irish on a fourth-and-goal from the 1 line early in the fourth quarter.

Boston College took the lead when Shinskie threw a 7-yard TD pass to Gunnell with 4:40 left in the second quarter. The Eagles had been outscored 53-0 at Clemson and at Virginia Tech in the first three quarters.

Score by Quarters	1	2	3	4	Score
Boston College	2	7	7	0	16 Record: (5-3)
Notre Dame	3	10	0	7	20 Record: (5-2)

First Quarter

10:08 ND Tausch 37 yd field goal, 10-53 4:52
 7:42 BC Ramella safety

Second Quarter

8:44 ND Tausch 34 yd field goal, 10-36 2:31
 4:40 BC Gunnell 7 yd pass from Shinskie (Aponavicus kick), 9-68 4:04
 0:36 ND Tate 11 yd pass from Clausen (Tausch kick), 12-74 4:04

Third Quarter

12:14 BC Harris 2 yd run (Aponavicus kick), 6-56 2:46

Fourth Quarter

8:12 ND Tate 36 yd pass from Clausen (Tausch kick), 3-49 1:04

TEAM STATS

	BC	ND
FIRST DOWNS	16	22
RUSHES-YARDS (NET)	29-70	37-106
PASSING YDS (NET)	279	246
Passes Att.-Comp-Int	35-17-3	39-26-0
TOTAL OFFENSE PLAYS-YARDS	64-349	76-352
Fumble Returns-Yards	0-0	0-0
Punt Returns-Yards	0-0	1-8
Kickoff Returns-Yards	5-117	3-51
Interception Returns-Yards	0-0	3-37
Punts (Number-Avg)	5-42.0	6-32.7
Fumbles-Lost	3-2	0-0
Penalties-Yards	6-45	8-82
Possession Time	27:12	32:48
Third-Down Conversions	6 of 13	5 of 15
Fourth-Down Conversions	1 of 1	0 of 1
Red-Zone Scores-Chances	2-3	3-4
Sacks By: Number-Yards	1-15	0-0

RUSHING: Boston College-Harris 22-38; Shinskie 3-19; McCluskey 3-15; Team 1-minus 2. Notre Dame-Allen 21-98; Gray 1-6; Hughes 4-5; Maust 1-4; Clausen 6-1; Tate 1-minus 2; Team 3-minus 6.

PASSING: Boston College-Shinskie 17-35-3-279. Notre Dame-Clausen 26-39-0-246.

RECEIVING: Boston College-Gunnell 10-179; Larmond, Jr. 3-61; Pantale 1-22; Jarvis 1-21; Anderson 1-2; Harris 1-minus 6. Notre Dame-Tate 11-128; Kamara 7-60; Goodman 3-22; Toma 2-13; Rudolph 1-11; Allen 1-9; Parris 1-3.

INTERCEPTIONS: Boston College-None. Notre Dame-McCarthy 2-27; Smith, B. 1-10.

FUMBLES: Boston College-Harris 3-2. Notre Dame-None.

SACKS (UA-A): Boston College-Ramella 1-0. Notre Dame-None.

TACKLES (UA-A): Boston College-Kuechly 7-7; Fletcher 3-6; Gause 5-3; Morrissey 3-5; Bowman 3-5; Albright 2-5; Rollins 5-1; McLaughlin 1-4; Davis 1-4; Ramsey 0-4; Ramella 1-2; Jarvis 2-0; Rossi 1-1; Thompson 0-1; Newman 0-1; Finch 0-1. Notre Dame-Te'o 2-7; Williams, I. 0-7; Lewis-Moore 2-4; Smith, B. 0-6; McCarthy, K. 2-3; Brown 4-0; Smith, H. 2-2; Blanton 0-4; Fleming 3-0; Slaughter 2-1; Gordon 1-1; Gray, G. 1-1; Walls 1-0; McNeil 1-0; Cwynar 0-1; Neal 0-1; Filer 0-1; Herring 0-1; Ryan 0-1; Anello 0-1; McDonald 0-1; Johnson 0-1.



#25/25 Notre Dame 40 • Washington State 14
Oct. 31, 2009 • San Antonio, Texas • Alamodome



SAN ANTONIO (AP) - Jimmy Clausen wandered the Notre Dame sideline worry-free with the clock ticking down and a blowout victory minutes away.

For the first time in almost two months, the Fighting Irish could relax in the fourth quarter.

Clausen threw two touchdowns, including a desperation heave that Golden Tate spectacularly pulled down to end the first half, and Notre Dame clobbered Washington State 40-14 on Saturday night.

The previous six games for Notre Dame (6-2) were nerve-wrackingly decided in the final minutes. This time, the Irish had Washington State (1-7) buried by halftime.

Robert Hughes ran for 131 yards on 24 carries and had a touchdown, delighting a Texas crowd that was overwhelmingly filled with Fighting Irish fans. The Alamodome blowout debuted Notre Dame's plan to play one offsite home game a year.

Clausen, keeping his name in the Heisman Trophy conversation, was 22 of 27 for 268 yards. The jewel was his 50-yard bomb on the final play before halftime to Tate, who somehow made the grab between three defenders.

Officials reviewed the catch --- perhaps the only time the Irish were in suspense all night. Tate sprung for the ball and tumbled to the ground in a tangled mass, but after the replay booth confirmed the junior had possession, the stadium erupted.

Hughes had a career game starting in place of Armando Allen Jr., who has been bothered by a right ankle he sprained a month ago. Standing on the sideline without pads, Allen watched Notre Dame get their most convincing win since routing Nevada 35-0 in the season opener.

Tate's Hail Mary haul was his second sensational score. He earlier went on a 16-yard touchdown run that began with him running smack into two linebackers before spinning around, leaving the would-be tacklers colliding and grasping for air as Tate dashed to the end zone.

Tate finished with 141 total yards. He called his biggest grab luck.

Clausen sat out the fourth quarter after one of his most accurate games of the season. He now has 18 touchdowns on the season to just two interceptions.

Clausen was replaced by sophomore Dayne Crist, who went 2 of 6 for 69 yards and had a 64-yard touchdown to John Goodman. But Crist was carried off the field in the fourth when the sophomore's left leg got trapped under the 285-pound frame of Washington State defensive end Toby Turpin.

Nick Tausch kicked field goals from 16 and 23 yards and set a Notre Dame record with 14 consecutive field goals without a miss.

The Irish didn't sell out the 65,000-seat Alamodome but likely impressed those they wanted to most: sought-after Texas recruits. Notre Dame will play its future offsite home games in Texas, Florida or New York.

The Irish are already scheduled to be back in the Lone Star State in 2013 to play Arizona State at Cowboys Stadium.

Score by Quarters	1	2	3	4	Score
Washington State	0	7	0	7	14 Record: (1-7)
Notre Dame	9	21	3	7	40 Record: (6-2)

First Quarter

9:44 ND Tausch 29 yd field goal, 10-45 4:23
 0:14 ND Kamara 7 yd pass from Clausen (Tausch kick blocked), 6-80 3:04

Second Quarter

9:29 ND Tate 16 yd run (Tausch kick), 8-71 4:01
 4:05 ND Hughes 1 yd run (Tausch kick), 8-80 4:02
 1:16 WSU Karstetter 11 yd pass from Tuel (Grasu kick), 7-67 2:49
 0:00 ND Tate 50 yd pass from Clausen (Tausch kick), 6-75 1:16

Third Quarter

3:16 ND Tausch 23 yd field goal, 11-40 6:10

TEAM STATS

	WSU	ND
FIRST DOWNS	12	32
RUSHES-YARDS (NET)	26-102	48-255
PASSING YDS (NET)	104	337
Passes Att.-Comp-Int	23-12-2	33-24-0
TOTAL OFFENSE PLAYS-YARDS	49-206	81-592
Fumble Returns-Yards	0-0	0-0
Punt Returns-Yards	0-0	2-10
Kickoff Returns-Yards	6-137	3-52
Interception Returns-Yards	0-0	2-0
Punts (Number-Avg)	8-41.8	5-33.2
Fumbles-Lost	1-0	4-1
Penalties-Yards	6-50	8-74
Possession Time	19:06	40:54
Third-Down Conversions	2 of 11	6 of 14
Fourth-Down Conversions	0 of 0	0 of 0
Red-Zone Scores-Chances	1-1	4-4
Sacks By: Number-Yards	2-9	5-40

Fourth Quarter

10:01 ND Goodman 64 yd pass from Crist (Tausch kick), 2-55 1:06
 5:16 WSU Karstetter 8 yd pass from Tuel (Grasu kick), 7-65 3:06

RUSHING: Washington State-Tardy 8-72; Mitz 5-27; Winston 3-4; Tuel 10-minus 1. Notre Dame-Hughes 24-131; Tate 4-61; Riddick 9-51; Gray, J. 8-21; Crist 1-0; Clausen 2-minus 9.

PASSING: Washington State-Tuel 12-23-2-104. Notre Dame-Clausen 22-27-0-268; Crist 2-6-0-69.

RECEIVING: Washington State-Thompson 3-27; Karstetter 2-19; Solomon 2-14; Winston 2-13; Simone 1-15; Byers 1-12; Blackledge 1-4. Notre Dame-Rudolph 6-59; Tate 4-80; Hughes 4-51; Kamara 3-36; Riddick 3-24; Goodman 2-73; Toma 1-8; Ragone 1-6.

INTERCEPTIONS: Washington State-None. Notre Dame-Williams, I. 1-0; Blanton 1-0.

FUMBLES: Washington State-Tuel 1-0. Notre Dame-Gray, J. 1-0; Tate 1-0; Hughes 1-0; Crist 1-1.

SACKS (UA-A): Washington State-Turpin 1-0; Spitz 1-0. Notre Dame-Johnson 1-1; Motta 0-1; Neal 0-1; Filer 1-0; Fleming 1-0; Mullen 0-1.

TACKLES (UA-A): Washington State-Stripling 7-6; Hoffman 6-6; Hicks 7-4; Mattingly 4-3; Ledgerwood 5-1; Turpin 5-0; Long 2-1; Hamlett 2-1; Matthews 1-2; Hayward 1-2; Beck 2-0; Spitz 2-0; Lopina 1-1; Justin 1-1; Jones 1-0; McCartney 1-0; Houston 1-0; Montgomery 1-0; Forzani 1-0; Solomon 1-0; Byers 0-1; Freitag 0-1. Notre Dame-Lewis-Moore 4-1; Slaughter 3-1; McCarthy, K. 3-1; Fleming 2-2; Motta 1-3; Te'o 2-1; Neal 1-2; Gray, G. 2-0; Gordon 2-0; Posluszny 1-1; Johnson 1-1; McCarthy, D. 1-0; McNeil 1-0; Brown 1-0; Smith, S. 1-0; Smith, T. 1-0; Richardson 1-0; Blanton 1-0; Williams, I. 1-0; Filer 1-0; Smith, B. 1-0; Herring 0-1; Mullen 0-1; McDonald 0-1.

The Automated ScoreBook
Notre Dame Game Results (as of Nov 01, 2009)
All games

Date	Opponent		Score	Overall	Conference	Time	Attend
Sep 05, 2009	NEVADA	W	35-0	1-0	0-0	2:53	80795
Sep 12, 2009	at Michigan	L	34-38	1-1	0-0	3:45	110278
Sep 19, 2009	MICHIGAN STATE	W	33-30	2-1	0-0	3:30	80795
Sep 26, 2009	at Purdue	W	24-21	3-1	0-0	3:21	59082
Oct 03, 2009	WASHINGTON	Wo	37-30	4-1	0-0	3:49	80795
Oct 17, 2009	#6 USC	L	27-34	4-2	0-0	3:39	80795
Oct 24, 2009	BOSTON COLLEGE	W	20-16	5-2	0-0	3:30	80795
Oct 31, 2009	WASHINGTON STATE	W	40-14	6-2	0-0	3:21	53407

The Automated ScoreBook
Notre Dame Overall Team Statistics (as of Nov 01, 2009)
All games

Team Statistics	ND	OPP
SCORING	250	183
Points Per Game	31.2	22.9
FIRST DOWNS	198	153
Rushing	81	51
Passing	101	91
Penalty	16	11
RUSHING YARDAGE	1183	991
Yards gained rushing	1398	1201
Yards lost rushing	215	210
Rushing Attempts	296	245
Average Per Rush	4.0	4.0
Average Per Game	147.9	123.9
TDs Rushing	10	8
PASSING YARDAGE	2478	2081
Comp-Att-Int	184-279-3	154-265-11
Average Per Pass	8.9	7.9
Average Per Catch	13.5	13.5
Average Per Game	309.8	260.1
TDs Passing	20	13
TOTAL OFFENSE	3661	3072
Total Plays	575	510
Average Per Play	6.4	6.0
Average Per Game	457.6	384.0
KICK RETURNS: #-Yards	31-700	48-999
PUNT RETURNS: #-Yards	10-86	3-53
INT RETURNS: #-Yards	11-132	3-10
KICK RETURN AVERAGE	22.6	20.8
PUNT RETURN AVERAGE	8.6	17.7
INT RETURN AVERAGE	12.0	3.3
FUMBLES-LOST	11-3	12-6
PENALTIES-Yards	55-487	62-498
Average Per Game	60.9	62.2
PUNTS-Yards	32-1187	39-1594
Average Per Punt	37.1	40.9
Net punt average	33.6	38.2
TIME OF POSSESSION/Game	33:19	26:41
3RD-DOWN Conversions	41/105	40/104
3rd-Down Pct	39%	38%
4TH-DOWN Conversions	6/11	4/9
4th-Down Pct	55%	44%
SACKS BY-Yards	17-128	17-104
MISC YARDS	0	0
TOUCHDOWNS SCORED	30	23
FIELD GOALS-ATTEMPTS	14-15	7-10
ON-SIDE KICKS	0-0	1-1
RED-ZONE SCORES	(30-34) 88%	(20-27) 74%
RED-ZONE TOUCHDOWNS	(19-34) 56%	(16-27) 59%
PAT-ATTEMPTS	(24-27) 89%	(22-23) 96%
ATTENDANCE	457382	169360
Games/Avg Per Game	6/76230	2/84680
Neutral Site Games		0/0

Score by Quarters	1st	2nd	3rd	4th	OT	Total
Notre Dame	48	99	30	66	7	250
Opponents	40	47	41	55	0	183

The Automated ScoreBook
Notre Dame Overall Individual Statistics (as of Nov 01, 2009)
All games

Rushing	gp	att	gain	loss	net	avg	td	lg	avg/g
ALLEN, Armando	7	104	542	28	514	4.9	3	24	73.4
HUGHES, Robert	8	64	320	9	311	4.9	4	37	38.9
TATE, Golden	8	19	160	5	155	8.2	2	33	19.4
GRAY, Jonas	8	34	142	23	119	3.5	0	19	14.9
RIDDICK, Theo	8	16	95	1	94	5.9	0	24	11.8
CRIST, Dayne	4	5	23	7	16	3.2	0	16	4.0
ALDRIDGE, James	3	5	15	0	15	3.0	0	9	5.0
GOODMAN, John	6	1	13	0	13	13.0	0	13	2.2
KAMARA, Duval	8	1	10	0	10	10.0	0	10	1.2
MAUST, Eric	8	1	4	0	4	4.0	0	4	0.5
TEAM	5	6	0	11	-11	-1.8	0	0	-2.2
CLAUSEN, Jimmy	8	40	74	131	-57	-1.4	1	11	-7.1
Total	8	296	1398	215	1183	4.0	10	37	147.9
Opponents	8	245	1201	210	991	4.0	8	41	123.9

Passing	gp	effic	comp-att-int	pct	yds	td	lg	avg/g
CLAUSEN, Jimmy	8	164.25	172-257-2	66.9	2318	18	88	289.8
CRIST, Dayne	4	111.10	10-20-1	50.0	130	1	64	32.5
MAUST, Eric	8	310.00	1-1-0	100.0	25	0	25	3.1
ALLEN, Armando	7	472.00	1-1-0	100.0	5	1	5	0.7
Total	8	162.06	184-279-3	65.9	2478	20	88	309.8
Opponents	8	131.96	154-265-11	58.1	2081	13	60	260.1

Receiving	gp	no.	yds	avg	td	lg	avg/g
TATE, Golden	8	56	927	16.6	9	77	115.9
RUDOLPH, Kyle	8	31	346	11.2	3	52	43.2
KAMARA, Duval	8	19	168	8.8	1	17	21.0
PARRIS, Robby	7	17	182	10.7	1	26	26.0
FLOYD, Michael	3	13	358	27.5	5	88	119.3
ALLEN, Armando	7	13	119	9.2	0	26	17.0
HUGHES, Robert	8	9	84	9.3	0	25	10.5
EVANS, Shaquelle	6	7	61	8.7	0	15	10.2
GOODMAN, John	6	6	104	17.3	1	64	17.3
GRAY, Jonas	8	4	54	13.5	0	23	6.8
RIDDICK, Theo	8	3	24	8.0	0	12	3.0
TOMA, Roby	2	3	21	7.0	0	8	10.5
WALKER, Deion	5	1	15	15.0	0	15	3.0
BURGER, Bobby	7	1	9	9.0	0	9	1.3
RAGONE, Mike	8	1	6	6.0	0	6	0.8
Total	8	184	2478	13.5	20	88	309.8
Opponents	8	154	2081	13.5	13	60	260.1

Punt Returns	no.	yds	avg	td	lg
TATE, Golden	7	47	6.7	0	23
GOODMAN, John	2	34	17.0	0	24
HERRING, Ray	1	5	5.0	0	5
Total	10	86	8.6	0	24
Opponents	3	53	17.7	0	31

Interceptions	no.	yds	avg	td	lg
McCARTHY, Kyle	5	90	18.0	0	23
BLANTON, Robert	2	0	0.0	0	0
WILLIAMS, Ian	1	0	0.0	0	0
WALLS, Darrin	1	2	2.0	0	2
SMITH, Brian	1	10	10.0	0	10
GRAY, Gary	1	30	30.0	0	30
Total	11	132	12.0	0	30
Opponents	3	10	3.3	0	10

Kick Returns	no.	yds	avg	td	lg
RIDDICK, Theo	22	517	23.5	0	38
GALLUP, Barry	5	110	22.0	0	52
TATE, Golden	3	62	20.7	0	24
TOMA, Roby	1	11	11.0	0	11
Total	31	700	22.6	0	52
Opponents	48	999	20.8	1	94

Fumble Returns	no.	yds	avg	td	lg
SMITH, Toryan	1	5	5.0	0	5
Total	1	5	5.0	0	5
Opponents	1	17	17.0	1	17

The Automated ScoreBook
Notre Dame Overall Individual Statistics (as of Nov 01, 2009)
All games

Scoring	td	fg	PAT				dxp	saf	pts
			kick	rush	rcv	pass			
TAUSCH, Nick	-	14-15	24-27	-	-	-	-	-	66
TATE, Golden	11	-	-	-	-	-	-	-	66
FLOYD, Michael	5	-	-	-	-	-	-	-	30
HUGHES, Robert	4	-	-	1-1	-	-	-	-	26
ALLEN, Armando	3	-	-	1-1	-	-	-	-	20
RUDOLPH, Kyle	3	-	-	-	-	-	-	-	18
GOODMAN, John	1	-	-	-	-	-	-	-	6
PARRIS, Robby	1	-	-	-	-	-	-	-	6
CLAUSEN, Jimmy	1	-	-	-	-	0-1	-	-	6
KAMARA, Duval	1	-	-	-	-	-	-	-	6
Total	30	14-15	24-27	2-2	-	0-1	-	-	250
Opponents	23	7-10	22-23	-	-	-	-	1	183

Total Offense	g	plays	rush	pass	total	avg/g
CLAUSEN, Jimmy	8	297	-57	2318	2261	282.6
ALLEN, Armando	7	105	514	5	519	74.1
HUGHES, Robert	8	64	311	0	311	38.9
TATE, Golden	8	19	155	0	155	19.4
CRIST, Dayne	4	25	16	130	146	36.5
GRAY, Jonas	8	34	119	0	119	14.9
RIDDICK, Theo	8	16	94	0	94	11.8
MAUST, Eric	8	2	4	25	29	3.6
ALDRIDGE, James	3	5	15	0	15	5.0
GOODMAN, John	6	1	13	0	13	2.2
KAMARA, Duval	8	1	10	0	10	1.2
TEAM	5	6	-11	0	-11	-2.2
Total	8	575	1183	2478	3661	457.6
Opponents	8	510	991	2081	3072	384.0

Field Goals	fg	pct.	01-19	20-29	30-39	40-49	50-99	lg	blk
TAUSCH, Nick	14-15	93.3	0-0	5-6	6-6	3-3	0-0	46	0

FG Sequence	Notre Dame	Opponents
Nevada	-	38
Michigan	28,(34),(42)	(39),26
Michigan State	(22),(46)	(43),51
Purdue	(34)	-
Washington	(34),(40),(34),(21),(24)	(40),(24),(37)
USC	-	(24),(37)
Boston College	(37),(34)	-
Washington State	(29),(23)	-

Punting	no.	yds	avg	lg	tb	fc	i20	50+	blk
TURK, Ben	18	630	35.0	49	2	10	6	0	0
MAUST, Eric	14	557	39.8	49	1	7	3	0	0
Total	32	1187	37.1	49	3	17	9	0	0
Opponents	39	1594	40.9	59	1	19	13	10	0

Kickoffs	no.	yds	avg	tb	ob	retn	net	ydln
TAUSCH, Nick	35	2164	61.8	0	1			
RUFFER, David	15	944	62.9	0	0			
TURK, Ben	1	39	39.0	0	0			
Total	51	3147	61.7	0	1	20.8	42.1	27
Opponents	35	2228	63.7	3	1	22.6	41.9	28

Numbers in (parentheses) indicate field goal was made.

The Automated ScoreBook
Notre Dame Overall Individual Statistics (as of Nov 01, 2009)
All games

<u>All Purpose</u>	<u>g</u>	<u>rush</u>	<u>rcv</u>	<u>pr</u>	<u>kr</u>	<u>ir</u>	<u>total</u>	<u>avg/g</u>
TATE, Golden	8	155	927	47	62	0	1191	148.9
RIDDICK, Theo	8	94	24	0	517	0	635	79.4
ALLEN, Armand	7	514	119	0	0	0	633	90.4
HUGHES, Rober	8	311	84	0	0	0	395	49.4
FLOYD, Michael	3	0	358	0	0	0	358	119.3
RUDOLPH, Kyle	8	0	346	0	0	0	346	43.2
PARRIS, Robby	7	0	182	0	0	0	182	26.0
KAMARA, Duval	8	10	168	0	0	0	178	22.2
GRAY, Jonas	8	119	54	0	0	0	173	21.6
GOODMAN, Joh	6	13	104	34	0	0	151	25.2
GALLUP, Barry	7	0	0	0	110	0	110	15.7
McCARTHY, Kyl	8	0	0	0	0	90	90	11.2
EVANS, Shaque	6	0	61	0	0	0	61	10.2
TOMA, Roby	2	0	21	0	11	0	32	16.0
GRAY, Gary	7	0	0	0	0	30	30	4.3
CRIST, Dayne	4	16	0	0	0	0	16	4.0
ALDRIDGE, Jam	3	15	0	0	0	0	15	5.0
WALKER, Deion	5	0	15	0	0	0	15	3.0
SMITH, Brian	8	0	0	0	0	10	10	1.2
BURGER, Bobb	7	0	9	0	0	0	9	1.3
RAGONE, Mike	8	0	6	0	0	0	6	0.8
HERRING, Ray	8	0	0	5	0	0	5	0.6
MAUST, Eric	8	4	0	0	0	0	4	0.5
WALLS, Darrin	8	0	0	0	0	2	2	0.2
TEAM	5	-11	0	0	0	0	-11	-2.2
CLAUSEN, Jim	8	-57	0	0	0	0	-57	-7.1
Total	8	1183	2478	86	700	132	4579	572.4
Opponents	8	991	2081	53	999	10	4134	516.8

The Automated ScoreBook
Notre Dame Overall Defensive Statistics (as of Nov 01, 2009)
All games

##	Defensive Leaders	gp	Tackles			tfl/yds	Sacks no-yds	Pass defense			Fumbles		blkd	
			ua	a	tot			int-yds	brup	qbh	rcv-yds	ff	kick	saf
28	McCARTHY, Kyle	8	40	23	63	2.0-2	.	5-90	4	
58	SMITH, Brian	8	22	19	41	5.0-24	1.5-14	1-10	.	3	1-0	.	.	
22	SMITH, Harrison	8	21	19	40	2.5-3	.	.	2	1	.	1	.	
5A	TE'O, Manti	8	14	22	36	4.5-24	1.0-12	.	1	1	.	.	.	
89	LEWIS-MOORE, Kapron	8	20	13	33	6.0-20	1.5-9	.	.	4	1-0	1	.	
12	BLANTON, Robert	8	17	14	31	.	.	2-0	2	
95	WILLIAMS, Ian	8	8	14	22	3.0-4	.	1-0	
31	BROWN, Sergio	8	18	4	22	1.0-1	.	.	2	1	.	1	.	
9A	JOHNSON, Ethan	8	10	11	21	5.0-27	3.0-22	.	1	4	2-0	1	1	
45	FLEMING, Darius	7	15	5	20	11.5-34	3.0-19	.	.	3	.	1	.	
2	WALLS, Darrin	8	11	6	17	1.0-1	.	1-2	3	
90	RYAN, John	7	7	9	16	2.0-13	2.0-13	.	1	.	1-0	.	.	
49	SMITH, Toryan	8	10	5	15	3.5-13	1.0-10	.	.	1	1-5	.	.	
41	SMITH, Scott	8	9	6	15	1.0-1	
4	GRAY, Gary	7	8	6	14	.	.	1-30	
56	NEAL, Kerry	8	8	5	13	3.5-20	1.5-15	.	.	4	.	.	.	
26	SLAUGHTER, Jamoris	8	10	2	12	
46	FILER, Steve	8	6	6	12	1.5-11	1.5-11	.	.	1	.	1	.	
17	MOTTA, Zeke	8	6	4	10	0.5-1	0.5-1	
8	McNEIL, Raeshon	8	6	2	8	
6	HERRING, Ray	8	6	2	8	.	.	.	1	
24	GORDON, Leonard	8	5	2	7	
37	ANELLO, Mike	8	3	2	5	
54	McDONALD, Anthony	8	2	3	5	
36	POSŁUSZNY, David	8	2	1	3	
98	CWYNAR, Sean	8	.	3	3	
93	MULLEN, Paddy	5	.	2	2	0.5-2	0.5-2	
15	McCARTHY, Dan	2	1	.	1	
52	CAVE, Braxston	8	.	1	1	
53	RICHARDSON, Morrice	2	1	.	1	1.0-1	
86	BURGER, Bobby	7	.	1	1	
5	ALLEN, Armando	7	1	.	1	
43	MAUST, Eric	8	1	.	1	
Total		8	288	212	500	55-202	17-128	11-132	17	23	6-5	6	1	
Opponents		8	308	294	602	44-169	17-104	3-10	19	15	3-17	6	2	

The Automated ScoreBook
Notre Dame Team Game-by-Game (as of Nov 01, 2009)
All games

TEAM STATISTICS

Date	Opponent	Rushing				Receiving				Passing				Kick Returns				Punt Returns				tot off
		no.	yds	td	lg	no.	yds	td	lg	cmp-att-int	yds	td	lg	no.	yds	td	lg	no.	yds	td	lg	
Sep 05	NEVADA	41	178	1	19	17	332	4	88	17-20-0	332	4	88	1	23	0	23	2	22	0	24	510
Sep 12	at Michigan	30	154	1	24	25	336	3	37	25-42-0	336	3	37	3	100	0	52	1	5	0	5	490
Sep 19	MICHIGAN STATE	37	133	1	15	24	304	3	54	24-34-1	304	3	54	5	125	0	38	2	23	0	23	437
Sep 26	at Purdue	43	167	2	24	20	216	1	23	20-36-1	216	1	23	4	96	0	35	1	16	0	16	383
Oct 03	WASHINGTON	29	108	1	37	23	422	2	77	23-31-1	422	2	77	6	129	0	27	0	0	0	0	530
Oct 17	USC	31	82	2	13	25	285	2	45	25-44-0	285	2	45	6	124	0	31	1	2	0	2	367
Oct 24	BOSTON COLLEGE	37	106	0	16	26	246	2	36	26-39-0	246	2	36	3	51	0	26	1	8	0	8	352
Oct 31	WASHINGTON STATE	48	255	2	33	24	337	3	64	24-33-0	337	3	64	3	52	0	21	2	10	0	10	592
Notre Dame		296	1183	10	37	184	2478	20	88	184-279-3	2478	20	88	31	700	0	52	10	86	0	24	3661
		245	991	8	41	154	2081	13	60	154-265-11	2081	13	60	48	999	1	94	3	53	0	31	3072

Games played: 8
 Avg per rush: 4.0
 Avg per catch: 13.5
 Pass efficiency: 162.06
 Kick ret avg: 22.6
 Punt ret avg: 8.6
 All purpose avg/game: 572.4
 Total offense avg/gm: 457.6

Date	Opponent	Tackles				Sacks no-yds	Fumble		Pass Defense			Blkd kick	PAT Attempts				pts	
		ua	a	total	tfl-yds		ff	fr-yds	int-yds	qbh	brup		kick	rush	rcv	saf		
Sep 05	NEVADA	34	18	52	4.0-29	2.0-21	0	1-0	2-23	0	2	0	5-5	0	0	0	0	35
Sep 12	at Michigan	47	24	71	10.0-22	2.0-9	1	0-0	1-20	0	1	0	2-2	1	0	0	0	34
Sep 19	MICHIGAN STATE	36	24	60	4.0-4	0.0-0	1	1-5	1-20	3	3	1	3-4	0	0	0	0	33
Sep 26	at Purdue	42	14	56	8.0-29	2.0-18	0	1-0	1-2	0	0	0	3-3	0	0	0	0	24
Oct 03	WASHINGTON	44	42	86	6.0-29	3.0-22	1	1-0	0-0	2	1	0	2-2	1	0	0	0	37
Oct 17	USC	32	30	62	8.0-26	3.0-18	0	0-0	1-30	6	5	0	3-4	0	0	0	0	27
Oct 24	BOSTON COLLEGE	21	44	65	5.0-14	0.0-0	2	2-0	3-37	10	2	0	2-2	0	0	0	0	20
Oct 31	WASHINGTON STATE	32	16	48	10.0-49	5.0-40	1	0-0	2-0	2	3	0	4-5	0	0	0	0	40
Notre Dame		288	212	500	55.0-202	17.0-128	6	6-5	11-132	23	17	1	24-27	2	0	0	0	250
		308	294	602	44.0-169	15.0-95	6	3-17	3-10	15	19	2	22-23	0	0	1	183	

Date	Opponent	Punting										Field Goals			Kickoffs				
		no.	yds	avg	long	blkd	tb	fc	50+	i20	md-att	long	blkd	no.	yds	avg	tb	ob	
Sep 05	NEVADA	3	122	40.7	43	0	0	1	0	2	0-0	0	0	6	351	58.5	0	0	
Sep 12	at Michigan	4	160	40.0	46	0	1	2	0	0	2-3	42	0	7	435	62.1	0	0	
Sep 19	MICHIGAN STATE	3	124	41.3	49	0	0	2	0	1	2-2	46	0	7	444	63.4	0	0	
Sep 26	at Purdue	4	151	37.8	46	0	0	2	0	0	1-1	34	0	5	337	67.4	0	0	
Oct 03	WASHINGTON	2	79	39.5	40	0	1	1	0	0	5-5	40	0	8	491	61.4	0	0	
Oct 17	USC	5	189	37.8	48	0	0	3	0	3	0-0	0	0	5	293	58.6	0	0	
Oct 24	BOSTON COLLEGE	6	196	32.7	38	0	0	5	0	1	2-2	37	0	6	350	58.3	0	0	
Oct 31	WASHINGTON STATE	5	166	33.2	49	0	1	1	0	2	2-2	29	0	7	446	63.7	0	1	
Notre Dame		32	1187	37.1	49	0	3	17	0	9	14-15	46	0	51	3147	61.7	0	1	
		39	1594	40.9	59	0	1	19	10	13	7-10	43	0	35	2228	63.7	3	1	

The Automated ScoreBook
Notre Dame Opponent Game-by-Game (as of Nov 01, 2009)
All games

OPPONENT STATISTICS

Date	Opponent	Rushing				Receiving				Passing				Kick Returns				Punt Returns				tot off
		no.	yds	td	lg	no.	yds	td	lg	cmp-att-int	yds	td	lg	no.	yds	td	lg	no.	yds	td	lg	
Sep 05	NEVADA	29	153	0	18	13	154	0	24	13-27-2	154	0	24	5	88	0	25	0	0	0	0	307
Sep 12	at Michigan	38	190	2	32	23	240	2	40	23-33-1	240	2	40	7	202	1	94	0	0	0	0	430
Sep 19	MICHIGAN STATE	25	105	2	18	26	354	2	57	26-40-1	354	2	57	7	154	0	34	0	0	0	0	459
Sep 26	at Purdue	26	74	0	26	22	289	3	38	22-38-1	289	3	38	5	86	0	20	2	49	0	31	363
Oct 03	WASHINGTON	39	176	1	41	22	281	1	37	22-40-0	281	1	37	8	147	0	34	0	0	0	0	457
Oct 17	USC	33	121	2	25	19	380	2	60	19-29-1	380	2	60	5	68	0	22	1	4	0	4	501
Oct 24	BOSTON COLLEGE	29	70	1	15	17	279	1	33	17-35-3	279	1	33	5	117	0	39	0	0	0	0	349
Oct 31	WASHINGTON STATE	26	102	0	20	12	104	2	15	12-23-2	104	2	15	6	137	0	27	0	0	0	0	206
Opponents		245	991	8	41	154	2081	13	60	154-265-11	2081	13	60	48	999	1	94	3	53	0	31	3072
		296	1183	10	37	184	2478	20	88	184-279-3	2478	20	88	31	700	0	52	10	86	0	24	3661

Games played: 8
 Avg per rush: 4.0
 Avg per catch: 13.5
 Pass efficiency: 131.96
 Kick ret avg: 20.8
 Punt ret avg: 17.7
 All purpose avg/game: 516.8
 Total offense avg/gm: 384.0

Date	Opponent	Tackles				Sacks no-yds	Fumble		Pass Defense			Blkd kick	PAT Attempts				saf	pts		
		ua	a	total	tfl-yds		ff	fr-yds	int-yds	qbh	brup		kick	rush	rcv					
Sep 05	NEVADA	38	36	74	7.0-21	0.0-0	0	0-0	0-0	1	0	0	0-0	0	0	0	0	0	0	0
Sep 12	at Michigan	38	26	64	4.0-8	0.0-0	1	1-0	0-0	0	4	0	5-5	0	0	0	0	0	0	38
Sep 19	MICHIGAN STATE	35	44	79	4.0-18	2.0-16	0	0-0	1-0	1	3	0	3-4	0	0	0	0	0	0	30
Sep 26	at Purdue	49	26	75	7.0-32	4.0-21	0	0-0	1-0	0	2	0	3-3	0	0	0	0	0	0	21
Oct 03	WASHINGTON	32	28	60	7.0-23	3.0-10	0	1-17	1-10	3	2	0	3-3	0	0	0	0	0	0	30
Oct 17	USC	29	54	83	7.0-28	5.0-24	4	0-0	0-0	5	2	1	4-4	0	0	0	0	0	0	34
Oct 24	BOSTON COLLEGE	34	50	84	4.0-21	1.0-15	0	0-0	0-0	3	5	0	2-2	0	0	0	1	1	16	
Oct 31	WASHINGTON STATE	53	30	83	4.0-18	2.0-9	1	1-0	0-0	2	1	1	2-2	0	0	0	0	0	0	14
Opponents		308	294	602	44.0-169	15.0-95	6	3-17	3-10	15	19	2	22-23	0	0	0	1	1	183	
		288	212	500	55.0-202	17.0-128	6	6-5	11-132	23	17	1	24-27	2	0	0	0	0	250	

Date	Opponent	Punting										Field Goals			Kickoffs				
		no.	yds	avg	long	blkd	tb	fc	50+	i20	md-att	long	blkd	no.	yds	avg	tb	ob	
Sep 05	NEVADA	5	233	46.6	54	0	0	1	1	2	0-1	0	0	1	60	60.0	0	0	
Sep 12	at Michigan	5	180	36.0	50	0	0	2	1	2	1-2	39	0	6	414	69.0	3	0	
Sep 19	MICHIGAN STATE	3	135	45.0	52	0	0	1	1	2	1-2	43	0	5	322	64.4	0	0	
Sep 26	at Purdue	5	187	37.4	53	0	0	4	1	2	0-0	0	0	4	252	63.0	0	0	
Oct 03	WASHINGTON	4	162	40.5	57	0	0	4	1	1	3-3	40	0	6	365	60.8	0	0	
Oct 17	USC	4	153	38.2	59	0	0	1	1	1	2-2	37	0	7	450	64.3	0	1	
Oct 24	BOSTON COLLEGE	5	210	42.0	56	0	0	1	2	3	0-0	0	0	3	170	56.7	0	0	
Oct 31	WASHINGTON STATE	8	334	41.8	56	0	1	5	2	0	0-0	0	0	3	195	65.0	0	0	
Opponents		39	1594	40.9	59	0	1	19	10	13	7-10	43	0	35	2228	63.7	3	1	
		32	1187	37.1	49	0	3	17	0	9	14-15	46	0	51	3147	61.7	0	1	

The Automated ScoreBook
Notre Dame Game Superlatives (as of Nov 01, 2009)
All games

INDIVIDUAL GAME HIGHS

Rushes	24	HUGHES, Robert vs Washington State (Oct 31, 2009)
Yards Rushing	139	ALLEN, Armando at Michigan (Sep 12, 2009)
TD Rushes	1	ALLEN, Armando vs Nevada (Sep 05, 2009)
	1	ALLEN, Armando at Michigan (Sep 12, 2009)
	1	ALLEN, Armando vs Michigan State (Sep 19, 2009)
	1	TATE, Golden at Purdue (Sep 26, 2009)
	1	HUGHES, Robert at Purdue (Sep 26, 2009)
	1	HUGHES, Robert vs Washington (Oct 03, 2009)
	1	CLAUSEN, Jimmy vs USC (Oct 17, 2009)
	1	HUGHES, Robert vs USC (Oct 17, 2009)
	1	TATE, Golden vs Washington State (Oct 31, 2009)
	1	HUGHES, Robert vs Washington State (Oct 31, 2009)
Long Rush	37	HUGHES, Robert vs Washington (Oct 03, 2009)
Pass attempts	43	CLAUSEN, Jimmy vs USC (Oct 17, 2009)
Pass completions	26	CLAUSEN, Jimmy vs Boston College (Oct 24, 2009)
Yards Passing	422	CLAUSEN, Jimmy vs Washington (Oct 03, 2009)
TD Passes	4	CLAUSEN, Jimmy vs Nevada (Sep 05, 2009)
Long Pass	88	CLAUSEN, Jimmy vs Nevada (Sep 05, 2009)
Receptions	11	TATE, Golden vs Boston College (Oct 24, 2009)
Yards Receiving	244	TATE, Golden vs Washington (Oct 03, 2009)
TD Receptions	3	FLOYD, Michael vs Nevada (Sep 05, 2009)
Long Reception	88	FLOYD, Michael vs Nevada (Sep 05, 2009)
Field Goals	5	TAUSCH, Nick vs Washington (Oct 03, 2009)
Long Field Goal	46	TAUSCH, Nick vs Michigan State (Sep 19, 2009)
Punts	6	TURK, Ben vs Boston College (Oct 24, 2009)
Punting Avg	41.3	MAUST, Eric vs Michigan State (Sep 19, 2009)
Long Punt	49	MAUST, Eric vs Michigan State (Sep 19, 2009)
	49	TURK, Ben vs Washington State (Oct 31, 2009)
Long Punt Return	24	GOODMAN, John vs Nevada (Sep 05, 2009)
Long Kickoff Return	52	GALLUP, Barry at Michigan (Sep 12, 2009)
Tackles	12	McCARTHY, Kyle vs Washington (Oct 03, 2009)
Sacks	1.5	JOHNSON, Ethan vs Washington State (Oct 31, 2009)
Tackles For Loss	3.0	FLEMING, Darius at Purdue (Sep 26, 2009)
Interceptions	2	McCARTHY, Kyle vs Boston College (Oct 24, 2009)

The Automated ScoreBook
Notre Dame Game Superlatives (as of Nov 01, 2009)
All games

TEAM GAME HIGHS

Rushes	48	vs Washington State (Oct 31, 2009)
Yards Rushing	255	vs Washington State (Oct 31, 2009)
Yards Per Rush	5.3	vs Washington State (Oct 31, 2009)
TD Rushes	2	at Purdue (Sep 26, 2009)
	2	vs USC (Oct 17, 2009)
	2	vs Washington State (Oct 31, 2009)
Pass attempts	44	vs USC (Oct 17, 2009)
Pass completions	26	vs Boston College (Oct 24, 2009)
Yards Passing	422	vs Washington (Oct 03, 2009)
Yards Per Pass	16.6	vs Nevada (Sep 05, 2009)
TD Passes	4	vs Nevada (Sep 05, 2009)
Total Plays	81	vs Washington State (Oct 31, 2009)
Total Offense	592	vs Washington State (Oct 31, 2009)
Yards Per Play	8.8	vs Washington (Oct 03, 2009)
Points	40	vs Washington State (Oct 31, 2009)
Sacks By	5	vs Washington State (Oct 31, 2009)
First Downs	31	vs Washington State (Oct 31, 2009)
Penalties	11	vs Michigan State (Sep 19, 2009)
Penalty Yards	99	vs Michigan State (Sep 19, 2009)
Turnovers	2	vs Washington (Oct 03, 2009)
Interceptions By	3	vs Boston College (Oct 24, 2009)

The Automated ScoreBook
Notre Dame Game Superlatives (as of Nov 01, 2009)
All games

OPPONENT INDIVIDUAL GAME HIGHS

Rushes	22	Polk, Chris, vs Washington (Oct 03, 2009)
	22	Harris, M, vs Boston College (Oct 24, 2009)
Yards Rushing	136	Polk, Chris, vs Washington (Oct 03, 2009)
TD Rushes	2	Caper, Larry, vs Michigan State (Sep 19, 2009)
Long Rush	41	Polk, Chris, vs Washington (Oct 03, 2009)
Pass attempts	40	Locker, Jake, vs Washington (Oct 03, 2009)
Pass completions	23	Forcier, Tate, at Michigan (Sep 12, 2009)
	23	Cousins, Kirk, vs Michigan State (Sep 19, 2009)
Yards Passing	380	Barkley, Matt, vs USC (Oct 17, 2009)
TD Passes	3	Elliott, Joey, at Purdue (Sep 26, 2009)
Long Pass	60	Barkley, Matt, vs USC (Oct 17, 2009)
Receptions	11	Smith, Keith, at Purdue (Sep 26, 2009)
Yards Receiving	179	Gunnell, R, vs Boston College (Oct 24, 2009)
TD Receptions	2	White, Blair, vs Michigan State (Sep 19, 2009)
	2	Williams, D., vs USC (Oct 17, 2009)
	2	Karstetter, Jar., vs Washington State (Oct 31, 2009)
Long Reception	60	McCoy, Anthony, vs USC (Oct 17, 2009)
Field Goals	3	Folk, Erik, vs Washington (Oct 03, 2009)
Long Field Goal	43	Swenson, Brett, vs Michigan State (Sep 19, 2009)
Punts	8	Forrest, Reid, vs Washington State (Oct 31, 2009)
Punting Avg	50.0	Forcier, Tate, at Michigan (Sep 12, 2009)
Long Punt	59	Harfman, Jacob, vs USC (Oct 17, 2009)
Long Punt Return	31	Valentin, Aaron, at Purdue (Sep 26, 2009)
Long Kickoff Return	94	Stonum, Darryl, at Michigan (Sep 12, 2009)
Tackles	14	Kuechly, L, vs Boston College (Oct 24, 2009)
Sacks	3.0	Griffen, E., vs USC (Oct 17, 2009)
Tackles For Loss	3.0	Griffen, E., vs USC (Oct 17, 2009)
Interceptions	1	Robinson, T., vs Michigan State (Sep 19, 2009)
	1	Pender, David, at Purdue (Sep 26, 2009)
	1	Butler, Donald, vs Washington (Oct 03, 2009)

The Automated ScoreBook
Notre Dame Game Superlatives (as of Nov 01, 2009)
All games

OPPONENT TEAM GAME HIGHS

Rushes	39	vs Washington (Oct 03, 2009)
Yards Rushing	190	at Michigan (Sep 12, 2009)
Yards Per Rush	5.3	vs Nevada (Sep 05, 2009)
TD Rushes	2	at Michigan (Sep 12, 2009)
	2	vs Michigan State (Sep 19, 2009)
	2	vs USC (Oct 17, 2009)
Pass attempts	40	vs Michigan State (Sep 19, 2009)
	40	vs Washington (Oct 03, 2009)
Pass completions	26	vs Michigan State (Sep 19, 2009)
Yards Passing	380	vs USC (Oct 17, 2009)
Yards Per Pass	13.1	vs USC (Oct 17, 2009)
TD Passes	3	at Purdue (Sep 26, 2009)
Total Plays	79	vs Washington (Oct 03, 2009)
Total Offense	501	vs USC (Oct 17, 2009)
Yards Per Play	8.1	vs USC (Oct 17, 2009)
Points	38	at Michigan (Sep 12, 2009)
Sacks By	5	vs USC (Oct 17, 2009)
First Downs	27	vs Michigan State (Sep 19, 2009)
Penalties	13	at Purdue (Sep 26, 2009)
	13	vs Washington (Oct 03, 2009)
Penalty Yards	103	at Purdue (Sep 26, 2009)
Turnovers	5	vs Boston College (Oct 24, 2009)
Interceptions By	1	vs Michigan State (Sep 19, 2009)
	1	at Purdue (Sep 26, 2009)
	1	vs Washington (Oct 03, 2009)

The Automated ScoreBook
Notre Dame By-Quarter Statistics (as of Nov 01, 2009)
All games

3rd-Down Conversions

Date	Opponent	Score	Overall	1st Qtr	2nd Qtr	3rd Qtr	4th Qtr	Overtime
Sep 05, 2009	NEVADA	W 35-0	6-12 50.0	2-3 66.7	1-2 50.0	1-2 50.0	2-5 40.0	
Sep 12, 2009	at Michigan	L 34-38	6-14 42.9	1-4 25.0	1-2 50.0	0-2 0.0	4-6 66.7	
Sep 19, 2009	MICHIGAN STATE	W 33-30	5-11 45.5	0-0 0.0	1-4 25.0	3-4 75.0	1-3 33.3	
Sep 26, 2009	at Purdue	W 24-21	6-15 40.0	0-3 0.0	2-3 66.7	3-5 60.0	1-4 25.0	
Oct 03, 2009	WASHINGTON	W 37-30	2-10 20.0	1-2 50.0	1-5 20.0	0-2 0.0	0-1 0.0	0-0 0.0
Oct 17, 2009	USC	L 27-34	5-14 35.7	2-5 40.0	0-2 0.0	0-2 0.0	3-5 60.0	
Oct 24, 2009	BOSTON COLLEGE	W 20-16	5-15 33.3	1-3 33.3	2-4 50.0	1-3 33.3	1-5 20.0	
Oct 31, 2009	WASHINGTON STATE	W 40-14	6-14 42.9	1-3 33.3	2-2 100.0	2-5 40.0	1-4 25.0	
Notre Dame			41-105 39.0	8-23 34.8	10-24 41.7	10-25 40.0	13-33 39.4	0-0 0.0
Opponents			40-104 38.5	11-26 42.3	7-27 25.9	10-19 52.6	12-31 38.7	0-1 0.0

4th-Down Conversions

Date	Opponent	Score	Overall	1st Qtr	2nd Qtr	3rd Qtr	4th Qtr	Overtime
Sep 05, 2009	NEVADA	W 35-0	1-2 50.0	1-1 100.0	0-0 0.0	0-1 0.0	0-0 0.0	
Sep 12, 2009	at Michigan	L 34-38	1-1 100.0	0-0 0.0	0-0 0.0	0-0 0.0	1-1 100.0	
Sep 19, 2009	MICHIGAN STATE	W 33-30	1-1 100.0	0-0 0.0	1-1 100.0	0-0 0.0	0-0 0.0	
Sep 26, 2009	at Purdue	W 24-21	1-3 33.3	0-1 0.0	0-0 0.0	0-1 0.0	1-1 100.0	
Oct 03, 2009	WASHINGTON	W 37-30	0-0 0.0	0-0 0.0	0-0 0.0	0-0 0.0	0-0 0.0	0-0 0.0
Oct 17, 2009	USC	L 27-34	2-3 66.7	1-1 100.0	0-0 0.0	0-1 0.0	1-1 100.0	
Oct 24, 2009	BOSTON COLLEGE	W 20-16	0-1 0.0	0-0 0.0	0-0 0.0	0-0 0.0	0-1 0.0	
Oct 31, 2009	WASHINGTON STATE	W 40-14	0-0 0.0	0-0 0.0	0-0 0.0	0-0 0.0	0-0 0.0	
Notre Dame			6-11 54.5	2-3 66.7	1-1 100.0	0-3 0.0	3-4 75.0	0-0 0.0
Opponents			4-9 44.4	0-0 0.0	1-3 33.3	0-1 0.0	3-4 75.0	0-1 0.0

Time of Possession

Date	Opponent	Score	Overall	1st Qtr	2nd Qtr	3rd Qtr	4th Qtr	Overtime
Sep 05, 2009	NEVADA	W 35-0	33:40	10:36	6:50	6:16	9:58	
Sep 12, 2009	at Michigan	L 34-38	31:25	9:21	9:20	4:40	8:04	
Sep 19, 2009	MICHIGAN STATE	W 33-30	34:30	5:39	10:03	8:46	10:02	
Sep 26, 2009	at Purdue	W 24-21	34:25	7:17	9:20	11:40	6:08	
Oct 03, 2009	WASHINGTON	W 37-30	27:37	7:34	9:18	6:18	4:27	0:00
Oct 17, 2009	USC	L 27-34	31:11	8:37	5:24	9:05	8:05	
Oct 24, 2009	BOSTON COLLEGE	W 20-16	32:48	10:22	7:59	6:07	8:20	
Oct 31, 2009	WASHINGTON STATE	W 40-14	40:54	10:32	9:19	12:50	8:13	
Notre Dame			Total	69:58	67:33	65:42	63:17	0:00
			Avg.	8:44	8:26	8:12	7:54	0:00
Opponents			Total	50:02	52:27	54:18	56:43	0:00
			Avg.	6:15	6:33	6:47	7:05	0:00

The Automated ScoreBook
Notre Dame Red-Zone Results (as of Nov 01, 2009)
All games

Notre Dame Inside Opponent Red-Zone

Date	Opponent	Score	Times In RZ	Times Scored	Total Pts	TDs	Rush TDs	Pass TDs	FGs Made	Failed to score inside RZ						
										FGA	Down	Int	Fumb	Half	Game	
Sep 05, 2009	NEVADA	W 35-0	2	2	14	2	1	1	0	0	0	0	0	0	0	0
Sep 12, 2009	at Michigan	L 34-38	5	4	25	3	1	2	1	1	0	0	0	0	0	0
Sep 19, 2009	MICHIGAN STATE	W 33-30	3	3	17	2	1	1	1	0	0	0	0	0	0	0
Sep 26, 2009	at Purdue	W 24-21	5	4	24	3	2	1	1	0	0	0	0	0	1	0
Oct 03, 2009	WASHINGTON	W 37-30	6	6	27	2	1	1	4	0	0	0	0	0	0	0
Oct 17, 2009	USC	L 27-34	4	3	20	3	2	1	0	0	0	0	0	0	1	0
Oct 24, 2009	BOSTON COLLEGE	W 20-16	4	3	13	1	0	1	2	0	1	0	0	0	0	0
Oct 31, 2009	WASHINGTON STATE	W 40-14	5	5	26	3	2	1	2	0	0	0	0	0	0	0
Totals			34	30	166	19	10	9	11	1	1	0	0	2	0	0
30 of 34 (88.2%)																

Opponents Inside Notre Dame Red-Zone

Date	Opponent	Score	Times In RZ	Times Scored	Total Pts	TDs	Rush TDs	Pass TDs	FGs Made	Failed to score inside RZ						
										FGA	Down	Int	Fumb	Half	Game	
Sep 05, 2009	NEVADA	W 35-0	3	0	0	0	0	0	0	1	1	0	1	0	0	0
Sep 12, 2009	at Michigan	L 34-38	4	3	21	3	1	2	0	1	0	0	0	0	0	0
Sep 19, 2009	MICHIGAN STATE	W 33-30	4	3	20	3	2	1	0	0	0	1	0	0	0	0
Sep 26, 2009	at Purdue	W 24-21	1	1	7	1	0	1	0	0	0	0	0	0	0	0
Oct 03, 2009	WASHINGTON	W 37-30	5	4	20	2	1	1	2	0	1	0	0	0	0	0
Oct 17, 2009	USC	L 27-34	5	5	27	3	2	1	2	0	0	0	0	0	0	0
Oct 24, 2009	BOSTON COLLEGE	W 20-16	3	2	14	2	1	1	0	0	0	0	1	0	0	0
Oct 31, 2009	WASHINGTON STATE	W 40-14	2	2	14	2	0	2	0	0	0	0	0	0	0	0
Totals			27	20	123	16	7	9	4	2	2	1	2	0	0	0
20 of 27 (74.1%)																