



University of Notre Dame
Sports Information
112 Joyce Center
Notre Dame, IN 46556
574-631-7516
574-631-7941 (fax)
UND.com

2009 NOTRE DAME FOOTBALL NOTES

Primary Contact: Brian Hardin • bhardin2@nd.edu • Office - 574.631.9471 • Cell - 574.532.4134
Secondary Contact: Michael Bertsch • mbertsch1@nd.edu • Office - 574.631.8642 • Cell - 574.532.4154

Game #3

Michigan State (1-1) vs. Notre Dame (1-1)



DATE

Saturday, September 19, 2009

TIME

3:42 p.m. ET

SITE (CAPACITY)

Notre Dame Stadium (80,795); Notre Dame, Ind.

TELEVISION

NBC national telecast with Tom Hammond (play-by-play), Pat Haden (analysis), Alex Flanagan (sideline), Rob Hyland (producer) and David Michaels (director).

RADIO

ISP Sports is the exclusive national rights-holder for Irish football radio broadcasts. ISP manages, produces and syndicates the Irish national football radio network. Notre Dame games will be broadcast by Don Criqui (play-by-play), former Irish great Allen Pinkett (analysis) and Jeff Jeffers providing pre-game, sideline and post-game reports. This broadcast can be heard live on SIRIUS Satellite Radio (channel 159) and XM Satellite Radio (channel 117).

► All Notre Dame games may be heard in South Bend on Sunny 101.5 FM and NewsTalk 960 WSBT-AM.

What's Inside

Probable Starting Lineup.....2 Miscellaneous Notes..... 11-13
With A Win / With A Loss... 2-3 Series History vs. MSU.... 14-19
Notre Dame's Record When.... 3 Pronunciation Guide..... 20
National Rankings..... 4 Rosters..... 20-21
Starter Sheet..... 5 Depth Chart..... 22
Team Notes 4-6 Offensive Player Bios..... 23-32
ND Among National Leaders.. 6 Defensive Player Bios..... 33-40
Eye On Career Records 6-8 Special Team Player Bios 41
Milestone Games..... 9 The Last Time..... 42-44
Offensive Notes..... 7-9 Weis Era Record Book..... 45-52
Defensive Notes 10 2009 Game Summaries..... 53
Honors/Awards..... 11 2009 Stats 54-59
Media Information..... 12

Countdown To Kickoff

- 10** The Fighting Irish defense totaled 10.0 tackles for loss at Michigan, the most by a Notre Dame defense since Nov. 19, 2005 versus Syracuse.
- 9** Senior SS **Kyle McCarthy** has tallied nine tackles in both games this season and is tied for ninth in the nation with two interceptions (PAGE 36).
- 8** Notre Dame's offense has gotten out to fast starts this year, scoring on eight of 11 first half possessions (six touchdowns, two field goals) (PAGE 7).
- 7** Junior HB **Armando Allen** tallied seven carries of at least seven yards at Michigan en route to a career-best 139 rushing yards. (PAGE 7)
- 6** Only six other Football Bowl Subdivision teams that have played two games this year have not allowed a sack. Only San Diego State has had more pass attempts (75) than Notre Dame (62) without allowing a sack.
- 5** Sophomore WR **Michael Floyd** already has five receptions longer than 20 yards this year after posting 12 such catches over the entire 2008 season. (PAGE 7)
- 4** Junior WR **Golden Tate** is tied for fourth all-time at Notre Dame with seven career 100-yard receiving games after totaling 115 receiving yards at Michigan. (PAGE 27-28)
- 3** Junior QB **Jimmy Clausen** ranks third in the nation in passing efficiency at 196.3. Over his last three games, he has completed 62 of 86 passes (72.1%) for 1,052 yards with 12 touchdowns and no interceptions. (PAGE 25)
- 2** Through two games, the Irish offense has registered 1,000 yards, the most yards of total offense through the first two games of a season since 1974. (PAGE 7)
- 1** Sophomore WR **Michael Floyd** ranks first in the nation among FBS-qualifying receivers in average yards per catch (29.1) and is tied for first in receiving touchdowns (four). (PAGE 23)
- 0** No Notre Dame quarterback has ever reached 5,000 career passing yards faster than junior Jimmy Clausen. Clausen accomplished the feat in 25 games, besting Brady Quinn who arrived at 5,000 yards in his 27th game.

TICKETS

Saturday is the 207th consecutive sellout at Notre Dame Stadium. Since 1966, every Irish home football game has been a sellout except one - a 1973 Thanksgiving Day game vs. Air Force. Notre Dame has now played in front of sellouts in 255 of their last 256 home games.

► Notre Dame has now played in front of sellout crowds in 214 of its previous 246 games, including 89 of its last 98 contests dating back to the Tostitos Fiesta Bowl at the end of the 2000 season (the 2001, '03, '05 and '07 games at Stanford, the 2004 game vs. Navy at the Meadowlands, the 2005 and '08 game at Washington, the 2007 game at UCLA and the 2008 Hawai'i Bowl were not sellouts).

WEB SITES

Notre Dame (und.com), Michigan State (msuspartans.com)

REAL-TIME STATS

Live in-game statistics will be provided through CBS College Sports Gametracker via each school's respective official athletic website.

POLLS

Notre Dame is unranked, but receiving votes in both the AP and coaches polls. Michigan State is not receiving votes in either poll.

SERIES INFO

This meeting will be the 73rd all-time between the rivals. It is Notre Dame's fourth-most played series overall (trailing only Navy, USC and Purdue) and the second-most frequent with any school in the Big Ten. The Irish hold a 44-27-1 lead in the series, but have dropped each of the last two in the series, including last year's meeting, 23-7, in East Lansing. Michigan State has won nine of the past 12 games in the series, including six consecutive wins in Notre Dame Stadium (23-7 in 1997, 23-13 in 1999, 17-10 in 2001, 22-16 in 2003, 44-41 in overtime in 2005 and 31-10 in 2007). The Spartans are the only school to ever win six straight games at Notre Dame Stadium. The Irish have not defeated the Spartans at home since 1993. (more on the series history on pages 18-23).



Extended individual notes are available in the updated player bios that span pages 27-43.

2009 Notre Dame Schedule

September 5 September 12	NEVADA (NBC) at Michigan (ABC)	Notre Dame, Ind. Ann Arbor, Mich.	W, 35-0 L, 34-38
September 19 September 26	MICHIGAN STATE (NBC) at Purdue (ABC/ESPN)	Notre Dame, Ind. West Lafayette, Ind.	3:30 p.m. 8:00 p.m.
October 3 October 17	WASHINGTON (NBC) USC (NBC)	Notre Dame, Ind. Notre Dame, Ind.	3:30 p.m. 3:30 p.m.
October 24 October 31	BOSTON COLLEGE (NBC) vs. Washington State (NBC)	Notre Dame, Ind. San Antonio, Texas	3:30 p.m. 6:30 p.m.
November 7 November 14	NAVY (NBC) at Pittsburgh (TBA)	Notre Dame, Ind. Pittsburgh, Pa.	2:30 p.m. TBA
November 21 November 28	CONNECTICUT (NBC) at Stanford (ABC)	Notre Dame, Ind. Palo Alto, Calif.	2:30 p.m. 5:00 p.m.
All Times Local to site			

**Notre Dame
Probable Starting Lineup**

OFFENSE

Pos.	No.	Player	Notes
X	23	Golden Tate – Jr.	Led ND in all-purpose yds (1,754), rec. (58), rec. yds (1,080), rec. TDs (10), total TDs (11) in '08
LT	72	Paul Duncan – Sr.	Missed the entire 2008 season with hip surgery (started all 12 games in 2007)
LG	59	Chris Stewart – Sr.	Made 10 starts at RG in 2008; missed BC, Navy and Syracuse games with a knee injury
OC	55	Eric Olsen – Sr.	Has started 21 straight games (final six of 2007 at RG, all 13 in 2008 at LG, two in 2009 at C)
RG	78	Trevor Robinson – So.	Became fifth rookie OL to ever start a game at ND (filled in at RG for injured Chris Stewart)
RT	74	Sam Young – Sr.	Has started all 40 games over the past three seasons (30 games at RT, 10 games at LT)
TE	9	Kyle Rudolph – So.	Set ND rookie TE receiving records for rec. and rec. yds in '08; Mackey Award Watch List
Z	3	Michael Floyd – So.	Leads nation in yards per catch, tied for first in TD receptions, second in receiving yards
FB	33	Robert Hughes – Jr.	Moved from HB to replace injured FB James Aldridge; two career 100-yd rushing games
QB	7	Jimmy Clausen – Jr.	Over last three games, 62-for-86 (72.1%) for 1,052 yards with 12 TDs and no INTs
HB	5	Armando Allen – Jr.	Recorded career-high 139 yards rushing last weekend at Michigan

DEFENSE

Pos.	No.	Player	Notes
LDE	89	Kapron Lewis-Moore – So.	Made first appearance in Notre Dame uniform against Nevada on Sept. 5; recovered a fumble
DT	9	Ethan Johnson – So.	Made four tackles and 1.0 for loss last weekend at Michigan
NT	95	Ian Williams – Jr.	Tallied 85 tackles in 2007-08 while starting nine of the 25 games played
RDE	56	Kerry Neal – Jr.	One of four juniors to have played in every game of his Notre Dame career
SAM	45	Darius Fleming – So.	Career-high four tackles, three solo, 2.0 for loss and one sack last week against Michigan
MIKE	49	Toryan Smith – Sr.	Registered five tackles, two for loss and one sack in season opening victory over Nevada
WILL	58	Brian Smith – Jr.	Made three tackles, two for loss and one sack in season opening victory over Nevada
LCB	12	Robert Blanton – So.	Started the final four games on 2008; three career INTs, returning one 47 yards for a TD vs. Purdue
FS	22	Harrison Smith – Jr.	Made nine starts at LB in 2008; career-high 11 tackles and 1.5 for loss against Michigan
SS	28	Kyle McCarthy – Sr.	Set school record for most tackles by a defensive back in a season with 110 in 2008
RCB	2	Darrin Walls – Sr.	Was not enrolled at ND during first semester of 2008 due to personal reasons

SPECIAL TEAMS

Pos.	No.	Player	Notes
PK	40	Nick Tausch – Fr.	Rookie kicker edged out junior Brandon Walker during fall practice; 2-of-3 on FGs last week
KO	40	Nick Tausch – Fr.	Rookie kicker edged out junior David Ruffer during fall practice
P	43	Eric Maust – Sr.	Earned scholarship in fall practice for the second consecutive season
H	43	Eric Maust – Sr.	Holds for both Nick Tausch and Brandon Walker
LSNP	60	Jordan Cowart – Fr.	Serves as snapper on punts
SSNP	52	Braxton Cave – So.	Serves as snapper on field goals
PR	23	Golden Tate – Jr.	Avg. 8.3 yds/return on 14 punt returns in 2008
	5	Armando Allen – Jr.	Avg. 9.4 yds/return on 7 punt returns in 2008
KR	21	Barry Gallup – Sr.	Made kickoff return debut last week vs. Michigan; avg. 38.5 yds, including 52-yard return
	32	Theo Riddick – Fr.	Named <i>Superprep</i> All-American, rating him as 23rd-best running back nationally

KEY PROBABLE NON-STARTERS

Pos.	No.	Player	Notes
X	18	Duval Kamara – Jr.	Missed a large portion of fall practice after undergoing arthroscopic knee surgery
X	11	Shaquille Evans – Fr.	41st-overall player in ESPN150, 4th-best WR; 44th-best player by <i>Sporting News</i> , 8th-best WR
LT	77	Matt Romine – Jr.	Fully healthy after playing in just five games in 2008
C/G	51	Dan Wenger – Sr.	Started the last 15 games at center entering the year; started 18 of 22 games in his Irish career
TE	83	Mike Ragono – Jr.	Returns from a torn ACL that caused him to miss the entire 2008 season
Z	82	Robby Parris – Sr.	Ranked second on the Irish in receiving yards (361) and third in receptions (29) in 2007
Z	81	John Goodman – So.	One of 21 Notre Dame players to make his Irish debut against Nevada
QB	10	Dayne Crist – So.	One of 21 Notre Dame players to make his Irish debut against Nevada
FB	34	James Aldridge – Sr.	Switched from HB; rushed for 962 yards on 249 attempts during his first three seasons
HB	25	Jonas Gray – So.	Powerful, quick running back rushed for 50 yards on nine carries against Nevada
HB	20	Cierre Wood – Fr.	Named to <i>USA Today</i> All-American team; 10th-best player by <i>Sporting News</i> , 2nd-best RB
HB	32	Theo Riddick – Fr.	Named <i>Superprep</i> All-American, rating him as 23rd-best running back nationally
DE	53	Morrice Richardson – Sr.	Primarily used in passing situations; played in 30 games, posted 18 tackles, 2.0 TFL and 1.5 sacks
DE	90	John Ryan – Sr.	Voted by teammates onto leadership committee; started 10 games in '07; 30 tackles, 5.0 TFL, 2.5 sacks
SAM	41	Scott Smith – Sr.	One of four ND captains in '09; played in 35 career games and logged 305 special-teams appearances
WILL	5	Manti Te'o – Fr.	2008 <i>Sporting News</i> High School Athlete of the Year; 2008 <i>USA TODAY</i> Defensive Player of the Year
CB	8	Raeshon McNeil – Sr.	11th all-time in PBU's (14); recorded third-most PBU's (11) in single-season school history in '08
CB	4	Gary Gray – Jr.	Registered 15 solo tackles, two INTs, two PBU's and added 20 yards on a fumble recovery in '08
CB	26	Jamoris Slaughter – So.	One of 21 Notre Dame players to make his Irish debut against Nevada
FS	31	Sergio Brown – Sr.	Will see majority of action as extra safety in ND nickel packages; made six starts in '08
SS	17	Zeke Motta – Fr.	Participated in '09 U.S. Army All-American Game; Rivals.com ranked him 54th-best player overall

WHAT TO WATCH FOR

Notre Dame has now lost 16 games in school history in either overtime or the final 12 seconds of regulation. The Irish own an impressive 6-2-1 record the week following those last second defeats (Notre Dame did not play the following week in seven of those games). However, the Irish have dropped their last two such games. Notre Dame lost to Boston College last season the week following its four overtime defeat to Pittsburgh and lost to Air Force the week after the three overtime defeat to Navy in 2007.

AN IRISH VICTORY THIS WEEK WOULD...

- ▶ Improve Notre Dame to 2-1 for the second consecutive year and the fourth time in five years.
- ▶ Snap Michigan State's six-game winning streak at Notre Dame Stadium.
- ▶ Be the first for Notre Dame over the Spartans at Notre Dame Stadium since 1993.
- ▶ Improve Notre Dame's all-time record to 7-2-1 (.750) the week following a loss in either OT or the final 12 seconds of regulation.
- ▶ Improve Notre Dame's all-time record to 5-3 (.625) against the Spartans the week following a loss to Michigan.
- ▶ Improve Notre Dame to 45-27-1 (.623) in the all-time series with Michigan State.
- ▶ Improve Notre Dame to 27-13 (.675) in the all-time series with the Spartans in South Bend.
- ▶ Improve Notre Dame to 219-113-15 (.653) all-time against the Big Ten.
- ▶ Improve Notre Dame to 113-45-5 (.709) against Big Ten opponents at home and 92-40-3 (.693) at Notre Dame Stadium.
- ▶ Improve Notre Dame's all-time record to 833-285-42 (.736).
- ▶ Improve Notre Dame's all-time record at Notre Dame Stadium to 304-98-5 (.753).
- ▶ Improve Notre Dame to 83-49-4 (.625) all-time against schools from the state of Michigan.
- ▶ Improve an unranked Notre Dame squad (post 1932) to 8-10 (.444) all-time against Michigan State (would be the eighth victory in the last 12 such meetings).
- ▶ Improve an unranked Notre Dame squad to 5-7 (.417) all-time against Michigan State in Notre Dame Stadium.
- ▶ Improve Notre Dame to 8-5 (.615) all-time against Michigan State when both teams are unranked.
- ▶ Improve Notre Dame to 4-3 (.571) all-time against Michigan State in Notre Dame Stadium when both teams are unranked.
- ▶ Improve Weis' record to 31-22 (.585) overall and 8-9 (.471) against the Big Ten.
- ▶ Improve Weis' home record to 17-11 (.607) overall and 5-3 (.625) against the Big Ten.
- ▶ Improve Weis' record to 12-9 (.571) in September games.
- ▶ Improve Weis' record to 25-17 (.595) in afternoon games.

AN IRISH DEFEAT THIS WEEK WOULD...

- ▶ Drop Notre Dame to 1-2 for the first time since 2003.
- ▶ Give Michigan State a seven-game winning streak at Notre Dame Stadium (already the longest by an Irish opponent in school history).
- ▶ Deny Notre Dame its first victory over the Spartans at Notre Dame Stadium since 1993.
- ▶ Drop Notre Dame's all-time record to 6-3-1 (.650) the week following a loss in either OT or the final 12 seconds of regulation.
- ▶ Even Notre Dame's all-time record to 4-4 (.500) against the Spartans the week following a loss to Michigan.
- ▶ Drop Notre Dame to 44-28-1 (.610) in the all-time series with Michigan State.
- ▶ Drop Notre Dame to 26-14 (.650) in the all-time series with the Spartans in South Bend.

- ▶ Drop Notre Dame to 218-114-15 (.650) all-time against the Big Ten.
- ▶ Drop Notre Dame to 112-46-5 (.702) against Big Ten opponents at home and 91-41-3 (.685) at Notre Dame Stadium.
- ▶ Drop Notre Dame's all-time record to 832-286-42 (.735).
- ▶ Drop Notre Dame's all-time record at Notre Dame Stadium to 303-99-5 (.751).
- ▶ Drop Notre Dame to 82-50-4 (.618) all-time against schools from the state of Michigan.
- ▶ Drop an unranked Notre Dame squad (post 1932) to 7-11 (.389) all-time against Michigan State.
- ▶ Drop an unranked Notre Dame squad to 4-8 (.333) all-time against Michigan State in Notre Dame Stadium.
- ▶ Drop Notre Dame to 7-6 (.538) all-time against Michigan State when both teams are unranked.
- ▶ Drop Notre Dame to 3-4 (.429) all-time against Michigan State in Notre Dame Stadium when both teams are unranked.
- ▶ Drop Weis' record to 30-23 (.566) overall and 7-10 (.412) against the Big Ten.
- ▶ Drop Weis' home record to 16-12 (.571) overall and 4-4 (.500) against the Big Ten.
- ▶ Drop Weis' record to 11-10 (.524) in September games.
- ▶ Drop Weis' record to 24-18 (.571) in afternoon games.

ON THIS DATE

Notre Dame has played four previous games in its history on Sept. 19. The Irish are 3-1 all-time on this date. The Irish were ranked inside the top 10 on all four previous occasions.

1992	W	(7) Michigan State	35-14	A
1987	W	(9) Michigan State (NT) (17)	31-8	H
1981	L	(1) Michigan (11)	7-25	A
1970	W	(6) Northwestern	35-14	A

Beginning with the 1936 season, the number in front of the opponent name indicates Notre Dame's ranking in the Associated Press poll coming into the game. The number following the opponent name indicates its ranking; NT - indicates night game

Sept. 19, 1987: Tim Brown returned a pair of punts for touchdowns (71 and 66 yards) to lead ninth-ranked Notre Dame to a 31-8 victory over 17th-ranked Michigan State. Brown would go on to capture the 1987 Heisman Trophy.

Sept. 19, 1981: Former All-American linebacker Bob Crable did his part, registering 20 tackles, but it was not enough as the top-ranked Irish lost to 11th-ranked Michigan, 25-7, in Ann Arbor.

Sept. 19, 1970: Ara Parseghian beats his former team, Northwestern, for the fifth straight time, 35-14.

HISTORIC NOTRE DAME STADIUM

The 2009 football season marks the 79th year of Irish football in fabled Notre Dame Stadium. The Irish have played 407 games in the facility to date and own a 304-98-5 (.753) record in the "House that Rockne Built." The most wins in a season by the Irish at home is seven by the 1988 national championship team and the longest home winning streak in Notre Dame football history is 28 games (from 11/21/42 through 9/30/50).

OPENERS AN INDICATOR?

Notre Dame is 101-15-5 in season openers, but have they been foretelling of the season ahead? Take a look:

- ▶ The 100 previous seasons Notre Dame has won its opener, the Irish went on to post winning records 92 times (92.0%), with four losing seasons and four .500 records.
- ▶ The 15 seasons Notre Dame has lost its opener, the Irish posted winning records six times and a losing mark eight times (with one .500 season).
- ▶ The five seasons Notre Dame registered a tie in its opener, the Irish had four winning records and one losing record.

Notre Dame's Record When...		
	2009	Weis Era
At Home	1-0	16-11
On The Road	0-1	11-9
Neutral Site Games	0-0	3-2
In Overtime	0-0	0-3
Coming off a loss	0-0	9-11
Coming off a win	0-1	17-7
Coming of an open date	0-0	2-2
Both teams are AP-ranked	0-0	3-5
Neither team is ranked	0-0	9-9
ND is ranked higher	1-1	18-3
Opponent is ranked higher	0-0	3-10
Vs. In-state Opponents	0-0	3-1
In September	1-1	11-9
In October	0-0	9-5
In November	0-0	11-7
In December	0-0	1-0
In January	0-0	0-2
On Television	1-1	30-22
On NBC	1-0	16-11
On ABC	0-1	7-6
On ESPN	0-0	3-4
On ESPN2	0-0	1-0
On CBS	0-0	2-0
On CSTV	0-0	1-0
On Fox	0-0	0-1
Afternoon Games	1-1	24-17
Night Games	0-0	6-5
Decided By 7 or Less	0-1	8-7
Scoring First	1-0	21-7
Opponent Scores First	0-1	9-15
Leading At Halftime	1-1	22-6
Tied At Halftime	0-0	4-0
Trailing At Halftime	0-0	4-16
Leading After 3 Qtrs.	1-0	24-4
Tied After 3 Qtrs.	0-0	1-1
Trailing After 3 Qtrs.	0-1	5-17
Scoring 40+ Points	0-0	10-2
Scoring 30+ Points	1-1	20-5
Scoring 20-29 Points	0-0	16-8
Scoring 0-19 Points	0-0	2-12
Allowing 40+ Points	0-0	0-6
Allowing 30+ Points	0-1	2-16
Allowing 20-29 Points	0-0	12-7
Allowing 0-19 Points	1-0	17-1
Outrushing Opponent	1-0	16-0
Getting Outrushed	0-1	14-22
Passing For More Yds	1-1	23-13
Passing For Fewer Yds	0-0	7-9
Outgaining Opponent	1-1	21-8
Getting Outgained	0-0	9-13
Winning Time of Poss.	1-1	23-7
Losing Time of Poss.	0-0	7-15
Scoring a Def./ST TD	0-0	12-3
Allowing a Def./ST TD	0-1	2-9
Fewer Penalty Yards	1-0	14-13
More Penalty Yards	0-1	16-8
Winning Turnover Battle	1-0	21-8
Losing Turnover Battle	0-0	6-10
Individual 100-yard rusher	0-1	14-5
Individual 100-yard receiver	1-1	18-8
Individual 200-yard passer	1-1	25-11
Opponent 100-yard rusher	1-1	6-16
Opponent 100-yard receiver	0-0	12-7
Opponent 200-yard passer	0-1	13-12

**Return To Sender
(since 1999)**

The return game has been a source of strength for Notre Dame in recent years. The Irish have logged 41 returns (punts, kickoffs, fumbles, interceptions) for touchdowns during the past nine seasons (2000-present), a figure that ranks tied for eighth in the country during that stretch. Here's a look at the national leaders in TD returns since 2000:

School	2000	2001	2002	2003	2004	2005	2006	2007	2008	2009	Bowls	Total
1. Virginia Tech	6	7	7	10	6	6	5	8	3	2	3	63
2. Texas	6	6	7	9	2	7	8	5	5	1	3	59
3. Miami, Fla.	13	11	5	9	8	3	1	1	3	0	3	57
4. Kansas State	5	2	12	6	4	5	8	7	6	0	1	56
5. Oklahoma	7	6	8	9	3	3	4	7	3	1	2	53
6. Fresno State	5	3	5	4	6	6	4	5	8	1	2	49
7. NC State	2	4	9	10	5	2	4	3	3	0	1	43
8. Notre Dame	6	4	9	3	3	5	4	3	3	0	1	41
9. Ohio State	7	3	3	4	6	6	3	3	2	0	2	39
Colorado	4	7	7	1	6	3	1	3	3	0	4	39

National
Rankings

ASSOCIATED PRESS (Sept. 13)

Rk	School	Record	Pts
1.	Florida (56)	2-0	1491
2.	Texas (1)	2-0	1404
3.	USC (1)	2-0	1396
4.	Alabama (2)	2-0	1328
5.	Mississippi	1-0	1145
	Penn State	2-0	1145
7.	Brigham Young	2-0	1122
8.	California	2-0	1058
9.	LSU	2-0	951
10.	Boise State	2-0	945
11.	Ohio State	1-1	840
12.	Oklahoma	1-1	835
13.	Virginia Tech	1-1	749
14.	Georgia Tech	2-0	683
15.	TCU	1-0	609
16.	Oklahoma State	1-1	445
17.	Cincinnati	2-0	407
18.	Utah	2-0	405
19.	Nebraska	2-0	365
20.	Miami (FL)	1-0	364
21.	Houston	2-0	341
22.	Kansas	2-0	271
23.	Georgia	1-1	260
24.	North Carolina	2-0	250
25.	Michigan	2-0	169

Others Receiving Votes

Missouri 93, **Pittsburgh 87**, Oregon State 64, Texas Tech 54, UCLA 44, **NOTRE DAME 40**, West Virginia 30, Auburn 26, Iowa 23, **Boston College 19**, Baylor 15, Clemson 10, Oregon 5, Arizona 4, Arkansas 3, Colorado State 2, Florida State 1, Minnesota 1, USF 1.

USA TODAY/COACHES (Sept. 13)

Rk	School	Record	Pts
1.	Florida (56)	2-0	1472
2.	Texas	2-0	1399
3.	USC (3)	2-0	1368
4.	Alabama	2-0	1277
5.	Penn State	2-0	1216
6.	Mississippi	1-0	1060
7.	LSU	2-0	1051
	California	2-0	1051
9.	Brigham Young	2-0	941
10.	Boise State	2-0	913
11.	Ohio State	1-1	855
12.	Oklahoma	1-1	794
13.	Georgia Tech	2-0	771
14.	Virginia Tech	1-1	709
15.	TCU	1-0	648
16.	Utah	2-0	533
17.	Oklahoma State	1-1	485
18.	Nebraska	2-0	471
19.	North Carolina	2-0	341
20.	Georgia	1-1	333
21.	Cincinnati	2-0	328
22.	Miami (FL)	1-0	291
23.	Kansas	2-0	195
24.	Oregon State	2-0	118
25.	Missouri	2-0	104

Others Receiving Votes

Michigan 84, Houston 69, Texas Tech 68, **Pittsburgh 40**, **NOTRE DAME 32**, Auburn 30, Iowa 27, Florida State 19, Oregon 16, West Virginia 16, UCLA 13, USF 13, Kentucky 9, Arizona 4, Central Michigan 2, Colorado State 2, Minnesota 2, Northwestern 2, Arkansas 1, Tulsa 1, South Carolina 1.

2009 opponents in **bold**Notre Dame
Team Notes

SCHEDULE NOTES

► Many have discussed the difficulty (or lack thereof) of Notre Dame's schedule for the 2009 season. However, looking at the top 15 pre-season rankings from the four most popular season previews (Athlon, Lindy's, Phil Steele & Rivals) shows that Notre Dame's slate is very comparable to the other top 15 teams in the nation.

► Notre Dame is one of eight schools with an average opponent ranking between 51 and 56, while being ranked ninth over all.

► In addition to having a strong average ranking among the best teams in the nation, Notre Dame plays fewer teams on the bottom levels of college football. Notre Dame is one of six schools in the group to play no FCS teams (along with Texas, USC, Virginia Tech, Ohio State and LSU). In addition, Notre Dame's only opponents that ever appear in the bottom 40 of college football are still members of a major BCS conference, a distinction no other program can claim.

	Athlon	Lindy's	Steele	Rivals	Composite Avg.	
1.	Georgia	39.58	39.58	41.50	39.25	39.98
2.	Oklahoma	43.50	42.25	40.75	46.92	43.36
3.	Virginia Tech	42.00	44.17	46.25	45.58	44.50
4.	USC	44.67	47.75	42.42	50.25	46.27
5.	Oklahoma State	50.83	52.08	51.67	50.08	51.17
6.	LSU	49.25	51.83	50.75	55.00	51.71
7.	Florida	54.25	53.58	52.25	52.00	53.02
8.	Ohio State	54.67	52.58	53.58	55.25	54.02
9.	Notre Dame	54.30	55.00	53.00	57.17	54.87
10.	Alabama	56.92	53.17	55.00	54.50	54.90
11.	California	53.75	55.00	54.33	58.92	55.50
12.	Texas	55.58	56.00	55.83	55.67	55.77
13.	Penn State	60.00	61.75	62.00	61.08	61.21
14.	Mississippi	62.00	59.42	59.08	64.92	61.36
15.	TCU	73.17	75.25	79.33	74.75	75.63
16.	Boise State	90.00	87.85	86.08	86.08	87.50

► Mark Schlabach and Bruce Feldman of ESPN.com recently updated their bowl projections list of the 2009 season. They both picked the Irish to play in the Gator Bowl (Schlabach against Georgia Tech and Feldman against Miami), but more interesting was the appearance of eight of Notre Dame's opponents in bowl games on Schlabach's list and seven on Feldman's.

Bowl Projected Opponents Of Potential Top 15 Teams

Georgia 10, Oklahoma 9, **Notre Dame 8**, Texas 8, USC 8, Alabama 8, California 8, Ohio State 8, Virginia Tech 8, Oklahoma State 8, Florida 7, Mississippi 7, Penn State 7, LSU 7, Boise State 6, TCU 6

2009 NOTRE DAME OPPONENT UPDATE

Below is a look at Notre Dame opponents' upcoming games. Since 1977, when the NCAA started rating strength of schedule, Notre Dame's schedule has been rated the most difficult five times (1978, 1985, 1987, 1989 and 1995).

Opponent	'09 Record	Sept. 19	Opponent	'09 Record	Sept. 19
Nevada	0-1	at Colorado State	Boston College	2-0	at Clemson
Michigan	2-0	Eastern Michigan	Washington State	0-2	SMU
Michigan State	1-1	at Notre Dame	Navy	1-1	at Pittsburgh
Purdue	1-1	Northern Illinois	Pittsburgh	2-0	Navy
Washington	1-1	USC	UConn	1-1	at Baylor
USC	2-0	at Washington	Stanford	1-1	San Jose State

Opponents' combined 2009 record: 14-9 (.609)

ONLY THE BIG BOYS

Notre Dame is one of just four NCAA FBS programs to have not faced a non-FBS opponent since the current setup was established in 1978. The three other remaining schools that have yet to play a non-FBS opponent are USC, UCLA and Washington. The list shrunk from five following Michigan State's contest with Montana State on Sept. 5.

NUMBER CHANGE

Junior offensive tackle Matt Romine changed his uniform number from #70 to #77. Mike Turkovich previously wore #77 before graduating after the 2008 season.

HOW DO THEY STACK UP?

Average weight of the offensive and defensive lines:

Notre Dame OL 315.0 lbs. vs. Michigan State DL 273.5 lbs.

Notre Dame DL 273.8 lbs. vs. Michigan State OL 301.4 lbs.

Average height of the receivers and the secondaries:

Notre Dame WR/TE 6' 2 2/3" vs. Michigan State DB 6' 0 1/2"

Notre Dame DB 6' 1" vs. Michigan State WR/TE 6' 3"

NOTRE DAME IN SEPTEMBER

- ▶ Notre Dame is 124-49-4 (.712) all-time during the month of September.
- ▶ The Irish are 79-18-2 (.808) in September home games.
- ▶ Notre Dame has an all-time mark of 40-29-2 (.577) in road games during September.
- ▶ The Irish went 3-1 in September last season (San Diego State, W, 21-13; Michigan, W, 35-17; at Michigan State, L, 7-23; Purdue, W, 38-21). Notre Dame was 0-5 in the first month of the season in 2007.

IRISH DEBUTS

The following players made their Notre Dame debuts in the season opener against Nevada: sophomore LB Anthony McDonald, freshman S Zeke Motta, freshman RB Theo Riddick, senior TE Bobby Burger, freshman LB Manti Te'o, sophomore LB David Posluszny, sophomore CB Jamoris Slaughter, sophomore DE Kapron Lewis-Moore, sophomore QB Dayne Crist, freshman PK Nick Tausch, freshman LS Jordan Cowart, freshman WR Shaquellle Evans, sophomore DT Hafis Williams, sophomore WR Deion Walker, freshman TE Tyler Eifert, sophomore OT Lane Clelland, sophomore WR John Goodman, sophomore DB Dan McCarthy, junior WR Chris Gurries, sophomore OC Mike Golic, Jr. and sophomore DT Sean Cwynar.

LEAVE NO DOUBT

Notre Dame dominated Nevada in every facet of the game, including, and most importantly, the scoreboard. The 35-point margin of victory was the largest under head coach Charlie Weis and the largest since Sept. 25, 2004 when the Irish defeated Washington 38-3.

UNIVERSITY OF NOTRE DAME GRADUATES

The 2009 Notre Dame roster features eight players who have already earned their undergraduate degree from the University. Paul Duncan, Evan Sharpley, Mike Anello, Ray Herring, Kyle McCarthy, Scott Smith, Barry Gallup and Chris Stewart all graduated from Notre Dame in May of 2009. Here is a list of the graduates on the 2009 Notre Dame football team.

- ▶ OT Paul Duncan: degree in management-entrepreneurship from the Mendoza College of Business.
- ▶ QB Evan Sharpley: degree in history from the College of Arts and Letters.
- ▶ CB Mike Anello: degree in finance from the Mendoza College of Business.
- ▶ S Ray Herring: degree in sociology from the College of Arts and Letters.
- ▶ S Kyle McCarthy: degree in finance from the Mendoza College of Business.
- ▶ LB Scott Smith: degrees in management from the Mendoza College of Business and sociology from the College of Arts and Letters.
- ▶ WR Barry Gallup: degree in finance from the Mendoza College of Business.
- ▶ OG Chris Stewart: degree in history from the College of Arts and Letters.
- ▶ Notre Dame's eight graduates is tied with Auburn, Penn State, Texas Tech, UNLV and East Carolina for the fourth-most graduates on a 2009 FBS roster.

Alabama	12	Boston College	10	Virginia Tech	10	Notre Dame	8
Miami, Fla.	8	Auburn	8	East Carolina	8	Penn State	8
Texas Tech	8	UNLV	8	UCF	7	Texas A&M	7

LEADERSHIP COMMITTEE '09

Junior QB **Jimmy Clausen**, senior SS **Kyle McCarthy**, senior OC **Eric Olsen** and senior LB **Scott Smith** have been selected captains of the 2009 Notre Dame football team.

Voting was conducted Friday, Aug. 14, with the results announced to the team by head coach Charlie Weis. Clausen and Olsen will captain the offense, McCarthy will serve as the defensive captain and Smith will represent the special teams. The results from the vote also helped form the leadership committee. Joining the four captains on the leadership committee are: senior fullback James Aldridge, senior cornerback Mike Anello, senior safety Sergio Brown, sophomore wide receiver Michael Floyd, junior defensive end Kerry Neal, sophomore tight end Kyle Rudolph, senior defensive end John Ryan, junior linebacker Brian Smith and senior offensive tackle Sam Young.

Player, Pos.	Cl.	Hometown
James Aldridge, FB	Sr.	St. Louis, Mo.
Mike Anello, DB	Sr.	Orland Park, Ill.
Sergio Brown, DB	Sr.	Maywood, Ill.
Jimmy Clausen, QB	Jr.	Westlake Village, Calif.
Michael Floyd, WR	So.	St. Paul, Minn.
Kyle McCarthy, SS	Sr.	Youngstown, Ohio
Kerry Neal, DE	Jr.	Bunn, N.C.
Eric Olsen, OC	Sr.	Staten Island, N.Y.
Kyle Rudolph, TE	So.	Cincinnati, Ohio
John Ryan, DE	Sr.	Westlake, Ohio
Brian Smith, LB	Jr.	Overland Park, Kan.
Scott Smith, LB	Sr.	Highland Park, Ill.
Sam Young, OT	Sr.	Coral Springs, Fla.

Starter Sheet

Offense	2009	Streak	Career
Young (RT)	2	40	40
Clausen (QB)	2	18	24
Olsen (C)	2	21	21
Wenger (C)	-	-	18
Kamara (WR)	1	1	16
Rudolph (TE)	2	15	15
Duncan (LT)	2	2	14
Allen (HB)	2	4	14
Floyd (WR)	2	3	12
Stewart (LG)	2	4	12
Tate (WR)	2	4	12
West (WR)	-	-	7
Aldridge (FB)	-	-	6
Robinson (RG)	2	2	5
Parris (WR)	-	-	4
Hughes (HB)	-	-	4
Sharpley (QB)	-	-	2
Ragone (TE)	1	1	1

Defense	2009	Streak	Career
Neal (DE)	2	10	18
McCarthy (SS)	2	15	16
Ryan (DE)	-	-	15
McNeil (CB)	1	-	15
Smith, B. (LB)	2	2	14
Walls (DB)	1	1	14
Williams (NT)	2	5	11
Smith, H. (FS)	2	2	11
Brown (SS)	2	3	8
Johnson (DT)	2	3	6
Blanton (CB)	2	6	6
Smith, T. (LB)	1	-	5
Fleming (LB)	2	3	5
Herring (FS)	-	-	1
Te'o (LB)	1	1	1

Longest Active Streaks

Young (RT)	40
Olsen (C)	21
Clausen (QB)	18
Rudolph (TE)	15
McCarthy (SS)	15
Neal (DE)	10

Most Career Starts (Active)

Young (RT)	40
Clausen (QB)	24
Olsen (C)	21
Wenger (C)	18
Neal (DE)	18
Kamara (WR)	16
Ryan (DE)	15
McNeil (CB)	15
McCarthy (SS)	16
Rudolph (TE)	15
Duncan (LT)	14
Smith, B. (LB)	14
Allen (HB)	14
Floyd (WR)	12
Stewart (LG)	12
Tate (WR)	12
Williams (NT)	11
Smith, H. (FS)	11

Eye On Notre Dame Career Records

Pass Attempts

1. Brady Quinn.....	1602 (2003-06)
2. Ron Powlus.....	969 (1994-97)
3. Steve Beuerlein.....	850 (1983-86)
4. Jimmy Clausen.....	745 (2007-)
5. Rick Mirer.....	698 (1989-92)
6. Blair Kiel.....	609 (1980-83)
7. Terry Hanratty.....	550 (1966-68)
8. Jarious Jackson.....	536 (1996-99)
9. Joe Montana.....	515 (1975-78)
10. Joe Theismann.....	509 (1968-70)

Pass Attempts per Game

1. Brady Quinn.....	32.7 (1602/49), 2003-06
2. Jimmy Clausen.....	29.8 (745/25), 2007-
3. Ron Powlus.....	22.0 (964/44), 1994-97
4. Terry Hanratty.....	21.2 (550/26), 1966-68

Completions

1. Brady Quinn.....	929 (2003-06)
2. Ron Powlus.....	558 (1994-97)
3. Steve Beuerlein.....	473 (1983-86)
4. Jimmy Clausen.....	446 (2007-)
5. Rick Mirer.....	377 (1989-92)
6. Jarious Jackson.....	306 (1996-99)
7. Terry Hanratty.....	304 (1966-68)
8. Blair Kiel.....	297 (1980-83)
9. Joe Theismann.....	290 (1968-70)
10. Joe Montana.....	268 (1975-78)

Consecutive Passes Without INT - Multiple Games (Same Season)

1. Brady Quinn.....	226
Michigan State 2006 - Army 2006	
2. Jimmy Clausen.....	132
Michigan State 2008 - North Carolina 2008	
3. Brady Quinn.....	130
USC 2005 - Navy 2005	
4. Carlyle Holiday.....	126
Pittsburgh 2002 - Rutgers 2002	

Pass Completions per Game

1. Brady Quinn.....	19.0 (929/49), 2003-06
2. Jimmy Clausen.....	17.8 (446/25), 2007-
3. Ron Powlus.....	12.6 (558/44), 1994-97
4. Terry Hanratty.....	11.7 (304/26), 1966-68

Completion Percentage (min 150 att.)

1. Kevin McDougal.....	62.2 (1990-93)
2. Jimmy Clausen.....	59.9 (2007-)
3. Brady Quinn.....	58.0 (2003-06)
4. Ron Powlus.....	57.5 (1994-97)
5. Jarious Jackson.....	57.1 (1996-99)
6. Joe Theismann.....	56.9 (1968-70)

Passing Yards

1. Brady Quinn.....	11762 (2003-06)
2. Ron Powlus.....	7602 (1994-97)
3. Steve Beuerlein.....	6527 (1983-86)
4. Rick Mirer.....	5997 (1989-92)
5. Jimmy Clausen.....	5077 (2007-)
6. Jarious Jackson.....	4820 (1996-99)
7. Joe Theismann.....	4411 (1968-70)
8. Terry Hanratty.....	4152 (1966-68)
9. Joe Montana.....	4121 (1975-78)
10. Blair Kiel.....	3650 (1980-83)

PLAYING STREAKS

► The following players extended active starting streaks last Saturday afternoon against Michigan: senior OT Sam Young 40, senior OC Eric Olsen 21, junior QB Jimmy Clausen 18, sophomore TE Kyle Rudolph 15, senior SS Kyle McCarthy 15 and junior DE Kerry Neal.

THREE NEW COACHES ADD TO EXPERIENCED STAFF

► Head coach Charlie Weis added three experienced assistant coaches to the Irish coaching staff this offseason giving Notre Dame a coaching staff with 189 years of coaching experience.

► Running backs coach Tony Alford (14 years), defensive line coach Randy Hart (39 years) and offensive line/running game coordinator Frank Verducci (27 years) combined to add 80 years of coaching experience to Notre Dame's coaching roster.

► Head coach Charlie Weis adds the second-most years coaching to the staff (30 years), followed by Jon Tenuta (28 years), Rob Ianello (22 years), Brian Polian (12 years), Corwin Brown (eight years), Bernie Parmalee (seven years) and Ron Powlus (two years).

YOUNG PUPS NOW GROWING UP

► Notre Dame had 20 scholarship players make their respective Irish debut in the season opener against Nevada. That group included seven freshmen and 12 more sophomores for a total of 19 first-year players.

► Of the 24 players that started the Sheraton Hawai'i Bowl (including punter and placekicker), 18 players return in 2009 and 11 of those players have at least two seasons of eligibility remaining.

► Freshman DB **Robert Blanton** picked up his first career start against Navy in 2008. Blanton was the sixth different Irish rookie to start a game last season. Blanton joined WR **Michael Floyd**, TE **Kyle Rudolph**, OG **Trevor Robinson**, DE **Ethan Johnson** and LB **Darius Fleming**.

► Notre Dame's duo of WR **Michael Floyd** and TE **Kyle Rudolph** each established school records for receptions and receiving yards by first year players at their respective positions. Floyd's total was also a freshman record for any position.

► The Irish scored 40 touchdowns in 2008 and 33 came from either freshmen or sophomores, including six of the seven touchdowns against Hawai'i in the Sheraton Hawai'i Bowl. The only touchdowns scored last season by upperclassmen were RB **James Aldridge** (3), WR **David Grimes** (3) and LB **Toryan Smith**.

► The 33 of 40 touchdowns by underclassmen did not include QB **Jimmy Clausen**, who tossed 25 touchdown passes last season.

Irish Among National Leaders

Category	Rank	Stat	National Leader	Stat
Rushing Offense	54	166.00	Air Force	367.50
Passing Offense	10	334.00	Texas Tech	456.50
Total Offense	17	500.00	Florida	643.50
Scoring Offense	35	34.50	Florida	59.00
Rushing Defense	88	171.50	Arizona St.	-5.00
Pass Efficiency Defense	54	116.16	Arizona St.	22.64
Total Defense	78	368.50	Arizona St.	37.00
Scoring Defense	50	19.00	Kentucky	.00
Net Punting	52	37.43	Baylor	46.00
Punt Returns	51	9.00	Louisiana Tech	85.00
Kickoff Returns	10	30.75	Arkansas	57.50
Turnover Margin	15	1.50	Arizona St.	5.00
Pass Defense	58	197.00	Arizona St.	42.00
Passing Efficiency	2	195.46	Cincinnati	197.34
Sacks	42	2.00	TCU	8.00
Tackles For Loss	36	7.00	Oklahoma	13.50
Sacks Allowed	1	.00	Kentucky	.00
Rushing			Passing Efficiency	
Armando Allen	23rd	105.50	Jimmy Clausen	3rd 196.31
Total Offense			Receptions	
Jimmy Clausen	11th	326.00	Golden Tate	t-30th 6.00
			Michael Floyd	t-40th 5.50
Receiving Yards			Interceptions	
Michael Floyd	2nd	160.00	Kyle McCarthy	t-9th 1.00
Golden Tate	t-38th	87.00	Robert Blanton	t-45th 0.50
Field Goals			Scoring	
Nick Tausch	t-47th	1.00	Michael Floyd	t-10th 12.00
All-Purpose Runners			Tackles	
Michael Floyd	26th	160.00	Kyle McCarthy	t-61st 9.00
Armando Allen	t-64th	130.00	Harrison Smith	t-80th 8.50
Tackles For Loss				
Toryan Smith	t-38th	1.75		

**Notre Dame
Offensive Notes**

CHARLIE AND THE IRISH OFFENSIVE FACTORY

Fifth year head coach Charlie Weis came to Notre Dame with a tremendous reputation as one of the premier offensive minds in all of the NFL. The Irish saw immediate results in 2005, setting 11 school records, including passing yards (3,963), touchdown passes (32, bested in 2006 and equalled in 2008), total offense yards (5,728) and total points (440). Notre Dame has surpassed the 40-point barrier on 12 different occasions in Weis' 52 games as head coach. Prior to his arrival, Notre Dame had eclipsed 40 points just nine times in its previous 97 contests. In addition, the Irish had 83 separate 100-yard receiving games over its first 116 seasons of football, but Notre Dame has had 32 under Weis. To put those numbers in perspective, Notre Dame averaged a 100-yard receiving effort every 13 games. Under Weis, the Irish is recording a 100-yard receiving effort a little better than every other game.

MORE ON WEIS' OFFENSE

Notre Dame has registered three of its top four passing seasons in school history under Weis. The Irish averaged 330.3 yards (1st) in the air in 2005, 264.7 (second) in 2006 and 245.38 (fourth) in 2008. Over its first two games of 2009, Notre Dame has averaged 334.0 yards per game passing.

- ▶ The Irish have eclipsed 475 or more total yards in 11 games under Weis, including each of Notre Dame's last three games. All of which, Weis has served as offensive coordinator and play caller.
- ▶ Notre Dame racked up 27 first downs against Michigan - the most by an Irish squad since Oct 7, 2006 against Stanford.

IRISH OFFENSE IN MID-SEASON FORM

▶ Notre Dame has piled up 510 and 490 yards, respectively, over its first two games of this season. The 1,000 total yards are the most for the Irish in consecutive weeks since they compiled 1,083 yards on Nov. 19 (Syracuse, 420) and Nov. 26 (at Stanford, 663) of 2005. In fact, it is the most total yards over the first two weeks of a season since the Irish registered 1,051 yards of total offense to open the 1974 campaign.

▶ Notre Dame's offense has gotten out to fast starts this year as well, scoring on eight of 11 first half possessions (six touchdowns, two field goals) over the Nevada and Michigan games.

▶ Notre Dame is the only offense among all 120 FBS schools that has a running back rank among the top 25 in rushing yards per game, a wide receiver rank among the top 25 in receiving yards and a quarterback rank among the top 25 in passing yards per game. Sophomore WR **Michael Floyd** ranks second (160.0 ypg), junior QB **Jimmy Clausen** ranks eighth (325.5 ypg) and junior RB **Armando Allen** ranks 23rd (105.5 ypg).

▶ The trio has also made its fair share of big plays already in 2008. Clausen has 10 completions over 20 yards, Floyd has collected five passes over 20 yards and Allen has ripped off seven runs over 10 yards.

IRISH MOST EFFICIENT ON FIRST DOWN

▶ Notre Dame has a 73-percent completion percentage (19-26) on first down. Junior QB Jimmy Clausen is 17-for-24 (.70%) for eight first downs and two touchdowns on first down.

▶ Junior RB Armando Allen is averaging 5.9 yards per carry over Notre Dame's first two games, but is even better on first down. He is gaining 6.5 yards per rush on first down and 6.4 yards on second down. The Irish, which are averaging 4.7 yards per carry as a team, are ripping off 5.7 yards per rush on second down.

RED-ZONE REPORT

▶ Notre Dame and its '09 opponents could not have less similar "red-zone" success, with the Irish totaling 39 red-zone points (converting 6-of-7 chances) while the first two opponents have combined for a lower red-zone point total of 21 and conversion rate (3-of-7). The Notre Dame defense has allowed just three red zone touchdowns (in seven opponent chances) while the Irish offense has cashed in six touchdowns after crossing the opponent's 20-yard line (in seven chances).

▶ The only drive in which Notre Dame failed to produced points when entering the red zone came last week against Michigan. The Irish took the opening kick and marched 69 yards, but missed a 28-yard field goal. The other drive for Notre Dame that entered the red zone and did not result in a touchdown also came last week. The Irish drove to the Wolverine 17-yard line before settling for a field goal (Notre Dame did have a touchdown overturned on the drive).

▶ Despite scoring five touchdowns in the 2009 opening win over Nevada, Notre Dame ventured into the "red zone" just twice (other three touchdowns, all by sophomore WR **Michael Floyd**, came from 24, 70 and 88 yards). The Irish scored two touchdowns in red zone chances against the Wolf Pack, which marched inside the Irish 20 three times and failed to score a single point.

▶ Notre Dame in 2008 came away with points in 31 of 44 red-zone chances (70.5 percent) — including touchdowns on 52.2 percent — while opponents posted points on 81.8 percent of their chances, but barely half of the opposing chances, 22 of 44, produced touchdowns.

Notre Dame in 2009

	Category	2009 Opponents
7	Red-Zone Chances	7
3	Passing TDs	2
2	Rushing TDs	1
5	Total TDs	3
.714 (5/7)	TD Pct.	.429 (3/7)
1	FGs Made	0
1/0	FGs Missed/Blocked	1/0
39	Total Points (TD-6, FG-3)	21
.857 (6/7)	Scoring Pct.	.429 (3/7)

**Eye On Notre Dame
Career Records**

Passing Yards per Game

1. Brady Quinn.....240.0 (2003-06)
2. **Jimmy Clausen.....203.1 (2007-)**
3. Ron Powlus.....172.7 (1994-97)
4. Terry Hanratty159.7 (1966-68)
5. Steve Beuerlein.....155.4 (1983-86)
6. Joe Montana.....152.6 (1975-78)

Passing Touchdowns

1. Brady Quinn.....95 (2003-06)
2. Ron Powlus.....52 (1994-97)
3. Rick Mirer.....41 (1989-92)
4. **Jimmy Clausen.....39 (2007-)**
5. Jarious Jackson.....34 (1996-99)
6. Joe Theismann31 (1968-70)
7. Angelo Bertelli.....28 (1941-43)
8. Terry Hanratty27 (1966-68)
- Steve Beuerlein.....27 (1983-86)
10. Bob Williams.....26 (1948-50)

Lowest INT Percentage

1. Brady Quinn.....2.43 (39 of 1602), 2003-06
2. Ron Powlus.....2.78 (27 of 969), 1994-97
3. Carlyle Holiday2.99 (12 of 401), 2001-04
4. **Jimmy Clausen.....3.09 (23 of 745), 2007-**
5. Rick Mirer.....3.29 (23 of 698, 1989-92)
6. Kevin McDougal3.33 (6 of 180), 1990-93
7. Jarious Jackson.....3.91 (21 of 536), 1996-99

Receptions (Running Back)

1. Darius Walker.....109 (2004-06)
2. **Armando Allen.....79 (2007-)**
3. Allen Pinkett.....73 (1982-85)
4. Bob Gladieux72 (1966-68)
5. Joseph Heap71 (1951-54)
6. Mark Green61 (1985-88)
7. Autry Denson.....53 (1995-98)
8. Jim Morse.....52 (1954-56)
9. Marc Edwards.....46 (1993-96)
10. Nick Eddy.....44 (1964-66)

Games with 100 Yards Receiving

1. Tom Gatewood.....13 (1969-71)
2. Derrick Mayes.....9 (1992-95)
- Jeff Samardzija9 (2003-06)
4. **Golden Tate7 (2007-)**
- Maurice Stovall.....7 (2002-05)
6. **Michael Floyd6 (2008-)**
- Jim Seymour.....6 (1966-68)
- Tim Brown6 (1984-87)
9. Rhema McKnight5 (2002-06)
10. Jack Snow.....4 (1962-64)
- Tony Smith4 (1989-91)
- Malcolm Johnson.....4 (1995-98)

Touchdown Receptions

1. Jeff Samardzija27 (2003-06)
2. Derrick Mayes.....22 (1992-95)
- Rhema McKnight22 (2002-06)
4. Tom Gatewood.....19 (1969-71)
5. Maurice Stovall18 (2002-05)
6. Jim Seymour.....16 (1966-68)
7. Ken MacAfee15 (1974-77)
8. **Golden Tate.....13 (2007-)**
9. Tim Brown.....12 (1984-87)
- Bobby Brown.....12 (1996-99)
11. **Michael Floyd11 (2008-)**

**Eye On Notre Dame
Career Records**

Total Plays

1. Brady Quinn.....	1856 (2003-06)
2. Ron Powlus.....	1201 (1994-97)
3. Steve Beuerlein.....	1027 (1983-86)
4. Rick Mirer.....	951 (1989-92)
5. Allen Pinkett.....	892 (1982-85)
6. Jimmy Clausen.....	865 (2007-)
7. Joe Theismann.....	807 (1968-70)
8. Jarious Jackson.....	787 (1996-99)
9. Blair Kiel.....	774 (1980-83)
10. Tom Clements.....	760 (1972-74)

Total Offense Yards per Game

1. Brady Quinn.....	243.8 (2003-06)
2. Joe Theismann.....	187.3 (1968-70)
3. Jimmy Clausen.....	192.7 (2007-)
4. Terry Hanratty.....	182.2 (1966-68)
5. Rick Mirer.....	159.3 (1989-92)
6. Steve Beuerlein.....	153.8 (1983-86)

Extra Points Percentage (min. 50 made)

1. Nicholas Setta, 2000-03.....	104-105 (99.0)
2. Brandon Walker, 2007-.....	61-62 (98.4)
3. Craig Hentrich, 1989-92.....	177-180 (98.3)
4. Mike Johnston, 1980-83.....	53-54 (98.1)
5. Bob Thomas, 1971-73.....	98-101 (97.0)
6. D.J. Fitzpatrick, 2002-05.....	103-107 (96.3)

Kickoff Returns

1. Julius Jones.....	72-1678 (1999-2001, '03)
2. Tim Brown.....	69-1613 (1984-87)
3. Armando Allen.....	54-1247 (2007-)
4. Jim Stone.....	49-1079 (1977-80)
5. Vontez Duff.....	47-1230 (2000-03)
Tony Driver.....	47-1083 (1997-2000)
7. Raghieb Ismail.....	46-1271 (1988-90)
8. Golden Tate.....	41-847 (2007-)
9. Terry Eurick.....	32-739 (1974-77)

Kickoff Return Yards

1. Julius Jones.....	72-1678 (1999-2001, '03)
2. Tim Brown.....	69-1613 (1984-87)
3. Raghieb Ismail.....	46-1271 (1988-90)
4. Armando Allen.....	54-1247 (2007-)
5. Vontez Duff.....	47-1230 (2000-03)
6. Tony Driver.....	47-1083 (1997-2000)
7. Jim Stone.....	49-1079 (1977-80)
8. Allen Rossum.....	29-891 (1994-97)
9. Golden Tate.....	41-847 (2007-)
10. Emmett Mosley.....	30-778 (1993-96)
Clint Johnson.....	27-778 (1990-93)

Total Kick/Punt Return Yards

1. Julius Jones.....	2104 (1678, 426); 1999-03
2. Tim Brown.....	2089 (1613, 476); 1984-87
3. Vontez Duff.....	1955 (1230, 725); 2000-03
4. Raghieb Ismail.....	1607 (1271, 336); 1988-90
5. Allen Rossum.....	1318 (891, 427); 1994-97
6. Armando Allen.....	1313 (1247, 66); 2007-
7. Tony Driver.....	1083 (1083, 0); 1997-00
8. Jim Stone.....	1079 (1079, 0); 1977-80
-- Golden Tate.....	961 (847, 114); 2007-

AGAINST THE WOLVERINES

- ▶ Michigan scored the winning touchdown with 11 seconds remaining in the game. It marked the third meeting between the two rivals where the deciding points were scored with less than 12 seconds to go in the contest. The Wolverines last captured a meeting decided so late into the contest in 1994 when Remy Hamilton kicked a field goal with two seconds left to secure a 26-24 victory in Notre Dame Stadium.
- ▶ Junior QB Jimmy Clausen's 336 yards are the most ever by an Irish signal caller against Michigan.
- ▶ Notre Dame racked up 27 first downs and 490 yards on the afternoon, the most ever by an Irish squad in the all-time series with the Wolverines.
- ▶ Sophomore WR Michael Floyd's 131 yards last week against Michigan set a school record for receiving yards by an Irish player in the series with the Wolverines. The previous record was 127 set last season by junior WR Golden Tate.
- ▶ Tate's nine receptions are the most by an Irish player in the all-time series with the Wolverines, besting the previous high of seven set by three different players (most recently Darius Walker in 2006).
- ▶ Tate also tied five other Irish players (most recently junior RB Robert Hughes in 2008) with the most touchdowns against the Wolverines in the series.
- ▶ Notre Dame managed just 10 first downs and 79 total yards on 55 plays in the 2007 meeting with Michigan, the last trip to Ann Arbor for the Irish. Notre Dame registered 15 first downs and piled up 302 yards on 37 plays, good for an average of 8.2 per play in the first half.
- ▶ The Irish were also held to minus-seven yards on 33 carries in that meeting. Notre Dame rushed for 112 yards on 19 carries, good for a 5.9 average, in today's first half.

IRISH DON'T GIVE IT AWAY FOR FREE

- ▶ Since Charlie Weis became head coach at Notre Dame, the top priority of every game has been to win the turnover battle. In games the Irish have won the turnover battle, Notre Dame is 21-8.
- ▶ Last season, the Irish did not commit a turnover in five games. In fact, Notre Dame has not turned the ball over in 16 games since 2005. Here's how that ranks nationally (thanks STATS, LLC):

Most Games with 0 Giveaways in 2008

No.	School
6	Ball State
6	Baylor
6	Florida
6	Oklahoma
5	Notre Dame
5	Four other teams

Most Games with 0 Giveaways since 2005

No.	School
20	West Virginia
18	Florida
17	Ball State
16	Notre Dame
16	Memphis
16	Buffalo

- ▶ Quite often in a season opener a team is sloppy in terms of penalties and turnovers, but the Irish committed just three penalties and did not commit a single turnover. Notre Dame was one of two schools in the country among FBS teams that had fewer than three penalties and no turnovers on opening day. In addition, only seven FBS schools had fewer penalties in its season opener than the Irish.

IRISH OFFENSE ROLLS IN SEASON OPENER AGAINST NEVADA

- ▶ Notre Dame finished with 510 yards of total offense, the most since recording 663 yards at Stanford on Nov. 26, 2005.
- ▶ The Irish recorded those 510 yards on just 61 plays, good for an average of 8.36 yards per play (best in the Charlie Weis era).
- ▶ Notre Dame set new highs for the Weis era in most passing yards per attempt (16.6), yards per completion (19.5), highest passing efficiency (290.44) and yards per play (8.4).
- ▶ The Irish have now eclipsed 500 yards of total offense in eight games under Weis.
- ▶ Notre Dame not only converted both of its third downs of nine or more yards (nine and 16 yards) in the first half, but did so each time

**Notre Dame Coaching
Staff Locations**



Charlie Weis
Sidelines



Frank Verducci
Sidelines



Jon Tenuta
Press Box



Tony Alfrod
Sidelines



Corwin Brown
Sidelines



Rob Ianello
Press Box



Randy Hart
Sidelines



Bernie Parmalee
Press Box



Brian Polian
Sidelines



Ron Powlus
Sidelines



Brian White
Press Box



Bryant Young
Sidelines

with touchdown passes. Jimmy Clausen's touchdown pass to Kyle Rudolph in the first quarter came on a third and 16, while Clausen's second quarter touchdown pass to Michael Floyd came on a third and nine.

- ▶ The Irish totaled exactly 300 yards on 34 plays in the opening half, good for an average of 8.8 yards per play.
- ▶ Notre Dame averaged just 3.3 yards per rush in 2008. Weis and the Irish coaching staff have established 4.5 yards per carry as a standard for the season. Notre Dame equalled that mark prior to its final drive of the game against the Wolf Pack (158 yards on 35 carries). The Irish also accomplished the feat against a Nevada defense that ranked sixth in the nation against the run in 2008 (88.62 yards per game). Notre Dame finished the afternoon with 178 yards on the ground.
- ▶ The Irish offensive line did not allow Nevada a single sack. The Wolf Pack ranked 10th in the nation in sacks a season ago, averaging 2.85 per game.
- ▶ Notre Dame registered touchdowns on four of its first five drives against Nevada. The Irish marched 67, 78, 79 and 80 yards. In fact, Notre Dame added a school record-tying 99-yard drive for its fifth and final touchdown of the game. The average scoring drive by the Irish went for 80.6 yards on seven plays.
- ▶ Notre Dame was limited to just one three and out over the course of the entire game.
- ▶ The Irish quarterbacks completed passes to seven different receivers.

IRISH OFFENSIVE LINE PASSES CENTURY MARK FOR CAREER STARTS

- ▶ First-year offensive line coach Frank Verducci is charged with improving the Irish rushing attack in 2009 and will attempt to do so with one of the most experienced offensive line units in Notre Dame's recent history.
- ▶ Six players having starting experience for the Irish, led by right tackle **Sam Young's** 40 starts. **Eric Olsen** (21 starts), **Dan Wenger** (18 starts), **Paul Duncan** (14 starts), **Chris Stewart** (12 starts) and **Trevor Robinson** (FIVE starts) help bring the Irish total to 110 combined career starts. Notre Dame's total of 100, entering this season, was the second most in the past decade at Notre Dame.

Starts (No. of Players with Starting Experience)	Year
102 (Six)	2005
100 (Six)	2009
91 (Four)	2006
79 (Six)	2002
60 (Five)	2008
60 (Six)	2001
49 (Seven)	2000
46 (Two)	2007
46 (Six)	2004
21 (Three)	2003

List above was calculated entering the 2009 season.

HIGH RETURNS ROLLING IN FOR IRISH OFFENSE

- ▶ The Irish offense returns an unprecedented high percentage of its 2008 offense. All 3,190 passing yards (including senior **Evan Sharpley's** 18 yards) return this fall as quarterback **Jimmy Clausen** guides the Irish attack again.
- ▶ Almost 99 percent of the rushing yards from 2008 return and over 89 percent of the receiving yards are available this year. In fact, Notre Dame totaled 4,616 total yards of offense in 2008 and only 17 yards of total offense will not suit up for the Irish this fall.
- ▶ The only skill-position players lost from the '08 squad are wide receiver David Grimes and fullback Asaph Schwapp.

Returning Irish Offense in 2009

Category	Returning Yards/Points	Pct.
Rushing	1,409 of 1,426 yards	98.8
Passing	3,190 of 3,190 yards	100.0
Receiving	2,850 of 3,190 yards	89.3
Scoring	303 of 321 points	94.4
Total Offense	4,599 of 4,616 yards	99.6
All-Purpose	5,730 of 6,205 yards	92.3

IRISH 2008 UNDERCLASSMEN AMONG NATION'S ELITE

- ▶ Notre Dame's freshmen and sophomores in 2008 proved to be not just the most productive classes in school history but also one of the best in the country. Led by sophomore **Golden Tate** and freshman **Michael Floyd**, Irish underclassmen (freshmen and sophomores) combined to record 2,793 receiving yards, third most in the nation.

Most Receiving Yards by Underclassmen in 2008

Yards	School
3,582	Texas Tech
3,524	Houston
2,793	Notre Dame
2,244	USC
2,214	Kansas

(according to STATS, LLC)

Milestone Games In 2009

100-Yards Receiving	
*Armando Allen	139 (at Michigan)
100-Yards Receiving	
*Michael Floyd	189 (Nevada)
Michael Floyd	131 (at Michigan)
Golden Tate	115 (at Michigan)
300-Yards Passing	
Jimmy Clausen	336 (at Michigan)
Jimmy Clausen	315 (Nevada)
200-Yards Passing	
Jimmy Clausen	336 (at Michigan)
Jimmy Clausen	315 (Nevada)
Multiple Touchdowns	
Jimmy Clausen vs. Nevada	4 (passing)
Jimmy Clausen at Michigan	3 (passing)
*Michael Floyd vs. Nevada	3 (receiving)
Golden Tate at Michigan	2 (receiving)
* - individual career highs (or tying)	

Conference Call

- ▶ This season, Notre Dame faces teams from five different conferences. Here's a look at the conference breakdown for the 12 Irish opponents in 2009:

- Pac-10 (4):** Stanford, Washington, Washington State, USC
- Big Ten (3):** Michigan, Michigan State, Purdue
- BIG EAST (2):** Pittsburgh, Connecticut
- ACC (1):** Boston College
- WAC (1):** Nevada
- Independents (1):** Navy

- ▶ Notre Dame has had great overall success against the major conferences in the country, including the Big Ten, of which Michigan is a member:

Conference	Winning %
Western Athletic	1.000
Conference USA	.885
Mountain West	.778
BIG EAST	.715
Atlantic Coast	.704
Big 12	.667
Big Ten	.652
Pac-10	.648
SEC	.618

**Fighting Irish
In The NFL**

AFC	NFC
Baltimore Ravens SS Tom Zbikowski	Arizona Cardinals DE Bertrand Berry G/T Mike Gandy
Cincinnati Bengals FS Chinedum Ndukwe OC Dan Santucci^	Carolina Panthers LS J. J. Jansen
Cleveland Browns QB Brady Quinn	Green Bay Packers RB Ryan Grant
Denver Broncos FS David Bruton OT Ryan Harris RB Darius Walker*	Minnesota Vikings OC John Sullivan
Jacksonville Jaguars OL Jordan Black DT Derek Landri	New Orleans Saints PK John Carney
Kansas City Chiefs LB Corey Mays	New York Giants DE Justin Tuck
Miami Dolphins TE Anthony Fasano	Philadelphia Eagles DE Victor Abiamiri DT Trevor Laws
New England Patriots OL Mark LeVoiir#	San Francisco 49ers WR Arnaz Battle CB Allen Rossum
Tennessee Titans P/K Criag Hentrich	Seattle Seahawks TE John Carlson RB Julius Jones TE John Owens
	Tampa Bay Buccaneers OC Jeff Faine WR Maurice Stovall
	Washington Redskins P Hunter Smith DE Renaldo Wynn

^ - injured reserve list
* - practice squad
- physically unable to perform list

**Notre Dame
Defensive Notes**

IRISH PITCH SHUTOUT AGAINST NEVADA

- ▶ Notre Dame posted its first shutout since blanking Rutgers 42-0 on Nov. 23, 2002 -- a span of 76 games.
- ▶ Notre Dame posted its first shutout in a season opener since blanking Maryland, 22-0, on Aug. 31, 2002.
- ▶ Notre Dame posted its first shutout in a season opener inside Notre Dame Stadium since Sept. 22, 1973 when the Irish beat Northwestern, 44-0.
- ▶ Nevada was shut out for the first time since Dec. 12, 2007 versus New Mexico. The shutout was also just the third in Hall of Fame coach Chris Ault's 25-year coaching career at Nevada. This comes after Nevada averaged 37.6 points, 509 total yards and 278 rushing yards per game (school record) last season.
- ▶ Notre Dame limited the Wolf Pack to 307 total yards and 153 yards rushing, well below their explosive output from a year ago, and, obviously, no points.
- ▶ Notre Dame was one of two FBS schools, Kentucky being the other, to shut out another FBS school in its season opener.

TENUTA AND BROWN'S BOYS MAKE QUITE AN OPENING IMPRESSION

- ▶ Nevada quarterback Colin Kaepernick not only threw two interceptions in the game after throwing just seven all of last year, but he also averaged only 3.9 yards per rush compared to his near 7.0 yards per carry average in 2008.
- ▶ Notre Dame forced three Wolf Pack turnovers, including two in the red zone, and denied another possible scoring opportunity for Nevada on a 4th and short stop.
- ▶ Notre Dame ranked 20th in the country in third down defense (32.76%). The Irish continued their success on third down against Nevada. Notre Dame limited the Wolf Pack to just 2-for-11.
- ▶ The Irish red zone defense was equally impressive. Notre Dame did not allow Nevada any points despite the Wolf Pack's three trips in the red zone. The Irish were the only team in the FBS to deny their season-opening opponent points on three drives that crossed the 20-yard line.

TENUTA AWFULLY TOUGH IN SEASON OPENING GAMES

Notre Dame co-defensive coordinator and play-caller Jon Tenuta has had his way over his career in season-opening games. A Tenuta defense has limited its opponents to 14 points or less in 11 of his 16 years as a defensive coordinator.

IRISH DEFENSE STINGY OUT OF THE GATE

- ▶ Notre Dame was quite impressive defensively coming out of the locker room in 2008. The Irish allowed only three touchdowns in the first quarter over the entire 2008 campaign and just one over their last nine games of the year. Notre Dame continued that trend, blanking Nevada last weekend over the first 15 minutes.
- ▶ The Irish surrendered 14 points in the first quarter last week against Michigan. Notre Dame had allowed just 19 points in the first quarter over their last 10 games.

**Career Starts
By Position**

—OFFENSE—

WR	LT	LG	C	RG	RT	TE	WR	QB	FB	HB
Floyd (12)	Young (10) Duncan (4)	Olsen (13) Stewart (2)	Wenger (15) Olsen (2)	Stewart (10) Olsen (6) Robinson (5) Wenger (3)	Young (30) Duncan (10)	Rudolph (15) Ragone (1)	Kamara (16) Tate (12) West (7) Parris (4)	Clausen (24) Sharpley (2)		Allen (14) Aldridge (6) Hughes (4)

—DEFENSE—

DE	NT/DT	DE	OLB	ILB	ILB	OLB	CB	SS	FS	CB
Neal (4) Fleming (2)	Williams (11) Johnson (2)	Ryan (5) Johnson (4)	Neal (14) Ryan (11) Fleming (3)		Smith, B. (6) Smith, T. (5) Te'o (1)	Smith, B. (8) Smith, H. (7)	McNeil (15) Walls (13)	McCarthy (15) Smith, H. (2) Herring (1)	Brown, S. (7) Smith, H. (2) McCarthy (1)	Blanton (6)

**Notre Dame
Miscellaneous Team Notes**

BOBBY BURGER, ERIC MAUST AWARDED FOOTBALL SCHOLARSHIPS

Notre Dame tight end Bobby Burger and punter Eric Maust were awarded scholarships for the 2009-10 school year, head coach Charlie Weis announced Monday.

Maust filled in at punter during the 2007 season and averaged a team-high 42.1 yards on 21 punts, landing nine inside the 20 with only one touchback. He took over as the Irish full-time punter in 2008. Maust appeared in all 13 games and booted the ball 54 times for 2,218 yards (41.1 avg.). He also dropped 16 balls inside the 20-yard line. He boomed eight punts over 50 yards and only allowed four balls to result in touchbacks. Maust is also one of the top pitchers for Notre Dame's baseball team and recorded a 6-3 record this past spring. He is enrolled in the Mendoza College of Business, majoring in finance.

Burger, who sat out last fall after transferring from Dayton, joined the Irish as a walk-on prior to the start of the 2008 season. After redshirting the 2006 season at Dayton, Burger earned a letter by playing in all 12 of the Flyers' games in 2007 as a defensive end. He registered 22 tackles, a team-high eight sacks and 11 tackles for loss. In 2006, he was named Dayton's scout team defensive player of the year. With the Irish, Burger is listed third on the depth chart at tight end. He is majoring in economics and is set to graduate in December 2010. Burger's father, Bob Burger, was on the 1977 national championship team at Notre Dame and played offensive guard for the Irish from 1978-80.

1949 NOTRE DAME NATIONAL CHAMPIONSHIP TEAM TO BE HONORED THIS WEEKEND

Members of the University of Notre Dame's 1949 national championship football team -- considered one of the greatest in the history of college football -- will hold their 60th reunion this weekend in conjunction with the Notre Dame-Michigan State football game at Notre Dame Stadium.

Members of all the Irish team from the late 1940s have been invited, and 25 members of those teams will be back on campus and will be honored at the first timeout of the game on Saturday.

The '49 team finished with a perfect 10-0 record, led by captains Leon Hart (he won the Heisman Trophy in '49) and Jim Martin. The Irish took over the number-one ranking three games into the season and held it the rest of the way.

Notre Dame averaged 36 points per game that season and in seven of the 10 games allowed seven or fewer points. The '49 season marked the fourth consecutive season in which Notre Dame did not lose a football game (36-0-2 over that stretch).

Big wins that season included a 46-7 victory over #4 Tulane in Notre Dame Stadium, a 34-21 win over #10 Michigan State in East Lansing -- and a season-ending 27-20 triumph over SMU in Dallas.

1987 HEISMAN TROPHY WINNER AND COLLEGE FOOTBALL HALL OF FAMER TIM BROWN TO BE HONORED

Former University of Notre Dame football standout Tim Brown, named last spring to the National Football Foundation's College Football Hall of Fame, will be honored for that achievement Saturday at halftime of the Notre Dame-Michigan State football game in Notre Dame Stadium.

The 1987 Heisman Trophy winner and a two-time All-American, Brown was one of 16 former college players and two coaches named in April to the 2009 College Football Hall of Fame Class.

The '09 class will be inducted at the 52nd annual awards dinner on Dec. 8, 2009, at the Waldorf-Astoria Hotel in New York City. The players and coaches will be enshrined at the Hall of Fame in South Bend in summer 2010.

Brown becomes the 43rd former Notre Dame player inducted into the College Football Hall of Fame. The Irish have six former coaches in the hall and the 49 total enshrines are the most of any NCAA institution, the most recent being Lou Holtz in 2008.

The first wide receiver to be awarded the Heisman Trophy, Brown became the seventh Notre Dame player to be heralded as the most outstanding player in the nation in 1987. He set 19 school records during his Irish career and earned the nickname "Touchdown Timmy."

For his career, Brown averaged 116.8 all-purpose yards per game and totaled 22 touchdowns. He totaled a then-school record 2,493 receiving yards with 12 receiving TDs and averaged 18.2 yards per catch. Brown averaged 23.4 yards on 69 career kickoff returns with three returned for TDs and averaged 13.2 yards on 36 punt returns and three TDs.

The two-time All-American (first team in 1986, then unanimous in 1987) set a single-season record with 1,937 all-purpose yards as a junior in 1986. As a senior, Brown ranked sixth nationally with 167.9 all-purpose yards per game and also was awarded the Walter Camp Award.

Selected in the first round (sixth overall) in the 1988 NFL Draft by the Los Angeles Raiders, Brown played 16 seasons with the franchise, earning him the title Mr. Raider. He holds the NFL rookie record for most combined yards gained (2,317) and became the oldest player to return a punt for a touchdown in 2001. A member of the NFL 1990s All-Decade team, he was named to nine Pro Bowls and hauled in an NFL record 75 receptions in 10 straight seasons.

Brown graduated from Notre Dame with a Bachelor of Arts degree in sociology in 1988. He serves as the national chairman of Athletes & Entertainers for Kids and currently resides in DeSoto, Texas.

NOTRE DAME-ARMY RIVALRY RENEWS IN 2010 AT YANKEE STADIUM

Notre Dame and Army - two staples of the national sports scene when they met 21 times between 1925 and 1946 at the original Yankee Stadium, - will renew that historic collegiate rivalry for the 50th time on Nov. 20, 2010, when the Fighting Irish and Cadets meet in the first football game to be played at Yankee Stadium in the Bronx, N.Y.

The game will be the second of a series of "off-site" home football games for Notre Dame in which the Irish are taking games that could be played at Notre Dame Stadium and moving them to venues around the country. The first of those will take place Oct. 31, 2009, when Notre Dame and Washington State meet at the Alamodome in San Antonio, Texas. Notre Dame and Arizona State are slated to meet in 2013 at the Dallas Cowboys' new stadium in Arlington, Texas.

**2009 Irish
Honors/Awards**

James Aldridge

- ▶ Irish Leadership Committee
- ▶ Phil Steele's #54 RB

Armando Allen

- ▶ Doak Walker Award Candidate
- ▶ Phil Steele's #17 KR
- ▶ Phil Steele's #47 RB

Mike Anello

- ▶ Irish Leadership Committee
- ▶ Lott Award Watch List

Sergio Brown

- ▶ Irish Leadership Committee

Jimmy Clausen

- ▶ Irish Offensive Co-Captain
- ▶ Maxwell Award Watch List
- ▶ Davey O'Brien Award Watch List
- ▶ Manning Award Watch List
- ▶ Allstate / AFCA Good Works Team® Candidate
- ▶ Phil Steele's #10 QB
- ▶ Lindy's #23 QB
- ▶ AT&T/ESPN All-America Player of the Week (9.7)

Michael Floyd

- ▶ Irish Leadership Committee
- ▶ Lindy's #20 WR
- ▶ College Football Performance Awards Performer of the Week (9.7)

Gary Gray

- ▶ Phil Steele's #59 CB

Duval Kamara

- ▶ Phil Steele's #22 WR

Eric Maust

- ▶ Phil Steele's #17 P

Kyle McCarthy

- ▶ Irish Defensive Captain
- ▶ Phil Steele's #21 SS

Raeshon McNeil

- ▶ Phil Steele's #47 CB

Kerry Neal

- ▶ Irish Leadership Committee

Eric Olsen

- ▶ Irish Offensive Co-Captain
- ▶ *Sporting News* Preseason Third Team All-American
- ▶ Lombardi Award Watch List
- ▶ Phil Steele's #25 OG

Mike Ragone

- ▶ Phil Steele's #19 TE

Kyle Rudolph

- ▶ Irish Leadership Committee
- ▶ Mackey Award Watch List

John Ryan

- ▶ Irish Leadership Committee

Brian Smith

- ▶ Irish Leadership Committee
- ▶ Lombardi Award Watch List
- ▶ Phil Steele's #14 ILB

Harrison Smith

- ▶ Phil Steele's #15 FS
- ▶ Lindy's #37 FS

Scott Smith

- ▶ Irish Special Teams Captain

Toryan Smith

- ▶ Phil Steele's #53 ILB

Chris Stewart

- ▶ Phil Steele's #13 OG

Golden Tate

- ▶ Phil Steele Preseason First Team All-American
- ▶ *Sporting News* Preseason Third Team All-American
- ▶ Maxwell Award Watch List
- ▶ Biletnikoff Award Watch List
- ▶ Phil Steele's #6 WR
- ▶ Lindy's #15 WR
- ▶ Phil Steele's #19 PR

Brandon Walker

- ▶ Lou Groza Watch List

Darrin Walls

- ▶ Phil Steele's #15 CB

Dan Wenger

- ▶ Rimington Trophy Watch List
- ▶ Phil Steele's #11 OC

Ian Williams

- ▶ Phil Steele's #20 DT

Sam Young

- ▶ Irish Leadership Committee
- ▶ Phil Steele Preseason Second Team All-American
- ▶ Outland Trophy Watch List
- ▶ Lombardi Award Watch List
- ▶ Phil Steele's #4 OT
- ▶ Lindy's #7 OT

PRESEASON UNIT RANKINGS

- ▶ Phil Steele's #1 WR/TE
- ▶ Athlon's #2 WR/TE
- ▶ Lindy's #4 WR
- ▶ Phil Steele's #5 OL
- ▶ Phil Steele's #7 DB
- ▶ Phil Steele's #12 QB
- ▶ Phil Steele's #14 LB
- ▶ Phil Steele's #17 RB
- ▶ Phil Steele's #19 ST

PRESEASON TEAM RANKINGS

- ▶ Phil Steele #7
- ▶ *Sporting News* #18
- ▶ Athlon #24

2009 Notre Dame Football Media Information

Interview requests and media access for the 2009 Notre Dame football team are administered by lead football contact Brian Hardin and assistant football contact Michael Bertsch.

CONTACT INFORMATION

Brian Hardin..... bhardin2@nd.edu

Office: (574) 631-9471

Cell: (574) 532-4134

Michael Bertsch..... mbertsch1@nd.edu

Office: (574) 631-8642

Cell: (574) 532-4154

NOTRE DAME FOOTBALL WEEKLY MEDIA INFORMATION

Charlie Weis Teleconferences: Coach Weis will be available for two teleconferences each week of the season. (Media looking for the teleconference number should contact Brian Hardin)

SUNDAY - 12:45-1:15 p.m. ET

- ▶ Guglielmino Athletics Complex auditorium
- ▶ This teleconference will function as a look back at the previous Saturday's game.

TUESDAY - 12:00 noon-12:45 p.m. ET

- ▶ Guglielmino Athletics Complex auditorium
- ▶ This teleconference will function as a look ahead at the upcoming weekend's opponent and other football-related issues.
- ▶ Satellite coordinates: AMC 3C, Transponder 22, Downlink Freq: 4140 MHz(V) (Available from 11:45 a.m. to 12:45 p.m. ET)

THURSDAY - 6:15 p.m. ET

- ▶ Guglielmino Athletics Complex auditorium

For accredited members of the media who want to attend the weekly press conference, contact Brian Hardin or Michael Bertsch for more information. The Guglielmino Athletics Complex is located on the east side of campus, behind the Joyce Center and the Rolfs Recreation Center and just north of the LaBar Practice Fields.

The Guglielmino Athletics Complex auditorium can be accessed through "The Gug's" main entrance, which is located on the west side of the building (facing the Rolfs Recreation Center and main campus).

Both teleconferences will be broadcast live (audio & video) and archived for future use on www.und.com each week. A full transcript from each teleconference will be posted as well on the website as soon as possible.

Irish Captains Teleconferences: The four Irish captains will be available over two teleconferences each week of the season. (Media looking for the teleconference number should contact Brian Hardin.)

WEDNESDAY - 1:00 p.m. ET

- ▶ Kyle McCarthy, Scott Smith

WEDNESDAY - 1:30 p.m. ET

- ▶ Jimmy Clausen, Eric Olsen

PLAYER/ASSISTANT COACH POST-PRACTICE INTERVIEWS

Notre Dame player interviews are available on a rotating schedule during the week.

Tuesday (7:00 p.m. ET): Available by request-Offensive players (not including Clausen, Olsen), Offensive Coaches; **Wednesday** (7:00 p.m. ET): Available by request-Defensive players (not including Kyle McCarthy, Scott Smith), Defensive Coaches; **Thursday** (6:15 p.m. ET): Available by request-Special Teams players, Brian Polian. Coach Weis will also address the media following Thursday's practice.

There is no availability for players or coaches on Monday and Friday of each game week.

NOTE - All interview requests should be sent to Brian Hardin. A detailed description of the subject matter for the interview must be included. Requests are due at 10:00 a.m. each day of practice. Freshmen are not available with the exception of the bye week.

PRACTICE ACCESS & POST-PRACTICE INTERVIEW LOCATION

The first 40 minutes of Tuesday's practice during the season are open to the media. This is generally from 4:55-5:35 p.m. ET.

Post-practice interviews will take place in the Guglielmino Athletics Complex auditorium.

OFFICIAL NOTRE DAME FOOTBALL RADIO SHOW

The weekly show will broadcast live from Legends of Notre Dame, just 100 yards South of Notre Dame Stadium. The show will air on NewsTalk 960 WSBT-AM Mondays from 7:00 - 8:00 p.m. Jack Nolan will host the show along with former Irish All-American Reggie Brooks. Air dates: Aug. 31; Sept. 7, 14, 21, 28; Oct. 5, 19, 26; Nov. 2, 9, 17 (Tuesday), 23. The show is a cooperative venture between Notre Dame Sports Properties, the Notre Dame athletic department and WSBT. The show can also be heard on www.und.com.

INSIDE NOTRE DAME FOOTBALL WITH CHARLIE WEIS (TELEVISION SHOW)

Taped on Sunday nights, Inside Notre Dame Football will feature a recap of the week's contest, Notre Dame player features and more. The show can be seen locally Sunday evenings on WNDU-TV following the late local news. It will also re-air on WNDU-TV the following Saturday morning at 6:30 a.m. as well as 90 minutes prior to kickoff of Notre Dame home games. All shows can also be viewed on www.und.com beginning on Monday of each week.

All Times Eastern

NBC Sports is expected to televise the Notre Dame-Army game on a national basis in prime time.

"Any student of Notre Dame football history knows the meaning of the Notre Dame-Army rivalry and, in particular, the history of that rivalry at Yankee Stadium," said Notre Dame athletics director Jack Swarbrick.

"It's fitting that a Notre Dame-Army game will be the first football event in this fabulous facility - and it's also fitting that the 50th meeting in this great rivalry will take place in a venue with such great tradition for both programs."

"As a longtime Yankee fan, I'm thrilled to have the opportunity for Notre Dame to be a part of this event. I think this will be the kind of game that our players will remember long after it's over," said Notre Dame football coach Charlie Weis.

"We are very excited about the prospect of airing the 50th all-time game of one of the great rivalries in college football history," NBC Sports president Ken Schanzer said. "The fact that next year's game will be played in one of the greatest venues only adds to what should be an unforgettable evening."

Notre Dame expects to make tickets available to its contributing alumni and fans through its alumni lottery as it does with all other football games. Army will receive an allotment of tickets as the visiting team. Approximately 47,000 seats are expected to be available for football at Yankee Stadium.

While Notre Dame and Army have met on 49 previous occasions, the heyday of the rivalry came in the mid-1940s. Over four straight seasons from 1943 through 1946, both Notre Dame and Army came into their Yankee Stadium matchup ranked fifth or higher in that week's Associated Press poll. The Irish came into the '43 game ranked number one, then Army brought the top ranking into the contest in '44, '45 and '46. Top-ranked Notre Dame defeated #3 Army 26-0 in '43. Top-rated Army vanquished #5 Notre Dame 59-0 in '44 and #2 Notre Dame 48-0 in '45. Then, in '46, came the famous 0-0 tie between #1 Army and #2 Notre Dame - made legendary by John Lujack's well-chronicled saving tackle of Cadet star running back Doc Blanchard late in the game.

In the 1940s alone, Notre Dame claimed consensus national titles in '43, '46, '47 and '49 - while Army won national titles in '44 and '45. In that same decade of the '40s, Notre Dame produced three Heisman Trophy winners in Angelo Bertelli ('43), Lujack ('47) and Leon Hart ('49), while Army produced two in Blanchard ('45) and Glenn Davis ('46). The Notre Dame-Army matchups at New York's Yankee Stadium had much to do with creating the term "subway alumni" for Notre Dame alumni and fans that utilized that mode of transportation to attend the games.

Notre Dame leads the all-time series with Army 37-8-4 - including a 14-5-3 record at the original Yankee Stadium. Previous Yankee Stadium games between the Irish and Cadets came in 1925-29, 1931-46, and 1969 (the 100th anniversary of college football). The teams first met in a historic 35-13 Irish victory in 1913 at West Point. Notre Dame holds an 8-1 edge in meetings at Notre Dame Stadium, the most recent in 2006. The rivalry also has featured one game each at Ebbetts Field in Brooklyn (1923), the Polo Grounds (a 13-7 Irish victory in '24 at which Grantland Rice coined the Four Horsemen nickname), Soldier Field in Chicago ('30), in Philadelphia ('57), Shea Stadium in New York ('65) -- and three at Giants Stadium in the New Jersey Meadowlands ('77, '83 and '95).

Notre Dame also played at the original Yankee Stadium in 1949 against North Carolina (a 42-6 Irish victory) and in 1963 versus Syracuse (a 14-7 Orange win). Those contests, combined with the matchups against Army, give the Irish an overall 15-6-3 mark in previous Yankee Stadium games.

Other New York-area Notre Dame football appearances came at the Polo Grounds in 1921 (versus Rutgers) -- and at Giants Stadium in 1980, '82, '84, '90, '92 and 2004 (all against Navy), in '89 against Virginia and in 2002 against Maryland (both in the Kickoff Classic). The Irish also played at Rutgers in 2000.

NOTRE DAME INTRODUCES IMPROVEMENTS TO FOOTBALL WEEKEND EXPERIENCE

A variety of improvements to the University of Notre Dame football game-day experience have been instituted for the 2009 season in the areas of hospitality, communication, and safety and security.

The new game-day initiatives are born out of an ad hoc committee's study during the last academic year, and its subsequent report in the spring to Notre Dame's president, Rev. John I. Jenkins, C.S.C.

Assistant vice president for University events and protocol Mike Seamon, who in April was named director of football game-day operations, is leading the effort to implement improvements to Irish football weekends.

Hospitality improvements for 2009 home football weekends include:

- ▶ "Rally on the Green," a hospitality village located on Irish Green (adjacent to the south side of the DeBartolo Performing Arts Center), will be in operation from 3 to 6:30 p.m. Friday and 10 a.m. to one-half hour before kickoff for each home game. Access to the area will be free of charge and open to the public. It will feature entertainment on a main stage (including bands and speakers), plus roaming "kid-friendly" entertainment throughout the grounds. Food and beverages (including alcohol) will be available for purchase, and Follett's and other vendors will be on site.
- ▶ The hospitality village will close in time for the pep rallies, which are scheduled to begin at 6:30 p.m. on Friday evenings. Due to the renovation of the Joyce Center, pep rallies will be held in several locations, as follows:
 - ▶ Sept. 4 (Friday), Nevada - on South Quad as part of the annual Dillon Hall rally
 - ▶ Sept. 10 (Thursday), Michigan - an on-campus event at the Stepan Center for the Sept. 12 road game at Ann Arbor
 - ▶ Sept 18 (Friday), Michigan State - on Irish Green
 - ▶ Oct. 2 (Friday), Washington - on Irish Green
 - ▶ Oct. 16 (Friday), USC - tentatively Notre Dame Stadium
 - ▶ Oct. 23 (Friday), Boston College - on Irish Green
 - ▶ Nov. 6 (Friday), Navy - on Irish Green
 - ▶ Nov. 20 (Friday), Connecticut - in Purcell Pavilion at the Joyce Center
- ▶ On home football Fridays, fans will be able to enter the north end of Notre Dame Stadium between 10 a.m. to 5 p.m. and walk down the tunnel to the field for photo opportunities. The only time the tunnel would be unavailable would be when any visiting teams conduct Friday practices or walkthroughs.
- ▶ A corps of Notre Dame guest service representatives, identifiable by green blazers, will be stationed around the campus beginning at 9 a.m. on game days to answer questions, offer maps and lists of activities and otherwise be of assistance to fans.
- ▶ The University has created a sportsmanship document that outlines ND Game-Day Courtesy Guidelines, including the rights and responsibilities of all fans. Additional signage will be available in parking lots and at Notre Dame Stadium gates to encourage positive fan behavior.
- ▶ Ticket scanners will be utilized at Notre Dame Stadium for the first time to ease entrance into the facility for fans attending games.
- ▶ A public parking option for up to 2,000 vehicles on the nine-hole Notre Dame Golf Course was previously announced. Located on the southwest corner of the campus, the course (once known as the Burke Memorial Golf Course) will offer two parking entrances - one on Angela Boulevard and another on Dorr Road. The parking will be of the drive-up variety, with no parking passes sold in advance for this area. The price will be \$40. Football game tickets must be shown for entrance to the parking areas on the course. The parking area, as with all other Notre Dame football parking areas, will open at 8 a.m. Eastern time on game days. Tailgating will be permitted. If inclement weather makes the course unavailable, there will be signs to that effect at Exit 77 of the Indiana Toll Road and at entrances to the course. Only passenger vehicles will be permitted to park in this new area; no recreational vehicles, limousines, large trucks, buses or motorcycles will be admitted. All vehicles must exit the course by three hours after each game, so the course can be prepared for play on Sundays. Any vehicles remaining three hours after the conclusion of a game will be towed.

From a safety and security perspective, new initiatives include:

- ▶ In an effort to encourage appropriate behavior, fans will be able to utilize a new text messaging system to report any instances of unruly or disruptive behavior in conjunction with home games, including inside Notre Dame Stadium. The system will be in place beginning at 8 a.m. on Saturdays. Fans can simply text 41513 and type into the message the word "Irish" followed by a space, followed by a brief description of the issue and its location. Ushers, public safety personnel and/or University officials will respond as needed.
- ▶ The University's no trespass order has been reviewed and a new policy will go into effect beginning in the 2009 season. People who are disruptive on game days risk being issued a one-day Game Day Ban and will be prohibited from remaining on campus for the duration of the day. This does not change the University's policy with respect to those who commit criminal or seriously offensive acts on campus, who are subject to being issued a full no trespass notice.
- ▶ The University will continue to work with its community partners to provide the safest and most welcoming and enjoyable environment possible on game days - including a newly designed integrated command center in Notre Dame Stadium to respond to any issues.

Communications initiatives include:

- ▶ A new, enhanced football game-day Web site titled "Game Day: A Legendary Experience" will be available at gameday.nd.edu. A one-stop resource, the site will include information on pep rallies, special speakers on campus, parking, the Friday luncheon, the band and everything else that occurs on a home football weekend.
- ▶ Fans will be provided a variety of ways to provide feedback on their game-day experiences - including via the game day Web site and a toll-free phone number, 877-ND1-FANS.

Notre Dame Football By The Numbers

.736 - Notre Dame's winning percentage, the second-highest in college football history.

1 - Notre Dame is the only team, college or professional, to have all of its games broadcast nationally on the radio and is the only team to have all of its home games televised nationally (NBC).

6 - College Football Hall of Fame Coaches - Jesse Harper, Lou Holtz, Knute Rockne, Frank Leahy, Ara Parseghian and Dan Devine.

7 - Heisman Trophy Winners: Angelo Bertelli (1943), Johnny Lujack (1947), Leon Hart (1949), John Lattner (1953), Paul Hornung (1956), John Huarte (1964) and Tim Brown (1987).

10 - Alumni in the Pro Football Hall of Fame.

11 - National Championships - since the AP poll began in 1936 (1943-46-47-49-66-73-77-88), the most AP titles of any other school. The Irish also earned consensus national titles in 1924, 1929 and 1930 prior to the AP rankings.

12 - Unbeaten and untied seasons.

21 - Seasons in which the team has been voted the national champion by at least one selector.

29 - Bowl games in which the Irish have taken part.

31 - Unanimous first-team All-Americans -- more than any other school.

43 - College Football Hall of Fame Players.

79 - Different consensus All-Americans -- more than any other school.

99 - Percent graduation rate among football players who enter on scholarship and remain at least four years.

102 - Out of 120 years in which Notre Dame has finished with a winning record.

121 - Years of college football (including '09).

200 - Consecutive games streak televised nationally or regionally.

181 - Selections on All-America first teams.

207 - Consecutive sellouts at Notre Dame Stadium (including this Saturday's game against Michigan State).

318 - Appearances by the Irish on network television -- more than any other school and more than the next two combined.

832 - All-time victories, third all-time in college football.

**Notre Dame vs. Michigan State
Series History**

Notre Dame leads 44-27-1

In Notre Dame: Notre Dame leads 26-13-0

In East Lansing: Notre Dame leads 18-13-1

Neutral: n/a

Longest Notre Dame Win Streak: Eight (1897-1909, 1987-94)

Longest Michigan State Win Streak: Eight (1955-63)

Largest Victory: 53 (53-0), 1898 in East Lansing

Largest Defeat: 35 (0-35), 1951 in East Lansing

Site	Year	Rank	W/L	ND	MSU	Site	Year	Rank	W/L	ND	MSU
*	1897		W	34	6	*	1971	4-	W	14	2
*	1898		W	53	0		1972	7-	W	16	0
*	1899		W	40	0	*	1973	8-	W	14	10
*	1902		W	33	0		1974	7-	W	19	14
*	1903		W	12	0	*	1975	8-	L	3	10
*	1905		W	28	0		1976	18-	W	24	6
*	1906		W	5	0	*	1977	14-	W	16	6
*	1909		W	17	0		1978		W	29	25
	1910		L	0	17	*	1979	15-7	W	27	3
	1916		W	14	0		1980	7-	W	26	21
*	1917		W	23	0	*	1981		W	20	7
	1918		L	7	13		1982	11-	W	11	3
*	1919		W	13	0	*	1983	4-	L	23	28
	1920		W	25	0		1984		W	24	20
*	1921		W	48	0	*	1985		W	27	10
*	1948	1-	W	26	7		1986	20-	L	15	20
	1949	1-10	W	34	21	*	1987	9-17	W	31	8
*	1950	-15	L	33	36		1988	8-	W	20	3
	1951	11-5	L	0	35	*	1989	1-	W	21	13
	1952	6-1	L	3	21		1990	1-24	W	20	19
*	1954	8-	W	20	19	*	1991	11-	W	49	10
	1955	4-13	L	7	21		1992	7-	W	52	31
*	1956	-2	L	14	47	*	1993	4-	W	36	14
	1957	15-4	L	6	34		1994	8-	W	21	20
	1959		L	0	19	*	1997	-17	L	7	23
*	1960	-14	L	0	21		1998	10-	L	23	45
	1961	6-1	L	7	17	*	1999	24-	L	13	23
*	1962		L	7	31		2000	16-23	L	21	27
	1963	-4	L	7	12	*	2001	23-	L	10	17
*	1964	1-	W	34	7		2002	12-	W	21	17
*	1965	4-1	L	3	12	*	2003		L	16	22
	1966	1-2	T	10	10		2004		W	31	24
*	1967		W	24	12	*	2005	10-	L (ot)	41	44
	1968	5-	L	17	21		2006	12-	W	40	37
*	1969	-14	W	42	28	*	2007		L	10	31
	1970	4-	W	29	0		2008		L	7	23

**Notre Dame vs. Michigan State Statistics
(2009 Statistics)**

Notre Dame	Category	Michigan State
34.5	Points Per Game	35.5
47	First Downs	46
20	By Rushing	16
24	By Passing	26
3	By Penalty	6
332	Rushing Yards	276
71	Rushing Attempts	70
4.7	Yards Per Rush	3.9
2	TDs Rushing	1
166.0	Rushing Yards Per Game	138.0
668	Passing Yards	533
42-62-0	Completions-Attempts-INT	35-61-1
334.0	Passing Yards Per Game	266.5
7	TDs Passing	7
30.8	Kick Return Average	22.2
9.0	Punt Return Average	14.2
12-110	Penalties-Yards	13-127
1-1	Fumbles-Lost	3-0
32:33	Time of Possession	28:38

MICHIGAN STATE HEAD COACH MARK DANTONIO

Mark Dantonio, who served as head coach at Cincinnati for three seasons and as an assistant coach at Michigan State for six years, became Michigan State University's 24th head football coach on Nov. 27, 2006.

A Zanesville, Ohio, native with Midwest ties, Dantonio has 26 years of collegiate coaching experience, and coached in his 13th bowl game in the 2009 Capital One Bowl as the Spartans faced Georgia. He has worked for some of the top coaches in the game, including Nick Saban, Jim Tressel and Earle Bruce.

In just two seasons, Dantonio has restored the pride and tradition of Spartan football. He is 16-10 (.615) since taking over the program, securing the most wins by a Spartan head coach in his first two years while leading MSU to its first back-to-back bowl appearances since 1996-97 and its first consecutive winning seasons since 1989-90.

Riding the momentum generated by his first two seasons, Dantonio and his coaching staff put together a 2009 recruiting class that analysts rank among the nation's Top 25 (MaxPreps/Tom Lemming No. 12, PrepStar No. 15, Rivals.com No. 17 and Scouts, Inc. No. 21).

One of 15 semifinalists for the George Munger Coach of the Year Award, Dantonio had his most successful season as a head coach in 2008. Under his leadership, the Spartans went 9-3 in the regular season and compiled a 6-2 record in the Big Ten, the best league mark for the program since 1999. It's also just the third time since 1966 and 10th overall that Michigan State has won at least nine games in a season. Michigan State defeated five bowl-bound teams, with victories over Florida Atlantic, Notre Dame, Iowa, Northwestern and Wisconsin. The Spartans, who made their eighth New Year's Day Bowl appearance and their first in nine seasons, finished the season ranked No. 24 in both the Associated Press and USA Today Polls.

In 2008, three Michigan State players were named first-team All-Big Ten by the league's head coaches: senior running back Javon Ringer, senior safety Otis Wiley and sophomore linebacker Greg Jones. The three first-team all-conference selections were the most for the Spartans since five players received first-team honors in 1999. A total of 15 Spartans received All-Big Ten recognition on the first team, second team or honorable mention.

Ringer became MSU's first consensus All-American since 2004, earning first-team accolades from Walter Camp and the Associated Press. The Doak Walker Award finalist had one of the finest seasons in Spartan history, scoring a school-record 22 touchdowns and rushing for 1,637 yards, which ranked second in school history. Ringer was selected by the Tennessee Titans in the fifth round of the 2009 NFL Draft.

A QUICK LOOK AT THE SPARTANS LAST WEEK

EAST LANSING, Mich. (AP) -- Andrew Aguila, handed a second chance to make the winning field goal on a Michigan State penalty, kicked a 42-yarder with 3 seconds left to give Central Michigan a stunning 29-27 victory over the Spartans.

CMU quarterback Dan LeFevour, who became the MAC's all-time leader in total offense, threw an 11-yard touchdown pass to Paris Cotton with 32 seconds left to pull the Chippewas within 27-26.

Central Michigan went for the win, but on the 2-point conversion attempt, Antonio Brown caught LeFevour's high-arching pass out of bounds.

But the Chippewas (1-1) recovered an onside kick and drove into position for a 47-yard field goal. Aguila missed it, but Michigan State (1-1) was whistled for an offsides penalty, giving Aguila another shot at it from 42, and he nailed it.

The win is Central Michigan's second straight over a Big Ten opponent and fourth all-time against the conference. It also snapped the program's four-game losing streak to the Spartans.

LeFevour finished 33 of 46 for 328 yards with three TDs and an interception. The suburban Chicago native surpassed Byron Leftwich's record of 12,084 yards on a 12-yard TD pass to Kito Poblach that tied the game 20-20 less than a minute into the fourth quarter.

Michigan State took the lead 27-20 on a 7-yard pass from Kirk Cousins to B.J. Cunningham with 7:33 remaining.

Cousins, who was 13 of 18 for 164 yards and the one TD, started and played the majority of the game. Fellow sophomore Keith Nichol played a handful of series and completed 3-of-8 passes for 51 yards.

Michigan State led 17-13 at halftime, thanks to a 16-yard pass from Nichol to Charlie Gantt that the tight end caught while falling down in the end zone with 4 minutes to go in the second quarter.

Earlier in the second, LeFevour called his own number on a fourth-and-1 play from Michigan State's 29-yard line. Down 10-6, Jones decided to go for it, and his QB bowled over a couple of State defenders for a 2-yard gain and a first down.

But two plays later, he missed an open receiver and was picked off by Jeremy Ware at the Michigan State 7-yard line.

Central then held the Spartans and drove 36 yards in three plays, the last being a 6-yard TD pass from LeFevour to Brown. The wide receiver found himself all alone in the corner of the end zone, and LeFevour sailed it right into his arms for a 13-10 lead with 5:49 to go in the first half.

Brown did a little bit of everything on Saturday, catching passes and returning punts and kicks. The junior from Miami even threw a 24-yard pass to LeFevour and ran twice from scrimmage. He finished with 248 all-purpose yards.

**2009 MICHIGAN STATE RESULTS
(1-1 OVERALL, 1-0 BIG TEN)**

Sept. 5	Montana State	W	44-3
Sept. 12	Central Michigan	L	27-29
Sept. 19	at Notre Dame		3:30 p.m. ET
Sept. 26	at Wisconsin *		TBA
Oct. 3	Michigan *		TBA
Oct. 10	at Illinois *		12:00 p.m. ET
Oct. 17	Northwestern *		12:00 p.m. ET
Oct. 24	Iowa *		7:05 p.m. ET
Oct. 31	at Minnesota *		8:00 p.m. ET
Nov. 7	Western Michigan		TBA
Nov. 14	at Purdue *		TBA
Nov. 21	Penn State *		TBA

* Big Ten conference games

Notre Dame vs. Big Ten Schools

School	Won	Lost	Tied	Pct.
Illinois	11	0	1	1.000
Indiana	23	5	1	.810
Iowa	13	8	3	.604
Michigan	15	21	1	.419
Michigan State	44	27	1	.618
Minnesota	4	0	1	1.000
Northwestern	37	8	2	.809
Ohio State	2	3	0	.400
Penn State	9	9	1	.500
Purdue	52	26	2	.663
Wisconsin	8	6	2	.563
TOTALS	218	113	15	.652

NOTRE DAME - MICHIGAN STATE SERIES NOTES

- ▶ Notre Dame and Michigan State first met in 1897, with the Irish earning a 34-6 victory.
- ▶ The two schools played nine times through 1910, with Notre Dame winning the first eight encounters by a combined score of 222-6. Following a six-year layoff, Notre Dame won five of the next six games with the Spartans from 1916-21.
- ▶ Notre Dame leads the series with Michigan State by a 44-27-1 count, including a 26-13 record in South Bend and 15-13 in Notre Dame Stadium.
- ▶ Michigan State has won nine of the last 12 games in the series, including six straight in Notre Dame Stadium, but the Irish have captured 15 of the last 19 in Spartan Stadium.
- ▶ The Michigan State rivalry is the fourth-most frequent in Notre Dame history. Only Navy (82), Purdue (80) and USC (80) have faced the Irish more times than the Spartans.
- ▶ Notre Dame's 44 victories in the series against the Spartans is tied for the third-highest total against an opponent in school history behind Navy (71), Purdue (52) and Pittsburgh (44).
- ▶ Since 1949, the winner of the Michigan State-Notre Dame game has been presented the Megaphone Trophy, sponsored jointly by the Detroit alumni clubs of both schools. The megaphone is printed half blue, with a gold ND monogram, and half white, with a green MSC. All previous game scores are listed on the trophy. Michigan State and Notre Dame played 36 consecutive seasons from 1959-94 until the two-year interruption of the series in 1995-96. The current series contract runs through the 2011 season.
- ▶ Over the last nine meetings (dating back to 2000), the Notre Dame-Michigan State game has been decided by a touchdown or less on seven different occasions, with the game-winning score coming late in the fourth quarter or overtime in six of the nine meetings. Here's a breakdown of the nail-biting heroics:

- 2000:** Herb Haygood 68-yard TD pass from Jeff Smoker with 1:48 left in the 4th quarter (MSU 27-21).
- 2001:** Charles Rogers 47-yard TD pass from Ryan Van Dyke with 7:51 left in the 4th quarter (MSU 17-10).
- 2002:** Arnaz Battle 60-yard TD pass from Pat Dillingham with 1:15 left in the 4th quarter (ND 21-17).
- 2003:** Greg Taplin 40-yard INT return with 6:55 left in the 4th quarter (MSU 22-16).
- 2004:** Notre Dame builds a 28-7 third quarter lead before MSU rallies with 17 points in 31-24 ND win.
- 2005:** Jason Teague's 19-yd TD run in the first overtime gave the Spartans a 44-41 victory in Notre Dame Stadium. The Irish had rallied from a 21-point deficit to force overtime.
- 2006:** Notre Dame CB Terrail Lambert intercepts Michigan State quarterback Drew Stanton and returns it 27 yards for the go-ahead touchdown with 2:53 remaining as the Irish rallied from a 16-point fourth-quarter deficit for a 40-37 victory. Lambert added another interception on the Spartans final drive to ultimately secure the triumph.

SPARTANS OWN MOST OF THE BIG UPSETS

- ▶ Since the series resumed in 1948, the higher-ranked team (in the AP poll) has gone 43-10. In games when the higher-ranked team was in the AP top 10, the lower-ranked team is just 6-25-1.
- ▶ Notre Dame has been ranked higher than Michigan State 33 times, with the Spartans pulling off the upset 12 times. Those upsets include eight games when the Spartans were unranked: 21-17 at home in 1968 over the No. 5 Irish, 10-3 at Notre Dame in 1975 (the Irish were No. 8), 28-23 at Notre Dame in 1983 (the Irish were No. 4), 20-15 at home over the No. 20 Irish in 1986, 45-23 at home in 1998 over the No. 10 Irish, 23-13 at Notre Dame in 1999 (the Irish were No. 24), 17-10 at Notre Dame in 2001 (the Irish were No. 23), 27-21 and 44-41 in OT at Notre Dame in 2005 (the Irish were No. 10).
- ▶ Michigan State's other two upsets came when the No. 13 Spartans won at home over the No. 4 Irish in 1955 (21-7) and the No. 23 Spartans won at home over the No. 16 Irish in 2000 (27-21).
- ▶ Neither team enters this weekend's game ranked. It marks just the 12th time in series history that both Notre Dame and Michigan State enter the matchup unranked.

IRISH AND SPARTANS FOLLOWING THE WOLVERINES

- ▶ The game will mark the 20th time in Notre Dame history the Irish have faced Michigan State the week following the Michigan game.
- ▶ Notre Dame is 8-3 against the Spartans following a victory over the Wolverines, 4-3 following a defeat and 1-0 following a tie.
- ▶ The Irish have knocked off Michigan and Michigan State in consecutive weeks eight different times (1980, 1987, 1988, 1989, 1990, 1993, 2002 and 2004)
- ▶ Notre Dame has dropped both rivalry games three times (1986, 2003 and 2007).
- ▶ Overall, the Irish are 13-6 against the Spartans the week after playing Michigan.

IRISH RECORD SETTERS IN THE MICHIGAN STATE SERIES

- ▶ 1987 Heisman Trophy winner Tim Brown returned two punts for touchdowns against Michigan State on Sept. 19, 1987.
- ▶ Phil Carter set a school record for rushes in a single-game (40) against the Spartans on Oct. 4, 1980. He also rushed for 254 yards that game, third most ever by an Irish running back.
- ▶ John Petitbon had a remarkable game against Michigan State on Oct. 28, 1950. Petitbon rushed for 170 yards on just 10 carries. The 17.0 yard per rush average is the second-highest in school history.
- ▶ Former QB Brady Quinn attempted 60 passes, threw for 467 yards and five touchdowns in the 2005 game against Michigan State. The 60 pass attempts, 467 yards and five touchdowns are the second-most in school history. In the same game, Quinn tied the school record for completions in a single game with 33.
- ▶ Irish quarterbacks coach Ron Powlus completed a school record-tying 14 straight passes against Michigan State on Sept. 20, 1997.
- ▶ Former WR Jeff Samardzija (Sept. 17, 2005) and former Irish WR Jim Mutscheller (Oct. 28, 1950) each registered three touchdown receptions in a single-game against Michigan State. The three touchdown catches are tied for the second most in single-game school history.

Head-to-Head Statistical Comparison						
NOTRE DAME				MICHIGAN STATE		
#	NCAA	Category		Category	NCAA	#
34.50	35th	Scoring Offense	vs.	Scoring Defense	t-39th	16.00
500.00	17th	Total Offense	vs.	Total Defense	44th	289.00
166.00	54th	Rushing Offense	vs.	Rushing Defense	23rd	64.00
334.00	10th	Passing Offense	vs.	Passing Defense	79th	225.00
195.46	2nd	Passing Efficiency Off.	vs.	Passing Efficiency Def.	79th	127.00
19.00	50th	Scoring Defense	vs.	Scoring Offense	33rd	35.50
368.50	78th	Total Defense	vs.	Total Offense	48th	404.50
171.50	88th	Rushing Defense	vs.	Rushing Offense	72nd	138.00
197.00	58th	Passing Defense	vs.	Passing Offense	26th	266.50
116.16	54th	Passing Efficiency Def.	vs.	Passing Efficiency Off.	14th	168.67
37.43	52nd	Net Punting	vs.	Net Punting	4th	43.86
9.00	51st	Punt Returns	vs.	Punt Returns	27th	14.17
30.75	10th	Kickoff Returns	vs.	Kickoff Returns	52nd	22.17
1.50	15th	Turnover Margin	vs.	Turnover Margin	t-42nd	0.50
2.00	42nd	Sacks	vs.	Sacks Allowed	t-13th	0.50
0.00	1st	Sacks Allowed	vs.	Sacks	t-18th	3.00

Top Notre Dame Performances Against Michigan State

INDIVIDUAL

Rushing Yards

Phil Carter, 40-254, 1 TD; 10.4.1980

Passing Yards

Brady Quinn, 33-60-487, 5 TD; 9.17.2005

Receptions

Jim Seymour, 10-141; 10.26.1968

Receiving Yards

Maurice Stovall, 8-176, 1 TD; 9.17.2005

Points Kicking

Harry Oliver, 14 (2 XPs, 4 FGs); 10.4.1980

Kickoff Return Yards

Tony Driver, 3-101; 9.18.1999

Punt Return Yards

Ricky Waters, 4-105, 1 TDs; 9.10.1988

Touchdowns

Jim Mutscheller, 3 TD (3 receiving); 10.28.1950

Jeff Samardzija, 3 TD (3 receiving); 9.17.2005

Tackles

Bob Golic, 18; 10.7.1978

Interceptions

Tom Schoen, 2-35; 11.19.1966

Chuck Zloch, 2-(-5); 10.26.1968

Joe Restic, 2-18; 10.1.1977

Chris Brown, 2-3; 10.2.1982

Michael Stonebreaker, 2-71; 9.17.1988

Terrail Lambert, 2-27; 9.23.2006

TEAM

Points Scored

52 (W, 52-31); 1992 in East Lansing

Points Scored (quarter)

21 (W, 49-10); 1991 (third) in Notre Dame

Points Scored (half)

38 (W, 52-31); 1992 (first) in East Lansing

Points Allowed

47 (L, 14-47); 1956 in Notre Dame

Points Allowed (quarter)

21 (L, 23-45); 1998 (first) in Notre Dame

21 (L, 23-45); 1998 (second) in Notre Dame

Points Allowed (half)

42 (L, 23-45); 1998 (first) in Notre Dame

► In the 2006 meeting, Notre Dame overcame a 16-point fourth quarter deficit. It marked the largest fourth quarter deficit ever overcome by the Irish since the Nov. 29, 1986 meeting at USC when Notre Dame trailed the Trojans, 37-20, with just under 12 minutes to go in the game and came back to win, 38-37. Steve Beuerlein tossed a pair of fourth quarter touchdowns and John Carney booted a 19-yard field goal as time expired to secure the victory.

NOTRE DAME VS. BIG TEN

► Notre Dame has faced no other conference as often as the Big Ten. The Irish have played 346 all-time games against the 11 current members of the league. Notre Dame is 218-113-15 in those meetings. The Irish have played almost three times as many games against the Big Ten as any other conference. The Pac-10 (128) and ACC (108) are the only other conferences against which Notre Dame has played at least 100 games.

► Notre Dame has faced Michigan State 72 times (44-27-1), second most of any Big Ten program. Purdue leads the Big Ten with 80 all-time games against Notre Dame (52-26-2) followed by the Spartans, Northwestern (37-8-2) and Michigan (15-21-1).

► Notre Dame will face three members of the Big Ten in 2009 (Michigan, Michigan State and Purdue). The Irish face the Wolverines, Spartans and Boilermakers for the eighth consecutive season. Notre Dame played four members of the Big Ten in 2006 and 2007. Notre Dame has played a member of the Big Ten every single season since 1915.

► Notre Dame has posted a 112-45-5 (.707) record against Big Ten opponents at home and a 91-40-3 (.690) mark inside Notre Dame Stadium.

NOTRE DAME - MICHIGAN STATE CONNECTIONS

► Notre Dame special teams coordinator Brian Polian began his coaching career as a graduate assistant at Michigan State in 1997, working for former Spartan head coach Nick Saban.

► Michigan State's veteran play-by-play radio announcer George Blaha graduated from Notre Dame in 1966 with a degree in economics. Blaha is in his 34th season as the Spartans' radio voice.

► Notre Dame head coach Charlie Weis and Michigan State head coach Mark Dantonio each attended the University of South Carolina. Weis earned a master's degree in education in 1989, while Dantonio was a three-year letterwinner for the Gamecocks before graduating in 1978.

► Michigan State associate athletics director for media relations John Lewandowski is a 1984 graduate of Notre Dame, earning a degree in business administration.

► Notre Dame director of recreational services and fitness Sally Derengoski is a native of East Lansing, Mich.

► The 2009 Notre Dame roster features three players from the state of Michigan, including senior QB Evan Sharpley, sophomore TB Jonas Gray and sophomore walk-on CB Andrew Plaska. Sharpley graduated from Marshall High School in Marshall, Michigan, while Gray attended Detroit Country Day High School and calls Pontiac home. Plaska matriculated at Zeeland West H.S. in Zeeland, Michigan.

► The 2009 Michigan State roster features only one player from the state of Indiana, freshman LB TyQuan Hammock (Fort Wayne/Bishop Luers H.S.).

► A number of players from Michigan State and Notre Dame either attended the same high school or hail from the same hometown.

Notre Dame	High School/Hometown	Michigan State
Mike Hernandez, OG	Loyola H.S.	Jordan Benton, WR
Jonas Gray, RB	Detroit Country Day H.S.	Andre Buford, WR Bennie Fowler, WR Chris D. Rucker, WR
Bobby Burger, TE	Cincinnati, Ohio	Garrett Celek, TE
Kyle Rudolph, TE		Greg Jones, LB
Kallen Wade, DE		
Bobby Burger, TE	Cincinnati, Ohio/La Salle H.S.	Garrett Celek, TE
James Aldridge, FB	St. Louis, Mo.	A.J. Jimmerson, RB
Paddy Mullen, DT		
Evan Sharpley, QB	Marshall, Mich./Marshall H.S.	Kevin Pickelman, DT
Jordan Cowart, LS	St. Thomas Aquinas H.S.	Brett Swenson, PK
Ben Turk, P		
Dan Wenger, OG/C		
Sam Young, OT		

NOTRE DAME AND THE GREAT LAKES STATE

► Notre Dame owns an 82-48-4 all-time record against schools from the Great Lakes State, last playing a Michigan school (at Michigan State) in 2008 (a 23-7 defeat). Other Irish series records vs. teams from Michigan include a 1-0 mark vs. Adrian, 3-1-1 vs. Albion, 4-0 vs. Alma, 2-0 vs. Detroit, 4-0-1 vs. Hillsdale, 7-0 vs. Kalamazoo, 15-20-1 vs. Michigan, 44-27-1 vs. Michigan State and 2-0 vs. Western Michigan.

► Notre Dame's all-time varsity football roster includes just over 2,700 players who have appeared in at least one career game, with 136 of those hailing from the state of Michigan.

► The 2009 Notre Dame roster includes three Michigan natives, including one senior and two sophomores. That group is headlined by senior backup QB Evan Sharpley (Marshall/Marshall H.S.) and sophomore backup HB Jonas Gray (Beverly Hills/Detroit Country Day H.S.).

► Five of Notre Dame's more noteworthy all-time players from Michigan include All-American and legendary halfback George Gipp (Laurium, 1917-20) plus four other consensus All-Americans: offensive guard Heartley (Hunk) Anderson (Hancock, 1918-21), cornerback Clarence Ellis (Grand Rapids, 1969-71), cornerback Todd Lyght (Flint, 1987-90) and defensive tackle Greg Marx (Redford, 1970-72).

► Other All-Americans from the state of Michigan include defensive end Earl Brown (Benton Harbor, 1936-38), defensive tackle Mike Kadish (Grand Rapids, 1969-71) and split end Jim Seymour (Berkley, 1966-68).

**Career Stats
vs. Michigan State**

JAMES ALDRIDGE

	att	yds	td	long	avg/c	avg/g
2007	18	104	0	43	5.8	104.0
2008	4	13	0	9	3.2	13.0
Total	22	117	0	43	5.3	58.5

ARMANDO ALLEN

	att	yds	td	long	avg/c	avg/g
2007	3	13	0	9	4.3	13.0
2008	6	8	0	5	1.3	8.0
Total	9	21	0	9	2.3	10.5

	rec	yds	td	long	rec/g	avg/c	avg/g
2007	1	5	0	5	1.0	5.0	5.0
2008	5	20	0	13	5.0	4.0	20.0
Total	6	25	0	13	3.0	4.2	12.5

Punt Returns	no.	yds	td	long	avg/r	avg/g
2007	0	0	0	0	0.0	0.0
2008	3	23	0	18	7.7	23.0
Total	3	23	0	18	7.7	11.5

Kick Returns	no.	yds	td	long	avg/r	avg/g
2007	1	23	0	23	23.0	23.0
2008	5	147	0	53	29.4	147.0
Total	6	170	0	53	28.3	85.0

All Purpose	rush	rcv	pr	kr	ir	total	avg/g
2007	13	5	0	23	0	41	41.0
2008	8	20	23	147	0	198	198.0
Total	21	25	23	170	0	239	119.5

ROBERT BLANTON

	ua	a	tt	tfl	pd	ff	fr	blk
2008	1	2	3	0.0-0	0	0	0	0

JIMMY CLAUSEN

	att	yds	td	long	avg/c	avg/g
2007	4	-30	0	0	-7.5	-30.0
2008	5	-31	0	4	-6.2	-31.0
Total	9	-61	0	4	-6.8	-30.5

	c-a-i	yds	td	long	pct	avg/p	avg/g	effic
2007	7-13-0	53	0	14	53.8	4.1	53.0	88.1
2008	24-41-2	242	1	30	58.5	5.9	242.0	106.4
Total	31-54-2	295	1	30	57.4	5.5	147.5	102.0

DARIUS FLEMING

	ua	a	tt	tfl	pd	ff	fr	blk
2008	0	1	1	0.0-0	0	0	0	0

MICHAEL FLOYD

	rec	yds	td	long	rec/g	avg/c	avg/g
2008	7	86	1	26	7.0	12.3	86.0

GARY GRAY

	ua	a	tt	tfl	pd	ff	fr	blk
2008	4	0	4	0.0-0	0	0	0	0

ROBERT HUGHES

	att	yds	td	long	avg/c	avg/g
2007	6	33	1	17	5.5	33.0
2008	5	9	0	7	1.8	9.0
Total	11	42	1	17	3.8	21.0

ETHAN JOHNSON

	ua	a	tt	tfl	pd	ff	fr	blk
2008	0	0	0	0.0-0	2	0	0	0

DUVAL KAMARA

	rec	yds	td	long	rec/g	avg/c	avg/g
2007	1	9	0	9	1.0	9.0	9.0
2008	0	0	0	0	0.0	0.0	0.0
Total	1	9	0	9	0.5	9.0	4.5

ERIC MAUST

	no	yds	long	avg
2007	3	129	50	43.0
2008	5	204	46	40.8
Total	8	333	50	41.6

KYLE MCCARTHY

	ua	a	tt	tfl	pd	ff	fr	blk
2008	1	8	9	0.0-0	0	0	0	0

RAESHON MCNEIL

	ua	a	tt	tfl	pd	ff	fr	blk
2006	0	0	0	0.0-0	0	0	0	0
2007	0	0	0	0.0-0	0	0	0	0
2008	1	3	4	0.0-0	1	0	0	0
Total	1	3	4	0.0-0	1	0	0	0

KERRY NEAL

	ua	a	tt	tfl	pd	ff	fr	blk
2007	1	1	2	1.0-8	1	0	0	0
2008	0	1	1	0.0-0	0	0	0	0
Total	1	2	3	1.0-8	1	0	0	0

ROBBY PARRIS

	rec	yds	td	long	rec/g	avg/c	avg/g
2007	0	0	0	0	0.0	0.0	0.0
2008	4	22	0	12	4.0	5.5	22.0
Total	4	22	0	12	2.0	5.5	11.0

KYLE RUDOLPH

	rec	yds	td	long	rec/g	avg/c	avg/g
2008	2	29	0	18	2.0	14.5	29.0

JOHN RYAN

	ua	a	tt	tfl	pd	ff	fr	blk
2007	0	0	0	0.0-0	0	0	0	0
2008	0	1	1	0.0-0	0	0	1	0
Total	0	1	1	0.0-0	0	0	1	0

EVAN SHARPLEY

	att	yds	td	long	avg/c	avg/g
2007	1	-2	0	0	-2.0	-2.0

	c-a-i	yds	td	long	pct	avg/p	avg/g	effic
2007	4-7-0	33	0	16	57.1	4.7	33.0	96.7
Total	4-7-0	33	0	16	57.1	4.7	33.0	96.7

BRIAN SMITH

	ua	a	tt	tfl	pd	ff	fr	blk
2007	0	3	3	0.5-1	0	0	0	0
2008	4	6	10	1.0-5	0	1	0	0
Total	4	9	13	1.5-6	0	1	0	0

HARRISON SMITH

	ua	a	tt	tfl	pd	ff	fr	blk
2008	1	5	6	1.0-5	0	0	0	0

SCOTT SMITH

	ua	a	tt	tfl	pd	ff	fr	blk
2005	1	0	1	0.0-0	0	0	0	0
2006	0	0	0	0.0-0	0	0	0	0
2007	0	1	1	0.0-0	0	0	0	0
2008	1	0	1	0.0-0	0	0	0	0
Total	2	1	3	0.0-0	0	0	0	0

TORYAN SMITH

	ua	a	tt	tfl	pd	ff	fr	blk
2006	0	0	0	0.0-0	0	0	0	0
2007	2	2	4	0.0-0	0	0	0	0
Total	2	2	4	0.0-0	0	0	2	0

GOLDEN TATE

	att	yds	td	long	avg/c	avg/g
2007	0	0	0	0	0.0	0.0
2008	1	24	0	24	24.0	24.0
Total	1	24	0	24	24.0	12.0

	rec	yds	td	long	rec/g	avg/c	avg/g
2007	0	0	0	0	0.0	0.0	0.0
2008	5	83	0	30	5.0	16.6	83.0
Total	5	83	0	30	2.5	16.6	41.5

Kick Returns	no.	yds	td	long	avg/r	avg/g
2007	3	62	0	27	20.7	62.0
2008	0	0	0	0	0.0	0.0
Total	3	62	0	27	20.7	31.0

All Purpose	rush	rcv	pr	kr	ir	total	avg/g
2007	0	0	0	62	0	62	62.0
2008	24	83	0	0	0	107	107.0
Total	24	83	0	62	0	169	84.5

GEORGE WEST

	rec	yds	td	long	rec/g	avg/c	avg/g
2006	0	0	0	0	0.0	0.0	0.0
2007	3	25	0	14	3.0	8.3	25.0
Total	3	25	0	14	1.5	8.3	12.5

Kick Returns	no.	yds	td	long	avg/r	avg/g
2006	3	71	0	30	23.7	71.0
2007	0	0	0	0	0.0	0.0
Total	3	71	0	30	23.7	35.5

All Purpose	rush	rcv	pr	kr	ir	total	avg/g
2006	0	0	0	71	0	71	71.0
2007	0</						

Scoring Summary

Score by Quarters	1	2	3	4		Score	
Notre Dame	0	0	0	7	-	7	Record: (2-1)
Michigan State	3	7	3	10	-	23	Record: (3-1)

First Quarter

11:14 MSU Swenson, Brett 45 yd field goal, 6-24 1:44

Second Quarter

3:28 MSU Ringer, Javon 1 yd run (Swenson, Brett kick), 9-22 3:42

Third Quarter

5:32 MSU Swenson, Brett 26 yd field goal, 12-77 5:18

Fourth Quarter

14:51 ND Floyd, Michael 26 yd pass from Clausen, Jimmy (Walker, Brandon kick)

9:10 MSU Swenson, Brett 23 yd field goal, 11-54 5:35

2:16 MSU Ringer, Javon 1 yd run (Swenson, Brett kick), 7-77 3:34

	ND	MSU
FIRST DOWNS	18	16
RUSHES-YARDS (NET)	22-16	43-203
PASSING YDS (NET)	242	143
Passes Att-Comp-Int	41-24-2	26-12-0
TOTAL OFFENSE PLAYS-YARDS	63-258	69-346
Fumble Returns-Yards	0-0	0-0
Punt Returns-Yards	3-23	1-10
Kickoff Returns-Yards	5-147	2-47
Interception Returns-Yards	0-0	2-0
Punts (Number-Avg)	5-40.8	5-45.2
Fumbles-Lost	3-1	1-1
Penalties-Yards	5-24	6-65
Possession Time	26:15	33:45
Third-Down Conversions	6 of 13	6 of 15
Fourth-Down Conversions	0 of 1	1 of 1
Red-Zone Scores-Chances	0-2	4-4
Sacks By: Number-Yards	0-0	3-34

RUSHING: Notre Dame-Tate, Golden 1-24; Aldridge, James 4-13; Hughes, Robert 5-9; Allen, Armando 6-8; Team 1-minus 7; Clausen, Jimmy 5-minus 31. Michigan State-Ringer, Javon 39-201; Hoyer, Brian 2-6; Team 2-minus 4.

PASSING: Notre Dame-Clausen, Jimmy 24-41-2-242. Michigan State-Hoyer, Brian 12-26-0-143.

RECEIVING: Notre Dame-Floyd, Michael 7-86; Tate, Golden 5-83; Allen, Armando 5-20; Parris, Robby 4-22; Rudolph, Kyle 2-29; Yeatman, Will 1-2. Michigan State-Dell, Mark 4-80; White, Blair 2-19; Celek, Garrett 2-15; Cunningham, B. 1-22; Curry, Deon 1-4; Hawken, Andrew 1-3; Ringer, Javon 1-0.

INTERCEPTIONS: Notre Dame-None. Michigan State-Wiley, Otis 2-0.

FUMBLES: Notre Dame-Floyd, Michael 1-1; Team 1-0; Clausen, Jimmy 1-0. Michigan State-Ringer, Javon 1-1.

SACKS (UA-A): Notre Dame-None. Michigan State-Long, Brandon 2-0; Anderson, T. 0-1; Rucker, Chris L 0-1.

TACKLES (UA-A): Notre Dame-Smith, Brian 4-6; Bruton, David 3-7; McCarthy, Kyle 1-8; Crum, Maurice 4-4; Lambert, Terrail 2-6; Smith, Harrison 1-5; Williams, Ian 1-5; Gray, Gray 4-0; McNeil, Raeshon 1-3; Blanton, Robert 1-2; Team 2-0; Kuntz, Pat 1-1; Brown, Justin 0-2; Quinn, Steve 1-0; Smith, Scott 1-0; Ryan, John 0-1; Neal, Kerry 0-1; Fleming, Darius 0-1. Michigan State-Jones, Greg 6-3; Rucker, Chris L 4-5; Decker, Adam 2-6; Fortener, Dan 5-2; Wiley, Otis 3-2; Long, Brandon 2-3; Weaver, Ross 4-0; Denson, Brandon 2-0; Adams, Johnny 2-0; Ware, Jeremy 1-1; Hyde, Marcus 1-1; Kershaw, Justin 0-2; Jordan, Michael 1-0; Allison, Ryan 0-1; Gordon, Eric 0-1; Henderson, A. 0-1; Anderson, T. 0-1; Robinson, T. 0-1.

Stadium: Spartan Stadium

Attendance: 76366

Kickoff time: 3:37

End of Game: 6:50

Total elapsed time: 3:13

Officials: Referee: Thomas Tomczyk; Umpire: Jim Eckl; Linesman: Gavin McGrath; Line judge: Ralph Newell; Back judge: Mack McAnaney; Field judge: R. Sokolowski; Side judge: Glenn Crowther; Scorer: Tim Maynard

Temperature: 79

Wind: WSW 10

Weather: Sunny

The Last Meeting Michigan State 23, Notre Dame 7 Sept. 20, 2008

NOTRE DAME, Ind. (AP) -- Javon Ringer ran for 201 yards and two touchdowns on 39 carries, carrying Michigan State to a 23-7 win over Notre Dame on Saturday.

Michigan State (3-1) took a 13-0 lead into the fourth quarter, then sealed the victory by handing off to Ringer on all seven plays of a 77-yard drive that he capped with his second score with 2:16 left.

The Irish (2-1) turned the ball over three times and missed two field goals, hurting their chances of starting 3-0 for the first time since 2002 and the second time in 12 years.

Jimmy Clausen was 24-of-41 for 242 yards with a TD and two interceptions, one in the end zone on a play that was overturned by a video review.

Clausen was sacked three times - after not being sacked once in the first two games - and was hurried and hit numerous times. Brandon Long was credited with 2 1/2 sacks.

Michael Floyd caught a 26-yard TD pass early in the fourth quarter, getting Notre Dame within six points, after fumbling at the Michigan State 20 early in the third.

Brandon Walker missed two field goals. A 51-yard kick sailed right in the second quarter and a 41-yard kick went left after a high snap with 5:50 to go in the game, ruining a chance to get within six.

Notre Dame coach Charlie Weis was on the sideline without crutches, wearing a brace under his blue slacks that protected his right knee that was injured in last week's win over Michigan.

Ringer led the nation with nine touchdowns and 104 carries after three games, coming off career highs with 43 carries and 282 yards in a shutout win over Florida Atlantic. He took another step toward stardom with his performance against an Irish team geared to stop him and his highlight of the day was a 63-yard run that set up his second TD.

The Spartans got off to a good start, limiting Notre Dame to minus-5 yards on its first two drives and kicking a field goal on their opening possession.

Clausen's up-for-grabs pass in the end zone to a double-covered Duval Kamara was ripped away by safety Otis Wiley on Notre Dame's third drive. It was originally ruled incomplete but overturned by replay.

Clausen threw another poor pass in the second quarter and it was picked off by Wiley at the Notre Dame 22, setting up Ringer's first TD.

Brett Swenson kicked his second field goal with in the third quarter, putting the Spartans ahead 13-0. That proved to be enough scoring for the Spartans, who have won three straight after losing the opener at California.

**The Last Meeting in Notre Dame
Michigan State 31, Notre Dame 10
Sept. 22, 2007**

NOTRE DAME, Ind. (AP) -- Brian Hoyer threw four touchdown passes and Javon Ringer rushed for 144 yards to lead Michigan State to a 31-14 victory over Notre Dame.

Michigan State (4-0) became the first opponent to win six in a row at Notre Dame Stadium, and got some revenge for last year's stunning Fighting Irish comeback in East Lansing.

The Spartans blew the game open with a pair of third-quarter TDs, a 16-yard catch by Mark Dell and a 30-yard catch by Kellen Davis on a fourth-and-2 play to make it 31-14. Davis also had a 3-yard TD catch and Devin Thomas had a 7-yard scoring catch.

Notre Dame finally found some offense, scoring two TDs and finishing in the black in yards rushing for the first time this season, but the Irish defense was woeful.

Notre Dame finally scored its first offensive touchdown of the season on a 1-yard run by Travis Thomas to cap a 9-yard drive in the first quarter. The score was setup by a Michigan State fumble.

Notre Dame later added an 80-yard scoring drive highlighted by a 43-yard run by James Aldridge.

The Irish offense, which was the worst in the country through three games, was led by James Aldridge, who ran for 104 yards on 18 carries. The Irish ran for 117 yards; Michigan State 219 yards.

Last season, Brady Quinn led the Irish back from a 16-point deficit in the fourth quarter and Notre Dame pulled out a 40-37 victory.

This season it was the Michigan State quarterback who was the star.

Hoyer was 11-of-24 passing for 135 yards as the Spartans amassed 354 yards total offense. Jehuu Caulcrick added 83 yards rushing for the Spartans.

Freshman Jimmy Clausen was 7 of 13 passing for 53 yards for Notre Dame. Evan Sharpley, who played the fourth quarter, was 4-of-7 passing for 33 yards. The Irish, who had given up 23 sacks through their first three games, were sacked four times by the Spartans. MSU defensive end Jonal Saint-Dic sacked Clausen for a 17-yard loss and stripped the ball from the quarterback.

The Spartans took command in the second half, sparked by a 52-yard kickoff return by Thomas after intermission. After Hoyer kept the drive alive on a 19-yard completion to Thomas on third-and-17, he threw his third TD pass of the game. The Spartans scored again two possessions later to put the game away.

The Irish played their best game of the season, but just couldn't keep up. They have now scored 27 points through four games - the third fewest ever in school history. The 1933 team managed just 12 points and the 1928 team coached by Knute Rockne scored 25.

Notre Dame scored both of its touchdowns in the first half and trailed 17-14 at halftime. The first came on a short drive after Hoyer fumbled the snap and Irish defensive end Trevor Laws recovered. The second touchdown came on a 3-yard run by Robert Hughes.

**Scoring
Summary**

Score by Quarters	1	2	3	4		Score	
Michigan State	14	3	14	0	-	31	Record: (4-0)
Notre Dame	7	7	0	0	-	14	Record: (0-4)

First Quarter

10:01	ND	Travis Thomas 1 yd run (Brandon Walker kick), 3-9 0:54
7:05	MSU	Devin Thomas 7 yd pass from Brian Hoyer (Brett Swenson kick), 8-67 2:56
0:22	MSU	Kellen Davis 3 yd pass from Brian Hoyer (Brett Swenson kick), 5-45 1:31

Second Quarter

12:19	MSU	Brett Swenson 27 yd field goal, 4-5 1:24
10:41	ND	Robert Hughes 3 yd run (Brandon Walker kick), 5-80 1:38

Third Quarter

12:05	MSU	Mark Dell 16 yd pass from Brian Hoyer (Brett Swenson kick), 8-45 2:55
2:45	MSU	Kellen Davis 30 yd pass from Brian Hoyer (Brett Swenson kick), 10-67 4:15

	MSU	ND
FIRST DOWNS	19	9
RUSHES-YARDS (NET)	49-219	35-117
PASSING YDS (NET)	135	86
Passes Att-Comp-Int	24-11-1	20-11-0
TOTAL OFFENSE PLAYS-YARDS	73-354	55-203
Fumble Returns-Yards	0-0	0-0
Punt Returns-Yards	4-28	0-0
Kickoff Returns-Yards	3-98	5-100
Interception Returns-Yards	0-0	1-0
Punts (Number-Avg)	5-41.4	9-38.8
Fumbles-Lost	1-1	1-1
Penalties-Yards	3-20	4-35
Possession Time	33:29	26:31
Third-Down Conversions	6 of 15	4 of 15
Fourth-Down Conversions	2 of 2	1 of 2
Red-Zone Scores-Chances	4-5	2-2
Sacks By: Number-Yards	4-32	1-8

RUSHING: Michigan State-Javon Ringer 26-144; Jehuu Caulcrick 20-83; Team 1-minus 1; Brian Hoyer 2-minus 7. Notre Dame-James Aldridge 18-104; Robert Hughes 6-33; Armando Allen 3-13; Travis Thomas 1-1; Asaph Schwapp 1-0; Junior Jabbie 1-minus 2; Evan Sharley 1-minus 2; Jimmy Clausen 4-minus 30.

PASSING: Michigan State-Brian Hoyer 11-24-1-135. Notre Dame-Jimmy Clausen 7-13-0-53; Evan Sharpley 4-7-0-33.

RECEIVING: Michigan State-Devin Thomas 4-55; Kellen Davis 2-33; Andrew Hawken 2-14; Mark Dell 1-16; Javon Ringer 1-11; Jehuu Caulcrick 1-6. Notre Dame-George West 3-25; David Grimes 3-24; John Carlson 1-16; Duval Kamara 1-9; Armando Allen 1-5; Luke Schmidt 1-5; Junior Jabbie 1-2.

INTERCEPTIONS: Michigan State-None. Notre Dame-David Bruton 1-0.

FUMBLES: Michigan State-Brian Hoyer 1-1. Notre Dame-Jimmy Clausen 1-1.

SACKS (UA-A): Michigan State-Jonal Saint-Dic 1-0; Kendall Davis-Clark 1-0; Justin Kershaw 1-0; Eric Gordon 1-0. Notre Dame-Kerry Neal 1-0.

TACKLES (UA-A): Michigan State-Otis Wiley 3-3; Kelab Thornhill 2-4; Travis Key 1-5; Ervin Baldwin 2-3; Eric Gordon 2-3; SirDarean Adams 1-4; Jonal Saint-Dic 4-0; Kendall Davis-Clark 3-1; Justin Kershaw 2-2; Ogemdi Nwagbuo 1-3; Greg Jones 2-1; Chris L. Rucker 2-1; Ashton Henderson 2-0; Jon Misch 1-1; T.J. Williams 1-0; Kellen Davis 0-1; Dan Fortener 0-1; Roderick Jenrette 0-1. Notre Dame-Maurice Crum, Jr. 6-10; David Bruton 8-7; Trevor Laws 0-9; Joe Brockington 3-4; Tom Zbikowski 2-3; Toryan Smith 2-2; Ian Williams 1-3; Brian Smith 0-3; Derrell Hand 0-3; Pat Kuntz 0-3; Ambrose Wooden 2-0; Junior Jabbie 2-0; Darrin Walls 2-0; Dwight Stephenson, Jr. 1-1; Anthony Vernaglia 1-1; Kerry Neal 1-1; Terrail Lambert 1-0; Steve Quinn 1-0; Travis Thomas 1-0; J.J. Jansen 1-0; Scott Smith 0-1; Will Yeatman 0-1.

Stadium: Notre Dame Stadium **Attendance:** 80795
Kickoff time: 3:43 **End of Game:** 7:02 **Total elapsed time:** 3:19
Officials: Referee: Stephen Pamon; Umpire: Pat Bayers; Linesman: Jack Teitz; Line judge: Bob Davis; Back judge: Dennis Morris; Field judge: Joe Duncan; Side judge: Bobby Sagers
Temperature: 73 **Wind:** NW 8 **Weather:** Sunny

2009 Notre Dame
Football Roster Information

ALPHABETICAL (CONT.)

No.	Name	Pos.	Ht.	Wt.	Cl.	Hometown/Previous School
42	Lezynski, Nick+	CB	5-8	157	Jr.	Newton, PA/Notre Dame High School
71	Mahoney, Dennis+	OL	6-6	290	So.	Baltimore, MD/Boys Latin High School
70	Martin, Zach	OT	6-5	285	Fr.	Indianapolis, IN/Bishop Chatard
43	Maust, Eric	P	6-2	190	Sr.	Atlanta, GA/Blessed Trinity
15	McCarthy, Dan	S	6-2	205	So.	Youngstown, OH/Cardinal Mooney
28	McCarthy, Kyle	S	6-0	210	Sr.	Youngstown, OH/Cardinal Mooney
54	McDonald, Anthony	LB	6-2	230	So.	Burbank, CA/Notre Dame
8	McNeil, Raeshon	CB	6-0	190	Sr.	Cooleemee, NC/Davie
17	Motta, Zeke	S	6-2	215	Fr.	Vero Beach, FL/Vero Beach
93	Mullen, Paddy	NT	6-3	295	Sr.	St. Louis, MO/De Smet Jesuit
17	Mulvey, Matthew+	QB	6-3	197	So.	Del Mar, CA/LaJolla
47	Narvaez, Mike+	FB	5-11	238	Sr.	Ridgewood, NJ/Ridgewood
56	Neal, Kerry	LB	6-2	250	Jr.	Bunn, NC/Bunn
99	Newman, Brandon	NT	6-1	295	So.	Louisville, KY/Pleasure Ridge Park
76	Nuss, Andrew	OG	6-5	300	Jr.	Ashburn, VA/Stone Bridge
91	Nwankwo, Emeka	DE	6-4	274	Jr.	N. Miami Beach, FL/Chaminade-Madonna Prep
55	Olsen, Eric	C	6-4	305	Sr.	Staten Island, NY/Poly Prep Ctry.
50	Oxley, Sean+	LB	6-2	220	So.	Avon Lake, OH/Avon Lake
82	Parris, Robby	WR	6-3	205	Sr.	Olmsted Falls, OH/Saint Ignatius
30	Paskorz, Steve	FB	6-2	245	Jr.	Allison Park, PA/Hampton
35	Plaska, Andrew+	CB	5-11	181	So.	Zeeland, MI/Zeeland West
36	Posluszny, David	LB	6-0	225	So.	Aliquippa, PA/Hopewell
61	Quintana, Martin+	DL	6-1	250	Sr.	Berwyn, IL/St. Joseph
83	Ragone, Mike	TE	6-5	251	Jr.	Cherry Hill, NJ/Camden Catholic
30	Redshaw, James+	CB	5-9	170	Jr.	North Huntingdon, PA/Norwin
53	Richardson, Morrice	DE	6-2	255	Sr.	College Park, GA/Westlake
32	Riddick, Theo	HB	5-10	195	Fr.	Manville, NJ/Immaculata
78	Robinson, Trevor	OG	6-5	305	So.	Elkhorn, NE/Elkhorn
77	Romine, Matt	OT	6-5	295	Jr.	Tulsa, OK/Union
9	Rudolph, Kyle	TE	6-6	260	So.	Cincinnati, OH/Elder
48	Ruffer, David+	K	6-1	180	Jr.	Oakton, VA/Gonzaga
90	Ryan, John	DE	6-5	255	Sr.	Westlake, OH/Saint Ignatius
13	Sharpley, Evan	QB	6-2	215	Sr.	Marshall, MI/Marshall
39	Sheehan, Ryan+	CB	5-10	169	Jr.	Purcellville, VA/Loudown Valley
62	Skubis, Christopher+	DE	6-2	223	Jr.	Clarence, NY/Clarence
26	Slaughter, Jamaris	CB	6-0	185	So.	Stone Mountain, GA/Tucker
58	Smith, Brian	LB	6-3	240	Jr.	Overland Park, KS/Saint Thomas Aquinas
22	Smith, Harrison	S	6-2	207	Jr.	Knoxville, TN/Knoxville Catholic
41	Smith, Scott	LB	6-3	245	Sr.	Highland Park, IL/Highland Park
40	Smith, Thomas+	S	6-1	201	Jr.	Manchester, CT/East Catholic
49	Smith, Toryan	LB	6-1	244	Sr.	Rome, GA/Rome
59	Stewart, Chris	OG	6-5	330	Sr.	Spring, TX/Klein
92	Stockton, Tyler	NT	6-1	290	Fr.	Linwood, NJ/Hun School
43	Stull, Joshua+	CB	5-8	189	Sr.	Brownsville, IN/Brownsville
23	Tate, Golden	WR	5-11	195	Jr.	Hendersonville, TN/Pope John Paul II
40	Tausch, Nick	K	6-0	180	Fr.	Plano, TX/Jesuit
5	Te'o, Manti	LB	6-2	244	Fr.	Laie, HI/Punahou
84	Toma, Roby	WR	5-9	175	Fr.	Laie, HI/Punahou
35	Turk, Ben	P	5-11	193	Fr.	Davie, FL/St. Thomas Aquinas
85	Vos, Sam+	WR	5-10	199	Sr.	Burlington, WI/Catholic Central
97	Wade, Kallen	DE	6-5	245	Sr.	Cincinnati, OH/Withrow
14	Walker, Brandon	K	6-3	213	Jr.	Findlay, OH/Findlay
1	Walker, Deion	WR	6-2	193	So.	Christchurch, VA/Christchurch
2	Walls, Darrin	CB	6-0	190	Sr.	Pittsburgh, PA/Woodland Hills
66	Watt, Chris	OG	6-3	295	Fr.	Glen Ellyn, IL/Glenbard West
51	Wenger, Dan	C	6-4	302	Sr.	Coral Springs, FL/Saint Thomas Aquinas
19	West Jr., George	WR	5-8	196	Sr.	Spencer, OK/Northeast
79	Williams, Hafis	DT	6-2	295	So.	Elizabeth, NJ/Elizabeth
95	Williams, Ian	NT	6-2	295	Jr.	Altamonte Springs, FL/Lyman
20	Wood, Cierre	HB	6-0	218	Fr.	Oxnard, CA/Santa Clara
74	Young, Sam	OT	6-8	320	Sr.	Coral Springs, FL/Saint Thomas Aquinas

+ Walk-on Player

NUMERICAL (CONT.)

No.	Name	Pos
47	Narvaez, Mike	FB
48	Fox, Dan	LB
48	Ruffer, David	K
49	Smith, Toryan	LB
50	Kavanagh, Ryan	LS
50	Oxley, Sean	LB
51	Wenger, Dan	C
52	Cave, Braxton	OG
53	Richardson, Morrice	DE
54	McDonald, Anthony	LB
55	Olsen, Eric	C
56	Neal, Kerry	DE
57	Golic Jr., Mike	C
58	Smith, Brian	LB
59	Stewart, Chris	OG
60	Cowart, Jordan	LS
61	Quintana, Martin	DL
62	Flavin, Bill	C
62	Skubis, Christopher	DE
63	Botsford, Steve	LB
64	Burke, Tom	LB
65	Hernandez, Mike	OG
66	Watt, Chris	OG
68	Bullard, Alex	OG
70	Martin, Zach	OT
71	Mahoney, Dennis	OL
72	Duncan, Paul	OT
73	Clelland, Lane	OT
74	Young, Sam	OT
75	Dever, Taylor	OT
76	Nuss, Andrew	OG
77	Romine, Matt	OT
78	Robinson, Trevor	OG
79	Williams, Hafis	DT
80	Eifert, Tyler	TE
81	Goodman, John	WR
82	Parris, Robby	WR
83	Ragone, Mike	TE
84	Toma, Roby	WR
85	Vos, Sam	WR
86	Burger, Bobby	FB/TE
88	Golic, Jake	TE
89	Lewis-Moore, Kapron	DE
90	Ryan, John	DE
91	Nwankwo, Emeka	DE
92	Stockton, Tyler	NT
93	Mullen, Paddy	NT
95	Williams, Ian	NT
97	Wade, Kallen	DE
98	Cwynar, Sean	DT
99	Newman, Brandon	NT

**2009 Notre Dame
Two-Deep Depth Chart**

Notre Dame Offense

X	23	GOLDEN TATE	5-11	195	Jr.
	18	DUVAL KAMARA	6-5	219	Jr.
LT	72	Paul Duncan@	6-7	315	Sr.
	77	Matt Romine	6-5	295	Jr.
LG	59	CHRIS STEWART!	6-5	330	Sr.
	or 51	DAN WENGER*	6-4	302	Sr.
C	55	ERIC OLSEN^	6-4	305	Sr.
	51	DAN WENGER	6-4	302	Sr.
RG	78	Trevor Robinson	6-5	305	So.
	76	Andrew Nuss	6-5	300	Jr.
RT	74	SAM YOUNG	6-8	320	Sr.
	75	Taylor Dever	6-5	301	Jr.
TE	9	KYLE RUDOLPH	6-6	260	So.
	83	Mike Ragone	6-5	251	Jr.
Z	3	MICHAEL FLOYD	6-3	220	So.
	82	Robby Parris	6-3	205	Sr.
QB	7	JIMMY CLAUSEN	6-3	223	Jr.
	10	Dayne Crist	6-4	235	So.
FB	33	Robert Hughes	5-11	234	Jr.
	86	Bobby Burger	6-3	248	Sr.
HB	5	ARMANDO ALLEN	5-10	200	Jr.
	25	Jonas Gray	5-10	220	So.

Notre Dame Special Teams

PK	40	Nick Tausch	6-0	190	Fr.
	14	BRANDON WALKER	6-3	213	Jr.
P	43	ERIC MAUST	6-2	190	Sr.
	35	Ben Turk	5-11	193	Fr.
LS	60	Jordan Cowart	6-2	215	Fr.
	50	Ryan Kavanagh	6-3	190	So.
SS	52	Braxton Cave	6-3	310	So.
	60	Jordan Cowart	6-2	215	Fr.
HLD	43	ERIC MAUST	6-2	190	Sr.
	13	Evan Sharpley	6-2	215	Sr.

Notre Dame Defense

LDE	89	Kapron Lewis-Moore	6-4	270	So.
	53	Morrice Richardson	6-2	255	Sr.
DT	9	Ethan Johnson	6-4	280	So.
	79	Hafis Williams	6-2	295	So.
NT	95	IAN WILLIAMS	6-2	295	Jr.
	98	Sean Cwynar	6-4	283	So.
RDE	56	KERRY NEAL	6-2	250	Jr.
	90	John Ryan	6-5	255	Sr.
SAM	45	Darius Fleming	6-1	240	So.
	41	Scott Smith	6-4	245	Sr.
	or 46	Steve Filer	6-3	236	So.
MIKE	49	Toryan Smith	6-1	244	Sr.
	(58	BRIAN SMITH	6-3	240	Jr.)
	54	Anthony McDonald	6-2	230	So.
WILL	58	BRIAN SMITH	6-3	240	Jr.
	5	Manti Te'o	6-2	244	Fr.
	36	David Posluszny	6-0	225	So.
LCB	12	Robert Blanton	6-1	185	So.
	26	Jamoris Slaughter	6-0	185	So.
	or 4	Gary Gray	5-11	190	Jr.
FS	22	HARRISON SMITH%	6-2	207	Jr.
	6	Ray Herring	5-10	200	Sr.
SS	28	KYLE McCARTHY	6-1	210	Sr.
	31	Sergio Brown	6-2	205	Sr.
RCB	8	RAESHON McNEIL	6-0	190	Sr.
	or 2	Darrin Walls#	6-0	190	Sr.

Notre Dame Special Teams

PR	23	GOLDEN TATE	5-11	195	Jr.
	or 5	Armando Allen	5-10	200	Jr.
KR	21	Barry Gallup, Jr.	5-11	190	Sr.
	32	Theo Riddick	5-10	195	Fr.
	11	Shaquelle Evans	6-1	203	Fr.
	33	Robert Hughes	5-11	234	Jr.
KO	40	Nick Tausch	6-0	190	Fr.
	48	David Ruffer	6-1	180	Jr.

ALL CAPS - returning starter from 2008

@ - indicates player started 12 games in 2007

- indicates player started 11 games in 2007


% - indicates player started at linebacker in 2008

^ - indicates player started at left guard in 2008

* - indicates player started at center in 2008

! - indicates player started at right guard in 2008

3 MICHAEL FLOYD



St. Paul, Minn. (Cretin-Derham Hall)
Birthdate: 11-27-89

Wide Receiver

50

6-3

220

Floyd's Career Highs

Receptions – 10, Pittsburgh (11.1.08) **Receiving Yards** – 189, Nevada (9.5.09)
Longest Reception – 88, Nevada (9.5.09) **Receiving TDs** – 3, Nevada (9.5.09)

Floyd's Season Highs

Receptions – 7, at Michigan (9.12) **Receiving Yards** – 189, Nevada (9.5)
Longest Reception – 88, Nevada (9.5) **Receiving TDs** – 3, Nevada (9.5)

Floyd's Career Receiving Stats

Year	G-S	Rec	Yds	TD	LG	Rec/G	Avg/C	Avg/G
2008	11-10	48	719	7	51	4.4	15.0	65.4
2009	2-2	11	320	4	88	5.5	29.1	160.0
Total	13-12	59	1039	11	88	4.5	17.6	79.9

Floyd's Game-by-Game

2009	Rec	Yds	Avg	TD	LG
*NEV (9.5)	4	189	47.3	3	88
*at UM (9.12)	7	131	18.7	1	37
MSU (9.19)					
at PUR (9.26)					
WASH (10.3)					
USC (10.17)					
BC (10.24)					
vs. WSU (10.31)					
NAVY (11.7)					
at PITT (11.14)					
UCONN (11.21)					
at STAN (11.28)					

* - games started

Tidbits

- ▶ Floyd leads all FBS receivers in the nation with a 29.09 yards per catch average and is tied for the nation's lead in receiving touchdowns with four.
- ▶ Floyd also ranks among the top FBS receivers in the nation in receiving yards per game (160.0, 2nd), total receiving yards (320, 2nd) and receptions per game (5.5, 40th).
- ▶ Floyd has already registered five receptions of at least 20 yards over Notre Dame's first two games of the season.
- ▶ Floyd's 131 yards last week against Michigan set a school record for receiving yards by an Irish player in the series with the Wolverines. The previous record was 127 set last season by junior WR Golden Tate.
- ▶ Floyd eclipsed the 100-yard receiving mark for the second consecutive game and sixth of his career last week against Michigan. He is now tied for sixth all-time in the Irish annals for 100-yard receiving games.

Games with 100 Yards - Season

- Tom Gatewood, Jr. 8 (1970)
- Maurice Stovall, Sr. 6 (2005)
- Golden Tate, So. 5 (2008)
Jeff Samardzija, Jr. 5 (2005)
- 5. Michael Floyd, Fr. 4 (2008)**
Jeff Samardzija, Sr. 4 (2006)
Tom Gatewood, So. 4 (1969)

Games with 100 Yards - Career

- Tom Gatewood 13 (1969-71)
- Derrick Mayes 9 (1992-95)
Jeff Samardzija 9 (2003-06)
- Golden Tate 7 (2007-)
- Maurice Stovall 7 (2002-05)
- 6. Michael Floyd 6 (2008-)**
Jim Seymour 6 (1966-68)
Tim Brown 6 (1984-87)

- ▶ Floyd's 320 yards are the second-most for an Irish receiver in the first two games of a season in school history. The school record in 417 held by Jim Seymour, who had games of 276 against Purdue (single-game school record) and 141 against Northwestern to open the 1966 season.
- ▶ Floyd's 320 yards are the most over any two-game span by an Irish wide receiver since Tim Brown registered 360 yards in consecutive games during the 1986 season.
- ▶ Hooked up with Clausen for his 11th career touchdown reception to give the Irish a 17-14 advantage with 7:05 remaining in the first half. Floyd, who has played just 13 games in his career, already ranks 11th in career receiving touchdowns at Notre Dame.

Career Touchdown Receptions

- Jeff Samardzija.....27 (2003-06)
- Derrick Mayes22 (1992-95)
Rhema McKnight.....22 (2002-06)
- Tom Gatewood19 (1969-71)
- Maurice Stovall18 (2002-05)
- Jim Seymour16 (1966-68)
- Ken MacAfee.....15 (1974-77)
- Golden Tate.....13 (2007-)
- Tim Brown12 (1984-87)
Bobby Brown12 (1996-99)
- 11. Michael Floyd..... 11 (2008-)**

- ▶ Floyd recorded four catches for 189 yards and three touchdowns in the 35-0 rout of Nevada. He averaged 47.3 yards per reception, which broke the previous school record of 41.6 yards per catch by Jim Morse against USC on Nov. 26, 1955. Floyd was named College Football Performance Awards Performer of the Week.
- ▶ Not only were Floyd's 189 yards receiving the most by any wideout in the NCAA FBS that week, but his three receiving touchdowns were also tops on the weekend.
- ▶ The 189 yards receiving marked the second-best single-game total by an Irish sophomore wideout in school history. Jim Seymour was a sophomore in 1966 when he set the school record with 276 yards against Purdue.
- ▶ Floyd became the fourth Irish wideout to ever post two career receptions of over 70 yards and the first to ever accomplish the feat in the same game. Nick Eddy had 74 and 91 yard catches during the 1964 season, Tim Brown had 84 and 77 yard receptions in 1986 and Jeff Samardzija had 73 and 80 yard grabs during 2005.

Yards per Reception - Game (min. 4 rec.)

- 1. Michael Floyd 47.3 (4 for 189) vs. Nevada, Sept. 5, 2009**
- Jim Morse 41.6 (5 for 208) at USC, Nov. 26, 1955
- Golden Tate 31.8 (4 for 127) vs. Michigan, Sept. 13, 2008
- John Carlson 30.3 (4 for 121) at Michigan State, Sept. 23, 2006
Rhema McKnight 30.3 (4 for 121) at Boston College, Oct. 25, 2003

- ▶ His 189 yards receiving are the most for an Irish player since Jeff Samardzija totaled 191 against Stanford on Nov. 26, 2005 and eighth most in single-game school history.

Receiving Yards - Game

- Jim Seymour 276 vs. Purdue, Sept. 24, 1966
- Jack Snow 217 at Wisconsin, Sept. 26, 1964
- Bobby Brown 208 at Pittsburgh, Nov. 13, 1999
Jim Morse 208 at USC, Nov. 26, 1955
- Maurice Stovall 207 vs. Brigham Young, Oct. 22, 2005
- Tom Gatewood 192 vs. Purdue, Sept. 26, 1970
- Jeff Samardzija 191 at Stanford, Nov. 26, 2005
- 8. Michael Floyd 189 vs. Nevada, Sept. 5, 2009**
- Tim Brown 184 vs. Navy, Nov. 1, 1986
- Kris Haines 179 at USC, Nov. 25, 1978

- ▶ Floyd set a new career-high for longest reception when he raced 88 yards for a touchdown with 10:12 left in the third quarter against Nevada. The 88-yard reception was the third longest in Notre Dame football history and longest since Nov. 7, 1981 when Blair Kiel found Joe Howard for a school record 96 yards.

Longest Reception in ND History

- Joe Howard 96 vs. Georgia Tech, Nov. 7, 1981
- Nick Eddy 91 at Pittsburgh, Nov. 7, 1964
- 3. Michael Floyd 88 vs. Nevada, Sept. 5, 2009**
- Tim Brown 84 vs. SMU, Nov. 8, 1986
Jim Seymour 84 vs. Purdue, Sept. 24, 1966

- ▶ Floyd registered his second career multi-touchdown game against Nevada (he recorded a pair of touchdown receptions against Pittsburgh on Nov. 1, 2008).
- ▶ Floyd not only became the first Irish freshman to register a touchdown catch in a season opener (San Diego State in 2008), but also became the first freshman to register Notre Dame's first points of a season by touchdown. Floyd had 48 receptions for 719 yards on the season. He established new school records for receptions (48), receiving yards (719) and receiving touchdowns (7) by an Irish freshman. He also set a freshman record with 10 receptions against Pittsburgh on Nov. 1, 2008.
- ▶ Floyd put up record setting rookie numbers despite missing nearly three full games with an injury.
- ▶ Floyd still ranked 38th in the nation in receiving touchdowns, 61st in receiving yards per game and 91st in receptions per game in 2008.
- ▶ With seven touchdown receptions last season, Floyd (who holds the record for most TD receptions by a freshman) was tied for ninth place on the Irish single-season list (Tom Gatewood, 1970).
- ▶ Floyd finished the game against Pittsburgh in 2008 with 10 receptions for 100 yards, which was the most catches by an Irish player since Rhema McKnight had 10 receptions against Army in 2006.
- ▶ Floyd is the fourth different freshman in the last 20 years whose first career catch was a touchdown. The others were Raghib "Rocket" Ismail and Derek Brown in 1988, and Derrick Mayes in 1992 – mighty impressive company for Floyd to join.

► Here is a look at how Floyd's freshman season rated against the rookie campaigns of Notre Dame's top five all-time leaders in career receptions (does not include Tom Gatewood [1968] or Jim Seymour [1965], who were not eligible to play as freshmen).

Player (Year)	Rec.	Yds.	Avg.	TD
*Michael Floyd (2008)	48	719	15.0	7
Jeff Samardzija (2003)	7	53	7.6	0
Rhema McKnight (2002)	9	91	10.1	0
Tim Brown (1984)	28	340	12.1	1
Maurice Stovall (2002)	18	312	17.3	3
Derrick Mayes (1992)	10	272	27.2	3

► Floyd is one of two sophomores on Irish leadership committee and also ranked by Lindy's as the 20th-best wide receiver in the country in 2009.

► A key factor in Notre Dame's wide receiver group being ranked as best in the nation by Phil Steele, number-two by Athlon and fourth best by Lindy's in 2009.

5

ARMANDO ALLEN JR.



Opa Locka, Fla. (Hialeah-Miami Lakes)
Birthdate: 4-30-89

Halfback
JR
5-10
200

Allen's Career Highs

Carries – 21, at Michigan (9.12.09)	Rushing Yards – 139, at Michigan (9.12.09)
Longest Rush – 24, at Michigan (9.12.09)	Rushing TDs – 1, five times
Receptions – 9, at Boston College (11.8.08)	Receiving Yds – 66, Stanford (10.4.08)
Longest Reception – 41, vs. Hawai'i (12.24.08)	Receiving TDs – 1, three times
Kickoff Returns – 6, Air Force (11.10.07)	Kickoff Return Yds – 147, at Michigan State (9.20.08)
Longest Kickoff Return – 96, vs. Hawai'i (12.24.08)	Kickoff Return TDs – 1, vs. Hawai'i (12.24.08)
Punt Returns – 3, at Michigan State (9.20.08)	Punt Return Yds – 35, San Diego State (9.6.08)
Longest Punt Return – 22, San Diego State (9.6.08)	Most All-Purpose Yds – 247, Purdue (9.27.08)

Allen's Season Highs

Carries – 21, at Michigan (9.12)	Rushing Yards – 139, at Michigan (9.12)
Longest Rush – 24, at Michigan (9.12)	Rushing TDs – 1, twice
Receptions – 3, Nevada (9.5)	Receiving Yds – 25, Nevada (9.5)
Longest Reception – 26, Nevada (9.5)	Most All-Purpose Yds – 163, at Michigan (9.12)

Allen's Career Rushing Stats

Year	G-S	Att	Yds	TD	LG	Avg/C	Avg/G
2007	12-4	86	348	0	15	4.0	29.0
2008	13-8	134	585	3	21	4.4	45.0
2009	2-2	36	211	2	24	5.9	105.5
Total	27-14	256	1144	5	24	4.5	42.4

Allen's Career Receiving Stats

Year	G-S	Rec	Yds	TD	LG	Rec/G	Avg/C	Avg/G
2007	12-4	24	124	1	16	2.0	5.2	10.3
2008	13-8	50	355	2	41	3.8	7.1	27.3
2009	2-2	5	49	0	26	2.5	9.8	24.5
Total	27-14	79	528	3	41	2.9	6.7	19.6

Allen's Career All-Purpose Stats

Year	G-S	Rush	RCV	PR	KR	IR	Total	Avg/G
2007	12-4	348	124	0	704	0	1176	98.0
2008	13-8	585	355	66	543	0	1549	119.2
2009	2-2	211	49	0	0	0	260	130.0
Total	27-14	1144	528	66	1247	0	2985	110.6

Allen's Game-by-Game

2009	Rushing					Receiving				
	Att	Yds	Avg	LG	TD	Rec	Yds	Avg	TD	LG
*NEV (9.5)	15	72	4.8	14	1	3	25	8.3	0	26
*at UM (9.12)	21	139	6.6	24	1	2	24	12.0	0	19
MSU (9.19)										
at PUR (9.26)										
WASH (10.3)										
USC (10.17)										
BC (10.24)										
vs. WSU (10.31)										
NAVY (11.7)										
at PITT (11.14)										
UCONN (11.21)										
at STAN (11.28)										

* – games started

Tidbits


- Allen was named a 2009 Doak Walker Award Candidate. He also was ranked as Phil Steele's #17 kick returner and #47 running back.
- Allen ranks among the top FBS running backs in the nation in total rushing yards (211, 21st), rushing yards per game (105.5, 23rd), rushes (36, 27th) and yards per rush (5.86, 51st). He is also tied for 64th in the nation in all-purpose yards per game (130.0).
- Allen not only rushed for a career-best 139 yards last week against Michigan, but he also registered his longest career rush of 24 yards.
- Allen eclipsed 100 rushing yards for the second time in his career.
- Allen added his second rushing touchdown of the season and fifth of his career with 5:13 to go in the game to give the Irish a 32-31 lead.
- Allen followed with a two-point conversion rush to make the score 34-31.
- Allen finished the game against Michigan with 163 all-purpose yards marking the eighth time in his career with 150+ all-purpose yards in a single game.
- Allen scored a touchdown and eclipsed 1,000 career rushing yards in the victory over Nevada.
- Allen had 50 receptions in 2008 which ranked second-most by an Irish running back in single-season history. Allen's 79 career receptions also rank second-best in career history for Notre Dame running backs. He trails Darius Walker (109, 2004-06) for the school record.
- Allen had 1,549 all-purpose yards in 2008, which ranked second on the team and 10th in single-season Irish history.
- Allen's nine receptions at Boston College on Nov. 8, 2008 were not only a career-best, but were also the most ever by an Irish running back in a single game.
- Allen registered his second career multi-touchdown game in the 49-21 rout of Hawai'i in the 2008 Hawai'i Bowl.
- Allen rushed for a then career-best 134 yards in the 38-21 victory over Purdue on Sept. 27, 2008. He averaged 7.9 yards per carry (the 7.9 per carry average was the highest for a Notre Dame player since Darius Walker averaged 10.2 against Air Force on Nov. 11, 2006).
- Allen totaled a career-high 247 all-purpose yards against the Boilermakers (-1 on punt returns, 105 on kick returns, 134 in rushing and nine in receiving).
- Eclipsed 100 yards against the Boilermakers for the first time in his career (previous career-high was 91 yards against Navy on Nov. 3, 2008).
- The 247 all-purpose yards against Purdue were the most by an Irish player since Julius Jones had 255 against Pittsburgh in 2003 (rushed for 262 yards).

Most All-Purpose Yards In Single-Game History

	Total	Rush	Rec.	PR	KR	Year (Opponent)
1. Willie Maher	361	107	-	80	174	1923 (Kalamazoo)
2. George Gipp	357	150	-	50	157	1920 (Army)
3. Tim Brown	294	15	126	21	132	1987 (Boston College)
4. Tim Brown	284	19	184	-	81	1986 (Navy)
5. Jim Seymour	276	-	276	-	-	1966 (Purdue)
6. Tim Brown	275	-4	72	150	57	1987 (Michigan State)
7. Raghib Ismail	268	100	24	-	144	1990 (Miami, Fla.)
8. Vagas Ferguson	263	255	8	-	-	1978 (Georgia Tech)
9. Phil Carter	257	254	3	-	-	1980 (Michigan State)
10. Julius Jones	255	262	-7	-	-	2003 (Pittsburgh)
-- Armando Allen	247	134	9	-1	105	2008 (Purdue)

7

JIMMY CLAUSEN



Westlake Village, Calif. (Oaks Christian)
Birthdate: 9-21-87

Quarterback

JR

6-3

223

Clausen's Career Highs

Carries – 11, at North Carolina (10.11.08)
Longest Rush – 11, Duke (11.17.07)
Pass Completions – 31, at North Carolina (10.11.08)
Longest Completion – 88, Nevada (9.5.09)
Rushing TDs – 1, twice
Completion % – 84.6 (22-for-26), vs. Hawai'i (12.24.08)
Passing YPC – 21.0, Nevada (9.5.09)

Rushing Yards – 19, at Boston College (11.8.08)
Pass Attempts – 48, at North Carolina (10.11.08)
Passing Yards – 401, vs. Hawai'i (12.24.08)
Passing TDs – 5, vs. Hawai'i (12.24.08)
Interceptions – 4, Boston College (11.8.08)
Passing YPA – 17.5, Nevada (9.5.09)
Passing Efficiency – 303.7, Nevada (9.5.09)

Clausen's Season Highs

Carries – 2, twice
Longest Rush – 7, Nevada (9.5)
Pass Completions – 25, at Michigan (9.12)
Longest Completion – 88, Nevada (9.5)
Completion % – 83.3 (15-for-18), Nevada (9.5)
Passing YPC – 21.0, Nevada (9.5)

Rushing Yards – 1, Nevada (9.5)
Pass Attempts – 42, at Michigan (9.12)
Passing Yards – 336, at Michigan (9.12)
Passing TDs – 4, Nevada (9.5)
Passing YPA – 17.5, Nevada (9.5)
Passing Efficiency – 303.7, Nevada (9.5)

Clausen's Career Passing Stats

Year	G-S	Comp	Att	INT	Yds	TD	LG	Pct	Avg/P	Avg/G	Effic
2007	10-9	138	245	6	1254	7	44	56.3	5.1	125.4	103.9
2008	13-13	268	440	17	3172	25	54	60.9	7.2	244.0	132.5
2009	2-2	40	60	0	651	7	88	66.7	10.9	325.5	196.3
Total	25-24	446	745	23	5077	39	88	59.9	6.8	203.1	128.2

Clausen's Game-by-Game

2009	Comp	Att	INT	Yds	TD	LG	Pct	Avg/P	Effic
*NEV (9.5)	15	18	0	315	4	88	83.3	17.5	303.7
*at UM (9.12)	25	42	0	336	3	37	59.5	8.0	150.3
MSU (9.19)									
at PUR (9.26)									
WASH (10.3)									
USC (10.17)									
BC (10.24)									
vs. WSU (10.31)									
NAVY (11.7)									
at PITT (11.14)									
UCONN (11.21)									
at STAN (11.28)									

* - games started

Tidbits

- ▶ Clausen is one of four Irish captains and also was ranked by Phil Steele as the 10th-best quarterback in the nation for 2009.
- ▶ Clausen is one of 20 FBS quarterbacks that has yet to throw an interception and only two of those 20 have more pass attempts than his 60.
- ▶ Clausen ranks among the top FBS quarterbacks in the nation in fewest interceptions (0, t-1st), passing touchdowns (7, t-2nd), passing efficiency (196.31, 3rd), total points responsible for (42, 4th), points responsible for per game (21.0, 4th), total passing yards (651, 6th), passing yards per attempt (10.85, 7th), passing yards per game (325.5, 8th), passing yards per completion (16.28, 9th), total offense (326.0, 11th), completion percentage (66.7, t-25th), total completions (40, t-28th), completions per game (20.0, t-29th) and total attempts (60, t-36th).
- ▶ Despite being just a little over halfway through his college career, Clausen has moved into the top-10 in almost all Notre Dame passing lists.
- ▶ Clausen already ranks in the top-five in 10 categories including passing yards per game (second – 203.1 yards), pass attempts per game (second – 29.8), completion percentage (second – 59.9 percent), pass completions per game (second – 17.8), total offense per game (second – 192.7), completions (fourth – 446), attempts (fourth – 745), passing touchdowns (fourth – 39). He also ranks fourth in lowest interception percentage (3.09 percent) in school history and fifth in career passing yards (5,077).
- ▶ Clausen surpassed 5,000 career passing yards last week against Michigan. He is the fifth Notre Dame quarterback to ever accomplish the feat.

- ▶ Clausen reached 5,000 career passing yards faster than any other Irish signal caller in school history. He reached 5,000 career passing yards in his 25th game in a Notre Dame uniform, while former All-American Brady Quinn did not reach the mark until his 27th career game.
- ▶ Here is an interesting comparison between Clausen and Quinn's statistics over their first 25 career games:

	Brady Quinn	Jimmy Clausen
Completions	366	446
Attempts	712	745
Completion Percentage	51.4%	59.9%
Passing Yards	4,644	5,077
Touchdowns	28	39
Interceptions	26	23
Passing Yards Per Game	185.8	203.1
Efficiency Rating	111.9	128.2

- ▶ Clausen has already registered 10 passes of at least 20 yards over Notre Dame's first two games of the season.
- ▶ Clausen has registered multiple touchdown passes 12 times over Notre Dame's last 17 games.
- ▶ Clausen has thrown three or more touchdown passes nine times over his Irish career – all over Notre Dame's last 18 games.
- ▶ Clausen eclipsed 300 yards for the third straight game and fifth time over his Irish career.
- ▶ Clausen's 336 yards are the most ever by an Irish signal caller against Michigan.
- ▶ Clausen completed 9-of-17 passes for 113 yards and one touchdown in the fourth quarter.
- ▶ Over his last three games, Clausen has completed 62-of-86 passes (72.1 %) for 1,052 yards with 12 touchdowns and no interceptions. That equates to a 220.9 quarterback efficiency rating.
- ▶ On the drive following Michigan's kickoff return for touchdown (giving the Wolverines a 14-3 lead), Clausen guided a seven play, 76-yard drive to bring Notre Dame within a score of 14-10. He went 3-for-3 on the drive for 56 yards, including a 37-yard strike to Floyd.
- ▶ After the Irish defense then forced the Wolverines into a three and out following the touchdown, Clausen guided another scoring drive. Notre Dame went 69 yards on seven plays before Clausen found Floyd in the corner of the end zone to give the Irish a 17-14 lead. He completed 3-of-4 passes for 55 yards and a touchdown.
- ▶ On Notre Dame's three scoring drives following Michigan's kickoff return for touchdown (two touchdowns and a field goal), Clausen completed 7-for-8 passes for 118 yards and two touchdowns.
- ▶ Clausen attempted 42 passes against Michigan without an interception. The 42 pass attempts were the sixth-most in single-game school history without a pick. Interestingly, Clausen has five of the top 10 best games in terms of most passes in a single game without an interception.
- ▶ Clausen finished the afternoon against Nevada 15-of-18 for 315 yards, four touchdowns and no interceptions. He completed 83.3% of his passes, which ranked tied for sixth-best in Irish single-game history (equaling his effort against Navy on Nov. 15, 2008). Clausen was one of four nominees for the AT&T Player of the Week.
- ▶ Clausen has now posted completion percentages of over 80% in three separate games over his career, making him the only Notre Dame quarterback to post three such games. His trio of games all rank among the top 10 completion percentages in single-game Irish history.

Completion Percentage - Game


1. Steve Beuerlein	90.9	vs. Colorado, Sept. 22, 1984
2. Rick Slager	85.7	at Northwestern, Sept. 25, 1976
Rick Mirer	85.7	at Purdue, Sept. 28, 1991
Jarious Jackson	85.7	vs. Navy, Nov. 14, 1998
5. Jimmy Clausen	84.6	vs. Hawai'i, Dec. 24, 2008
6. Jimmy Clausen	83.3	vs. Nevada, Sept. 5, 2009
Jimmy Clausen	83.3	vs. Navy, Nov. 15, 2008
8. Bob Williams	81.3	at Michigan State, Nov. 5, 1949
9. Brady Quinn	80.5	at Purdue, Oct. 1, 2005

- ▶ Clausen set a school record for average passing yards per attempt against Nevada. His average of 17.50 yards per attempt bested his own previous school record of 15.42 set in the 2008 Hawai'i Bowl. Clausen established school records for single-game yards passing per attempt in consecutive outings.
- ▶ Clausen recorded a pass efficiency rating of 303.67 in the Nevada game, surpassing his career best of 277.63 set in the Hawai'i Bowl last season. The rating was the best by an Irish quarterback in a single game in the Charlie Weis era.
- ▶ Clausen posted the highest completion percentage, efficiency rating, yards per attempt, yards per completion and touchdown to interception ratio of any quarterback in all of the FBS that week. He also threw the second-most touchdowns overall.
- ▶ Clausen tossed touchdown passes of 19 and 24 yards to Rudolph and Floyd, respectively, in the first half. The signal caller was nearly perfect in the opening 15 minutes. Clausen completed 8-of-9 passes for 90 yards and one touchdown in the opening 15 minutes.
- ▶ Clausen set new a career-high for his longest completion when he hooked up with Floyd for 88 yards. The 88-yard completion was the third longest in Notre Dame football history and longest since Nov. 7, 1981 when Blair Kiel found Joe Howard for a school record 96 yards.
- ▶ His four touchdown passes against Nevada rank tied for fifth-best in single-game Irish history.
- ▶ Clausen is the second Irish quarterback to ever have multiple games with at least four touchdown passes.
- ▶ Clausen started all 13 games at quarterback for the Irish in 2008 and recorded the third-most prolific passing season in Notre Dame history. He completed 268 of his 440 pass attempts (60.9 pct) for 3,172 passing yards (244.0 yards per game) on the year and tossed 25 touchdowns. Clausen established records for every major passing category by a sophomore Notre Dame quarterback. The only better statistical seasons were Brady Quinn in 2005 and 2006. He ranked 43rd in passing efficiency nationally at 132.49 and ranked 40th in total offense at 238.38.

- ▶ Clausen completed 22 of 26 passes for 401 yards and five TDs with no interceptions vs. Hawai'i in the Sheraton Hawai'i Bowl. He set individual career bests in completion percentage (84.6 percent), passing yards (401) and TD passes (five). Clausen's statistics also helped set Notre Dame team bowl records in points (49), passing yards (413), passing touchdowns (five) and total yards (478). His passing yards, passing touchdowns and completion percentage were individual bowl records for the Irish. Clausen's completion percentage was the second best by any quarterback at any school in bowl game history.
- ▶ Clausen is only the second Notre Dame quarterback to throw for at least 20 touchdowns in a season (Brady Quinn in 2005 and 2006).
- ▶ Clausen closed the 2008 season with 268 completions, 440 pass attempts, 3,172 yards and 25 touchdowns. He ranked third in single-season Notre Dame history in all three categories. He ranked in the top-five in eight single-season categories including attempts (third), attempts per game (third – 33.8), completions (third), completions per game (third – 20.6), completion percentage (fifth – 60.9 percent), passing yards (third), passing yards per game (third – 244.0) and touchdown passes (third).
- ▶ Clausen had 43 completions of over 20 yards in 2008 after connecting on just 13 in 10 games as a freshman in 2007.
- ▶ Clausen set career-highs in completions (31) and attempts (48) against North Carolina on Oct. 11, 2008. The 31 completions are the fourth-most, the 48 attempts are tied for sixth-most and the 383 yards are eighth-most in Notre Dame single-game history.
- ▶ Clausen went 132 passes without an interception over one stretch in 2008, which was the second longest in school history by a Notre Dame quarterback (only Brady Quinn's 226 straight passes without an interception during the 2006 season was longer).

9 KYLE RUDOLPH

Cincinnati, Ohio (Elder)
Birthdate: 11-9-89



Tight End	SO	6-6	260
-----------	----	-----	-----

Rudolph's Career Highs

Receptions – 5, Stanford (10.4.08) **Receiving Yards** – 78, vs. Hawai'i (12.24.08)
Longest Reception – 29, vs. Hawai'i (12.24.08) **Receiving TDs** – 1, three times

Rudolph's Season Highs

Receptions – 4, Nevada (9.5) **Receiving Yards** – 38, at Michigan (9.12)
Longest Reception – 24, at Michigan (9.12) **Receiving TDs** – 1, Nevada (9.5)

Rudolph's Career Receiving Stats

Year	G-S	Rec	Yds	TD	LG	Rec/G	Avg/C	Avg/G
2008	13-13	29	340	2	29	2.2	11.7	26.2
2009	2-2	7	67	1	24	3.5	9.6	33.5
Total	15-15	36	407	3	29	2.4	11.3	27.1

Rudolph's Game-by-Game

2009	Rec	Yds	Avg	TD	LG
*NEV (9.5)	4	29	7.3	1	19
*at UM (9.12)	3	38	12.7	0	24

MSU (9.19)
at PUR (9.26)
WASH (10.3)
USC (10.17)
BC (10.24)
vs. WSU (10.31)
NAVY (11.7)
at PITT (11.14)
UCONN (11.21)
at STAN (11.28)

* - games started

Tidbits

- ▶ Rudolph is a member Irish Leadership Committee despite being just a sophomore. He also is the only sophomore on the 2009 Mackey Award Watch List.
- ▶ Of Rudolph's seven receptions this season, three have resulted in first downs and another went for a touchdown.
- ▶ Rudolph had three receptions for 38 yards last week against Michigan. He did have a 76-yard grab nullified due to a holding penalty.
- ▶ Rudolph had four receptions for 29 yards and one touchdown in the 35-0 victory over Nevada. The touchdown was the third of his career. Two of Rudolph's grabs gave the Irish first downs, including his 19-yard TD snag on 3rd and 16.

- ▶ The Irish figured to struggle to find an immediate replacement in 2008 for John Carlson, one of the most prolific tight ends in school history. Carlson started each of the last 23 games in which he appeared and recorded the second-most receptions (100) and third-most receiving yards (1,093) for a career by a Notre Dame tight end.
- ▶ Rudolph exploded onto the scene in 2008. A USA Today first-team All-American and considered by most recruiting sites as the top tight end in the nation, Rudolph started all 13 games last season and became the first Notre Dame rookie tight end to ever start a season opener.
- ▶ Rudolph recorded single-game highs in both receptions (5) and receiving yards (70) against Stanford on Oct. 4, 2008. Rudolph also added his second career touchdown reception against the Cardinals.
- ▶ With his first reception against Pittsburgh on Nov. 1, 2008, Rudolph established a new school record for receptions by a Notre Dame freshman tight end. He broke Ken McAfee's record of 14 catches in 1974.
- ▶ With his 12-yard reception against Syracuse on Nov. 22, 2008 midway through the second quarter, Rudolph eclipsed Dean Maszta's school record for most receiving yards by a freshman tight end. Maszta had 236 yards receiving on 13 receptions in 1978.
- ▶ Rudolph owns the school record for rookie tight ends in both receptions (29) and receiving yards (340).
- ▶ Rudolph caught four passes for a career-high 78 yards in the Hawai'i Bowl victory. He had a 29-yard reception against the Warriors to set a new career-long reception.
- ▶ Here is how Rudolph's season compared to four other outstanding Notre Dame rookie tight ends (Brown and McAfee each were named first team All-Americans later in their career).


Player (Year)	Rec.	Yds.	Avg.	TD
Kyle Rudolph (2008)	*29	*340	11.7	2
Ken McAfee (1974)	14	146	10.4	1
Dean Maszta (1978)	13	236	18.2	0
Derek Brown (1988)	12	150	12.5	*3
Jabari Holloway (1997)	8	144	18.0	1

* Notre Dame rookie single-season TE records

- ▶ Rudolph became the first Irish freshman tight end to record a touchdown reception in 11 years in the victory over Purdue. Jabari Holloway was the last Notre Dame tight end to do so in a 33-15 loss at Stanford in 1997. He broke the drought with his five-yard grab of a Jimmy Clausen pass in the third quarter as the Irish extended their lead to 28-14 over the Boilermakers.
- ▶ Rudolph is the first Notre Dame rookie tight end to haul in touchdown passes in consecutive weeks (Purdue and Stanford) since Derek Brown did during the 1988 season. Ironically enough, Brown also did it in victories over both Purdue and Stanford.

10 DAYNE CRIST

Canoga Park, Calif. (Notre Dame)
Birthdate: 10-9-89



Quarterback	SO	6-4	235
-------------	----	-----	-----

Crist's Season/Career Highs

Pass Attempts – 2, Nevada (9.5) **Pass Completions** – 2, Nevada (9.5)
Passing Yards – 17, Nevada (9.5) **Longest Completion** – 15, Nevada (9.5)
Completion % – 100.0 (2-for-2), Nevada (9.5) **Passing YPA** – 8.5, Nevada (9.5)
Passing YPC – 8.5, Nevada (9.5) **Passing Efficiency** – 171.4, Nevada (9.5)

Crist's Career Passing Stats

Year	G-S	Comp	Att	INT	Yds	TD	LG	Pct	Avg/P	Avg/G	Effic
2009	1-0	2	2	0	17	0	15	100.0	8.5	17.0	171.4

Crist's Game-by-Game

2009	Comp	Att	INT	Yds	TD	LG	Pct	Avg/P	Effic
NEV (9.5)	2	2	0	17	0	15	100.0	8.5	171.4
at UM (9.12)						DNP			

MSU (9.19)
at PUR (9.26)
WASH (10.3)
USC (10.17)
BC (10.24)
vs. WSU (10.31)
NAVY (11.7)
at PITT (11.14)
UCONN (11.21)
at STAN (11.28)

* - games started

13

EVAN SHARPLEY

Marshall, Mich. (Marshall)
Birthdate: 11-4-86



Quarterback	SR	6-2	217
-------------	----	-----	-----

Sharpley's Career Highs

Carries – 10, twice
Longest Rush – 13, vs. Navy (11.3.07)
Pass Completions – 17, twice
Longest Completion – 43, at Purdue (9.29.07)
Interceptions – 1, three times
Passing YPA – 8.0, at Purdue (9.29.07)
Passing Efficiency – 146.43, at Purdue (9.29.07)

Rushing Yards – 3, vs. Navy (11.3.07)
Pass Attempts – 33, vs. USC (10.20.07)
Passing Yards – 208, at Purdue (9.29.07)
Passing TDs – 2, twice
Completion % – 76.9 (10-for-13), vs. Georgia Tech (9.1.07)
Passing YPC – 13.0, at Purdue (9.29.07)

Sharpley's Career Passing Stats

Year	G-S	Comp	Att	INT	Yds	TD	LG	Pct	Avg/P	Avg/G	Effc
2005					DNP						
2006	8-0	1	2	0	7	0	7	50.0	3.5	0.9	79.4
2007	8-2	77	140	3	736	5	43	55.0	5.3	92.0	106.7
2008	3-0	3	5	0	18	0	6	60.0	3.6	6.0	90.2
2009	0-0	0	0	0	0.0	0	0	0	0	0.0	0
Total	19-2	81	147	3	761	5	43	55.1	5.2	40.1	105.7


Tidbits

- ▶ Sharpley returned to campus for his fifth year of eligibility following an outstanding summer with the Seattle Mariners' Arizona League rookie ball club.
- ▶ Led the team in games played (37), runs scored (31), hits (44), doubles (12), home runs (seven), RBI (29), total bases (81), walks (21), slugging percentage (.614) and batting average (.333). He also ranked among the top 10 in the entire league in games played (t-1st), home runs (t-3rd), total bases (t-3rd), hits (4th), walks (t-3rd), slugging percentage (4th), OPS (4th), doubles (t-4th), on-base percentage (t-4th), runs (6th), RBI (7th) and batting (10th).
- ▶ Sharpley was selected in the 50th round of the 2009 MLB First-Year Player draft by the Mariners.

18

DUVAL KAMARA

Jersey City, N.J. (Hoboken)
Birthdate: 3-1-89



Wide Receiver	JR	6-5	219
---------------	----	-----	-----

Kamara's Career Highs

Receptions – 6, twice
Longest Reception – 35, at Stanford (11.24.07)
Carries – 1, at Michigan (9.12.09)
Longest Rush – 10, at Michigan (9.12.09)

Receiving Yards – 93, at Stanford (11.24.07)
Receiving TDs – 2, Navy (11.3.07)
Rushing Yards – 10, at Michigan (9.12.09)

Kamara's Season Highs

Receptions – 1, at Michigan (9.12)
Longest Reception – 6, at Michigan (9.12)
Rushing Yards – 10, at Michigan (9.12)

Receiving Yards – 6, at Michigan (9.12)
Carries – 1, at Michigan (9.12)
Longest Rush – 10, at Michigan (9.12)

Kamara's Career Receiving Stats

Year	G-S	Rec	Yds	TD	LG	Rec/G	Avg/C	Avg/G
2007	11-5	32	357	4	35	2.9	11.2	32.5
2008	13-9	20	206	1	28	1.5	10.3	15.8
2009	2-1	1	6	0	6	0.5	6.0	3.0
Total	26-15	53	569	5	35	2.0	10.7	21.9

Kamara's Game-by-Game

2009	Rec	Yds	Avg	TD	LG
NEV (9.5)	0	0	0.0	0	0
*at UM (9.12)	1	6	6.0	0	6
MSU (9.19)					
at PUR (9.26)					
WASH (10.3)					
USC (10.17)					
BC (10.24)					
vs. WSU (10.31)					
NAVY (11.7)					
at PITT (11.14)					
UCONN (11.21)					
at STAN (11.28)					

* - games started


Tidbits

- ▶ Notre Dame's biggest wide receiver.
- ▶ Kamara took a swing pass and raced 10 yards for a first down against Michigan, but was credited with his first career rush as the pass was caught behind the line of scrimmage. He also added a six-yard reception.
- ▶ Had arthroscopic surgery on right knee on Tuesday, Aug. 11 to repair cartilage and returned to full-go on Tuesday, Sept. 1.
- ▶ Set school records for receptions and receiving yards by an Irish rookie in 2007 (both marks broken in 2008 by Michael Floyd).
- ▶ Has one career multi-touchdown game.
- ▶ Key member of talented group of receivers on Irish roster that are ranked as the best in the nation by Phil Steele, second-best by Athlon and fourth by Lindy's.
- ▶ Ranked as the 22nd-best receiver in the nation by Phil Steele.

23

GOLDEN TATE

Hendersonville, Tenn. (Hendersonville)
Birthdate: 8-2-88



Wide Receiver	JR	5-11	195
---------------	----	------	-----

Tate's Career Highs

Receptions – 9, at Michigan (9.12.09)
Longest Reception – 69, vs. Hawai'i (12.24.08)
Carries – 2, at Washington (10.25.08)
Longest Rush – 24, at Michigan State (9.20.08)
Longest Kick Return – 40, at Michigan (9.15.07)
Kick Returns – 5, twice
Punt Return Yards – 50, vs. Navy (11.15.08)
Most All-Purpose Yards – 223, Syracuse (11.22.08)

Receiving Yards – 177, vs. Hawai'i (12.24.08)
Receiving TDs – 3, vs. Hawai'i (12.24.08)
Rushing Yards – 24, at Michigan State (9.20.08)
Rushing TDs – 1, at Washington (10.25.08)
Kick Return Yards – 133, at Michigan (9.15.07)
Longest Punt Return – 42, at Boston College (11.8.08)
Punt Returns – 6, vs. Navy (11.15.08)

Tate's Season Highs

Receptions – 9, at Michigan (9.12)
Longest Reception – 36, Nevada (9.5)
Rushing Yards – 5, at Michigan (9.12)
Longest Punt Return – 2, Nevada (9.5)
Punt Returns – 1, Nevada (9.5)

Receiving Yards – 115, at Michigan (9.12)
Carries – 1, twice
Longest Rush – 5, at Michigan (9.12)
Punt Return Yards – 2, Nevada (9.5)
Most All-Purpose Yards – 120, at Michigan (9.12)

Tate's Career Receiving Stats

Year	G-S	Rec	Yds	TD	LG	Rec/G	Avg/C	Avg/G
2007	12-2	6	131	1	43	0.5	21.8	10.9
2008	13-8	58	1080	10	69	4.5	18.6	83.1
2009	2-2	12	174	2	36	6.0	14.5	87.0
Total	24-12	76	1385	13	69	2.8	18.2	51.3

Tate's Career All-Purpose Stats

Year	Rush	RCV	PR	KR	IR	Total	Avg/G
2007	4	131	0	326	0	461	38.4
2008	37	1080	116	521	0	1754	134.9
2009	8	174	-2	0	0	180	90.0
Total	49	1385	114	847	0	2395	88.7

Tate's Game-by-Game

2009	Receiving				Rushing					
	Rec	Yds	Avg	TD	LG	Att	Yds	Avg	LG	TD
*NEV (9.5)	3	59	19.7	0	36	1	3	3.0	3	0
*at UM (9.12)	9	115	12.8	2	27	1	5	5.0	5	0
MSU (9.19)										
at PUR (9.26)										
WASH (10.3)										
USC (10.17)										
BC (10.24)										
vs. WSU (10.31)										
NAVY (11.7)										
at PITT (11.14)										
UCONN (11.21)										
at STAN (11.28)										

* - games started

Tidbits

- ▶ Tate ranks among the top FBS receivers in the nation in receiving yards per game (87.0, t-30th), receptions per game (6.0, t-30th), total receiving yards (174, t-32nd) and yards per catch (14.5, 38th).
- ▶ Tate has already registered eight catches that have resulted in first downs and four have come on a first down play.
- ▶ Tate hauled in nine catches for 115 yards last week against Michigan. Tate, who had two catches of over 20 yards, has now recorded 25 receptions of at least 20 yards and 18 catches have gained at least 30 yards over his career.
- ▶ Tate has registered multiple receiving touchdowns in three games over his career and all three have occurred in the last five games for Notre Dame.
- ▶ Tate eclipsed the 100-yard receiving mark for the seventh time of his career last week against Michigan. Tate is now tied for fourth all-time in the Irish annals for 100-yard receiving games (Maurice Stovall, 2002-05).

Games with 100 Yards - Season

1. Tom Gatewood, Jr. 8 (1970)
2. Maurice Stovall, Sr. 6 (2005)
3. **Golden Tate, So. 5 (2008)**
Jeff Samardzija, Jr. 5 (2005)
5. Michael Floyd, Fr. 4 (2008)
Jeff Samardzija, Sr. 4 (2006)
Tom Gatewood, So. 4 (1969)

Games with 100 Yards - Career

1. Tom Gatewood 13 (1969-71)
2. Derrick Mayes 9 (1992-95)
Jeff Samardzija 9 (2003-06)
4. **Golden Tate 7 (2007-)**
Maurice Stovall 7 (2002-05)
6. Jim Seymour 6 (1966-68)
Tim Brown 6 (1984-87)

- ▶ Tate's nine receptions are the most by an Irish player in the all-time series with the Wolverines, besting the previous high of seven set by three different players (most recently Darius Walker in 2006).
- ▶ Tate also tied five other Irish players (most recently junior RB Robert Hughes in 2008) with the most touchdowns in a single game against the Wolverines in the series.
- ▶ Tate hooked up with Clausen for his 12th career touchdown reception to bring Notre Dame within four, 14-10, early in the second quarter.
- ▶ Tate added his second touchdown catch of the afternoon and 13th of his career with 9:46 to go in the fourth quarter to bring the Irish within five points at 31-26. Tate moved into sole possession of eighth place on the all-time Irish receiving touchdowns list.

Touchdown Receptions

1. Jeff Samardzija 27 (2003-06)
2. Derrick Mayes 22 (1992-95)
Rhema McKnight 22 (2002-06)
4. Tom Gatewood 19 (1969-71)
5. Maurice Stovall 18 (2002-05)
6. Jim Seymour 16 (1966-68)
7. Ken MacAfee 15 (1974-77)
8. **Golden Tate 13 (2007-)**
9. Tim Brown 12 (1984-87)
Bobby Brown 12 (1996-99)

▶ Tate totaled 203 all-purpose yards (177 receiving, 17 kick, nine punt) and three touchdowns in the 49-21 rout of Hawai'i in the 2008 Hawai'i Bowl. His 177 receiving yards and three TDs were career-bests. One of his touchdowns went for 69 yards, which was the longest play from scrimmage on the year for the Irish and longest of Tate's career. Tate set school bowl game records for receiving yards and receiving touchdowns.

- ▶ Tate ranked 28th in the NCAA FBS in receiving yards per game (83.08) and tied for 83rd in receptions per game (4.46) in 2008.
- ▶ Tate also tied for 16th in the nation with 10 receiving touchdowns last season.
- ▶ Among players with at least 4.46 receptions per game last year, Tate ranked second in the NCAA FBS with a 18.62 yards per reception average.

Name, School	Rec.	Yds	Rec./G	Avg./Rec.
Marko Mitchell, Nevada	61	1,141	4.69	18.70
Golden Tate, Notre Dame	58	1,080	4.46	18.62
Hakeem Nicks, North Carolina	68	1,222	5.23	17.97
Aldrick Robinson, SMU	59	1,047	5.90	17.75
Rashaun Greer, Colorado State	63	1,114	4.85	17.68

▶ Tate led the Irish in all-purpose yards (1,754), receptions (10), receiving yards (1,080), receiving touchdowns (10) and total touchdowns (11). His 1,754 all-purpose yards ranked third in Irish history. Tate's 58 catches tied him for seventh-most in a season at Notre Dame and his 1,080 receiving yards were the fifth-most in Irish history. He tallied five games with at least 100 receiving yards – tied for third-most in a season. Tate registered 18 receptions of at least 20 yards and 15 receptions of at least 30 yards. His 10 TD catches was the sixth-most in a Notre Dame season.

▶ Tate became the sixth Notre Dame wideout to ever surpass 1,000 receiving yards in a single season. Here is how he compared to those record setting seasons:

Player (Year)	Rec.	Yds.	Avg.	TD
Jeff Samardzija (2005)	77	1,249	16.2	15
Maurice Stovall (2005)	69	1,149	16.7	11
Tom Gatewood (1970)	77	1,123	14.6	7
Jack Snow (1964)	60	1,114	18.6	9
Golden Tate (2008)	58	1,080	18.6	10
Jeff Samardzija (2006)	78	1,017	13.0	12

▶ Registered a career-best 223 all-purpose yards in the home finale against Syracuse on Nov. 22, 2008. He eclipsed 185 all-purpose yards in six games in 2008.


Most All-Purpose Yards In Single-Season History

	Total	Rush	Rec.	PR	KR	Year
1. Tim Brown*	1937	254	910	75	698	1986
2. Tim Brown	1847	144	846	401	456	1987
3. Golden Tate	1754	37	1080	116	521	2008
4. Raghbir Ismail	1723	537	699	151	336	1990
5. Allen Pinkett	1682	1394	288	-	-	1983
6. Darius Walker	1658	1267	391	-	-	2006
7. Raghbir Ismail	1628	478	535	502	113	1989
8. Autry Denson	1627	1179	111	196	141	1996
9. Autry Denson	1604	1268	175	68	93	1997
10. Armando Allen	1549	585	355	66	543	2008

*Brown also holds season per game record at 176.1 (1937 in 11)

25

JONAS GRAY



Pontiac, Mich. (Detroit Country Day School)

Birthdate: 6-27-90

Halfback

50

5-10

220

Gray's Career Highs

- Carries** – 9, twice
- Longest Rush** – 19, twice
- Receiving Yards** – 7, at Michigan (9.12.09)
- Kickoff Returns** – 1, twice
- Longest Kickoff Return** – 5, at UNC (10.11.08)
- Rushing Yards** – 61, at Washington (10.25.08)
- Receptions** – 1, twice
- Longest Reception** – 7, at Michigan (9.12.09)
- Kickoff Return Yards** – 5, at UNC (10.11.08)

Gray's Season Highs

- Carries** – 9, Nevada (9.5)
- Longest Rush** – 19, Nevada (9.5)
- Receiving Yards** – 7, at Michigan (9.12)
- Rushing Yards** – 50, Nevada (9.5)
- Receptions** – 1, twice
- Longest Reception** – 7, at Michigan (9.12)

Gray's Career Rushing Stats

Year	G-S	Att	Yds	TD	LG	Avg/C	Avg/G
2008	7-0	21	90	0	19	4.3	12.9
2009	2-0	12	50	0	19	4.2	25.0
Total	9-0	33	140	0	19	4.2	15.6

Gray's Game-by-Game

2009	Rushing					Receiving				
	Att	Yds	Avg	LG	TD	Rec	Yds	Avg	TD	LG
NEV (9.5)	9	50	5.6	19	0	1	5	5.0	0	5
at UM (9.12)	3	0	0.0	4	0	1	7	7.0	0	7
MSU (9.19)										
at PUR (9.26)										
WASH (10.3)										
USC (10.17)										
BC (10.24)										
vs. WSU (10.31)										
NAVY (11.7)										
at PITT (11.14)										
UCONN (11.21)										
at STAN (11.28)										

* - games started

32

THEO RIDDICK

Manville, N.J. (Immaculata)
Birthdate: 5-4-91

Halfback
FR
5-10
195

Riddick's Season/Career Highs

Carries – 5, Nevada (9.5) **Rushing Yards** – 19, Nevada (9.5)
Longest Rush – 9, Nevada (9.5) **Kickoff Returns** – 1, twice
Kickoff Return Yards – 23, twice **Longest Kick Return** – 23, twice

Riddick's Career Rushing Stats

Year	G-S	Att	Yds	TD	LG	Avg/C	Avg/G
2009	2-0	6	19	0	9	3.2	9.5

Riddick's Career Kickoff Return Stats

Year	G-S	No	Yds	TD	LG	Avg/R	Avg/G
2009	2-0	2	46	0	23	23.0	23.0

Riddick's Career All-Purpose Stats

Year	G-S	Rush	Rcv	PR	KR	IR	Total	Avg/G
2009	2-0	19	0	0	46	0	65	32.5

Riddick's Game-by-Game

2009	Rushing					Receiving				
	Att	Yds	Avg	LG	TD	Rec	Yds	Avg	TD	LG
NEV (9.5)	5	19	3.8	9	0	0	0	0.0	0	0
at UM (9.12)	1	0	0.0	0	0	0	0	0.0	0	0
MSU (9.19)										
at PUR (9.26)										
WASH (10.3)										
USC (10.17)										
BC (10.24)										
vs. WSU (10.31)										
NAVY (11.7)										
at PITT (11.14)										
UCONN (11.21)										
at STAN (11.28)										

* - games started

33

ROBERT HUGHES

Chicago, Ill. (Hubbard)
Birthdate: 6-21-89

Halfback
JR
5-11
234

Hughes' Career Highs

Carries – 19, Michigan (9.13.08) **Rushing Yards** – 136, at Stanford (11.24.07)
Longest Rush – 45, at Stanford (11.24.07) **Rushing TDs** – 2, Michigan (9.13.08)
Kickoff Returns – 2, twice **Kickoff Return Yards** – 18, at Purdue (9.29.07)
Longest Kick Return – 15, Michigan State (9.22.07) **Receptions** – 3, three times
Receiving Yards – 32, San Diego State (9.6.08) **Longest Reception** – 15, at North Carolina (10.11.08)

Hughes' Season Highs

Carries – 6, Nevada (9.5) **Rushing Yards** – 20, Nevada (9.5)
Longest Rush – 8, Nevada (9.5)

Hughes' Career Rushing Stats

Year	G-S	Att	Yds	TD	LG	Avg/C	Avg/G
2007	11-1	53	294	4	45	5.5	26.7
2008	12-3	112	382	4	18	3.4	31.8
2009	2-0	7	20	0	8	2.9	10.0
Total	25-4	172	696	8	45	4.0	27.8

Hughes' Career Receiving Stats

Year	G-S	Rec	Yds	TD	LG	Rec/G	Avg/C	Avg/G
2007	11-1	3	17	0	13	0.3	5.7	1.5
2008	12-3	14	93	0	15	1.2	6.6	7.8
2009	2-0	0	0	0	0	0.0	0.0	0.0
Total	25-4	17	110	0	15	0.7	6.5	4.4

Hughes' Game-by-Game Rushing

2009	Rushing					Receiving				
	Att	Yds	Avg	LG	TD	Rec	Yds	Avg	TD	LG
NEV (9.5)	6	20	3.3	8	0	0	0	0.0	0	0
at UM (9.12)	1	0	0.0	0	0	0	0	0.0	0	0
MSU (9.19)										
at PUR (9.26)										
WASH (10.3)										
USC (10.17)										
BC (10.24)										
vs. WSU (10.31)										
NAVY (11.7)										
at PITT (11.14)										
UCONN (11.21)										
at STAN (11.28)										

* - games started

Tidbits

- ▶ Recorded a pair of 100-yard career rushing games and one multi-touchdown game.
- ▶ Took over the starting fullback duties for the injured James Aldridge.

34 JAMES ALDRIDGE



St. Louis, Mo. (Merrillville, Ind.)
 Birthdate: 7-6-87

Fullback

SR

6-0

225

Aldridge's Career Highs

Carries – 32, Navy (11.3.07)

Longest Rush – 43, Michigan State (9.22.07)

Receptions – 3, at UCLA (10.6.07)

Longest Reception – 11, at UCLA (10.6.07)

Kickoff Return Yards – 15, Syracuse (11.22.08)

Rushing Yards – 125, Navy (11.3.07)

Rushing TDs – 2, at Washington (10.25.08)

Receiving Yards – 18, at UCLA (10.6.07)

Kickoff Returns – 1, Syracuse (11.22.08)

Longest Kickoff Return – 15, Syracuse (11.22.08)

Aldridge's Season Highs

Carries – 3, Nevada (9.5)

Longest Rush – 9, Nevada (9.5)

Rushing Yards – 13, Nevada (9.5)

Aldridge's Career Rushing Stats

Year	G-S	Att	Yds	TD	LG	Avg/C	Avg/G
2006	7-0	37	142	0	13	3.8	20.3
2007	11-5	121	463	0	43	3.8	42.1
2008	12-1	91	357	3	19	3.9	29.8
2009	1-0	3	13	0	9	4.3	13.0
Total	31-6	252	975	3	43	3.9	31.5

Aldridge's Career Receiving Stats

Year	G-S	Rec	Yds	TD	LG	Rec/G	Avg/C	Avg/G
2006	7-0	0	0	0	0	0.0	0.0	0.0
2007	11-5	5	30	0	11	0.5	6.0	2.7
2008	12-1	3	1	0	6	0.2	0.3	0.1
2009	1-0	0	0	0	0	0.0	0.0	0.0
Total	31-6	8	31	0	11	0.3	3.9	1.0

Aldridge's Game-by-Game

2009	Rushing				Receiving					
	Att	Yds	Avg	LG	TD	Rec	Yds	Avg	TD	LG
NEV (9.5)	3	13	4.3	9	0	0	0	0.0	0	0
at UM (9.12)										
MSU (9.19)										
at PUR (9.26)										
WASH (10.3)										
USC (10.17)										
BC (10.24)										
vs. WSU (10.31)										
NAVY (11.7)										
at PITT (11.14)										
UCONN (11.21)										
at STAN (11.28)										

* - games started

Tidbits

- Has eclipsed 100 rushing yards in a game twice in his career and has averaged at least 5.0 yards per carry in eight contests.
- Moved to fullback in spring drills and opens training camp as the starter.
- Missed the Michigan game due to an injured shoulder.

55 ERIC OLSEN



Staten Island, N.Y. (Brooklyn Poly Prep)
 Birthdate: 6-16-88

Center/Guard

SR

6-5

305

Olsen's Career Stats

Year	G-GS	Time
2006	8-0	20:45
2007	11-6	171:45
2008	13-13	348:12
2009	2-2	--
Total	34-21	540:42

Tidbits

- Olsen is one of four Irish captains.
- Fiesty and aggressive lineman has the second-longest consecutive games started streak on the roster and has started the third-most games of any Irish player on the roster.
- Started 21 consecutive contests (19 at left guard, two at center) and played in 34 games in his career.
- One of the leaders of the offensive line and moves to center from left guard for his senior year.
- One of four returning starters on the offensive line and one of six linemen with starting experience.

59 CHRIS STEWART



Spring, Texas (Klein)
 Birthdate: 9-12-87

Offensive Guard

SR

6-5

330

Stewart's Career Stats

Year	G-GS	Time
2006	DNP	
2007	6-0	46:44
2008	10-10	242:53
2009	2-2	--
Total	18-12	288:37

Tidbits

- Settled in nicely at offensive guard for the Irish in 2008 after bouncing around for his first two seasons.
- Began Notre Dame career as an offensive lineman but tried playing defensive line during spring of 2007 before returning to offensive line during '07 training camp.
- Played in 18 games over the past three seasons and started 12 games (10 in 2008).
- Moves from right guard to left guard in '09 and opens the season as the starter.

72 PAUL DUNCAN

Dallas, Ga. (East Paulding)
Birthdate: 6-18-87



Offensive Tackle	SR	6-7	315
------------------	----	-----	-----

Duncan's Career Stats

Year	G-GS	Time
2005	5-0	23:45
2006	12-0	52:09
2007	12-12	301:44
2008	DNP	
2009	2-2	--
Total	31-14	376:38

Tidbits

- ▶ Veteran member of the offensive line and one of two players who returns for a fifth year on the offensive side of the ball.
- ▶ Enjoyed a solid spring practice and enters '09 as the starter at left tackle.
- ▶ Started 14 of 31 career games played for the Irish including four starts at left tackle and 10 starts at right tackle (started 12 games in 2007).
- ▶ Logged 376:38 of playing time at Notre Dame.
- ▶ One of six members of the Irish offensive line in '09 with starting experience.

74 SAM YOUNG

Coral Springs, Fla. (St. Thomas Aquinas)
Birthdate: 6-24-87



Offensive Tackle	SR	6-8	320
------------------	----	-----	-----

Young's Career Stats

Year	G-GS	Time
2006	13-13	289:17
2007	12-12	310:08
2008	13-13	380:41
2009	2-2	--
Total	40-40	980:06

Tidbits

- ▶ Serves on the Irish Leadership Committee.
- ▶ Notre Dame's top returning offensive lineman enters his final season with the possibility of setting the school record for most starts in a career.
- ▶ Has started all 40 games of his career and is the only Notre Dame offensive lineman to have started every game since his freshman year.
- ▶ Became the first Irish offensive lineman to make his debut as a freshman in the season opener since freshmen regained eligibility in 1972.
- ▶ Veteran leader of the offense has more starts under his belt than any other player on the roster.
- ▶ Started 30 games at right tackle and 10 games at left tackle in his career.
- ▶ Started his first 15 games at Notre Dame, all 13 games in 2008 and the first two games of 2009 at right tackle.
- ▶ One of four returning starters on the offensive line in 2009.

78 TREVOR ROBINSON

Elkhorn, Neb. (Elkhorn)
Birthdate: 5-16-90



Offensive Guard	SO	6-5	305
-----------------	----	-----	-----

Robinson's Career Stats


Year	G-GS	Time
2008	11-3	190:07
2009	2-2	--
Total	13-5	190:07

Tidbits

- ▶ Strong, versatile offensive lineman has already appeared in 13 games early on in his Notre Dame career.
- ▶ Registered three starts as a freshman, logging 190:07 of playing time and making 23 appearances on special teams.
- ▶ Missed spring practice while recovering from an injury but opens 2009 as the starter at right guard.

82 ROBBY PARRIS

Olmstead Falls, Ohio (St. Ignatius)
Birthdate: 12-3-87



Wide Receiver	SR	6-3	205
---------------	----	-----	-----

Parris' Career Highs

Receptions – 7, at Purdue (9.29.07) **Receiving Yards** – 94, Boston College (10.13.07)
Longest Reception – 35, at Penn State (9.8.07) **Receiving TDs** – 1, Boston College (10.13.07)

Parris' Season Highs

Receptions – 1, Nevada (9.5) **Receiving Yards** – 10, Nevada (9.5)
Longest Reception – 10, Nevada (9.5)

Parris' Career Stats

Year	G-S	Rec	Yds	TD	LG	Rec/G	Avg/C	Avg/G
2006	6-0	1	7	0	7	0.2	7.0	1.2
2007	12-4	29	361	1	35	2.4	12.4	30.1
2008	7-0	9	50	0	12	1.3	5.6	7.1
2009	2-0	1	10	0	10	0.5	10.0	5.0
Total	27-4	40	428	1	35	1.5	10.7	15.9

Parris' Game-by-Game

2009	Rec	Yds	Avg	TD	LG
NEV (9.5)	1	10	10.0	0	10
at UM (9.12)	0	0	0.0	0	0
MSU (9.19)					
at PUR (9.26)					
WASH (10.3)					
USC (10.17)					
BC (10.24)					
vs. WSU (10.31)					
NAVY (11.7)					
at PITT (11.14)					
UCONN (11.21)					
at STAN (11.28)					

* – games started

83 MIKE RAGONE

Camden, N.J. (Camden Catholic)
 Birthdate: 2-18-88

Tight End

JR

6-5

251

2 DARRIN WALLS

Pittsburgh, Pa. (Woodland Hills)
 Birthdate: 6-20-88

Cornerback

SR

6-2

190

Ragone's Career Highs

Receptions – 1, Navy (11.3.07)

Receiving Yards – 7, Navy (11.3.07)

Longest Reception – 7, Navy (11.3.07)

Ragone's Career Stats

Year	G-S	Rec	Yds	TD	LG	Rec/G	Avg/C	Avg/G
2007	11-0	1	7	0	7	0.1	7.0	0.6
2008	DNP							
2009	2-1	0	0	0	0	0.0	0.0	0.0
Total	13-1	1	7	0	7	0.1	7.0	0.5

Ragone's Game-by-Game

2009	Rec	Yds	Avg	TD	LG
*NEV (9.5)	0	0	0.0	0	0
at UM (9.12)	0	0	0.0	0	0
MSU (9.19)					
at PUR (9.26)					
WASH (10.3)					
USC (10.17)					
BC (10.24)					
vs. WSU (10.31)					
NAVY (11.7)					
at PITT (11.14)					
UCONN (11.21)					
at STAN (11.28)					

* - games started

Tidbits

► Made first career start against Nevada in the season opener.

Walls' Career Highs

Total Tackles – 7, at Michigan (9.12.09)

Assisted Tackles – 4, Duke (11.17.07)

Interceptions – 1, at Penn State (9.8.07)

INT Return TD – 73, at Penn State (9.8.07)

Pass Breakups – 2, twice

Solo Tackles – 4, twice

Tackles For Loss – 2.0, Navy (11.3.07)

Longest INT Return – 73, at Penn State (9.8.07)

Forced Fumbles – 1, twice

Walls' Season Highs

Total Tackles – 7, at Michigan (9.12)

Assisted Tackles – 3, at Michigan (9.12)

Pass Breakups – 1, at Michigan (9.12)

Solo Tackles – 4, at Michigan (9.12)

Tackles For Loss – 1.0, at Michigan (9.12)

Walls' Career Stats

Year	G-S	Tackles				Fumbles				
		TT	UT	AT	TFL	Scks	FF	FR	PBU	INT
2006	8-2	4	4	0	0.0-0	0.0-0	0	0-0	1	0-0
2007	12-11	32	23	9	2.5-17	0.0-0	2	0-0	9	1-73
2008					DNP					
2009	2-1	7	4	3	1.0-1	0.0-0	0	0-0	1	0-0
Total	22-14	43	31	12	3.5-18	0.0-0	2	0-0	11	1-73

Year	No.	Kickoff			Punt					
		Yards	Avg.	TD	LG	No.	Yards	Avg.	TD	LG
2006	5	84	16.8	0	28	0	0	0.0	0	0

Walls' Game-by-Game

2009	TT	UT	AT	TFL	Scks	FF	FR	PBU	INT
NEV (9.5)	0	0	0	0.0-0	0.0-0	0	0	0	0
*at UM (9.12)	7	4	3	1.0-1	0.0-0	0	0	1	0
MSU (9.19)									
at PUR (9.26)									
WASH (10.3)									
USC (10.17)									
BC (10.24)									
vs. WSU (10.31)									
NAVY (11.7)									
at PITT (11.14)									
UCONN (11.21)									
at STAN (11.28)									


* - games started

Tidbits

- One of the top defensive players on the Irish roster looks to continue his growth from his first two years of action.
- Started at left cornerback as a sophomore (2007) and was used in nickel situations during freshman season (2006) before leaving school for personal reasons in 2008.
- Set a career-high with seven tackles last week against Michigan. Walls also equaled his career-best total for solo stops with four.

5

MANTI TE'O



Laie, Hawai'i (Punahou)
Birthdate: 1-26-91

Linebacker

FR

6-2

244

Te'o's Career/Season Highs

Total Tackles – 2, twice **Solo Tackles** – 2, Nevada (9.5)
Tackles For Loss – 1.0, at Michigan (9.12)

Te'o's Career Stats

Year	G-S	Tackles			Fumbles					
		TT	UT	AT	TFL	Scks	FF	FR	PBU	INT
2009	2-1	4	3	1	1.0-2	0.0-0	0	0-0	0	0-0

Te'o's Game-by-Game

2009	TT	UT	AT	TFL	Scks	FF	FR	PBU	INT
NEV (9.5)	2	2	0	0.0-0	0.0-0	0	0	0	0
*at UM (9.12)	2	1	1	1.0-2	0.0-0	0	0	0	0
MSU (9.19)									
at PUR (9.26)									
WASH (10.3)									
USC (10.17)									
BC (10.24)									
vs. WSU (10.31)									
NAVY (11.7)									
at PITT (11.14)									
UCONN (11.21)									
at STAN (11.28)									


* - games started

Tidbits

- ▶ Registered a solo tackle on his first career defensive play against Nevada last weekend.
- ▶ Te'o registered his first career start in an Irish uniform last week against Michigan. He became the first Notre Dame freshman to start at linebacker since Brian Smith in 2007. Te'o picked up his first tackle for loss against the Wolverines.

8

RAESHON MCNEIL



Cooleemee, N.C. (Davie County)
Birthdate: 12-25-87

Cornerback

SR

6-0

190

McNeil's Career Highs

Total Tackles – 6, twice **Solo Tackles** – 5, at North Carolina (10.11.08)
Assisted Tackles – 4, Syracuse (11.22.08) **Tackles For Loss** – 1.0, at Stanford (11.24.07)
Sacks – 1.0, at Stanford (11.24.07) **Interceptions** – 2, Pittsburgh (11.8.08)
INT Return Yards – 47, Pittsburgh (11.8.08) **Longest INT Return** – 43, Pittsburgh (11.8.08)
Pass Breakups – 3, at Boston College (11.8.08)

McNeil's Season Highs

Total Tackles – 5, at Michigan (9.12) **Solo Tackles** – 4, at Michigan (9.12)
Assisted Tackles – 1, at Michigan (9.12)

McNeil's Career Stats

Year	G-S	Tackles				Fumbles					
		TT	UT	AT	TFL	Scks	FF	FR	PBU	INT	
2006	11-0	4	2	2	0.0-0	0.0-0	0	0-0	0	0-0	
2007	11-1	9	6	3	1.0-10	1.0-10	0	0-0	3	0-0	
2008	13-13	41	28	13	0.0-0	0.0-0	0	0-0	11	2-47	
2009	2-1	5	4	1	0.0-0	0.0-0	0	0-0	0	0-0	
Total	37-15	59	40	19	1.0-10	1.0-10	0	0-0	14	2-47	

McNeil's Game-by-Game

2009	TT	UT	AT	TFL	Scks	FF	FR	PBU	INT
*NEV (9.5)	0	0	0	0.0-0	0.0-0	0	0	0	0
at UM (9.12)	5	4	1	0.0-0	0.0-0	0	0	0	0
MSU (9.19)									
at PUR (9.26)									
WASH (10.3)									
USC (10.17)									
BC (10.24)									
vs. WSU (10.31)									
NAVY (11.7)									
at PITT (11.14)									
UCONN (11.21)									
at STAN (11.28)									

* - games started

Tidbits

- ▶ McNeil saw his starting streak of 14 consecutive games come to an end last weekend against Michigan. He had started every game for the Irish since the season opener of 2008.
- ▶ Ranks 11th all-time in passes broken up following stellar 2008 campaign where he recorded the third-most break-ups in a season in school history.
- ▶ Quality special teams player for the Irish who has made 205 special-teams appearances.
- ▶ McNeil led Notre Dame in '08 with 11 pass breakups, including two in the victory over Michigan, and 13 passes defended (11 PBUs and two INT).
- ▶ McNeil recorded three pass breakups in the loss at Boston College on Nov. 8, 2008. The three PBUs were the most in a game for the Irish in the Weis era. In fact, it is the most by an Irish player since Shane Walton and Gerome Sapp each had three against Florida State on Oct. 26, 2002.
- ▶ McNeil registered the most PBUs by an Irish player since Dave Waymer had 12 in 1978.

Passes Broken Up - Season

1.	Clarence Ellis	13 (1969)
2.	Dave Waymer	12 (1978)
3.	Raeshon McNeil	11 (2008)
	Tom Schoen	11 (1967)
	Luther Bradley	11 (1973)
6.	Dennis Phillips	10 (1963)
	Tony Carey	10 (1964)
	Tom Longo	10 (1964)
	David Martin	10 (1966)
	Thomas O'Leary	10 (1966)
	Ralph Stepaniak	10 (1969)

- ▶ Among returning defensive backs heading into the 2009 season, McNeil registered the 12th most passes broken up in 2008. Here is that list:

Rank	Player, School	Pos.	Cl.	GP	PBU
1.	Alterraun Verner, UCLA	DB	JR	12	18
2.	Brandon Brinkley, Houston	DB	JR	13	15
	Darian Hagan, California	DB	SO	13	15
4.	Jairus Byrd, Oregon	DB	JR	13	14
	Syd'Quan Thompson, California	DB	JR	13	14
	Traye Simmons, Minnesota	DB	JR	13	14
7.	Devin Ross, Arizona	DB	JR	13	13
8.	Joshua Moore, Kansas St.	DB	SO	12	12
	David Pender, Purdue	DB	JR	12	12
	Nick Sanders, TCU	DB	JR	13	12
	Joe Haden, Florida	DB	SO	14	12
t12.	Raeshon McNeil, Notre Dame	DB	JR	13	11

9 ETHAN JOHNSON

Portland, Ore. (Lincoln)
Birthdate: 12-18-89



Defensive Tackle	50	6-4	280
------------------	----	-----	-----

Johnson's Career Highs
Total Tackles – 5, at USC (11.29.08) **Solo Tackles** – 5, at USC (11.29.08)
Assisted Tackles – 2, Purdue (9.27.08) **QB Hurries** – 1, twice
Tackles For Loss – 2.0, vs. Hawai'i (12.24.08) **Sacks** – 2.0, vs. Hawai'i (12.24.08)
Pass Breakups – 2, at Michigan State (9.20.08)

Johnson's Season Highs
Total Tackles – 4, at Michigan (9.12) **Solo Tackles** – 3, at Michigan (9.12)
Assisted Tackles – 1, twice **Tackles For Loss** – 1.0, at Michigan (9.12)

Johnson's Career Stats

Year	Tackles				Fumbles			FR	PBU	INT
	G-S	TT	UT	AT	TFL	Scks	FF			
2008	13-4	18	9	9	5.0-21	3.5-17	0	0-0	2	0-0
2009	2-2	6	4	2	1.0-4	0.0-0	0	0-0	0	0-0
Total	15-6	24	13	11	6.0-25	3.5-17	0	0-0	2	0-0

Johnson's Game-by-Game


2009	TT	UT	AT	TFL	Scks	FF	FR	PBU	INT
*NEV (9.5)	2	1	1	0.0-0	0.0-0	0	0	0	0
*at UM (9.12)	4	3	1	1.0-4	0.0-0	0	0	0	0
MSU (9.19)									
at PUR (9.26)									
WASH (10.3)									
USC (10.17)									
BC (10.24)									
vs. WSU (10.31)									
NAVY (11.7)									
at PITT (11.14)									
UCONN (11.21)									
at STAN (11.28)									

* - games started

Tidbits
 ► Came into his own toward the end of the 2008 campaign tallying seven tackles and three sacks in the final two games.
 ► Slides to defensive tackle in 2009 and opens atop the depth chart.
 ► Johnson was very active last week against Michigan. He registered four tackles, three solo, and one for loss.

12 ROBERT BLANTON

Matthews, N.C. (Butler)
Birthdate: 9-7-89



Cornerback	50	6-1	185
------------	----	-----	-----

Blanton's Career Highs
Total Tackles – 7, at USC (11.29.08) **Solo Tackles** – 7, at USC (11.29.08)
Assisted Tackles – 2, twice **Tackles For Loss** – 1.0, three times
Interceptions – 1, three times **Longest INT Return** – 47, Purdue (9.27.08)
INT Return TD – 47, Purdue (9.27.08) **Pass Breakups** – 1, three times

Blanton's Season Highs
Total Tackles – 3, at Michigan (9.12) **Solo Tackles** – 2, twice
Assisted Tackles – 1, at Michigan (9.12) **Interceptions** – 1, Nevada (9.5)
Longest INT Return – 0, Nevada (9.5)

Blanton's Career Stats

Year	Tackles				Fumbles			FR	PBU	INT
	G-S	TT	UT	AT	TFL	Scks	FF			
2008	12-4	33	26	7	3.0-14	0.0-0	0	0-0	3	2-47
2009	2-2	5	4	1	0.0-0	0.0-0	0	0-0	0	1-0
Totals	14-6	38	30	8	3.0-14	0.0-0	0	0-0	3	3-47

Blanton's Game-by-Game


2009	TT	UT	AT	TFL	Scks	FF	FR	PBU	INT
*NEV (9.5)	2	2	0	0.0-0	0.0-0	0	0	0	1-0
*at UM (9.12)	3	2	1	0.0-0	0.0-0	0	0	0	0
MSU (9.19)									
at PUR (9.26)									
WASH (10.3)									
USC (10.17)									
BC (10.24)									
vs. WSU (10.31)									
NAVY (11.7)									
at PITT (11.14)									
UCONN (11.21)									
at STAN (11.28)									

* - games started

Tidbits
 ► Returned a Curtis Painter throw 47 yards for a touchdown against Purdue on Sept. 27, 2008.
 ► Has appeared on special-teams units 63 times.

17 ZEKE MOTTA

Vero Beach, Fla. (Vero Beach)
Birthdate: 5-14-90



Safety	FR	6-2	215
--------	----	-----	-----

Motta's Season/Career Highs
Total Tackles – 1, at Michigan (9.12) **Solo Tackles** – 1, at Michigan (9.12)

Motta's Career Stats

Year	Tackles				Fumbles			FR	PBU	INT
	G-S	TT	UT	AT	TFL	Scks	FF			
2009	2-0	1	1	0	0.0-0	0.0-0	0	0-0	0	0

Motta's Game-by-Game

2009	TT	UT	AT	TFL	Scks	FF	FR	PBU	INT
NEV (9.5)	0	0	0	0.0-0	0.0-0	0	0	0	0
at UM (9.12)	1	1	0	0.0-0	0.0-0	0	0	0	0
MSU (9.19)									
at PUR (9.26)									
WASH (10.3)									
USC (10.17)									
BC (10.24)									
vs. WSU (10.31)									
NAVY (11.7)									
at PITT (11.14)									
UCONN (11.21)									
at STAN (11.28)									

* - games started

Tidbits
 ► Serves on all four Irish special teams units.

22 HARRISON SMITH

Knoxville, Tenn. (Knoxville Catholic)
Birthdate: 1-2-89



Safety	JR	6-2	207
--------	----	-----	-----

Harrison Smith's Career Highs
Total Tackles – 11, at Michigan (9.12.09) **Solo Tackles** – 7, at Boston College (11.8.08)
Assisted Tackles – 7, at Michigan (9.12.09) **Tackles For Loss** – 2.0, at Washington (10.25.08)
Sacks – 2.0, at Washington (10.25.08) **Pass Breakups** – 2, twice
Carries – 1, twice **Rushing Yards** – 35, at Washington (10.25.08)
Longest Rush – 35, at Washington (10.25.08)

Harrison Smith's Season Highs
Total Tackles – 11, at Michigan (9.12) **Solo Tackles** – 5, Nevada (9.5)
Assisted Tackles – 7, at Michigan (9.12) **Tackles For Loss** – 1.5, at Michigan (9.12)

Harrison Smith's Career Stats

Year	Tackles				Fumbles					
	G-S	TT	UT	AT	TFL	Scks	FF	FR	PBU	INT
2007					DNP					
2008	13-9	57	39	18	8.5-39	3.5-26	0	0-0	7	0-0
2009	2-2	17	9	8	1.5-2	0.0-0	0	0-0	0	0-0
Total	15-11	74	48	26	10.0-41	3.5-26	0	0-0	7	0-0

Harrison Smith's Game-by-Game


2009	TT	UT	AT	TFL	Scks	FF	FR	PBU	INT
*NEV (9.5)	6	5	1	0.0-0	0.0-0	0	0	0	0
*at UM (9.12)	11	4	7	1.5-2	0.0-0	0	0	0	0
MSU (9.19)									
at PUR (9.26)									
WASH (10.3)									
USC (10.17)									
BC (10.24)									
vs. WSU (10.31)									
NAVY (11.7)									
at PITT (11.14)									
UCONN (11.21)									
at STAN (11.28)									

* - games started

- Tidbits**
- ▶ Outstanding athlete that played in 13 games in 2008 and registered nine starts at LB.
 - ▶ Opens 2009 at free safety, where he originally started his Irish career.
 - ▶ Smith recorded a career-best 11 tackles last week against Michigan. He also chipped in with 1.5 tackle for loss.

26 JAMORIS SLAUGHTER

Stone Mountain, Ga. (Tucker)
Birthdate: 12-22-89



Cornerback	SO	6-0	185
------------	----	-----	-----

Slaughter's Season/Career Highs
Total Tackles – 2, Nevada (9.5) **Solo Tackles** – 2, Nevada (9.5)

Slaughter's Career Stats

Year	Tackles				Fumbles					
	G-S	TT	UT	AT	TFL	Scks	FF	FR	PBU	INT
2009	2-0	3	3	0	0.0-0	0.0-0	0	0-0	0	0

Slaughter's Game-by-Game

2009	TT	UT	AT	TFL	Scks	FF	FR	PBU	INT
NEV (9.5)	2	2	0	0.0-0	0.0-0	0	0	0	0
at UM (9.12)	1	1	0	0.0-0	0.0-0	0	0	0	0
MSU (9.19)									
at PUR (9.26)									
WASH (10.3)									
USC (10.17)									
BC (10.24)									
vs. WSU (10.31)									
NAVY (11.7)									
at PITT (11.14)									
UCONN (11.21)									
at STAN (11.28)									

* - games started

- Tidbits**
- ▶ Slaughter is tied for the team lead with two tackles on special teams.

28 KYLE MCCARTHY



Youngstown, Ohio (Cardinal Mooney)
 Birthdate: 9-30-86

Safety

SR

6-1

210

Kyle McCarthy's Career Highs

Total Tackles – 15, Pittsburgh (11.1.08)

Assisted Tackles – 8, twice

Forced Fumbles – 1, twice

Interceptions – 1, five times

Solo Tackles – 10, San Diego State (9.6.08)

Tackles For Loss – 2.0, Pittsburgh (11.1.08)

Pass Breakups – 1, twice

Longest INT Return – 23, Nevada (9.5.09)

Kyle McCarthy's Season Highs

Total Tackles – 9, twice

Assisted Tackles – 4, at Michigan (9.12)

Interceptions – 1, twice

Solo Tackles – 7, Nevada (9.5)

Tackles For Loss – 1.0, at Michigan (9.12)

Longest INT Return – 23, Nevada (9.5)

Kyle McCarthy's Career Stats

Year	Tackles				Fumbles					INT
	G-S	TT	UT	AT	TFL	Scks	FF	FR	PBU	
2005					DNP					
2006	13-0	9	6	3	0.0-0	0.0-0	0	0-0	0	0-0
2007	12-1	20	11	9	0.0-0	0.0-0	1	0-0	1	1-0
2008	13-13	110	64	46	3.5-12	0.0-0	0	0-0	1	2-18
2009	2-2	18	12	6	1.0-1	0.0-0	0	0-0	0	2-43
Total	40-16	157	93	64	4.5-13	0.0-0	1	0-0	2	5-61

Kyle McCarthy's Game-by-Game

2009	TT	UT	AT	TFL	Scks	FF	FR	PBU	INT
*NEV (9.5)	9	7	2	0.0-0	0.0-0	0	0	0	1-23
*at UM (9.12)	9	5	4	1.0-1	0.0-0	0	0	0	1-20
MSU (9.19)									
at PUR (9.26)									
WASH (10.3)									
USC (10.17)									
BC (10.24)									
vs. WSU (10.31)									
NAVY (11.7)									
at PITT (11.14)									
UCONN (11.21)									
at STAN (11.28)									

* - games started

Tidbits

- ▶ McCarthy is one of four Irish captains.
- ▶ McCarthy recorded nine tackles and a interception for the second consecutive game last week against Michigan. He is tied for ninth in the nation in interceptions.
- ▶ McCarthy has registered a team-best 500 special teams appearances at Notre Dame.
- ▶ McCarthy has led the Irish in tackles five different times over his career.
- ▶ McCarthy became the first Notre Dame defensive back to ever reach 100 tackles in a single season in 2008. The previous school record for tackles by an Irish defensive back was 98 by Chinedum Ndukwe (2006).
- ▶ McCarthy ranked tied for 42nd in the NCAA FBS in solo tackles and 54th in total tackles last season.
- ▶ McCarthy also ranked among the top five strong safeties in the NCAA FBS in both total tackles and solo tackles per game in 2008. Here are those lists:

Total Tackles Per Game (Strong Safeties)

Name, School	Cl.	Solo	Asst.	Total	TPG
Derrick Richardson, New Mexico St.	Sr.	66	71	137	12.45
Josh Thompson, La.-Monroe	Jr.	68	40	108	9.00
Clint McPeck, New Mexico	Jr.	50	53	103	8.58
Kyle McCarthy, Notre Dame	Sr.	64	46	110	8.46
Brad Phillips, Northwestern	Jr.	56	53	109	8.38

Solo Tackles Per Game (Strong Safeties)

Name, School	Cl.	Solo	TPG
Derrick Richardson, New Mexico St.	Sr.	66	6.00
Josh Thompson, La.-Monroe	Jr.	68	5.67
Emmanuel Cook, South Carolina	Jr.	62	5.17
Kyle McCarthy, Notre Dame	Sr.	64	4.92
William Moore, Missouri	Sr.	55	4.58

Solo Tackles (Strong Safeties)

Rank	Name	Tackles
1.	Kyle McCarthy (2008)	110
2	Chinedum Ndukwe (2006)	98
3.	David Bruton (2008)	93
4.	Steve Lawrence (1985)	92
5.	A'Jani Sanders (1999)	91
6.	David Bruton (2007)	85
7.	Brian Magee (1994)	81
	Glenn Earl (2002)	81
9.	Jim Browner (1976)	80
	Tom Zbikowski (2007)	80

▶ McCarthy eclipsed double digits in tackles four times in 2008.

▶ McCarthy equalled his then career-high with 14 tackles in the victory over Stanford on Oct. 4, 2008. He added his second career interception and a tackle for loss.

▶ McCarthy made just his second career start in the 2008 season-opening victory over San Diego State, but the Youngstown, Ohio native recorded a then career-high 14 tackles, including 10 solo stops.

▶ McCarthy backed up the performance with another stingy double-digit tackle effort against Michigan on Sept. 13, 2008. He totaled 10 stops.

31 SERGIO BROWN



Maywood, Ill. (Proviso East)
 Birthdate: 5-22-88

Safety

SR

6-2

205

Brown's Career Highs

Total Tackles – 6, twice

Assisted Tackles – 2, San Diego State (9.6.08)

Sacks – 1.0, Stanford (10.4.08)

QB Hurries – 1, three times

Fumble Recovery – 1, Michigan (9.13.08)

Solo Tackles – 6, vs. Hawai'i (12.24.08)

Tackles For Loss – 1.0, twice

Pass Breakups – 2, twice

Blocked Punt – 1, twice

Brown's Season Highs

Total Tackles – 2, twice

Assisted Tackles – 1, Nevada (9.5)

Solo Tackles – 2, at Michigan (9.12)

Brown's Career Stats

Year	G-S	Tackles			Fumbles					
		TT	UT	AT	TFL	Scks	FF	FR	PBU	INT
2006	11-0	4	3	1	0.0-0	0.0-0	0	0-0	0	0-0
2007	9-0	7	4	3	0.0-0	0.0-0	0	0-0	0	0-0
2008	13-6	28	21	7	2.0-15	1.0-12	0	1-0	6	0-0
2009	2-2	4	3	1	0.0-0	0.0-0	0	0-0	0	0-0
Total	35-8	43	31	12	2.0-15	1.0-12	0	1-0	6	0-0

Brown's Game-by-Game

2009	TT	UT	AT	TFL	Scks	FF	FR	PBU	INT
*NEV (9.5)	2	1	1	0.0-0	0.0-0	0	0	0	0
*at UM (9.12)	2	2	0	0.0-0	0.0-0	0	0	0	0
MSU (9.19)									
at PUR (9.26)									
WASH (10.3)									
USC (10.17)									
BC (10.24)									
vs. WSU (10.31)									
NAVY (11.7)									
at PITT (11.14)									
UCONN (11.21)									
at STAN (11.28)									

* - games started

Tidbits

- ▶ Exciting defensive back that burst on to the scene in 2008 after primarily playing special teams his first two years.
- ▶ Can play near the line of scrimmage and blitz effectively or drop back into pass coverage.

37

MIKE ANELLO

Orland Park, Ill. (Sandburg)
Birthdate: 1-20-87

Cornerback	SR	5-10	180
------------	----	------	-----

Anello's Career Highs

Total Tackles – 4, San Diego State (9.6.08)	Solo Tackles – 4, San Diego State (9.6.08)
Assisted Tackles – 2, twice	Forced Fumble – 1, twice
Fumble Recovery – 1, Michigan (9.13.08)	Pass Breakups – 1, at Washington (10.25.08)
Punt Block – 1, vs. Navy (11.15.08)	

Anello's Season Highs

Total Tackles – 1, twice	Solo Tackles – 1, at Michigan (9.12)
Assisted Tackles – 1, Nevada (9.5)	

Anello's Career Stats

Year	G-S	Tackles			Fumbles					
		TT	UT	AT	TFL	Scks	FF	FR	PBU	INT
2006					DNP					
2007	8-0	6	4	2	0.0-0	0.0-0	0	0-0	0	0-0
2008	12-0	23	15	8	0.0-0	0.0-0	2	1-0	1	0-0
2009	2-0	2	1	1	0.0-0	0.0-0	0	0-0	0	0-0
Total	22-0	31	20	11	0.0-0	0.0-0	2	1-0	1	0-0

Anello's Game-by-Game

2009	TT	UT	AT	TFL	Scks	FF	FR	PBU	INT
NEV (9.5)	1	0	1	0.0-0	0.0-0	0	0	0	0
at UM (9.12)	1	1	0	0.0-0	0.0-0	0	0	0	0
MSU (9.19)									
at PUR (9.26)									
WASH (10.3)									
USC (10.17)									
BC (10.24)									
vs. WSU (10.31)									
NAVY (11.7)									
at PITT (11.14)									
UCONN (11.21)									
at STAN (11.28)									

* - games started

Tidbits

- ▶ Anello has become a fan favorite due to his innate play making ability on kickoff and punt coverage.
- ▶ Anello was named to 2009 Lott Award preseason watch list.

- ▶ Anello joined the squad as a walk-on in 2007 and spent the entire fall camp as well as the first two weeks of the season on the scout team. After making one play after another against the Irish first team special teams unit, head coach Charlie Weis moved Anello into the starting lineup against Michigan in 2007 as a gunner.
- ▶ In that first career game, Anello proceeded to make a solo tackle on his second ever play in an Irish uniform.
- ▶ In 2008, Anello was named to the *ESPN The Magazine*/CoSIDA Academic All-District Team for District 5. He later added *ESPN The Magazine*/CoSIDA Academic All-America second team honors.
- ▶ Anello registered his team-best 23rd special teams tackle on Notre Dame's first punt against USC on Nov. 29, 2008, but was lost for the remainder of the season after breaking his leg.
- ▶ Prior to the injury, Notre Dame's opponents had a total of 72 punt (22) or kickoff (50) returns in 2008 and Anello has registered a tackle on 23 of those 72 opportunities.
- ▶ Anello recorded eight multi-tackle games in 2008.
- ▶ The special teams stalwart forced his second fumble of the season and career early in the first quarter to set up Notre Dame's first score of the afternoon against Syracuse on Nov. 22, 2008.
- ▶ Anello also got a piece of Rob Long's 25-yard punt in the third quarter to set up another scoring opportunity.
- ▶ Anello registered a pair of tackles on special teams, including one on a kickoff inside the Navy 20-yard line. Anello also blocked his first career punt that Toryan Smith scooped up and raced 14 yards for a touchdown.
- ▶ Anello continued his tear against Michigan on Sept. 13, 2008. He registered three tackles, two solo, as well as a forced fumble and fumble recovery. Anello also nearly recovered a second Wolverine fumble on a punt.
- ▶ The fumble recovery set up another Irish score to make it 14-0 early in the first quarter.
- ▶ Anello was incredible in the 2008 season opener against San Diego State. He registered four solo tackles on special teams (two on punt return coverage and two on kickoff return coverage).

41

SCOTT SMITH

Highland Park, Ill. (Highland Park)
Birthdate: 7-16-86

Linebacker	SR	6-3	245
------------	----	-----	-----

Scott Smith's Career Highs

Total Tackles – 6, Navy (11.3.07)	Solo Tackles – 2, three times
Assisted Tackles – 5, Navy (11.3.07)	Tackles For Loss – 1.0, vs. Hawai'i (12.24.08)
Sacks – 1.0, vs. Hawai'i (12.24.08)	Forced Fumbles – 1, Syracuse (11.22.08)
Fumble Recoveries – 1, USC (10.20.07)	

Scott Smith's Season Highs

Total Tackles – 3, Nevada (9.5)	Solo Tackles – 2, Nevada (9.5)
Assisted Tackles – 1, Nevada (9.5)	

Scott Smith's Career Stats

Year	G-S	Tackles			Fumbles					
		TT	UT	AT	TFL	Scks	FF	FR	PBU	INT
2005	8-0	3	3	0	0.0-0	0.0-0	0	0-0	0	0-0
2007	12-0	18	7	11	0.0-0	0.0-0	0	1-0	0	0-0
2008	13-0	12	9	3	1.0-3	1.0-3	1	0-0	0	0-0
2009	2-0	3	2	1	0.0-0	0.0-0	0	0-0	0	0-0
Total	34-0	36	21	15	1.0-3	1.0-3	1	1-0	0	0-0

Scott Smith's Game-by-Game

2009	TT	UT	AT	TFL	Scks	FF	FR	PBU	INT
NEV (9.5)	3	2	1	0.0-0	0.0-0	0	0	0	0
at UM (9.12)	0	0	0	0.0-0	0.0-0	0	0	0	0
MSU (9.19)									
at PUR (9.26)									
WASH (10.3)									
USC (10.17)									
BC (10.24)									
vs. WSU (10.31)									
NAVY (11.7)									
at PITT (11.14)									
UCONN (11.21)									
at STAN (11.28)									

* - games started

Tidbits

- ▶ Serves as Irish special-teams captain.
- ▶ Logged 305 special-teams appearances at Notre Dame.

45 DARIUS FLEMING

Chicago, Ill. (St. Rita)
Birthdate: 7-19-89



Linebacker

SO

6-1

240

Fleming's Career Highs

Total Tackles – 4, twice
Assisted Tackles – 3, Michigan (9.13.08)
Sacks – 1.0, three times
Forced Fumble – 1, at Michigan (9.12.09)

Solo Tackles – 3, twice
Tackles For Loss – 2.0, at Michigan (9.12.09)
QB Hurries – 1, Syracuse (11.22.08)

Fleming's Season Highs

Total Tackles – 4, at Michigan (9.12)
Assisted Tackles – 1, twice
Sacks – 1.0, at Michigan (9.12)

Solo Tackles – 3, at Michigan (9.12)
Tackles For Loss – 2.0, at Michigan (9.12)
Forced Fumble – 1, at Michigan (9.12)

Fleming's Career Stats

Year	G-S	Tackles			Fumbles					
		TT	UT	AT	TFL	Scks	FF	FR	PBU	INT
2008	13-3	24	13	11	2.5-20	2.5-20	0	0-0	0	0-0
2009	2-2	5	3	2	2.0-5	1.0-4	1	0-0	0	0-0
Total	15-5	29	16	13	4.5-25	3.5-24	1	0-0	0	0-0

Fleming's Game-by-Game

2009	TT	UT	AT	TFL	Scks	FF	FR	PBU	INT
*NEV (9.5)	1	0	1	0.0-0	0.0-0	0	0	0	0
*at UM (9.12)	4	3	1	2.0-5	1.0-4	1	0	0	0
MSU (9.19)									
at PUR (9.26)									
WASH (10.3)									
USC (10.17)									
BC (10.24)									
vs. WSU (10.31)									
NAVY (11.7)									
at PITT (11.14)									
UCONN (11.21)									
at STAN (11.28)									

* - games started

Tidbits

- ▶ Fleming equalled his career-high for tackles and solo tackles in a game last week against Michigan. He finished the day with four stops and three were solo tackles. He also added a career-best 2.0 tackles for loss and one sack. Interestingly enough, Fleming also had four tackles against the Wolverines in 2008.
- ▶ Fleming has the flexibility to play both outside linebacker and defensive end.
- ▶ Key special teams performer recorded second-most special teams appearances in 2008.

46 STEVE FILER

Chicago, Ill. (Mount Carmel)
Birthdate: 6-4-90



Linebacker

SO

6-4

236

Filer's Season/Career Highs

Total Tackles – 2, Nevada (9.5)
Assisted Tackles – 1, Nevada (9.5)

Solo Tackles – 1, Nevada (9.5)

Filer's Career Stats

Year	G-S	Tackles				Fumbles				
		TT	UT	AT	TFL	Scks	FF	FR	PBU	INT
2008	11-0	1	1	0	0.0-0	0.0-0	0	0-0	0	0
2009	2-0	2	1	1	0.0-0	0.0-0	0	0-0	0	0
Total	13-0	3	2	1	0.0-0	0.0-0	0	0-0	0	0

Filer's Game-by-Game

2009	TT	UT	AT	TFL	Scks	FF	FR	PBU	INT
NEV (9.5)	2	1	1	0.0-0	0.0-0	0	0	0	0
at UM (9.12)	0	0	0	0.0-0	0.0-0	0	0	0	0
MSU (9.19)									
at PUR (9.26)									
WASH (10.3)									
USC (10.17)									
BC (10.24)									
vs. WSU (10.31)									
NAVY (11.7)									
at PITT (11.14)									
UCONN (11.21)									
at STAN (11.28)									

* - games started

49 TORYAN SMITH

Rome, Ga. (Rome)
Birthdate: 9-14-87



Linebacker

SR

6-1

244

Toryan Smith's Career Highs

Total Tackles – 10, vs. Navy (11.15.08)
Assisted Tackles – 3, three times
Sacks – 1.0, Nevada (9.5.09)
Blocked Punt Return – 1, vs. Navy (11.15.08)
Blocked Punt Return TD – 1, vs. Navy (11.15.08)

Solo Tackles – 7, vs. Navy (11.15.08)
Tackles For Loss – 2.0, Nevada (9.5.09)
Fumble Recoveries – 1, Syracuse (11.22.08)
Longest Blocked Punt Return – 14, vs. Navy (11.15.08)

Toryan Smith's Season Highs

Total Tackles – 5, Nevada (9.5)
Assisted Tackles – 1, twice
Sacks – 1.0, Nevada (9.5)

Solo Tackles – 4, Nevada (9.5)
Tackles For Loss – 2.0, Nevada (9.5)

Toryan Smith's Career Stats

Year	G-S	Tackles			Fumbles					
		TT	UT	AT	TFL	Scks	FF	FR	PBU	INT
2006	9-0	9	6	3	0.0-0	0.0-0	0	0-0	0	0-0
2007	11-2	14	6	8	0.5-1	0.0-0	0	0-0	0	0-0
2008	10-2	18	11	7	0.0-0	0.0-0	0	1-8	1	0-0
2009	2-1	9	7	2	3.5-13	1.0-10	0	0-0	0	0-0
Total	32-5	50	30	20	4.0-14	1.0-10	0	1-8	1	0-0

Toryan Smith's Game-by-Game

2009	TT	UT	AT	TFL	Scks	FF	FR	PBU	INT
*NEV (9.5)	5	4	1	2.0-11	1.0-10	0	0	0	0
at UM (9.12)	4	3	1	1.5-2	0.0-0	0	0	0	0
MSU (9.19)									
at PUR (9.26)									
WASH (10.3)									
USC (10.17)									
BC (10.24)									
vs. WSU (10.31)									
NAVY (11.7)									
at PITT (11.14)									
UCONN (11.21)									
at STAN (11.28)									


* - games started

Tidbits

- ▶ Recorded only career touchdown after returning a blocked punt for a score vs. Navy in 2008.

56

KERRY NEAL



Bunn, N.C. (Bunn)
Birthdate: 8-30-88

Defensive End	JR	6-2	250
---------------	----	-----	-----

Neal's Career Highs

<p>Total Tackles – 5, Syracuse (11.22.08)</p> <p>Assisted Tackles – 5, Syracuse (11.22.08)</p> <p>Tackles For Loss – 1.0, four times</p> <p>Fumble Recovery – 1, twice</p> <p>Longest Fumble Return – 11, at UCLA (10.6.07)</p> <p>Longest INT Return – 2, San Diego State (9.6.08)</p>	<p>Solo Tackles – 2, twice</p> <p>QB Hurries – 1, four times</p> <p>Sacks – 1.0, four times</p> <p>Pass Breakups – 1, Pittsburgh (11.1.08)</p> <p>Interceptions – 1, San Diego State (9.6.08)</p>
-----------------------------------------------------------------------------------------------------------------------------------------------------------------------------------------------------------------------------------------------------------------------------------------------------------------------------------	--------------------------------------------------------------------------------------------------------------------------------------------------------------------------------------------------------------------------------------

Neal's Career Stats

Year	G-S	Tackles			Fumbles			FR	PBU	INT
		TT	UT	AT	TFL	Scks	FF			
2007	12-5	20	8	12	2.0-9	2.0-9	0	2-11	3	0-0
2008	13-11	25	11	14	4.0-19	2.0-15	0	0-0	0	1-2
2009	2-2	0	0	0	0.0-0	0.0-0	0	0-0	0	0-0
Total	26-17	45	19	26	6.0-28	4.0-24	0	2-11	3	1-2

Neal's Game-by-Game

2009	TT	UT	AT	TFL	Scks	FF	FR	PBU	INT
*NEV (9.5)	0	0	0	0.0-0	0.0-0	0	0	0	0
*at UM (9.12)	0	0	0	0.0-0	0.0-0	0	0	0	0
MSU (9.19)									
at PUR (9.26)									
WASH (10.3)									
USC (10.17)									
BC (10.24)									
vs. WSU (10.31)									
NAVY (11.7)									
at PITT (11.14)									
UCONN (11.21)									
at STAN (11.28)									


* - games started

Tidbits

- ▶ Serves on the Irish Leadership Committee.
- ▶ One of four players from his class to have played in every game in his first two seasons (Armando Allen, Golden Tate and Ian Williams).
- ▶ Moves to defensive end in 2009.

58

BRIAN SMITH



Overland Park, Kan. (St. Thomas Aquinas)
Birthdate: 1-8-89

Linebacker	JR	6-3	240
------------	----	-----	-----

Brian Smith's Career Highs

<p>Total Tackles – 10, at Michigan State (9.20.08)</p> <p>Assisted Tackles – 6, at Michigan State (9.20.08)</p> <p>QB Hurries – 1, four times</p> <p>Interceptions – 1, Boston College (10.13.07)</p> <p>INT Return TD – 25, Boston College (10.13.07)</p> <p>Fumble Recoveries – 2, Michigan (9.13.08)</p> <p>Longest Fumble Return – 35, Michigan (9.13.08)</p>	<p>Solo Tackles – 8, at Boston College (11.8.08)</p> <p>Tackles For Loss – 2.0, Nevada (9.5.09)</p> <p>Sacks – 1.0, four times</p> <p>Longest INT Return – 25, Boston College (10.13.07)</p> <p>Forced Fumbles – 1, twice</p> <p>Pass Breakups – 1, twice</p> <p>Fumble Return TD – 1, Michigan (9.13.08)</p>
--------------------------------------------------------------------------------------------------------------------------------------------------------------------------------------------------------------------------------------------------------------------------------------------------------------------------------------------------------------------------------------------------------------------	----------------------------------------------------------------------------------------------------------------------------------------------------------------------------------------------------------------------------------------------------------------------------------------------------------------------------------------------------------------

Brian Smith's Season Highs

<p>Total Tackles – 7, at Michigan (9.12)</p> <p>Assisted Tackles – 2, at Michigan (9.12)</p> <p>Sacks – 1.0, Nevada (9.5)</p>	<p>Solo Tackles – 5, at Michigan (9.12)</p> <p>Tackles For Loss – 2.0, Nevada (9.5)</p>
----------------------------------------------------------------------------------------------------------------------------------------------------	-------------------------------------------------------------------------------------------------------

Brian Smith's Career Stats

Year	G-S	Tackles			Fumbles			FR	PBU	INT
		TT	UT	AT	TFL	Scks	FF			
2007	11-3	25	11	14	4.0-16	1.5-7	1	0-0	0	1-25
2008	11-9	54	33	21	4.0-33	2.0-23	1	2-35	2	0-0
2009	2-2	10	7	3	2.0-18	1.0-11	0	0-0	0	0-0
Total	24-14	89	51	38	10.0-67	4.5-41	2	2-25	2	1-25

Brian Smith's Game-by-Game

2009	TT	UT	AT	TFL	Scks	FF	FR	PBU	INT
*NEV (9.5)	3	2	1	2.0-18	1.0-11	0	0	0	0
*at UM (9.12)	7	5	2	0.0-0	0.0-0	0	0	0	0
MSU (9.19)									
at PUR (9.26)									
WASH (10.3)									
USC (10.17)									
BC (10.24)									
vs. WSU (10.31)									
NAVY (11.7)									
at PITT (11.14)									
UCONN (11.21)									
at STAN (11.28)									

* - games started

Tidbits

- ▶ Fiery leader of the Irish defense plays with as much emotion as anyone on the roster.
- ▶ Serves on the Irish Leadership Committee.
- ▶ Smith tallied two touchdowns in Irish career, returning an interception against Boston College's Matt Ryan 25 yards for a score as a freshman and rumbling 35 yards for a score against Michigan in 2008 following a fumble recovery.
- ▶ Smith ranked tied for 53rd in the nation in fumble recoveries in 2008.

89 KAPRON LEWIS-MOORE

Weatherford, Texas (Weatherford)
 Birthdate: 1-24-90



Defensive End 50 6-4 270

Lewis-Moore's Season/Career Highs

Total Tackles – 2, at Michigan (9.12) **Solo Tackles** – 2, at Michigan (9.12)
Fumble Recovery – 1, Nevada (9.5)

Lewis-Moore's Career Stats

Year	G-S	Tackles			Fumbles					
		TT	UT	AT	TFL	Scks	FF	FR	PBU	INT
2009	2-0	2	2	0	0.0-0	0.0-0	0	1-0	0	0

Lewis-Moore's Game-by-Game

2009	TT	UT	AT	TFL	Scks	FF	FR	PBU	INT
NEV (9.5)	0	0	0	0.0-0	0.0-0	0	1-0	0	0
at UM (9.12)	2	2	0	0.0-0	0.0-0	0	0	0	0
MSU (9.19)									
at PUR (9.26)									
WASH (10.3)									
USC (10.17)									
BC (10.24)									
vs. WSU (10.31)									
NAVY (11.7)									
at PITT (11.14)									
UCONN (11.21)									
at STAN (11.28)									

* - games started

90 JOHN RYAN

Westlake, Ohio (St. Ignatius)
 Birthdate: 5-7-88



Defensive End SR 6-5 255

Ryan's Career Highs

Total Tackles – 7, at Michigan (9.15.07) **Solo Tackles** – 6, twice
Assisted Tackles – 4, at Penn State (9.8.07) **Tackles For Loss** – 2.0, at Purdue (9.29.07)
Pass Breakups – 2, San Diego State (9.6.08) **Sacks** – 1.0, three times
QB Hurries – 1, five times **Forced Fumble** – 1, at UCLA (10.6.07)
Fumble Recovery – 1, twice

Ryan's Season Highs

Total Tackles – 3, twice **Solo Tackles** – 2, at Michigan (9.12)
Assisted Tackles – 2, Nevada (9.5) **Tackles For Loss** – 1.0, at Michigan (9.12)
Sacks – 1.0, at Michigan (9.12) **Pass Breakups** – 1, Nevada (9.5)

Ryan's Career Stats

Year	G-S	Tackles			Fumbles					
		TT	UT	AT	TFL	Scks	FF	FR	PBU	INT
2006	10-0	4	2	2	1.0-2	0.0-0	0	0-0	0	0-0
2007	12-10	39	20	19	5.0-30	2.5-23	1	0-0	0	0-0
2008	12-5	7	2	5	0.0-0	0.0-0	0	2-0	2	0-0
2009	2-0	6	3	3	1.0-5	1.0-5	0	0-0	1	0-0
Total	36-15	56	27	29	7.0-37	3.5-28	1	2-0	3	0-0

Ryan's Game-by-Game

2009	TT	UT	AT	TFL	Scks	FF	FR	PBU	INT
NEV (9.5)	3	1	2	0.0-0	0.0-0	0	0	1	0
at UM (9.12)	3	2	1	1.0-5	1.0-5	0	0	0	0
MSU (9.19)									
at PUR (9.26)									
WASH (10.3)									
USC (10.17)									
BC (10.24)									
vs. WSU (10.31)									
NAVY (11.7)									
at PITT (11.14)									
UCONN (11.21)									
at STAN (11.28)									

* - games started

Tidbits

- ▶ Serves on the Irish Leadership Committee.
- ▶ Ryan made three tackles, including two solo stops, and added a sack last week against Michigan. His career-high for tackles in a game (seven) came against the Wolverines during the 2007 season.
- ▶ Veteran defensive player has played with his hand on the ground at defensive end as well as in a two-point stance as an outside linebacker in Irish career.
- ▶ Key member of several special teams units and has logged 216 special-teams appearances at Notre Dame
- ▶ Returns to defensive end in 2009.

95 IAN WILLIAMS

Altamonte Springs, Fla. (Lyman)
 Birthdate: 8-31-89



Nose Tackle JR 6-2 295

Williams' Career Highs

Total Tackles – 11, Navy (11.3.07) **Solo Tackles** – 5, Pittsburgh (11.1.08)
Assisted Tackles – 9, Navy (11.3.07) **Tackles For Loss** – 2.0, Pittsburgh (11.1.08)
Pass Breakups – 1, at USC (11.29)

Williams' Season Highs

Total Tackles – 3, at Michigan (9.12) **Solo Tackles** – 2, at Michigan (9.12)
Assisted Tackles – 2, Nevada (9.5)

Williams' Career Stats

Year	G-S	Tackles			Fumbles					
		TT	UT	AT	TFL	Scks	FF	FR	PBU	INT
2007	12-2	45	19	26	1.5-3	0.0-0	0	0-0	0	0-0
2008	12-7	40	18	22	2.0-5	0.0-0	0	0-0	1	0-0
2009	2-2	5	2	3	0.0-0	0.0-0	0	0-0	0	0-0
Total	26-11	90	39	51	3.5-8	0.0-0	0	0-0	1	0-0

Williams' Game-by-Game


2009	TT	UT	AT	TFL	Scks	FF	FR	PBU	INT
*NEV (9.5)	2	0	2	0.0-0	0.0-0	0	0	0	0
*at UM (9.12)	3	2	1	0.0-0	0.0-0	0	0	0	0
MSU (9.19)									
at PUR (9.26)									
WASH (10.3)									
USC (10.17)									
BC (10.24)									
vs. WSU (10.31)									
NAVY (11.7)									
at PITT (11.14)									
UCONN (11.21)									
at STAN (11.28)									

* - games started

43

ERIC MAUST

Alpharetta, Ga. (Blessed Trinity)
Birthdate: 1-9-88




Punter	SR	6-2	190
--------	----	-----	-----

40

NICK TAUSCH

Plano, Texas (Jesuit)
Birthdate: 4-30-91



Kicker	FR	6-0	190
--------	----	-----	-----

Maust's Career Highs
Punts – 8, at USC (11.29.08) **Punt Yards** – 323, at USC (11.29.08)
Punt Average (min. of 3) – 44.0, twice **Long Punt** – 54, twice
50+ Punts – 2, twice **Inside 20** – 2, six times
Blocked – 1, three times **Touchback** – 1, six times

Maust's Season Highs
Punts – 4, at Michigan (9.12) **Punt Yards** – 160, at Michigan (9.12)
Punt Average (min. of 3) – 40.7, Nevada (9.5) **Long Punt** – 46, at Michigan (9.12)
Inside 20 – 2, Nevada (9.5) **Touchback** – 1, at Michigan (9.12)

Maust's Career Stats

Year	G-S	No	Yds	Avg	LG	TB	FC	I20	50+	Blkd
2006						DNP				
2007	6-0	21	884	42.1	53	1	6	9	2	1
2008	13-0	54	2218	41.1	54	4	10	16	8	2
2009	2-0	7	282	40.3	46	1	3	2	0	0
Total	21-0	82	3384	41.3	54	6	19	27	10	3

Maust's Game-by-Game

2009	No	Yds	Avg	LG	TB	FC	I20	50+	BLK
NEV (9.5)	3	122	40.7	43	0	1	2	0	0
at UM (9.12)	4	160	40.0	46	1	2	0	0	0
MSU (9.19)									
at PUR (9.26)									
WASH (10.3)									
USC (10.17)									
BC (10.24)									
vs. WSU (10.31)									
NAVY (11.7)									
at PITT (11.14)									
UCONN (11.21)									
at STAN (11.28)									

Tidbits

- ▶ Bombed 10 punts over 50 yards, with a long of 54 and landed 27 balls inside the 20-yard line.
- ▶ One of Notre Dame's best pitchers posting a combined 14-6 record from 2007-09.
- ▶ Named all-BIG EAST second team as a pitcher in 2008.
- ▶ Maust made 10 appearances, nine out of the bullpen, for the Cape Cod League's Hyannis Mets this past summer. He went 2-2 with a 2.29 earned run average in 19.2 innings of work. Maust yielded 16 hits and struck out 17 with six walks.

Tausch's Career Highs
Extra Points Attempted – 5, Nevada (9.5) **Extra Points Converted** – 5, Nevada (9.5)
Field Goals Attempted – 3, at Michigan (9.12) **Field Goals Converted** – 2, at Michigan (9.12)
Longest FG – 42, at Michigan (9.12) **Points Scored** – 8, at Michigan (9.12)

Tausch's Career Stats

Year	Field Goals				XP		Kickoffs			
	G-S	M-A	Pct	LG	M-A	Pct	Att	Yds	Avg	TB
2009	2-0	2-3	.667	42	7-7	1.000	13	786	60.5	0

Field Goal Breakdown

Year	0-19	20-29	30-39	40-49	50+	LG	Blkd
2009	0-0	0-1	1-1	1-1	0-0	42	--

Tausch's Game-by-Game

2009	FGA	FGM	LG	XPA	XPM	Points
NEV (9.5)	0	0	0	5	5	5
at UM (9.12)	3	2	42	2	2	8
MSU (9.19)						
at PUR (9.26)						
WASH (10.3)						
USC (10.17)						
BC (10.24)						
vs. WSU (10.31)						
NAVY (11.7)						
at PITT (11.14)						
UCONN (11.21)						
at STAN (11.28)						

Tidbits

- ▶ After missing a 28-yard field goal (the first field goal attempt of his career) on Notre Dame's opening drive against Michigan, Tausch connected from 34 yards to bring the Irish within a score of 7-3 with 0:46 remaining in the first quarter.
- ▶ Added a 42-yard field goal to give Notre Dame a 20-14 lead with 2:41 to go before halftime.

The Last Time

NOTRE DAME

Rushing

Had 400 or more yards:at Boston College, 1996 (426)
 Had 300 or more yards:at Stanford, 2003 (320)
 Had 70 or more rushing attempts:vs. Michigan State, 1991 (76)
 Had 60 or more rushing attempts:vs. Navy, 2007 (63)
 Had 50 or more rushing attempts:vs. Navy, 2008 (51)
 Had six or more rush TDs:vs. Navy, 1996 (6)
 Had five or more rush TDs:at USC, 2000 (5)
 Had four or more rush TDs:vs. Navy, 2007 (4)
 Had two players with 100 rush yards in a game:vs. Stanford, 2002
(Rashon Powers-Neal 108, Ryan Grant 103)

Passing

Had 500 or more yards:at USC, 1970 (526)
 Had 400 or more yards:vs. Hawai'i (Hawai'i Bowl), 2008 (413)
 Had 300 or more yards:at Michigan, 2009 (336)
 Had 40 or more pass attempts:at Michigan, 2009 (42)
 Had 30-39 pass attempts:vs. Purdue, 2008 (35)
 Had 25-29 pass completions:at Michigan, 2009 (25)
 Had 20-24 pass completions:vs. Hawai'i (Hawai'i Bowl), 2008 (24)
 Had six or more passing TDs:vs. BYU, 2005 (6)
 Had five or more passing TDs:vs. Hawai'i (Hawai'i Bowl), 2008 (5)
 Had four or more passing TDs:vs. Nevada, 2009 (4)
 Had three or more passing TDs:at Michigan, 2009 (3)
 Had five or more passes intercepted:vs. USC, 1967 (7)
 Had four or more passes intercepted:at Boston College, 2008 (4)
 Had three or more passes intercepted:at Boston College, 2008 (4)

Receiving

Had two players with 100 receiving yards in a game:
at Michigan, 2009 (Golden Tate - 115, Michael Floyd - 131)
 Had a player with over 150 receiving yards in a game:
vs. Nevada, 2009 (Michael Floyd - 189)
 Had two players with 10 catches in a game:
vs. BYU, 2005 (Maurice Stovall - 14, Jeff Samardzija - 10)

Combination Offense

Had a 200-yard passer and 100-yard rusher in a game:
at Michigan, 2009 (Jimmy Clausen - 336, Armando Allen - 139)
 Had a 100-yard receiver and 100-yard rusher in a game:
at Michigan, 2009 (Michael Floyd - 131 receiving; Golden Tate - 115 receiving; Armando Allen - 139 rush)

Total Offense

Had 600 or more yards total offense:at Stanford, 2005 (663)
 Had 500-599 yards total offense:vs. Nevada, 2009 (510)
 Had 400-499 yards total offense:at Michigan, 2009 (490)
 Had 85 or more plays total offense:vs. Navy, 2007 (90)
 Had 75-84 plays total offense:vs. Pittsburgh, 2008 (83)

Scoring

Scored 60 or more points:vs. Rutgers, 1996 (62)
 Scored 50-59 points:at Stanford, 2003 (57)
 Scored 40-49 points:vs. Hawai'i (Hawai'i Bowl), 2008 (49)
 Scored 30-39 points:at Michigan, 2009 (34)
 Allowed 60 or more points:Never
 Allowed 50-59 points:at Miami (Fla.), 1985 (58)
 Allowed 40-49 points:vs. Air Force, 2007 (41)
 Allowed 30-39 points:at Michigan, 2009 (38)
 Was held scoreless:at Boston College, 2008 (17-0)
 Was held scoreless at home:USC, 2007 (38-0)
 Was held scoreless on the road:at Boston College, 2008 (17-0)
 Was held without offensive touchdown:at USC, 2008 (38-3)
 Held opponent scoreless:vs. Nevada, 2009 (35-0)
 Held opponent scoreless at home:vs. Nevada, 2009 (35-0)
 Held opponent scoreless on the road:at Purdue, 1993 (17-0)

Held opponent without offensive touchdown:
vs. Nevada, 2009 (35-0)

Held opponent scoreless at neutral site:
vs. Maryland (Giants Stadium - East Rutherford, NJ), 2002 (22-0)

Held two or more opponents scoreless in a season:
2002 vs. Maryland (22-0) vs. Rutgers (42-0)

Held three or more opponents scoreless in a season:
1976 vs. Purdue (23-0) at Northwestern (49-0), vs. Oregon (41-0)

Held four or more opponents scoreless in a season:
1966 vs. Army (35-0) vs. North Carolina (32-0), at Oklahoma (38-0),
vs. Pittsburgh (40-0) vs. Duke (64-0), at USC (51-0)

Held five or more opponents scoreless in a season:
1966 vs. Army (35-0) vs. North Carolina (32-0), at Oklahoma (38-0),
vs. Pittsburgh (40-0) vs. Duke (64-0), at USC (51-0)

Held six or more opponents scoreless in a season:
1966 vs. Army (35-0) vs. North Carolina (32-0), at Oklahoma (38-0),
vs. Pittsburgh (40-0) vs. Duke (64-0), at USC (51-0)

Had multiple players with multiple TDs in a game:
vs. Hawai'i (Hawai'i Bowl), 2008 (Golden Tate - 3, Armando Allen - 2)

Turnovers

Did not commit a turnover:vs. Nevada, 2009
 Committed six or more turnovers:vs. Navy, 1984 (6)
 Committed five turnovers:at Boston College, 2008 (5)
 Lost four or more fumbles:vs. Michigan State, 1999 (4)
 Lost three fumbles:at North Carolina, 2008 (3)
 Recorded six or more takeaways:vs. Michigan, 2008 (6)
 Recorded five takeaways:vs. Washington, 2004 (5)

Returned two or more interceptions for TDs:vs. Stanford, 2002 (2)
(Shane Walton - 18 yards, Courtney Watson - 34 yards)

Returned an interception for a TD:vs. Purdue, 2008 (1)
(Robert Blanton - 47 yards)

Returned a fumble for a TD:vs. Michigan, 2008 (1)
(Brian Smith - 35 yards)

Defense

Held opponent 50 or fewer rushing yards:vs. Hawai'i (Hawai'i Bowl), 2008 (32)
 Held opponent to 100 or fewer passing yards:at Boston College, 2008 (79)
 Held opponent to 201-300 yards total offense:
vs. Navy, 2008 (242)
 Held opponent to 200 or fewer yards total offense:at Washington, 2008 (124)
 Intercepted five or more passes:vs. Purdue, 1988 (5)
 Intercepted four passes:at UCLA, 2007 (4)
 Intercepted three passes:at USC, 2008 (3)
 Scored a safety:at Stanford, 2003
 Recorded nine or more sacks:vs. Rutgers, 1996 (9)
 Recorded eight sacks:vs. Hawai'i (Hawai'i Bowl), 2008 (8)
 Recorded seven sacks:at Stanford, 2005 (7)
 Recorded six sacks:vs. Navy, 2004 (6)
 Recorded five sacks:vs. Stanford, 2008 (5)
 Held opponent to 10 or fewer first downs:
at Washington, 2008 (8)

Special Teams

Returned a punt for a TD:vs. North Carolina, 2006
(Tom Zbikowski, 52 yards)
 Returned a blocked punt for a TD:vs. Navy, 2008
(Toryan Smith, 14 yards)
 Returned a kickoff for a TD:vs. Hawai'i (Hawai'i Bowl), 2008
(Armando Allen, 96 yards)

The Last Time

Returned a blocked FG for a TD..... at Air Force, 2006
 (Terrail Lambert, 76 yards)
 Blocked a punt: vs. Hawai'i (Hawai'i Bowl), 2008
 (Sergio Brown)
 Punted 10 or more times: USC, 2007 (10)
 Did not punt: at Washington, 2008
 Blocked a field goal: vs. Boston College, 2007
 Had a field goal blocked: at Purdue, 2007
 Blocked a PAT kick: vs. North Carolina, 2006 (2)
 Scored on a blocked PAT attempt: vs. Texas, 1995
 Missed a kicking PAT: at Washington, 2008
 Had a kicking PAT blocked: at Air Force, 2006 (2)
 Had a punt blocked: at Boston College, 2008

Miscellaneous

Had 30 or more first downs: vs. Purdue, 2006 (33)
 Had 20-29 first downs: at Michigan, 2009 (27)
 Was not penalized: at LSU, 1997
 Had 10 or more penalties: vs. Duke, 2007 (11)
 Had 120 or more yards in penalties: at Rutgers, 2000 (120)
 Had 35 minutes or more of possession time: vs. Navy, 2008 (35:33)
 Was involved in a tie game: at USC, 1994 (17-17)
 Was involved in an overtime game: vs. Pittsburgh, 2008 (L, 33-36)

A NOTRE DAME PLAYER

Rushing

Rushed for 300 or more yards: Never
 Rushed for 250-299 yards: Julius Jones at Pittsburgh, 2003 (262)
 Rushed for 200-249 yards: Julius Jones at Stanford, 2003 (218)
 Rushed for 175-199 yards: Darius Walker at Stanford, 2005 (186)
 Rushed for 150-174 yards: Darius Walker vs. Army, 2006 (162)
 Rushed for 125-149 yards: Armando Allen at Michigan, 2009 (139)
 Rushed for 100-124 yards: Robert Hughes vs. Duke, 2007 (110)
 Quarterback rushed for 100 or more yards: Carlyle Holiday
 at Boston College, 2001 (109)
 Rushed 40 or more times: Allen Pinkett at LSU, 1984 (40)
 Rushed 35-39 times: Julius Jones vs. BYU, 2003 (35)
 Rushed 30-34 times: James Aldridge vs. Navy, 2007 (32)
 Rushed 25-29 times: Darius Walker vs. Stanford, 2006 (25)
 Rushed for four or more TDs: Emmett Mosley vs. Navy, 1994 (4)
 Rushed for three TDs: Travis Thomas vs. Navy, 2007 (3)
 Rushed for two TDs: Robert Hughes vs. Michigan, 2008 (2)
 Had a run of 80 yards or more:
 Terrance Howard at West Virginia, 2000 (80)
 Had a run of 70-79 yards: Arnaz Battle vs. Kansas, 1999 (74)
 Had a run of 60-69 yards: Brady Quinn at USC, 2006 (60)
 Had a run of 50-59 yards: Carlyle Holiday at Air Force, 2002 (53)

Passing

Passed for 500 or more yards: Joe Theismann at USC, 1970 (526)
 Passed for 400-499 yards: Jimmy Clausen vs. Hawai'i (Hawai'i Bowl), 2008 (401)
 Passed for 300-399 yards: Jimmy Clausen at Michigan, 2009 (336)
 Attempted 50 or more passes: Brady Quinn vs. Michigan State, 2005 (60)
 Attempted 40-49 passes: Jimmy Clausen at Michigan, 2009 (42)
 Attempted 30-39 passes: Jimmy Clausen vs. Syracuse, 2008 (39)
 Completed 30 or more passes: Jimmy Clausen at North Carolina, 2008 (31)
 Completed 20-29 passes: Jimmy Clausen at Michigan, 2009 (25)
 Threw six TDs: Brady Quinn vs. BYU, 2005 (6)
 Threw five or more TDs: Jimmy Clausen vs. Hawai'i (Hawai'i Bowl), 2008 (5)
 Threw four or more TDs: Jimmy Clausen vs. Nevada, 2009 (4)
 Threw three or more TDs: Jimmy Clausen at Michigan, 2009 (3)
 Threw five or more interceptions: Before 1975
 Threw four interceptions: Jimmy Clausen at Boston College, 2008 (4)
 Threw three interceptions: Brady Quinn vs. Michigan, 2006 (3)
 Completed a pass of 80 yards or more:
 Jimmy Clausen vs. Nevada, 2009 (88)
 Completed a pass of 70-79 yards: Jimmy Clausen vs. Nevada, 2009 (70)
 Completed a pass of 60-69 yards:
 Jimmy Clausen vs. Hawai'i (Hawai'i Bowl), 2008 (69)
 Completed a pass of 50-59 yards: Brady Quinn at Air Force, 2006 (51)

Receiving

Caught 15 or more passes: Never
 Caught 10-14 passes: Michael Floyd vs. Pittsburgh, 2008 (10)
 Caught seven to nine passes: Golden Tate at Michigan, 2009 (9)
 Michael Floyd at Michigan, 2009 (7)
 Had 200 or more yards receiving: Maurice Stovall vs. BYU, 2005 (207)
 Had 175-199 yards receiving: Michael Floyd vs. Nevada, 2009 (189)
 Had 150-174 yards receiving: Jeff Samardzija vs. BYU, 2005 (152)
 Had 100-149 yards receiving: Michael Floyd at Michigan, 2009 (131)
 Golden Tate at Michigan, 2009 (115)
 Caught four or more TDs: Maurice Stovall vs. BYU, 2005 (4)
 Caught three TDs: Michael Floyd vs. Nevada, 2009 (3)
 Caught two TDs: Golden Tate at Michigan, 2009 (2)

Total Offense

Had 500 or more yards total offense: Joe Theismann at USC, 1970 (512)
 Had 400-499 yards total offense: Brady Quinn vs. BYU, 2005 (457)
 Had 100 yards both passing and rushing:
 Jarious Jackson vs. Oklahoma, 1999 (276 passing, 107 rushing)

Scoring

Accounted for four or more touchdowns:
 Jimmy Clausen vs. Nevada, 2009 (4 passing)
 Accounted for three touchdowns:
 Jimmy Clausen at Michigan, 2009 (3 passing)

Defense

Intercepted three or more passes: Shane Walton vs. Maryland, 2002 (3)
 Intercepted two passes: Raeshon McNeil vs. Pittsburgh, 2008 (2)
 Recovered three or more fumbles: Never
 Forced two fumbles: Maurice Crum, Jr. at UCLA, 2007 (2)
 Recovered two fumbles: Brian Smith vs. Michigan, 2008 (2)
 Recorded 15 or more tackles: David Bruton vs. Pittsburgh, 2008 (16)
 Kyle McCarthy vs. Pittsburgh, 2008 (15)
 Recorded 10-14 tackles: Kyle McCarthy vs. San Diego State, 2008 (14)

Special Teams

Scored 15 or more points kicking: Brandon Walker vs. Pittsburgh, 2008 (15)
 Scored 10-14 points kicking: Brandon Walker vs. Syracuse, 2008 (11)
 Kicked five or more field goals:
 Nicholas Setta vs. Washington State, 2003 (5)
 Kicked four field goals: Brandon Walker vs. Pittsburgh, 2008 (4)
 Kicked two field goals of 50 or more yards: Never
 Kicked a field goal of 50 or more yards: Nicholas Setta
 vs. Maryland, 2002 (51)
 Kicked a punt 70 or more yards: Jim Yoder vs. Texas, 1971 (71)
 Kicked a punt 60-69 yards: Geoff Price vs. PSU, 2006 (62)
 Punted 10 or more times: Geoff Price vs. USC, 2007 (10)
 Totaled 175 or more kickoff return yards:
 Raghib Ismail at Michigan, 1989 (192)
 Totaled 100 or more punt return yards:
 Tom Zbikowski vs. Tennessee, 2005 (118)

AN OPPOSING TEAM

Rushing

Had 400 or more yards: Pittsburgh, 1975 (411)
 Had 300-399 yards: Stanford, 1997 (322)
 Had 200-299 yards: Michigan State, 2008 (203)
 Had 50 or more rushing attempts: Air Force, 2007 (63)
 Had five or more rush TDs: USC, 2005 (5)
 Had four rush TDs: Navy, 2007 (4)
 Had two or more players with 100 rush yards in a game: Stanford, 1997
 (Anthony Bookman - 142, Mike Mitchell - 135)

Passing

Had 400 or more yards: Washington, 2005 (408)
 Had 300-399 yards: Hawai'i (Hawai'i Bowl), 2008 (326)
 Had 60 or more pass attempts: Tennessee, 1990 (60)

The Last Time

Had 50-59 pass attempts:Purdue, 2008 (55)
 Had 40-49 pass attempts:Hawai'i (Hawai'i Bowl), 2008 (44)
 Had 30 or more pass completions:Boston College, 2007 (32)
 Had five or more passing TDs:USC, 2004 (5)
 Had four passing TDs:USC, 2007 (4)
 Had three passing TDs:Hawai'i (Hawai'i Bowl), 2008 (3)

Receiving

Had two players with 100 receiving yards in a game:USC, 2003
(Mike Williams 112, Keary Colbert 120)

Total Offense

Had 600 or more yards total offense:Ohio State, 2006 Fiesta Bowl (617)
 Had 500-599 yards total offense:LSU, 2007 Sugar Bowl (577)
 Had 400-499 yards total offense:Michigan, 2009 (430)
 Had 80 or more plays:Boston College, 2007 (83)
 Had 75-79 plays:Pittsburgh, 2008 (77)

Scoring

Scored 60 or more points:Never
 Scored 50-59 points:Miami (Fla.), 1985 (58)
 Scored 40-49 points:Air Force, 2007 (41)
 Scored 30-39 points:Michigan, 2009 (38)
 Scored a two-point conversion:Navy, 2007

Turnovers

Did not commit a turnover:Boston College, 2008
 Had three or more fumbles lost:Michigan, 2008 (4)
 Intercepted five or more passes:USC, 1967 (7)
 Intercepted four passes:Purdue, 2003 (4)
 Intercepted three passes:Michigan, 2006 (3)
 Returned an interception for a TD:Boston College, 2008
(Quan Sturdivant - 32 yards)
 Returned a fumble for a TD:Air Force, 2007
(John Rabold - 19 yards)

Defense

Held ND to 10 or fewer first downs:USC, 2007 (10)
 Scored a safety:LSU, 1998
 Held ND to 50 or fewer rushing yards:Syracuse, 2008 (41)
 Held ND to 101-200 passing yards:Navy, 2008 (110)
 Held ND to 100 or fewer passing yards:UCLA, 2007 (94)
 Held ND to 201-300 yards total offense:Boston College, 2008 (292)
 Held ND to 200 or fewer yards total offense:USC, 2007 (165)

Special Teams

Returned a punt for a TD:Penn State, 2007 (Derrick Williams - 78 yards)
 Returned a blocked punt for a TD:Michigan State, 2004
(Jerramy Scott - 0 yards)
 Returned a kickoff for a TD:Michigan, 2009 (Darryl Stonum - 94 yards)
 Punted 10 or more times:Rutgers, 2002 (10)
 Did not punt:Miami (Fla.), 1985
 Missed a kicking PAT:San Diego State, 2008

Miscellaneous

Had 30 or more first downs:LSU, 2007 Sugar Bowl (31)
 Had 20-29 first downs:Michigan, 2009 (21)
 Had 10 or more penalties:Boston College, 2007 (15)
 Had 100 or more yards in penalties:San Diego State, 2008 (100)
 Had 35 minutes or more of possession time:Boston College, 2007 (39:03)
 Had one 100-yard receiver and one 100-yard rusher:USC, 2006
(C.J. Cable, 107 rushing, Dwayne Jarrett, 132 receiving)

AN OPPOSING PLAYER

Rushing

Rushed for 300 or more yards:Tony Dorsett, Pittsburgh, 1975 (303)
 Rushed for 200-299 yards:Javon Ringer, Michigan State, 2008 (201)
 Rushed for 150-199 yards:LeSean McCoy, Pittsburgh, 2008 (169)
 Rushed for 100-149 yards:Brandon Minor, Michigan, 2009 (111)
 Rushed 40 or more times:Craig Heyward, Pittsburgh, 1987 (42)

Rushed 30-39 times:LeSean McCoy, Pittsburgh, 2008 (32)
 Rushed 25-29 times:Sam McGuffie, Michigan, 2008 (25)
 Rushed for five or more TDs:Walter Reyes, Syracuse, 2003 (5)
 Rushed for four or more TDs:Walter Reyes, Syracuse, 2003 (5)
 Rushed for three or more TDs:Reggie Bush, USC, 2005 (3)
 Rushed for two or more TDs:Javon Ringer, Michigan State, 2008 (2)
 Had a run of 80 yards or more:Sherman Lewis, Michigan State, 1963 (85)
 Had a run of 70-79 yards:Walter Reyes, Syracuse, 2003 (71)
 Had a run of 60-69 yards:Javon Ringer, Michigan State, 2008 (63)
 Had a run of 50-59 yards:Joe McKnight, USC, 2007 (51)

Passing

Passed for 500 or more yards:Never
 Passed for 400-499 yards:Matt Leinart, USC, 2004 (400)
 Passed for 300-399 yards:Curtis Painter, Purdue, 2008 (359)
 Attempted 60 or more passes:Andy Kelly, Tennessee, 1990 (60)
 Attempted 50-59 passes:Curtis Painter, Purdue, 2008 (55)
 Attempted 40-49 passes:Matt Ryan, Boston College, 2007 (49)
 Completed 30 or more passes:Matt Ryan, Boston College, 2007 (32)
 Completed 20-29 passes:Tate Forcier, Michigan, 2009 (23)
 Threw five or more TDs:Matt Leinart, USC, 2004 (5)
 Threw four TDs:Mark Sanchez, USC, 2007 (4)
 Threw three TDs:Ryan Mallett, Michigan, 2007 (3)
 Completed a pass of 90 yards or more:Kyle Orton, Purdue, 2004 (97)
 Completed a pass of 80-89 yards:Curtis Painter, Purdue, 2006 (88)
 Completed a pass of 70-79 yards:Joe Dailey, North Carolina, 2006 (72)
 Completed a pass of 60-69 yards:Chad Henne, Michigan, 2006 (69)
 Completed a pass of 50-59 yards:Anthony Morelli, Penn State, 2007 (51)

Receiving

Caught 10 or more passes:Desmond Tardy, Purdue, 2008 (10)
 Caught seven to nine passes:Aaron Bain, Hawai'i (Hawai'i Bowl), 2008 (8)
Greg Salas, Hawai'i (Hawai'i Bowl), 2008 (7)
 Had 200 or more yards receiving:Selwyn Lymon, Purdue, 2006 (238)
 Had 150-199 yards receiving:Desmond Tardy, Purdue, 2008 (175)
 Had 100-149 yards receiving:Aaron Bain, Hawai'i (Hawai'i Bowl), 2008 (109)
 Caught three or more TD passes:Dwayne Jarrett, USC, 2006 (3)
 Caught two TD passes:Aaron Bain, Hawai'i (Hawai'i Bowl), 2008 (2)

Scoring

Accounted for five or more touchdowns:Matt Leinart, USC, 2004
(5 passing)
 Accounted for four touchdowns:Matt Trannon, Michigan State, 2005
(3 receiving, 1 rushing)
 Accounted for three touchdowns:Tate Forcier, Michigan, 2009 (1 rushing, 2 passing)

Defense

Intercepted three or more passes:Rod Johnson, N.C. State, 2003 (3)
 Intercepted two passes:Ketric Buffin, Navy, 2008 (2)
 Recorded three or more sacks:Bruce Davis, UCLA, 2007 (3.0)
 Recorded two sacks:Bruce Carter, North Carolina, 2008 (2.0)

Special Teams

Kicked four or more field goals:Conor Lee, Pittsburgh, 2004 (5)
 Kicked a field goal 50 or more yards:Matt Payne, BYU, 2004 (53)
 Kicked a punt of 65 or more yards:Jared Armstrong, Purdue, 2006 (69)
 Totaled 100 or more kick return yards:Martavious Odoms, Michigan, 2009 (108)

The Charlie Weis
Record Book

TEAM RECORDS - OFFENSE

most points in a game

49	vs. Hawai'i	12.24.08
49	BYU	10.22.05
49	at Purdue	10.1.05
45	North Carolina	11.4.06
44	Navy	11.3.07
42	Navy	11.12.05
42	at Pittsburgh	9.3.05
41	Penn State	9.9.06
41	Tennessee	11.5.05
41	Michigan State	9.17.05
41	Army	11.18.06

most points in a quarter

28 (2nd)	at Pittsburgh	9.3.05
21 (2nd)	Nevada	9.5.09
21 (2nd)	vs. Hawai'i	12.24.08
21 (3rd)	vs. Hawai'i	12.24.08
21 (3rd)	Purdue	9.27.08
21 (1st)	Michigan	9.13.08
21 (2nd)	Navy	11.12.05
21 (3rd)	BYU	10.22.05
21 (2nd)	at Purdue	10.1.05
20 (2nd)	Army	11.18.06
20 (4th)	Tennessee	11.5.05
20 (1st)	at Air Force	11.11.06

most points in a half

35 (1st)	at Pittsburgh	9.3.05
31 (1st)	North Carolina	11.4.06
28 (1st)	Nevada	9.5.09
28 (1st)	vs. Hawai'i	12.24.08
28 (1st)	Michigan	9.13.08
28 (1st)	at Purdue	10.1.05
28 (2nd)	BYU	10.22.05
28 (1st)	Navy	11.12.05
28 (1st)	Purdue	9.30.06
27 (1st)	at Air Force	11.11.06

margin of victory

35	Nevada	9.5.09
32	Army	11.18.06
28	vs. Hawai'i	12.24.08
26	at Washington	10.25.08
26	BYU	10.22.05
24	Syracuse	11.19.05
24	Penn State	9.9.06
24	vs. Navy	10.28.06
22	at Air Force	11.11.06
21	at Pittsburgh	9.3.05
21	at Purdue	10.1.05
21	Navy	11.12.05
21	Stanford	10.7.06
21	Duke	11.17.07

fewest points in a game

0	at Boston College	11.8.08
0	at Michigan	9.15.07
0	USC	10.20.07
3	at USC	11.29.08
3	Georgia Tech	9.1.07
7	at Michigan State	9.20.08
10	at Penn State	9.8.07
14	Boston College	10.13.07
14	Michigan State	9.22.07
14	at Georgia Tech	9.2.06
14	vs. LSU	1.3.07

fewest points in a half

0 (1st)	at USC	11.29.08
0 (1st)	at Boston College	11.8.08

0 (2nd)	at Boston College	11.8.08
0 (1st)	at Michigan State	9.20.08
0 (1st)	USC	10.20.07
0 (2nd)	USC	10.20.07
0 (1st)	Boston College	10.13.07
0 (1st)	at Purdue	9.29.07
0 (2nd)	Michigan State	9.22.07
0 (1st)	at Michigan	9.15.07
0 (2nd)	at Michigan	9.15.07
0 (1st)	Georgia Tech	9.1.07
0 (2nd)	vs. LSU	1.3.07

most rushing yards in a game

275	at Pittsburgh	9.3.05
252	at Washington	10.25.08
235	Navy	11.3.07
233	at Washington	9.24.05
231	at Stanford	11.26.05
230	vs. Navy	11.15.08
221	Army	11.18.06
221	Navy	11.12.05
220	Duke	11.17.07
204	Stanford	10.7.06

fewest rushing yards in a game

-8	Georgia Tech	9.1.07
-6	at Michigan	9.15.07
0	at Penn State	9.8.07
4	Michigan	9.16.06
16	at Michigan State	9.20.08
27	Boston College	10.13.07
41	UCLA	10.21.06
41	Syracuse	11.22.08
44	BYU	10.22.05
46	at UCLA	10.6.07

most carries

63	Navy	11.3.07
52	USC	11.15.05
51	vs. Navy	11.15.08
50	at Stanford	11.26.05
50	at Purdue	10.1.05
50	at Pittsburgh	9.3.05
49	at Washington	10.25.08
48	Duke	11.17.07
47	at Washington	9.24.05
44	at Michigan	9.10.05

highest average gain per rush (min. 20)

6.52	at Air Force (27-176)	11.11.06
6.31	Army (35-221)	11.18.06
5.67	Navy (39-221)	11.12.05
5.50	at Pittsburgh (50-275)	9.3.05
5.23	Stanford (39-204)	10.7.06
5.14	at Washington (49-252)	10.25.08
5.10	at Michigan (30-154)	9.12.09
5.03	Purdue (40-201)	9.27.08
4.96	at Washington (47-233)	9.24.05
4.76	vs. Navy (37-176)	10.28.06

most rushing TDs scored

4	Navy	11.3.07
4	at Purdue	10.1.05
4	at Pittsburgh	9.3.05
3	at Washington	10.25.08
3	at Stanford	11.24.07
3	vs Ohio State	1.2.06
3	at Washington	9.24.05
3	Purdue	9.30.06
3	Army	11.18.06
2	vs. Navy	11.15.08
2	Michigan	9.13.08

2	Michigan State	9.22.07
2	Navy	11.12.05
2	at Stanford	11.26.05
2	USC	11.15.05
2	at Georgia Tech	9.2.06
2	vs. Navy	10.28.06

most passes attempted

60	Michigan State	9.17.05
52	at Purdue	9.29.07
49	Boston College	10.13.07
49	Michigan	9.16.06
48	at North Carolina	10.11.08
46	at Boston College	11.8.08
45	UCLA	10.21.06
45	vs. Ohio State	1.2.06
45	at USC	11.25.06
44	Pittsburgh	11.1.08

most passes completed

34	at Purdue	9.29.07
33	Michigan State	9.17.05
32	BYU	10.22.05
31	at North Carolina	10.11.08
30	at Purdue	10.1.05
29	Stanford	10.4.08
29	vs. Ohio State	1.2.06
29	Purdue	9.30.06
27	UCLA	10.21.06
27	Stanford	10.7.06

highest completion % (min. 10 att.)

85.7	vs. Hawai'i (24-28)	12.24.08
85.0	Nevada (17-20)	9.5.09
78.9	vs. Navy (15-19)	11.15.08
78.0	BYU (32-41)	10.22.05
76.9	at Purdue (30-39)	10.1.05
76.3	Purdue (29-38)	9.30.06
73.7	at Air Force (14-19)	11.11.06
73.3	Army (22-30)	11.18.06
72.5	Stanford (29-40)	10.4.08
72.0	vs. Navy (18-25)	10.28.06

most passing yards

487	Michigan State	9.17.05
468	at Purdue	10.1.05
467	BYU	10.22.05
432	at Stanford	11.26.05
413	vs. Hawai'i	12.24.08
383	at North Carolina	10.11.08
377	at Purdue	9.29.07
347	Stanford	10.4.08
346	North Carolina	11.4.06
336	at Michigan	9.12.09

most passing ypa (min. 10 att.)

16.6	Nevada (20-332)	9.5.09
14.8	vs. Hawai'i (28-413)	12.24.08
12.0	at Purdue (39-468)	10.1.05
11.8	vs. Navy (25-295)	10.28.06
11.4	BYU (41-467)	10.22.05
11.4	at Stanford (38-432)	11.26.05
10.9	at Air Force (19-207)	11.11.06
9.4	North Carolina (37-346)	11.4.06
9.2	Navy (31-284)	11.12.05
8.9	Tennessee (33-295)	11.5.05
8.9	at Michigan State (36-319)	9.23.06

most passing ypc (min. 5 comp.)

19.5	Nevada (17-332)	9.5.09
17.3	at Stanford (25-432)	11.26.05
17.2	vs. Hawai'i (24-413)	12.24.08

16.4	vs. Navy (18-295)	10.28.06
15.9	at Michigan State (20-319)	9.23.06
15.6	at Purdue (30-468)	10.1.05
15.0	North Carolina (23-346)	11.4.06
14.79	at Air Force (14-207)	11.11.06
14.76	Michigan State (33-487)	9.17.05
14.75	Tennessee (20-295)	11.5.05

most touchdown passes

6	BYU	10.22.05
5	vs. Hawai'i	12.24.08
5	Michigan State	9.17.05
5	at Michigan State	9.23.06
4	Nevada	9.5.09
4	at Air Force	11.11.06
4	North Carolina	11.4.06
4	Navy	11.12.05
3	at Michigan	9.12.09
3	Pittsburgh	11.1.08
3	Stanford	10.4.08
3	Purdue	9.27.08
3	San Diego State	9.6.08
3	Duke	11.17.07
3	Air Force	11.10.07
3	Army	11.18.06
3	Tennessee	11.5.05
3	at Stanford	11.26.05
3	at Purdue	10.1.05
3	Stanford	10.7.06
3	Penn State	9.9.06
3	Michigan	9.16.06
3	vs. Navy	10.28.06
3	at USC	11.25.06
3	at Purdue	9.29.07

most passes had intercepted

4	at Boston College	11.8.08
3	Michigan	9.16.06
2	at USC	11.29.08
2	vs. Navy	11.15.08
2	at North Carolina	10.11.08
2	at Michigan State	9.20.08
2	Michigan	9.13.08
2	San Diego State	9.6.08
2	Boston College	10.13.07
2	at Stanford	11.26.05
2	at Purdue	10.1.05
2	vs. LSU	1.3.07
2	at Michigan	9.15.07
2	at Purdue	9.29.07

highest passing efficiency (min. 11 att.)

290.4	Nevada	9.5.09
268.5	vs. Hawai'i	12.24.08
234.7	at Air Force	11.11.06
222.0	BYU	10.22.05
210.7	vs. Navy	10.28.06
192.9	at Purdue	10.1.05
184.1	Navy	11.12.05
176.8	at Stanford	11.26.05
176.4	North Carolina	11.4.06
170.3	at Michigan State	9.23.06

most total offense plays

98	Michigan State (38r,60p)	9.17.05
90	Navy (63r,27p)	11.3.07
89	at Purdue (50r,39p)	10.1.05
88	at Stanford (50r,38p)	11.26.05
87	USC (52r,35p)	11.15.05
84	at Washington (47r,37p)	9.24.05
83	Pittsburgh (39r,44p)	11.1.08
81	Purdue (43r,38p)	9.30.06

**The Charlie Weis
Record Book**

80	Duke (48r,32p)	11.17.07
80	UCLA (35r,45p)	10.21.06

most total offense yards gained

663	at Stanford (231r,432p)	11.26.05
621	at Purdue (153r,468p)	10.1.05
594	Michigan State (107r,487p)	9.17.05
560	at Washington (233r,327p)	9.24.05
511	BYU (44r,467p)	10.22.05
510	Nevada (178r,332p)	9.5.09
505	Navy (221r,284p)	11.12.05
502	at Pittsburgh (275r,227p)	9.3.05
490	at Michigan (154r, 336p)	9.12.09
478	vs. Hawai'i (65r,413p)	12.24.08

highest average gain per play

8.4	Nevada (61-510)	9.5.09
8.3	at Air Force (46-383)	11.11.06
8.0	BYU (64-511)	10.22.05
7.7	vs. Hawai'i (62-478)	12.24.08
7.6	vs. Navy (62-471)	10.28.06
7.5	at Stanford (88-663)	11.26.05
7.2	Navy (70-505)	11.12.05
7.0	at Purdue (89-621)	10.1.05
6.9	at Michigan State (53-366)	9.23.06
6.8	at Michigan (72-490)	9.12.09

most all-purpose yards gained

794	at Stanford	11.26.05
716	Michigan State	9.17.05
698	BYU	10.22.05
683	at Purdue	10.1.05
646	North Carolina	11.4.06
642	vs. Hawai'i	12.24.08
627	Purdue	9.27.08
622	at Washington	9.24.05
605	Tennessee	11.5.05
595	at Michigan	9.12.09

most all-purpose attempts

87	Navy	11.3.07
85	at Stanford	11.26.05
84	at Purdue	10.1.05
81	USC	11.15.05
78	Michigan State	9.17.05
76	vs. Navy	11.15.08
76	at Washington	9.24.05
76	Purdue	9.30.06
72	at Pittsburgh	9.3.05
72	at Michigan	9.12.09

most touchdowns scored

7	vs. Hawai'i	12.24.08
7	at Purdue	10.1.05
7	BYU	10.22.05
6	Navy	11.3.07
6	Army	11.18.06
6	at Air Force	11.11.06
6	North Carolina	11.4.06
6	Navy	11.12.05
6	at Pittsburgh	9.3.05
6	at Michigan State	9.23.06

most first downs in a game

33	at Pittsburgh	9.3.05
33	Purdue	9.30.06
32	at Purdue	10.1.05
31	Michigan State	9.17.05
31	at Washington	9.24.05
30	at Stanford	11.26.05
29	Navy	11.12.05
29	Stanford	10.7.06

28	USC	11.15.05
27	at Michigan	9.12.09
27	at North Carolina	10.11.08
27	BYU	10.22.05
27	Navy	11.3.07

fewest first downs in a game

4	at USC	11.29.08
9	Michigan State	9.22.07
9	at Penn State	9.8.07
10	USC	10.20.07
10	at Michigan	9.15.07
12	at UCLA	10.6.07
13	Georgia Tech	9.1.07
13	at Michigan State	9.23.06
14	Michigan	9.13.08
14	Boston College	10.13.07
14	Michigan	9.16.06
14	Tennessee	11.5.05

most time of possession

38:40	USC	11.15.05
38:01	Purdue	9.30.06
37:28	at Washington	10.25.08
36:56	at Washington	9.24.05
36:03	at Purdue	10.1.05
35:49	Michigan State	9.17.05
35:35	Duke	11.17.07
35:25	at Georgia Tech	9.2.06
35:26	Purdue	9.27.08
35:33	vs. Navy	11.15.08

least time of possession

20:57	Boston College	10.13.07
21:25	at Air Force	11.11.06
24:21	at Michigan State	9.23.06
25:45	at Stanford	11.24.07
25:54	Air Force	11.10.07
25:59	at USC	11.28.08
26:00	at Penn State	9.8.07
26:04	Michigan	9.16.06
26:15	at Michigan State	9.20.08
26:16	at Michigan	9.15.07

most third down conversions

10	at North Carolina	10.11.08
10	at Purdue	10.1.05
10	USC	11.15.05
10	at Pittsburgh	9.3.05
10	Duke	11.17.07
9	Navy	11.3.07
9	Navy	11.12.05
9	vs. Ohio State	1.2.06
8	vs. LSU	1.3.07
8	North Carolina	11.4.06
8	BYU	11.12.05
8	at Stanford	11.26.05
8	Purdue	9.30.06

fewest third down conversions

1	at Michigan State	9.23.06
1	at USC	11.29.08
2	at Penn State	9.8.07
2	Michigan	9.16.06
3	vs. Navy	11.15.08
3	Michigan	9.13.08
3	San Diego State	9.6.08
3	at UCLA	10.6.07
3	at Air Force	11.11.06
4	vs. Hawai'i	12.24.08
4	Syracuse	11.22.08
4	Stanford	10.4.08

4	at Stanford	11.24.07
4	Air Force	11.10.07
4	USC	10.20.07
4	at Michigan	9.15.07
4	UCLA	10.21.06
4	at Michigan	9.10.05

most fourth down conversions

6	Navy	11.3.07
4	at Purdue	9.29.07
4	UCLA	10.21.06
4	Penn State	9.9.06
3	Purdue	9.27.08
3	vs. Navy	10.28.06
3	Michigan State	9.17.05
2	Syracuse	11.22.08
2	at Washington	10.25.08
2	Stanford	10.4.08
2	Air Force	11.10.07
2	at USC	11.25.06
2	at Georgia Tech	9.2.06
2	Syracuse	11.19.05
2	at Michigan State	9.23.06
2	Purdue	9.30.06
2	Georgia Tech	9.1.07

TEAM RECORDS - SPECIAL TEAMS**most punts**

10	USC	10.20.07
10	at Penn State	9.8.07
9	at UCLA	10.6.07
9	at Michigan	9.10.05
9	Michigan State	9.22.07
8	at USC	11.29.08
7	at Boston College	11.8.08
7	at Michigan	9.15.07
7	Georgia Tech	9.1.07
7	UCLA	10.21.06
7	Michigan	9.16.06
7	at Michigan State	9.23.06

most punt returns

7	vs. Navy	11.15.08
6	at Stanford	11.26.05
5	North Carolina	11.4.06
4	at Stanford	11.24.07
4	USC	11.15.05
4	at Georgia Tech	9.2.06
3	at Washington	10.25.08
3	at Boston College	11.8.08
3	at Michigan State	9.20.08
3	San Diego State	9.6.08
3	USC	10.20.07
3	Boston College	10.13.07
3	at Michigan	9.15.07
3	Army	11.18.06
3	Tennessee	11.5.05
3	Syracuse	11.19.05
3	Duke	11.17.07

most punt return yards

118	Tennessee	11.5.05
92	vs. Navy	11.15.08
87	USC	11.15.05
84	North Carolina	11.4.06
64	at Stanford	11.24.07
47	at Penn State	9.8.07
44	at Boston College	11.8.08
41	San Diego State	9.6.08
37	Navy	11.3.07
34	Boston College	10.13.07
34	at Stanford	11.26.05

highest avg. per punt return (min. 2 ret.)

39.3	Tennessee (3-118)	11.5.05
23.5	at Penn State (2-47)	9.8.07
21.8	USC (4-87)	11.15.05
18.5	Navy (2-37)	11.3.07
16.8	North Carolina (5-84)	11.4.06
16.0	at Stanford (4-64)	11.24.07
15.5	at Washington (2-31)	9.24.05
14.7	at Boston College (3-44)	11.8.08
13.7	San Diego State (3-41)	9.6.08
13.1	vs. Navy (7-92)	11.15.08

most kick returns

8	Georgia Tech	9.1.07
8	at Purdue	9.29.07
7	at North Carolina	10.11.08
7	Michigan	9.16.06
7	at USC	11.25.06
6	Air Force	11.10.07
6	vs. LSU	1.3.07
5	Syracuse	11.22.08
5	Pittsburgh	11.1.08
5	at Michigan State	9.20.08
5	Navy	11.3.07
5	USC	10.20.07
5	Michigan State	9.22.07
5	at Michigan	9.15.07
5	BYU	10.22.05

most kick return yards

158	Michigan	9.16.06
147	at Michigan State	9.20.08
142	at USC	11.25.06
133	vs. Hawai'i	12.24.08
133	at Michigan	9.15.07
132	at Purdue	9.29.07
131	Navy	11.3.07
128	vs. LSU	1.3.07
120	at North Carolina	10.11.08
117	Air Force	11.10.07

highest avg. per kick return (min. 2 ret.)

44.3	vs. Hawai'i (3-133)	12.24.08
39.5	at Georgia Tech (2-79)	9.2.06
33.3	at Michigan (3-100)	9.12.09
31.0	at Purdue (2-62)	10.1.05
29.4	at Michigan State (5-147)	9.20.08
27.5	North Carolina (4-110)	11.4.06
26.6	at Michigan (5-133)	9.15.07
26.3	Purdue (4-105)	9.27.08
26.2	Navy (5-131)	11.3.07
25.3	at Penn State (4-101)	9.8.07
24.8	at Michigan State (4-99)	9.23.06

TEAM RECORDS - DEFENSE**most points allowed**

47	Michigan	9.16.06
46	Navy	11.3.07
44	Michigan State	9.17.05
44	at USC	11.25.06
41	vs. LSU	1.3.07
41	Air Force	11.10.07
38	at Michigan	9.12.09
38	at USC	11.29.08
38	at Michigan	9.15.07
38	USC	10.20.07

most points allowed (quarter)

21 (2nd)	at Michigan	9.15.07
20 (1st)	Michigan	9.16.06
17 (2nd)	at USC	11.29.08
17 (1st)	Michigan State	9.23.06

**The Charlie Weis
Record Book**

79	at Boston College	11.8.08
81	Navy	11.3.07
90	at Michigan	9.15.07
92	Army	11.18.06
98	at Washington	10.25.08
120	Air Force	11.10.07

most interceptions

4	at UCLA	10.6.07
3	at USC	11.29.08
3	Pittsburgh	11.1.08
3	Stanford	10.4.08
2	Nevada	9.5.09
2	Michigan	9.13.08
2	Tennessee	10.5.05
2	BYU	10.22.05
2	USC	10.15.05
2	at Michigan State	9.23.06
2	Army	11.18.06
2	at USC	11.25.06
2	at Purdue	9.29.07
2	at Stanford	11.24.07

fewest interceptions

0	Syracuse	11.22.08
0	vs. Navy	11.15.08
0	at Boston College	11.8.08
0	at Washington	10.25.08
0	at North Carolina	10.11.08
0	at Michigan State	9.20.08
0	Georgia Tech	9.1.07
0	at Michigan	9.15.07
0	USC	10.20.07
0	Navy	11.3.07
0	Air Force	11.10.07
0	Duke	11.17.07
0	at Stanford	11.25.05
0	vs. Ohio State	1.2.06
0	at Georgia Tech	9.2.06
0	Purdue	9.30.06
0	vs. Navy	10.28.06
0	North Carolina	11.4.06
0	at Air Force	11.11.06

most total offense yards allowed

617	vs. Ohio State	1.2.06
577	vs. LSU	1.3.07
514	at Purdue	10.1.05
490	Purdue	9.30.06
488	Michigan State	9.17.05
476	USC	10.15.05
462	Purdue	9.27.08
462	USC	10.20.07
459	Boston College	10.13.07
449	at USC	11.29.08
449	at Washington	9.24.05

fewest total offense yards allowed

124	at Washington	10.25.08
150	Army	11.18.06
221	Syracuse	11.19.05
226	Stanford	10.7.06
232	Duke	11.17.07
243	UCLA	10.21.06
244	North Carolina	11.4.06
259	at Georgia Tech	9.2.06
282	at UCLA	10.6.07
292	at Boston College	11.8.08

most plays allowed

83	Boston College	10.13.07
82	at Purdue	10.1.05

79	Air Force	11.10.07
79	at Air Force	11.11.06
79	at Purdue	9.29.07
79	BYU	10.22.05
77	Pittsburgh	11.1.08
77	at Michigan	9.15.07
75	at UCLA	10.6.07
75	Navy	11.3.07

fewest plays allowed

48	at Washington	10.25.08
49	North Carolina	11.4.06
49	Stanford	10.7.06
52	at Georgia Tech	9.1.06
56	Nevada	9.5.09
57	Army	11.18.06
60	USC	11.25.06
60	Syracuse	11.19.05
61	Stanford	10.7.06
62	Syracuse	11.22.08
62	at Washington	9.24.05

most first downs allowed

31	vs. LSU	1.3.07
29	at Purdue	10.1.05
27	at Purdue	9.29.07
27	vs. Ohio State	1.2.06
26	BYU	10.22.05
25	at Michigan	9.15.07
25	Penn State	9.9.06
24	vs. Navy	11.15.08
24	Purdue	9.30.06
24	at Air Force	11.11.06
24	USC	10.20.07

fewest first downs allowed

9	at Washington	10.25.08
10	North Carolina	11.4.06
11	Syracuse	11.19.05
12	UCLA	10.21.07
12	Army	11.18.06
14	at Stanford	11.26.05
14	Stanford	10.7.06
14	at Georgia Tech	9.1.06
15	Nevada	9.5.09
15	at Michigan	9.10.05

most fumble returns for TD

1	Michigan	9.13.08
1	Penn State	9.9.06
1	at UCLA	10.6.07

most fumble returns

2	at UCLA	10.6.07
1	Syracuse	11.22.08
1	Stanford	10.4.08
1	Penn State	9.9.06
1	Michigan	9.13.08

most fumble return yards

45	at UCLA	10.6.07
35	Michigan	9.13.08
28	Syracuse	11.22.08
25	Penn State	9.9.06
2	Stanford	10.4.08

most interception returns for TD

1	Michigan State	9.23.06
1	at Penn State	9.8.07
1	Boston College	10.13.07
1	Purdue	9.27.08

most punt block returns for TD

1	vs. Navy	11.15.08
---	----------	----------

most interception returns

4	at UCLA	10.6.07
3	Pittsburgh	11.1.08
3	at USC	11.29.08
3	Stanford	10.4.08
2	Nevada	9.5.09
2	Michigan	9.13.08
2	at Stanford	11.24.07
2	at Purdue	9.29.07
2	at USC	11.25.06
2	Army	11.18.06
2	Tennessee	11.5.05
2	USC	11.15.05
2	BYU	10.22.05
2	at Michigan State	9.23.06

most interception return yards

86	BYU	10.22.05
80	Michigan	9.13.08
74	Tennessee	11.5.05
73	at Penn State	9.8.07
64	at UCLA	10.6.07
51	Michigan	9.16.06
47	Pittsburgh	11.1.08
47	Purdue	9.27.08
46	at Stanford	11.24.07
32	at USC	11.29.08

highest average per int return (min. 2 ret.)

43.0	BYU (2-86)	10.22.05
40.0	Michigan (2-80)	9.13.08
37.0	Tennessee (2-74)	11.5.05
23.0	at Stanford (2-46)	11.24.07
16.0	at UCLA (4-64)	10.6.07
15.7	Pittsburgh (3-47)	11.1.08
13.5	at Michigan State (2-27)	9.23.06
10.7	at USC (3-32)	11.29.08
6.5	USC (2-13)	11.15.05
0.7	Stanford (3-2)	10.4.08

most tackles

109	at Air Force (45-64)	11.11.06
109	Navy (35-74)	11.3.07
97	Air Force (39-58)	11.10.07
97	Navy (29-68)	11.12.05
87	Michigan State (35-52)	9.22.07
87	BYU (42-45)	10.22.05
85	at Michigan (51-34)	9.15.07
85	Michigan (31-54)	9.16.06
83	USC (35-48)	10.20.07
83	at Stanford (45-38)	11.24.07

most quarterback sacks

8.0	vs. Hawai'i	12.24.08
7.0	at Stanford	11.26.05
5.0	Stanford	10.4.08
5.0	at Stanford	11.24.07
5.0	at UCLA	10.6.07
5.0	Stanford	10.7.06
5.0	at Pittsburgh	9.3.05
4.0	at Washington	10.25.08
4.0	North Carolina	11.4.06
4.0	vs. Navy	10.28.06

most tackles for loss

12.0	Syracuse	11.19.05
11.0	Tennessee	11.5.05
10.0	at Stanford	11.26.05
10.0	at Michigan	9.12.09

9.0	at UCLA	10.6.07
9.0	Michigan State	9.17.05
8.0	vs. Hawai'i	12.24.08
8.0	Pittsburgh	11.1.08
8.0	Army	11.18.06
8.0	North Carolina	11.4.06
8.0	UCLA	10.21.06
8.0	at Pittsburgh	9.3.05
8.0	Michigan	9.13.08
8.0	Michigan	9.16.06

most fumbles forced

4	at UCLA	10.6.07
3	at Michigan	9.12.09
3	Penn State	9.9.06
3	Michigan State	9.17.05
2	vs. LSU	1.3.07
2	Syracuse	11.22.08
2	at Boston College	11.8.08
2	Michigan	9.13.08
2	Navy	11.3.07
2	at Penn State	9.8.07
2	Tennessee	11.5.05
2	at Pittsburgh	9.3.05
2	at Michigan State	9.23.06
2	at Washington	9.24.05

most fumbles recovered

4	Michigan	9.13.08
3	at UCLA	10.6.07
2	Syracuse	11.22.08
2	Duke	11.17.07
2	Air Force	11.10.07
2	at Michigan	9.15.07
2	at Penn State	9.8.07
2	vs. Ohio State	1.2.06
2	Penn State	9.9.06
2	Michigan State	9.17.05
2	at Washington	9.24.05

most pass breakups

9	at Michigan	9.10.05
8	San Diego State	9.6.08
7	USC	10.20.07
7	at UCLA	10.6.07
6	Syracuse	11.22.08
6	at Boston College	11.8.08
6	Duke	11.17.07
6	at Purdue	10.1.05
5	vs. Hawai'i	12.24.08
5	Tennessee	11.5.05
5	at Pittsburgh	9.3.05
5	Penn State	9.9.06
5	at Washington	9.24.05
5	Purdue	9.30.06

most blocked kicks

2	North Carolina	11.4.06
2	vs. Ohio State	1.2.06
2	Syracuse	11.19.05
1	13 Times	

The Charlie Weis
Record Book

INDIVIDUAL RECORDS - OFFENSE

most rushing attempts

35	Darius Walker, at Stanford (11.26.05)
32	James Aldridge, Navy (11.3.07)
31	Darius Walker, Purdue (9.30.06)
26	Darius Walker, Syracuse (11.19.05)
26	Darius Walker, at Michigan (9.10.05)
26	Darius Walker, Michigan State (9.17.05)
25	Darius Walker, Stanford (10.7.06)
24	Darius Walker, Army (11.18.06)
23	Darius Walker, at Purdue (10.1.05)
22	James Aldridge, at UCLA (10.6.07)
22	Darius Walker, at Georgia Tech (9.2.06)
22	Darius Walker, vs. LSU (1.3.07)

most rushing yards

186	Darius Walker, at Stanford (11.26.05)
162	Darius Walker, Army (11.18.06)
153	Darius Walker, Stanford (10.7.06)
153	Darius Walker, at Air Force (11.11.06)
146	Darius Walker, Purdue (9.30.06)
139	Armando Allen, at Michigan (9.12.09)
136	Robert Hughes, at Stanford (11.24.07)
134	Armando Allen, Purdue (9.27.08)
128	Darius Walker, at Washington (9.24.05)
128	Darius Walker, vs. LSU (1.3.07)

highest average gain per rush (min. 10)

10.2	Darius Walker, at Air Force (11.11.06)	15-153
7.9	Armando Allen, Purdue (9.27.08)	17-134
7.6	Robert Hughes, at Stanford (11.24.07)	18-136
6.8	Darius Walker, Army (11.18.06)	24-162
6.7	Brady Quinn, at USC (11.25.06)	11-74
6.6	Armando Allen, at Michigan (9.12.09)	21-139
6.47	Robert Hughes, vs. Duke (11.17.07)	17-110
6.46	James Aldridge, at Washington (10.25.08)	13-84
6.2	Darius Walker, Navy (11.12.05)	19-118
6.12	Darius Walker, Stanford (10.7.06)	25-153

most rushing touchdowns

3	Travis Thomas, Navy (11.3.07)
3	Rashon Powers-Neal, at Pittsburgh (9.3.05)
3	Darius Walker, vs Ohio State (1.2.06)
2	James Aldridge, at Washington (10.25.08)
2	Robert Hughes, vs. Michigan (9.13.08)
2	Darius Walker, Army (11.18.06)
2	Rashon Powers-Neal, at Purdue (10.1.05)

longest rush from scrimmage

60	Brady Quinn, at USC (11.25.06)
45	Robert Hughes, at Stanford (11.24.07)
43	James Aldridge, Michigan State (9.22.07)
43	Travis Thomas, Penn State (9.9.06)
39	Darius Walker, at Air Force (11.11.06)
38	Darius Walker, at Stanford (11.26.05)
37	Darius Walker, Syracuse (11.19.05)
35	Darius Walker, vs. LSU (1.3.07)
35	Harrison Smith, at Washington (10.25.08)
33	Robert Hughes, vs. Duke (11.17.07)

most passing attempts

60	Brady Quinn, Michigan State (9.17.05)
48	Jimmy Clausen, at North Carolina (10.11.08)
48	Brady Quinn, Michigan (9.16.06)
46	Jimmy Clausen, at Boston College (11.8.08)
45	Brady Quinn, at USC (11.25.06)
45	Brady Quinn, UCLA (10.21.06)
45	Brady Quinn, vs Ohio State (1.2.06)
44	Jimmy Clausen, Pittsburgh (11.1.08)
42	Jimmy Clausen, at Michigan (9.12.09)
41	Jimmy Clausen, at Michigan State (9.20.08)

most passing completions

33	Brady Quinn, Michigan State (9.17.05)
32	Brady Quinn, BYU (10.22.05)
31	Jimmy Clausen, at North Carolina (10.11.08)
29	Jimmy Clausen, Stanford (10.4.08)
29	Brady Quinn, vs Ohio State (1.2.06)
29	Brady Quinn, at Purdue (10.1.05)
29	Brady Quinn, Purdue (9.30.06)
27	Brady Quinn, UCLA (10.21.06)
27	Brady Quinn, Stanford (10.7.06)
26	Jimmy Clausen, Boston College (11.8.08)

highest completion percentage (min. 10 att.)

84.6	Jimmy Clausen, vs. Hawai'i (12.24.08)	22-26
83.3	Jimmy Clausen, Nevada (9.5.09)	15-18
83.3	Jimmy Clausen, vs. Navy (11.15.08)	15-18
80.6	Brady Quinn, at Purdue (10.1.05)	29-36
78.0	Brady Quinn, BYU (10.22.05)	32-41
76.9	Evan Sharpley, Georgia Tech (9.1.07)	10-13
76.3	Brady Quinn, Purdue (9.30.06)	29-38
73.7	Brady Quinn, at Air Force (11.11.06)	14-19
73.3	Brady Quinn, Army (11.18.06)	22-30
73.0	Brady Quinn, Stanford (10.7.06)	27-37

most passing yards

487	Brady Quinn, Michigan State (9.17.05)
467	Brady Quinn, BYU (10.22.05)
440	Brady Quinn, at Purdue (10.1.05)
432	Brady Quinn, at Stanford (11.26.05)
401	Jimmy Clausen, vs. Hawai'i (12.24.08)
383	Jimmy Hughes, at North Carolina (10.11.08)
347	Jimmy Clausen, Stanford (10.4.08)
346	Brady Quinn, North Carolina (11.4.06)
336	Jimmy Clausen, at Michigan (9.12.09)
327	Brady Quinn, at Washington (9.24.05)
319	Brady Quinn, at Michigan State (9.23.06)

most passing yards per attempt (min. 10 att.)

17.5	Jimmy Clausen, Nevada (9.5.09)	18-315
15.4	Jimmy Clausen, vs. Hawai'i (12.24.08)	26-401
12.2	Brady Quinn, at Purdue (10.1.05)	36-440
11.8	Brady Quinn, vs. Navy (10.28.06)	25-295
11.4	Brady Quinn, BYU (10.22.05)	41-467
11.4	Brady Quinn, at Stanford (11.26.05)	38-432
10.9	Brady Quinn, at Air Force (11.11.06)	19-207
9.9	Brady Quinn, North Carolina (11.4.06)	35-346
9.2	Brady Quinn, Navy (11.12.05)	31-284
8.9	Brady Quinn, Tennessee (11.5.05)	33-295
8.9	Brady Quinn, at Michigan State (9.23.06)	36-319

most passing yards per comp. (min. 5 comp.)

21.0	Jimmy Clausen, Nevada (9.5.09)	15-315
18.2	Jimmy Clausen, vs. Hawai'i (12.24.08)	22-401
17.3	Brady Quinn, at Stanford (11.26.05)	25-432
16.4	Brady Quinn, vs. Navy (10.28.06)	18-295
15.9	Brady Quinn, at Michigan State (9.23.06)	20-319
15.2	Brady Quinn, at Purdue (10.1.05)	29-440
15.0	Brady Quinn, North Carolina (11.4.06)	23-346
14.8	Brady Quinn, at Air Force (11.11.06)	14-207
14.8	Brady Quinn, Michigan State (9.17.05)	33-487
14.8	Brady Quinn, Tennessee (11.5.05)	20-295

most passing touchdowns

6	Brady Quinn, BYU (10.22.05)
5	Jimmy Clausen, vs. Hawai'i (12.24.08)
5	Brady Quinn, Michigan State (9.17.05)
5	Brady Quinn, at Michigan State (9.23.06)
4	Jimmy Clausen, Nevada (9.5.09)
4	Brady Quinn, at Air Force (11.11.06)
4	Brady Quinn, North Carolina (11.4.06)
4	Brady Quinn, Navy (11.12.05)
3	Jimmy Clausen, at Michigan (9.12.09)

3	Jimmy Clausen, Pittsburgh (11.1.08)
3	Jimmy Clausen, Stanford (10.4.08)
3	Jimmy Clausen, Purdue (9.27.08)
3	Jimmy Clausen, San Diego State (9.6.08)
3	Jimmy Clausen, Duke (11.17.07)
3	Jimmy Clausen, Air Force (11.10.07)
3	Brady Quinn, at USC (11.25.06)
3	Brady Quinn, Army (11.18.06)
3	Brady Quinn, Tennessee (11.5.05)
3	Brady Quinn, at Stanford (11.26.05)
3	Brady Quinn, at Purdue (10.1.05)
3	Brady Quinn, Stanford (10.7.06)
3	Brady Quinn, Penn State (9.9.06)
3	Brady Quinn, Michigan (9.16.06)
3	Brady Quinn, vs. Navy (10.28.06)

most passing interceptions

4	Jimmy Clausen, at Boston College (11.8.08)
3	Brady Quinn, Michigan (9.16.06)
2	Jimmy Clausen, at USC (11.29.08)
2	Jimmy Clausen, vs. Navy (11.15.08)
2	Jimmy Clausen, at North Carolina (10.11.08)
2	Jimmy Clausen, Michigan (9.13.08)
2	Jimmy Clausen, San Diego State (9.6.08)
2	Jimmy Clausen, Boston College (10.13.07)
2	Brady Quinn, at Stanford (11.26.05)
2	Brady Quinn, vs. LSU (1.3.07)
2	Jimmy Clausen, at Michigan State (9.20.08)

highest passing efficiency rating (min. 10 att.)

303.7	Jimmy Clausen, Nevada (9.5.09)
277.6	Jimmy Clausen, vs. Hawai'i (12.24.08)
234.7	Brady Quinn, at Air Force (11.11.06)
222.0	Brady Quinn, BYU (10.22.05)
210.7	Brady Quinn, vs. Navy (10.28.06)
205.2	Brady Quinn, at Purdue (10.1.05)
186.5	Brady Quinn, North Carolina (11.4.06)
184.1	Brady Quinn, Navy (11.12.05)
176.8	Brady Quinn, at Stanford (11.26.05)
170.3	Brady Quinn, at Michigan State (9.23.06)

longest pass completion

88	Jimmy Clausen, Nevada (9.5.09)
80	Brady Quinn, at Stanford (11.26.05)
73	Brady Quinn, Tennessee (11.5.05)
70	Jimmy Clausen, Nevada (9.5.09)
69	Jimmy Clausen, vs. Hawai'i (12.24.08)
62	Brady Quinn, at Michigan State (9.23.06)
60	Jimmy Clausen, Michigan (9.13.08)
55	Brady Quinn, at Purdue (10.1.05)
52	Brady Quinn, at Washington (9.24.05)
51	Jimmy Clausen, at Washington (10.25.08)
51	Brady Quinn, at Pittsburgh (9.3.05)
51	Brady Quinn, at Air Force (11.11.06)

most receptions

14	Maurice Stovall, BYU (10.22.05)
10	Michael Floyd, Pittsburgh (11.1.08)
10	Rhema McKnight, Purdue (9.30.06)
10	Jeff Samardzija, BYU (10.22.05)
9	Golden Tate, at Michigan (9.12.09)
9	Armando Allen, at Boston College (11.8.08)
9	Jeff Samardzija, Army (11.18.06)
9	Maurice Stovall, vs Ohio State (1.2.06)
9	Darius Walker, Purdue (9.30.06)
8	Jeff Samardzija, vs. LSU (1.3.07)
8	John Carlson, North Carolina (11.4.06)
8	David Grimes, UCLA (10.21.06)
8	Jeff Samardzija, UCLA (10.21.06)
8	Rhema McKnight, Georgia Tech (9.2.06)
8	Jeff Samardzija, Stanford (11.26.05)
8	Jeff Samardzija, Washington (9.24.05)

The Charlie Weis Record Book

8	Maurice Stovall, Navy (11.12.05)
8	Maurice Stovall, at Purdue (10.1.05)
8	Maurice Stovall, Michigan State (9.17.05)

most receiving yards

207	Maurice Stovall, BYU (10.22.05)
191	Jeff Samardzija, at Stanford (11.26.05)
189	Michael Floyd, Nevada (9.5.09)
177	Golden Tate, vs. Hawai'i (12.24.08)
177	Jeff Samardzija, North Carolina (11.4.06)
176	Maurice Stovall, Michigan State (9.17.05)
164	Jeff Samardzija, at Washington (9.24.05)
153	Jeff Samardzija, at Purdue (10.1.05)
152	Jeff Samardzija, BYU (10.22.05)
146	Golden Tate, Syracuse (11.22.08)

highest avg. gain per reception (min. 3 rec.)

47.3	Michael Floyd, Nevada (9.5.09)	4-189
34.7	Golden Tate, at Purdue (9.29.07)	3-104
31.8	Golden Tate, Michigan (9.13.08)	4-127
30.3	Maurice Stovall, Syracuse (11.19.05)	3-91
30.2	John Carlson, at Michigan State (9.23.06)	4-121
29.5	Jeff Samardzija, North Carolina (11.4.06)	6-177
29.5	Golden Tate, vs. Hawai'i (12.24.08)	6-177
26.8	Michael Floyd, at Washington (10.25.08)	4-107
24.2	Golden Tate, at North Carolina (10.11.08)	5-121
24.0	David Grimes, vs. Navy (10.28.06)	3-72

most receiving touchdowns

4	Maurice Stovall, BYU (10.22.05)
3	Michael Floyd, Nevada (9.5.09)
3	Golden Tate, vs. Hawai'i (12.24.08)
3	Jeff Samardzija, Michigan State (9.17.05)
3	Jeff Samardzija, Navy (11.12.05)
2	Golden Tate, at Michigan (9.12.09)
2	Golden Tate, Syracuse (11.22.08)
2	Michael Floyd, Pittsburgh (11.1.08)
2	Duval Kamara, Navy (11.3.07)
2	Rhema McKnight, Army (11.18.06)
2	Rhema McKnight, North Carolina (11.4.06)
2	Rhema McKnight, at Michigan State (9.23.06)
2	Rhema McKnight, Purdue (9.30.06)
2	Jeff Samardzija, Purdue (9.30.06)
2	Jeff Samardzija, at Stanford (11.26.05)
2	Jeff Samardzija, at Purdue (10.1.05)
2	Jeff Samardzija, BYU (10.22.05)
2	Jeff Samardzija, at Michigan State (9.23.06)
2	Rhema McKnight, vs. Navy (10.28.06)

longest pass reception

88	Michael Floyd, Nevada (9.5.09)
80	Jeff Samardzija, at Stanford (11.26.05)
73	Jeff Samardzija, Tennessee (11.5.05)
70	Michael Floyd, Nevada (9.5.09)
69	Golden Tate, vs. Hawai'i (12.24.08)
62	John Carlson, at Michigan State (9.23.06)
60	Golden Tate, Michigan (9.13.08)
55	Jeff Samardzija, at Purdue (10.1.05)
52	Jeff Samardzija, at Washington (9.24.05)
51	Michael Floyd, at Washington (10.25.08)
51	Darius Walker, at Pittsburgh (9.3.05)
51	Jeff Samardzija, at Air Force (11.11.06)

most total offense plays

67	Brady Quinn, Michigan State (9.17.05)	7r,60p
59	Jimmy Clausen, at North Carolina (10.11.08)	11r,48p
59	Brady Quinn, UCLA (10.21.06)	14r,45p
56	Brady Quinn, at USC (11.25.06)	11r,45p
55	Brady Quinn, vs. Ohio State (1.2.06)	10r,45p
52	Jimmy Clausen, at Boston College (11.8.08)	6r,46p
52	Brady Quinn, Michigan (9.16.06)	4r,48p
50	Jimmy Clausen, Air Force (11.10.07)	10r,40p

48	Brady Quinn, USC (11.15.05)	13r,35p
47	Jimmy Clausen, Pittsburgh (11.1.08)	3r,44p

most total offense yards gained

479	Brady Quinn, Michigan State (9.17.05)	-8r,487p
463	Brady Quinn, at Purdue (10.1.05)	23r,440p
457	Brady Quinn, BYU (10.22.05)	-10r,467p
453	Brady Quinn, at Stanford (11.26.05)	21r,432p
395	Jimmy Clausen, vs. Hawai'i (12.24.08)	-6r,401p
377	Jimmy Clausen, at North Carolina (10.11.08)	-6r,383p
356	Brady Quinn, at Washington (9.24.05)	29r,327p
351	Jimmy Clausen, Stanford (10.4.08)	4r,347p
348	Brady Quinn, at USC (11.25.06)	74r,274p
336	Jimmy Clausen, at Michigan (9.12.09)	0r,336p

highest average gain per play (min. 20 plays)

16.6	Jimmy Clausen, Nevada (9.5.09)	19-316
14.1	Jimmy Clausen, at Hawai'i (12.24.08)	28-395
11.6	Brady Quinn, at Purdue (10.1.05)	40-463
11.1	Brady Quinn, vs. Navy (10.28.06)	29-323
10.3	Brady Quinn, at Stanford (11.26.05)	44-453
10.2	Brady Quinn, BYU (10.22.05)	45-457
9.1	Brady Quinn, Navy (11.12.05)	34-311
8.8	Brady Quinn, at Air Force (11.11.06)	23-203
8.7	Brady Quinn, at Washington (9.24.05)	41-356
8.6	Brady Quinn, at Pittsburgh (9.3.05)	32-276

most all-purpose yards gained

247	Armando Allen, Purdue (9.27.08)
241	Darius Walker, at Stanford (11.26.05)
226	Armando Allen, Navy (11.3.07)
223	Golden Tate, Syracuse (11.22.08)
219	Darius Walker, Purdue (9.30.06)
213	Golden Tate, at North Carolina (10.11.08)
208	Maurice Stovall, BYU (10.22.05)
203	Golden Tate, vs. Hawai'i (12.24.08)
201	Golden Tate, Pittsburgh (11.1.08)
199	Golden Tate, at Boston College (11.8.08)

most all-purpose attempts

40	Darius Walker, at Stanford (11.26.05)
40	Darius Walker, Purdue (9.30.06)
32	James Aldridge, Navy (11.3.07)
31	Darius Walker, Stanford (10.7.06)
31	Darius Walker, at Michigan (9.10.05)
31	Darius Walker, Michigan State (9.17.05)
29	Darius Walker, Syracuse (11.19.05)
29	Darius Walker, Army (11.18.06)
27	Darius Walker, Penn State (9.9.06)
26	Darius Walker, at Georgia Tech (9.2.06)

most points scored

24	Maurice Stovall, BYU (10.22.05)
18	Michael Floyd, Nevada (9.5.09)
18	Golden Tate, vs. Hawai'i (12.24.08)
18	Travis Thomas, Navy (11.3.07)
18	Rashon Powers-Neal, at Pittsburgh (9.3.05)
18	Jeff Samardzija, Michigan State (9.17.05)
18	Maurice Stovall, Navy (11.12.05)
18	Darius Walker, vs. Ohio State (1.2.06)
15	Brandon Walker, Pittsburgh (11.1.08)

most touchdowns scored

4	Maurice Stovall, BYU (10.22.05)
3	Michael Floyd, Nevada (9.5.09)
3	Golden Tate, vs. Hawai'i (12.24.08)
3	Travis Thomas, Navy (11.3.07)
3	Rashon Powers-Neal, at Pittsburgh (9.3.05)
3	Jeff Samardzija, Michigan State (9.17.05)
3	Maurice Stovall, Navy (11.12.05)
3	Darius Walker, vs. Ohio State (1.2.06)

INDIVIDUAL RECORDS - DEFENSE

most fumble returns TD

1	Brian Smith, Michigan (9.13.08)
1	Maurice Crum, at UCLA (10.6.07)
1	Tom Zbikowski, Penn State (9.9.06)

most fumble returns

1	Maurice Crum, at UCLA (10.6.07)
1	Pat Kuntz, Stanford (10.4.08)
1	Kerry Neal, at UCLA (10.6.07)
1	Brian Smith, Michigan (9.13.08)
1	Toryan Smith, Syracuse (11.22.08)
1	Tom Zbikowski, Penn State (9.9.06)

most fumble return yards

35	Brian Smith, Michigan (9.13.08)
34	Maurice Crum, at UCLA (10.6.07)
25	Tom Zbikowski, Penn State (9.9.06)
20	Gary Gray, Syracuse (11.22.08)
11	Kerry Neal, at UCLA (10.6.07)
8	Toryan Smith, Syracuse (11.22.08)
2	Pat Kuntz, Stanford (10.4.08)

most interception returns TD

1	Terrail Lambert, at Michigan State (9.23.06)
1	Darrin Walls, at Penn State (9.8.07)
1	Brian Smith, Boston College (10.13.07)
1	Robert Blanton, Purdue (9.27.08)

most punt block returns TD

1	Toryan Smith, vs. Navy (11.15.08)
---	-----------------------------------

most interceptions

2	Raeshon McNeil, Pittsburgh (11.1.08)
2	Maurice Crum, at UCLA (10.6.07)
2	Mike Richardson, Army (11.18.06)
2	Terrail Lambert, at Michigan State (9.23.06)

most interception return yards

83	Tom Zbikowski, BYU (10.22.05)	1
73	Darrin Walls, at Penn State (9.8.07)	1
51	Chinedum Ndukwe, Michigan (9.16.06)	1
47	Robert Blanton, Purdue (9.27.08)	1
47	Raeshon McNeil, Pittsburgh (11.1.08)	2
46	Maurice Crum, at UCLA (10.6.07)	2
43	Tom Zbikowski, Stanford (11.24.07)	1
41	Ambrose Wooden, Tennessee (11.5.05)	1
41	Gary Gray, Michigan (9.13.08)	1
39	David Bruton, Michigan (9.13.08)	1

highest avg. per INT return (min. 2 ret.)

23.5	Raeshon McNeil, Pittsburgh (11.1.08)	2-47
23.0	Maurice Crum, at UCLA (10.6.07)	2-46
13.5	Terrail Lambert, at Michigan State (9.23.06)	2-27
0.5	Mike Richardson, Army (11.18.06)	2-1

most tackles

22	Chinedum Ndukwe, at Air Force (11.11.06)	15-7
17	Trevor Laws, Air Force (11.10.07)	6-11
16	David Bruton, Pittsburgh (11.1.08)	9-7
16	Joe Brockington, Navy (11.3.07)	4-12
16	Maurice Crum, Michigan State (9.22.07)	6-10
15	Kyle McCarthy, Pittsburgh (11.1.08)	8-7
15	David Bruton, Michigan (9.13.08)	10-5
15	Trevor Laws, Navy (11.3.07)	8-7
15	David Bruton, Michigan State (9.22.07)	8-7
15	Joe Brockington, at Air Force (11.11.06)	5-10

most quarterback sacks

4.0	Victor Abiamiri, at Stanford (11.26.05)
3.0	Victor Abiamiri, Stanford (10.7.06)
2.0	Steve Quinn, vs. Hawai'i (12.24.08)

The Charlie Weis
Record Book

- 2.0 Ethan Johnson, vs. Hawai'i (12.24.08)
- 2.0 Harrison Smith, at Washington (10.25.08)
- 2.0 Pat Kuntz, Stanford (10.4.08)
- 2.0 Derek Landri, Army (11.18.06)
- 2.0 Victor Abiamiri, North Carolina (11.4.06)
- 2.0 Brandon Hoyte, at Stanford (11.26.05)
- 2.0 Brandon Hoyte, at Pittsburgh (9.3.05)
- 2.0 Corey Mays, Syracuse (11.19.05)
- 2.0 Victor Abiamiri, vs. Navy (10.28.06)

most tackles for loss

- 4.5 Derek Landri, Army (11.18.06)
- 4.5 Brandon Hoyte, at Pittsburgh (9.3.05)
- 4.0 Victor Abiamiri, at Stanford (11.26.05)
- 3.5 Derek Landri, North Carolina (11.4.06)
- 3.5 Victor Abiamiri, Stanford (10.7.06)
- 3.5 Corey Mays, Syracuse (11.19.05)
- 3.0 Victor Abiamiri, Michigan State (9.17.05)
- 3.0 Maurice Crum, Tennessee (11.5.05)
- 3.0 Maurice Crum, Penn State (9.9.06)
- 3.0 Brandon Hoyte, at Washington (9.24.05)
- 3.0 Corey Mays, Tennessee (11.5.05)
- 3.0 Trevor Laws, at Purdue (9.29.07)

most fumbles forced

- 2 Maurice Crum, at UCLA (10.6.07)
- 2 Mike Richardson, Tennessee (11.5.05)
- 2 Tom Zbikowski, at Penn State (9.8.07)

most fumbles recovered

- 2 Brian Smith, Michigan (9.13.08)
- 2 Maurice Crum, at UCLA (10.6.07)
- 2 Ray Herring, at Michigan (9.15.07)

most pass breakups

- 3 Raeshon McNeil, at Boston College (11.8.08)
- 2 Harrison Smith, vs. Hawai'i (12.24.08)
- 2 Harrison Smith, Syracuse (11.22.08)
- 2 Raeshon McNeil, Syracuse (11.22.08)
- 2 David Bruton, vs. Navy (11.15.08)
- 2 Ethan Johnson, at Michigan State (9.20.08)
- 2 Raeshon McNeil, Michigan (9.13.08)
- 2 Terrail Lambert, San Diego State (9.6.08)
- 2 Sergio Brown, San Diego State (9.6.08)
- 2 John Ryan, San Diego State (9.6.08)
- 2 Darrin Walls, at Stanford (11.24.07)
- 2 Pat Kuntz, USC (10.20.07)
- 2 Dwight Stephenson, USC (10.20.07)
- 2 Darrin Walls, Boston College (10.13.07)
- 2 Maurice Crum, at UCLA (10.6.07)
- 2 Pat Kuntz, at UCLA (10.6.07)
- 2 Trevor Laws, at UCLA (10.6.07)
- 2 Pat Kuntz, Georgia Tech (9.1.07)
- 2 Chris Frome, Purdue (9.30.06)
- 2 Chris Frome, at USC (11.25.06)
- 2 Corey Mays, at Michigan (9.10.05)
- 2 Chinedum Ndukwe, Tennessee (11.5.05)
- 2 Chinedum Ndukwe, at Stanford (11.26.05)
- 2 Mike Richardson, Syracuse (11.19.05)
- 2 Mike Richardson, at Purdue (10.1.05)
- 2 Ambrose Wooden, Michigan State (9.17.05)
- 2 Tom Zbikowski, at Washington (9.24.05)

longest interception return

- 83 Tom Zbikowski, BYU (10.22.05)
- 73 Darrin Walls, at Penn State (9.8.07)
- 51 Chinedum Ndukwe, Michigan (9.16.06)
- 47 Robert Blanton, Purdue (9.27.08)
- 43 Raeshon McNeil, Pittsburgh (11.1.08)
- 41 Ambrose Wooden, Tennessee (11.5.05)
- 41 Gary Gray, Michigan (9.13.08)
- 39 David Bruton, Michigan (9.13.08)

- 33 Tom Zbikowski, Tennessee (11.5.05)
- 33 Maurice Crum, at UCLA (10.6.07)

longest fumble return

- 35 Brian Smith, Michigan (9.13.08)
- 34 Maurice Crum, at UCLA (10.6.07)
- 25 Tom Zbikowski, Penn State (9.9.06)
- 20 Gary Gray, Syracuse (11.22.08)
- 11 Kerry Neal, at UCLA (10.6.07)
- 8 Toryan Smith, Syracuse (11.22.08)
- 2 Pat Kuntz, Stanford (10.4.08)

INDIVIDUAL RECORDS - SPECIAL TEAMS

most extra points made by kicking

- 7 Brandon Walker, vs. Hawai'i (12.24.08)
- 7 D.J. Fitzpatrick, at Purdue (10.1.05)
- 7 D.J. Fitzpatrick, BYU (10.22.05)
- 6 D.J. Fitzpatrick, Navy (11.12.05)
- 6 D.J. Fitzpatrick, at Pittsburgh (9.3.05)
- 6 Carl Gioia, North Carolina (11.4.06)
- 5 Nick Tausch, Nevada (9.5.09)
- 5 Brandon Walker, Purdue (9.27.08)
- 5 Brandon Walker, Michigan (9.13.08)
- 5 Brandon Walker, Navy (11.3.07)
- 5 Carl Gioia, Army (11.18.06)
- 5 D.J. Fitzpatrick, Tennessee (11.5.05)
- 5 D.J. Fitzpatrick, Michigan State (9.17.05)
- 5 Carl Gioia, Penn State (9.9.06)
- 5 Carl Gioia, Purdue (9.30.06)
- 5 Carl Gioia, vs. Navy (10.28.06)

most extra points attempted by kicking

- 7 Brandon Walker, vs. Hawai'i (12.24.08)
- 7 D.J. Fitzpatrick, at Purdue (10.1.05)
- 7 D.J. Fitzpatrick, BYU (10.22.05)
- 6 Carl Gioia, Army (11.18.06)
- 6 Carl Gioia, at Air Force (11.11.06)
- 6 D.J. Fitzpatrick, Navy (11.12.05)
- 6 D.J. Fitzpatrick, at Pittsburgh (9.3.05)
- 6 Carl Gioia, North Carolina (11.4.06)
- 5 Nick Tausch, Nevada (9.5.09)
- 5 Brandon Walker, Purdue (9.27.08)
- 5 Brandon Walker, Michigan (9.13.08)
- 5 Brandon Walker, Navy (11.3.07)
- 5 D.J. Fitzpatrick, Tennessee (11.5.05)
- 5 D.J. Fitzpatrick, Michigan State (9.17.05)
- 5 Carl Gioia, Penn State (9.9.06)
- 5 Carl Gioia, at Michigan State (9.23.06)
- 5 Carl Gioia, Purdue (9.30.06)
- 5 Carl Gioia, vs. Navy (10.28.06)

most points scored by kicking

- 15 Brandon Walker, Pittsburgh (11.1.08)
- 12 D.J. Fitzpatrick, at Washington (9.24.05)
- 11 Brandon Walker, Syracuse (11.22.08)
- 11 D.J. Fitzpatrick, Tennessee (11.5.05)
- 11 D.J. Fitzpatrick, Michigan State (9.17.05)
- 11 Carl Gioia, Penn State (9.9.06)
- 10 Nick Tausch, at Michigan (9.12.09)
- 9 Brandon Walker, at Washington (10.25.08)
- 9 D.J. Fitzpatrick, Syracuse (11.19.05)
- 9 Carl Gioia, North Carolina (11.4.06)

most field goals attempted

- 6 Brandon Walker, Syracuse (11.22.08)
- 5 Brandon Walker, Pittsburgh (11.1.08)
- 4 D.J. Fitzpatrick, Syracuse (11.19.05)
- 3 Nick Tausch, at Michigan (9.12.09)
- 3 Carl Gioia, UCLA (10.21.06)
- 3 D.J. Fitzpatrick, Michigan State (9.17.05)
- 3 D.J. Fitzpatrick, at Washington (9.24.05)
- 2 Brandon Walker, vs. Navy (11.15.08)

- 2 Brandon Walker, at Washington (10.25.08)
- 2 Brandon Walker, Stanford (10.4.08)
- 2 Brandon Walker, Purdue (9.27.08)
- 2 Brandon Walker, at Michigan State (9.20.08)
- 2 Brandon Walker, Navy (11.3.07)
- 2 Brandon Walker, at UCLA (10.6.07)
- 2 D.J. Fitzpatrick, Tennessee (11.5.05)
- 2 D.J. Fitzpatrick, at Stanford (11.26.05)
- 2 D.J. Fitzpatrick, USC (11.15.05)
- 2 Carl Gioia, at Georgia Tech (9.2.06)
- 2 Carl Gioia, Penn State (9.9.06)

most field goals made

- 4 Brandon Walker, Pittsburgh (11.1.08)
- 3 Brandon Walker, Syracuse (11.22.08)
- 3 D.J. Fitzpatrick, at Washington (9.24.05)
- 2 Nick Tausch, at Michigan (9.12.09)
- 2 Brandon Walker, vs. Navy (11.15.08)
- 2 Brandon Walker, at Washington (10.25.08)
- 2 Brandon Walker, at UCLA (10.6.07)
- 2 Carl Gioia, UCLA (10.21.06)
- 2 D.J. Fitzpatrick, Tennessee (11.5.05)
- 2 D.J. Fitzpatrick, Syracuse (11.19.05)
- 2 D.J. Fitzpatrick, Michigan State (9.17.05)
- 2 Carl Gioia, Penn State (9.9.06)

longest field goal made

- 48 Brandon Walker, Pittsburgh (11.1.08)
- 48 Brandon Walker, at UCLA (10.6.07)
- 48 D.J. Fitzpatrick, Michigan State (9.17.05)
- 45 Brandon Walker, Syracuse (11.22.08)
- 44 D.J. Fitzpatrick, Syracuse (11.19.05)
- 43 D.J. Fitzpatrick, at Michigan (9.10.05)
- 42 Nick Tausch, at Michigan (9.12.09)
- 42 Brandon Walker, at Washington (10.25.08)
- 42 Brandon Walker, at North Carolina (10.11.08)
- 41 Brandon Walker, Purdue (9.27.08)
- 41 Brandon Walker, at USC (11.29.08)

most punts

- 10 Geoff Price, USC (10.20.07)
- 9 Geoff Price, at UCLA (10.6.07)
- 9 Geoff Price, at Penn State (9.8.07)
- 9 D.J. Fitzpatrick, at Michigan (9.10.05)
- 8 Eric Maust, at USC (11.29.08)
- 7 Geoff Price, at Michigan (9.15.07)
- 7 Geoff Price, Georgia Tech (9.1.07)
- 7 Geoff Price, Michigan (9.16.06)
- 7 Geoff Price, at Michigan State (9.23.06)
- 6 Eric Maust, at Boston College (11.8.08)
- 6 Eric Maust, Michigan (9.13.08)
- 6 Geoff Price, Boston College (10.13.07)
- 6 Geoff Price, Michigan State (9.22.07)
- 6 Geoff Price, UCLA (10.21.06)
- 6 D.J. Fitzpatrick, vs. Ohio State (1.2.06)

most yards punting

- 450 Geoff Price, USC (10.20.07)
- 403 Geoff Price, at Penn State (9.8.07)
- 371 D.J. Fitzpatrick, at Michigan (9.10.05)
- 363 Geoff Price, Michigan (9.16.06)
- 363 Geoff Price, at UCLA (10.6.07)
- 323 Eric Maust, at USC (11.29.08)
- 303 Geoff Price, at Michigan (9.15.07)
- 303 Geoff Price, at Michigan State (9.23.06)
- 268 Geoff Price, Georgia Tech (9.1.07)
- 263 Eric Maust, Michigan (9.13.08)

highest average yards per punt (min. 3 punts)

- 51.9 Geoff Price, Michigan (9.16.06) 7-363
- 50.4 Geoff Price, at Georgia Tech (9.2.06) 5-252
- 47.4 Geoff Price, vs. LSU (1.3.07) 5-237

The Charlie Weis Record Book

45.8	Geoff Price, North Carolina (11.4.06)	5-229
45.7	D.J. Fitzpatrick, at Pittsburgh (9.3.05)	3-137
45.7	Geoff Price, Purdue (9.30.06)	3-137
45.0	Geoff Price, USC (10.20.07)	10-450
44.8	Geoff Price, at Penn State (9.8.07)	9-403
44.2	D.J. Fitzpatrick, BYU (10.22.05)	5-221
44.0	Geoff Price, Penn State (9.9.06)	3-132
44.0	Eric Maust, at Purdue (9.29.07)	3-132
44.0	Eric Maust, vs. Navy (11.15.08)	3-132

most punts downed inside 20

3	Eric Maust, at Stanford (11.24.07)
3	Geoff Price, Boston College (10.13.07)
3	Geoff Price, at UCLA (10.6.07)
3	Geoff Price, Purdue (9.30.06)
2	Eric Maust, Nevada (9.5.09)
2	Eric Maust, Syracuse (11.22.08)
2	Eric Maust, Stanford (10.4.08)
2	Eric Maust, at Michigan State (9.20.08)
2	Eric Maust, Michigan (9.13.08)
2	Eric Maust, San Diego State (9.6.08)
2	Eric Maust, Duke (11.17.07)
2	Eric Maust, Air Force (11.10.07)
2	Geoff Price, at Michigan (9.15.07)
2	Geoff Price, North Carolina (11.4.06)
2	D.J. Fitzpatrick, vs. Ohio State (1.2.06)
2	D.J. Fitzpatrick, Syracuse (11.19.05)
2	D.J. Fitzpatrick, USC (11.15.05)
2	D.J. Fitzpatrick, Michigan State (9.17.05)
2	Geoff Price, Penn State (9.9.06)
2	Geoff Price, Michigan (9.16.06)
2	Eric Maust, at Purdue (9.29.07)

longest punt

62	Geoff Price, Penn State (9.9.06)
61	Geoff Price, at Georgia Tech (9.2.06)
60	D.J. Fitzpatrick, at Michigan (9.10.05)
59	Geoff Price, Michigan (9.16.06)
57	Geoff Price, at Penn State (9.8.07)
56	Geoff Price, Michigan State (9.22.07)
56	Geoff Price, Boston College (10.13.07)
55	Geoff Price, at Michigan (9.16.07)
55	Geoff Price, Georgia Tech (9.1.07)
55	Geoff Price, Army (11.18.06)
55	Geoff Price, vs. LSU (1.3.07)

longest punt return

78	Tom Zbikowski, Tennessee (11.5.05)
60	Tom Zbikowski, at Stanford (11.24.07)
60	Tom Zbikowski, USC (11.15.05)
52	Tom Zbikowski, North Carolina (11.4.06)
47	Tom Zbikowski, at Penn State (9.8.07)
42	Golden Tate, at Boston College (11.8.08)
32	Tom Zbikowski, Navy (11.3.07)
25	Tom Zbikowski, at Michigan State (9.23.06)
25	Tom Zbikowski, at Washington (9.24.05)
24	Golden Tate, vs. Navy (11.15.08)

longest kick return

96	Armando Allen, vs. Hawai'i (12.24.08)
53	Armando Allen, at Michigan State (9.20.08)
52	Barry Gallup, at Michigan (9.12.09)
50	David Grimes, North Carolina (11.4.06)
46	David Grimes, at Georgia Tech (9.2.06)
40	Golden Tate, at Michigan (9.15.07)
40	David Grimes, at Purdue (10.1.05)
38	Armando Allen, Navy (11.3.07)
36	D.J. Hord, Tennessee (11.5.05)
36	Armando Allen, Purdue (9.27.08)

most punt returns

6	Golden Tate, vs. Navy (11.15.08)
---	----------------------------------

6	Tom Zbikowski, at Stanford (11.26.05)
4	Tom Zbikowski, at Stanford (11.24.07)
4	Tom Zbikowski, USC (11.15.05)
4	Tom Zbikowski, at Georgia Tech (9.2.06)
3	Golden Tate, at Boston College (11.8.08)
3	Golden Tate, at Washington (10.25.08)
3	Armando Allen, at Michigan State (9.20.08)
3	Tom Zbikowski, Duke (11.17.07)
3	Tom Zbikowski, Boston College (10.13.07)
3	Tom Zbikowski, Army (11.18.06)
3	Tom Zbikowski, North Carolina (11.4.06)
3	Tom Zbikowski, Tennessee (11.5.05)
3	Tom Zbikowski, Syracuse (11.19.05)
3	Tom Zbikowski, at Michigan (9.15.07)

most punt return yards

118	Tom Zbikowski, Tennessee (11.5.05)	3
87	Tom Zbikowski, USC (11.15.05)	4
69	Tom Zbikowski, North Carolina (11.4.06)	3
64	Tom Zbikowski, at Stanford (11.24.07)	4
50	Golden Tate, vs. Navy (11.15.08)	6
47	Tom Zbikowski, at Penn State (9.8.07)	1
44	Golden Tate, at Boston College (11.8.08)	3
37	Tom Zbikowski, Navy (11.3.07)	2
35	Armando Allen, San Diego State (9.6.08)	2
34	Tom Zbikowski, Boston College (10.13.07)	3
34	Tom Zbikowski, at Stanford (11.26.05)	6

highest avg. gain per punt return (min. 2 ret.)

39.3	Tom Zbikowski, Tennessee (11.5.05)	3-118
23.0	Tom Zbikowski, North Carolina (11.4.06)	3-69
21.8	Tom Zbikowski, USC (11.15.05)	4-87
18.5	Tom Zbikowski, Navy (11.3.07)	2-37
17.5	Armando Allen, San Diego State (9.6.08)	2-35
16.0	Tom Zbikowski, at Stanford (11.24.07)	4-64
15.5	Tom Zbikowski, at Washington (9.24.05)	2-31
14.7	Golden Tate, at Boston College (11.8.08)	3-44
11.3	Tom Zbikowski, Boston College (10.13.07)	3-34
11.0	Tom Zbikowski, Michigan State (9.17.05)	2-22

most kick returns

6	Armando Allen, Air Force (11.10.07)
6	David Grimes, Michigan (9.16.06)
5	Golden Tate, Pittsburgh (11.1.08)
5	Armando Allen, at Michigan State (9.20.08)
5	Golden Tate, at Michigan (9.15.07)
5	Tom Zbikowski, at USC (11.25.06)
5	Armando Allen, Georgia Tech (9.1.07)
4	Golden Tate, Syracuse (11.22.08)
4	Golden Tate, Boston College (11.8.08)
4	Golden Tate, at North Carolina (10.11.08)
4	Armando Allen, at Purdue (9.29.07)
4	Armando Allen, Purdue (9.27.08)
4	Armando Allen, Navy (11.3.07)
4	David Grimes, vs. LSU (1.3.07)
4	David Grimes, at Stanford (11.26.05)

most kick return yards

147	Armando Allen, at Michigan State (9.20.08)	5
145	David Grimes, Michigan (9.16.06)	6
133	Golden Tate, at Michigan (9.15.07)	5
117	Armando Allen, Air Force (11.10.07)	6
116	Armando Allen, vs. Hawai'i (12.24.08)	2
115	Armando Allen, Navy (11.3.07)	4
107	Tom Zbikowski, at USC (11.25.06)	5
105	Armando Allen, Purdue (9.27.08)	4
101	David Grimes, North Carolina (11.4.06)	3
97	David Grimes, at Stanford (11.26.05)	4

highest avg. gain per kick return (min. 2 ret.)

58.0	Armando Allen, vs. Hawai'i (12.24.08)	2-116
38.5	Barry Gallup, at Michigan (9.12.09)	2-77

33.7	David Grimes, North Carolina (11.4.06)	3-101
31.0	David Grimes, at Purdue (10.1.05)	2-62
29.4	Armando Allen, at Michigan State (9.20.08)	5-147
28.8	Armando Allen, Navy (11.3.07)	4-115
26.6	Golden Tate, at Michigan (9.15.07)	5-133
26.2	Armando Allen, Purdue (9.27.08)	4-105
26.0	Armando Allen, at USC (11.29.08)	2-52
24.3	Armando Allen, at UCLA (10.6.07)	3-73

most blocked kicks

2	Chase Anastasio, Syracuse (11.19.05)
2	Derek Landri, North Carolina (11.4.06)
1	Sergio Brown, vs. Hawai'i (12.24.08)
1	Mike Anello, vs. Navy (11.15.08)
1	David Bruton, USC (10.20.07)
1	Trevor Laws, at Stanford (11.24.07)
1	Trevor Laws, Georgia Tech (9.1.07)
1	Steve Quinn, at USC (11.25.06)
1	Derek Landri, Army (11.18.06)
1	Trevor Laws, North Carolina (11.4.06)
1	Chase Anastasio, at Washington (9.24.05)
1	Derek Landri, Michigan (9.16.06)
1	Trevor Laws, at Air Force (11.11.06)
1	Trevor Laws, vs. Ohio State (1.2.06)
1	Trevor Laws, at Purdue (10.1.05)
1	Chinedum Ndukwe, vs. Ohio State (1.2.06)



#23 Notre Dame 35 • Nevada 0
Sept. 5, 2009 • Notre Dame, Ind. • Notre Dame Stadium



NOTRE DAME, Ind. (AP) - Jimmy Clausen must have felt as if he was still in paradise. Clausen, last seen playing nearly flawless in a Hawaii Bowl victory, completed 15 of 18 passes for 315 yards and four touchdowns to lead No. 23 Notre Dame to a 35-0 victory over Nevada on Saturday.

The Irish ended a disappointing 2008 season with a 49-21 victory over Hawaii in the Hawaii Bowl that provided at least some hope for the future.

A much needed one, too, with a trip to Michigan, coming off its own impressive opening victory, up next week.

Clausen started the game by completing 10 of 11 passes for 184 yards and three touchdowns, highlighted by a career-long 70-yard pass for a touchdown to Michael Floyd. He bettered that in the third quarter with an 88-yard scoring pass to Floyd.

It was the third longest pass completion in Notre Dame history. Floyd also had a 24-yard TD catch and tight end Kyle Rudolph opened the scoring with a 19-yard TD catch. The other touchdown by the Irish (1-0) came on a 1-yard run by Armando Allen Jr.

It was the first shutout for Notre Dame during the Weis era. The last shutout for the Irish was a 42-0 win over Rutgers in 2002. It was just the third time in Nevada coach Chris Ault's 25 years as coach that the Wolf Pack was shut out.

The Irish couldn't have gotten off to a much better start. The defense stopped Nevada on its first three third-down attempts and linebacker Toryan Smith stuffed Wolf Pack running back Vai Tauga for a 1-yard loss on fourth-and-1. Even highly touted freshman linebacker Manti Te'o got in on the act for Notre Dame on his first play early in the second quarter.

The Irish held the Wolf Pack to 153 yards rushing and 307 total yards. The play of the defense against a Nevada offense that was third in the country in rushing last year had to inspire Notre Dame fans.

The play of Clausen must of had them giddy—even if it was more against a pass defense that ranked behind Hawaii's last season.

Clausen was 22 of 26 passing for 401 yards with five touchdowns in the Christmas Eve bowl victory. Nevada, which ranked last in the nation in pass defense, was just as helpless to stop him.

Kaepernick was 12 of 23 passing for 149 yards with two interceptions. He also ran for 39 yards on 10 carries. Tauga ran for 114 yards on 18 carries.

Score by Quarters	1	2	3	4	Score
Nevada	0	0	0	0	0
Notre Dame	7	21	7	0	35

Record: (0-1)
Record: (1-0)

First Quarter
 8:42 ND RUDOLPH 19 yd pass from CLAUSEN (TAUSCH kick), 12-67 6:18

Second Quarter
 14:54 ND FLOYD 24 yd pass from CLAUSEN (TAUSCH kick), 9-78 4:24
 11:42 ND FLOYD 70 yd pass from CLAUSEN (TAUSCH kick), 2-79 0:46
 1:48 ND ALLEN 1 yd run (TAUSCH kick), 8-80 3:45

Third Quarter
 10:12 ND FLOYD 88 yd pass from CLAUSEN (TAUSCH kick), 4-99 1:58

TEAM STATS	NEV	ND
FIRST DOWNS	15	20
RUSHES-YARDS (NET)	29-153	41-178
PASSING YDS (NET)	154	332
Passes Att-Comp-Int	27-13-2	20-17-0
TOTAL OFFENSE PLAYS-YARDS	56-307	61-510
Fumble Returns-Yards	0-0	0-0
Punt Returns-Yards	0-0	2-22
Kickoff Returns-Yards	5-88	1-23
Interception Returns-Yards	0-0	2-23
Punts (Number-Avg)	5-46.6	3-40.7
Fumbles-Lost	1-1	0-0
Penalties-Yards	4-49	3-35
Possession Time	26:20	33:40
Third-Down Conversions	2 of 11	6 of 12
Fourth-Down Conversions	0 of 1	1 of 2
Red-Zone Scores-Chances	0-3	2-2
Sacks By: Number-Yards	0-0	2-21

RUSHING: Nevada-Tauga 18-114; Kaepernick 10-39; Ball 1-0. Notre Dame-ALLEN 15-72; GRAY, J. 9-50; HUGHES 6-20; RIDDICK 5-19; ALDRIDGE 3-13; TATE 1-3; CLAUSEN 2-1.

PASSING: Nevada-Kaepernick 12-23-2-149; Lantrip 1-4-0-5. Notre Dame-CLAUSEN 15-18-0-315; CRIST 2-2-0-17.

RECEIVING: Nevada-Session 5-51; Tauga 3-38; Wimberly 2-36; Wellington 2-27; Green 1-2. Notre Dame-FLOYD 4-189; RUDOLPH 4-29; TATE 3-59; ALLEN 3-25; WALKER, D. 1-15; PARRIS 1-10; GRAY, J. 1-5.

INTERCEPTIONS: Nevada-None. Notre Dame-McCARTHY, K. 1-23; BLANTON 1-0.

FUMBLES: Nevada-Tauga 1-1. Notre Dame-None.

SACKS (UA-A): Nevada-None. Notre Dame-SMITH, B. 1-0; SMITH, Toryan 1-0.

TACKLES (UA-A): Nevada-Johnson 5-5; Amaya 7-2; Bethea 3-6; Harvey 5-3; Moch 3-3; Marshall 2-4; Frey 4-1; Agaiava 0-4; Thompson 2-1; Roy 1-2; Coulson 2-0; Madonick 1-1; Liranzo 1-0; Grimes 1-0; Silva-Purcell 1-0; Miller 0-1; Slack 0-1; Tauga 0-1; Barker 0-1. Notre Dame-McCARTHY, K. 7-2; SMITH, H. 5-1; SMITH, Toryan 4-1; SMITH, S. 2-1; GRAY, G. 2-1; SMITH, B. 2-1; RYAN 1-2; BLANTON 2-0; TE'O 2-0; SLAUGHTER 2-0; McDONALD 1-1; FILER 1-1; JOHNSON 1-1; BROWN 1-1; WILLIAMS, I. 0-2; HERRING 1-0; ANELLO 0-1; CWYNAR 0-1; FLEMING 0-1.



Michigan 38 • #18 Notre Dame 34
Sept. 12, 2009 • Ann Arbor, Mich. • Michigan Stadium



ANN ARBOR, Mich. (AP) - Tate Forcier threw a 5-yard touchdown pass to Greg Mathews with 11 seconds left, lifting Michigan to a 38-34 win over No. 18 Notre Dame on Saturday.

Armando Allen ran for a touchdown and got the 2-point conversion on a nifty Statue of Liberty play with 5:13 left after Jimmy Clausen threw his third touchdown pass to give the Fighting Irish (1-1) the lead, but their defense could not deny Forcier and the Wolverines (2-0).

He was 23 of 33 for 240 yards, two TDs and an interception. He ran for 70 yards and a score -- squirting up the middle on fourth-and-3 to put Michigan up 31-20. In the opener, Forcier threw three TDs before halftime against Western Michigan.

Forcier's 31-yard TD run on a fourth down gave the Wolverines an 11-point lead early in the fourth quarter. He threw an interception on his next drive to aid Notre Dame's comeback, but he bounced back by converting a third down with a pass before his clutch connection with Mathews in the front corner of the end zone.

Jimmy Clausen completed 25 of 42 passes for 336 yards and three TDs, but missed some throws throughout the game that proved to be costly. Tate and Michael Floyd combined for 16 catches, 246 yards and three TDs, and Michigan cornerbacks Donovan Warren and Boubacar Cissoko struggled to contain the duo all day.

After Weis spoke to his team, Clausen did. "I told them the same thing that Coach said," Clausen said. "We have to decide how we're going to go from here

Score by Quarters	1	2	3	4	Score
Notre Dame	3	17	0	14	34
Michigan	14	3	7	14	38

Record: (1-1)
Record: (2-0)

First Quarter
 4:12 UM Minor 2 yd run (Olesnavage kick), 9-79 3:46
 0:46 ND TAUSCH 34 yd field goal, 8-56 3:26
 0:34 UM Stonum 94 yd kickoff return (Olesnavage kick)

Second Quarter
 12:34 ND TATE 4 yd pass from CLAUSEN (TAUSCH kick), 7-76 3:00
 7:05 ND FLOYD 11 yd pass from CLAUSEN (TAUSCH kick), 7-69 3:47
 2:41 ND TAUSCH 42 yd field goal, 5-17 3:07
 0:00 UM Olesnavage 39 yd field goal, 9-48 2:41

TEAM STATS	ND	UM
FIRST DOWNS	27	21
RUSHES-YARDS (NET)	30-154	38-190
PASSING YDS (NET)	336	240
Passes Att-Comp-Int	42-25-0	33-23-1
TOTAL OFFENSE PLAYS-YARDS	72-490	71-430
Fumble Returns-Yards	0-0	0-0
Punt Returns-Yards	1-5	0-0
Kickoff Returns-Yards	3-100	7-202
Interception Returns-Yards	1-20	0-0
Punts (Number-Avg)	4-40.0	5-36.0
Fumbles-Lost	1-1	3-0
Penalties-Yards	9-75	6-59
Possession Time	31:25	28:35
Third-Down Conversions	6 of 14	5 of 14
Fourth-Down Conversions	1 of 1	2 of 2
Red-Zone Scores-Chances	4-5	3-4
Sacks By: Number-Yards	2-9	0-0

Third Quarter
 7:55 UM Koger 3 yd pass from Forcier (Olesnavage kick), 5-26 1:48

Fourth Quarter
 14:16 UM Forcier 31 yd run (Olesnavage kick), 6-64 3:07
 9:46 ND TATE 21 yd pass from CLAUSEN (CLAUSEN pass failed), 14-80 4:30
 5:13 ND ALLEN 8 yd run (ALLEN rush), 7-36 2:29
 0:11 UM Mathews 5 yd pass from Forcier (Olesnavage kick), 9-57 2:02

RUSHING: Notre Dame-ALLEN 21-139; KAMARA 1-10; TATE 1-5; CLAUSEN 2-0; GRAY, J. 3-0; HUGHES 1-0; RIDDICK 1-0. Michigan-Minor 16-106; Forcier 13-70; Robinson 4-21; Brown 4-minus 3; Odoms 1-minus 4.

PASSING: Notre Dame-CLAUSEN 25-42-0-336. Michigan-Forcier 23-33-1-240.

RECEIVING: Notre Dame-TATE 9-115; FLOYD 7-131; RUDOLPH 3-38; ALLEN 2-24; EVANS 2-15; GRAY, J. 1-7; KAMARA 1-6. Michigan-Mathews 5-68; Stonum 4-54; Koger 4-38; Brown 4-36; Odoms 3-18; Savoy 2-23; Grady 1-3.

INTERCEPTIONS: Notre Dame-McCARTHY, K. 1-20. Michigan-None.

FUMBLES: Notre Dame-GRAY, J. 1-1. Michigan-Minor 1-0; Forcier 1-0; Brown 1-0.

SACKS (UA-A): Notre Dame-FLEMING 1-0; RYAN 1-0. Michigan-None.

TACKLES (UA-A): Notre Dame-SMITH, H. 4-7; McCARTHY, K. 5-4; SMITH, B. 5-2; WALLS 4-3; McNEIL 4-1; JOHNSON 3-1; Smith, Toryan 3-1; FLEMING 3-1; BLANTON 2-1; RYAN 2-1; WILLIAMS, I. 2-1; GORDON 2-0; BROWN 2-0; LEWIS-MOORE 2-0; TE'O 1-1; SLAUGHTER 1-0; ANELLO 1-0; MOTTA 1-0. Michigan-Woolfolk 5-3; Williams 4-4; Ezech 2-5; Warren 3-3; Brown 3-3; Cissoko 4-1; Mouton 4-1; Graham 3-0; Kovacs 2-1; Martin 1-2; Roh 2-0; Van Bergen 1-1; Floyd 1-0; North 1-0; Smith 1-0; Mathews 1-0; Sagesse 0-1; Heineinger 0-1.

The Automated ScoreBook
Notre Dame Game Results (as of Sep 12, 2009)
All games

Date	Opponent		Score	Overall	Conference	Time	Attend
Sep 05, 2009	NEVADA	W	35-0	1-0	0-0	2:53	80795
Sep 12, 2009	at Michigan	L	34-38	1-1	0-0	3:45	110278

The Automated ScoreBook
Notre Dame Overall Team Statistics (as of Sep 12, 2009)
All games

Team Statistics	ND	OPP
SCORING	69	38
Points Per Game	34.5	19.0
FIRST DOWNS	47	36
Rushing	20	18
Passing	24	16
Penalty	3	2
RUSHING YARDAGE	332	343
Yards gained rushing	354	402
Yards lost rushing	22	59
Rushing Attempts	71	67
Average Per Rush	4.7	5.1
Average Per Game	166.0	171.5
TDs Rushing	2	2
PASSING YARDAGE	668	394
Att-Comp-Int	62-42-0	60-36-3
Average Per Pass	10.8	6.6
Average Per Catch	15.9	10.9
Average Per Game	334.0	197.0
TDs Passing	7	2
TOTAL OFFENSE	1000	737
Total Plays	133	127
Average Per Play	7.5	5.8
Average Per Game	500.0	368.5
KICK RETURNS: #-Yards	4-123	12-290
PUNT RETURNS: #-Yards	3-27	0-0
INT RETURNS: #-Yards	3-43	0-0
KICK RETURN AVERAGE	30.8	24.2
PUNT RETURN AVERAGE	9.0	0.0
INT RETURN AVERAGE	14.3	0.0
FUMBLES-LOST	1-1	4-1
PENALTIES-Yards	12-110	10-108
Average Per Game	55.0	54.0
PUNTS-Yards	7-282	10-413
Average Per Punt	40.3	41.3
Net punt average	37.4	38.6
TIME OF POSSESSION/Game	32:33	27:28
3RD-DOWN Conversions	12/26	7/25
3rd-Down Pct	46%	28%
4TH-DOWN Conversions	2/3	2/3
4th-Down Pct	67%	67%
SACKS BY-Yards	4-30	0-0
MISC YARDS	0	0
TOUCHDOWNS SCORED	9	5
FIELD GOALS-ATTEMPTS	2-3	1-3
ON-SIDE KICKS	0-0	0-0
RED-ZONE SCORES	6-7 86%	3-7 43%
RED-ZONE TOUCHDOWNS	5-7 71%	3-7 43%
PAT-ATTEMPTS	7-7 100%	5-5 100%
ATTENDANCE	80795	110278
Games/Avg Per Game	1/80795	1/110278
Neutral Site Games		0/0

Score by Quarters	1st	2nd	3rd	4th	oT	Total
Notre Dame	10	38	7	14	0	69
Opponents	14	3	7	14	0	38

The Automated ScoreBook
Notre Dame Overall Individual Statistics (as of Sep 12, 2009)
All games

Rushing	gp	att	gain	loss	net	avg	td	lg	avg/g
ALLEN	2	36	219	8	211	5.9	2	24	105.5
GRAY, J.	2	12	56	6	50	4.2	0	19	25.0
HUGHES	2	7	20	0	20	2.9	0	8	10.0
RIDDICK	2	6	20	1	19	3.2	0	9	9.5
ALDRIDGE	1	3	13	0	13	4.3	0	9	13.0
KAMARA	2	1	10	0	10	10.0	0	10	5.0
TATE	2	2	8	0	8	4.0	0	5	4.0
CLAUSEN	2	4	8	7	1	0.2	0	7	0.5
Total	2	71	354	22	332	4.7	2	24	166.0
Opponents	2	67	402	59	343	5.1	2	32	171.5

Passing	gp	effic	comp-att-int	pct	yds	td	lg	avg/g
CLAUSEN	2	196.31	40-60-0	66.7	651	7	88	325.5
CRIST	1	171.40	2-2-0	100.0	17	0	15	17.0
Total	2	195.50	42-62-0	67.7	668	7	88	334.0
Opponents	2	116.16	36-60-3	60.0	394	2	40	197.0

Receiving	gp	no.	yds	avg	td	lg	avg/g
TATE	2	12	174	14.5	2	36	87.0
FLOYD	2	11	320	29.1	4	88	160.0
RUDOLPH	2	7	67	9.6	1	24	33.5
ALLEN	2	5	49	9.8	0	26	24.5
EVANS	2	2	15	7.5	0	8	7.5
GRAY, J.	2	2	12	6.0	0	7	6.0
WALKER, D.	1	1	15	15.0	0	15	15.0
PARRIS	2	1	10	10.0	0	10	5.0
KAMARA	2	1	6	6.0	0	6	3.0
Total	2	42	668	15.9	7	88	334.0
Opponents	2	36	394	10.9	2	40	197.0

Punt Returns	no.	yds	avg	td	lg
HERRING	1	5	5.0	0	5
TATE	1	-2	-2.0	0	0
GOODMAN	1	24	24.0	0	24
Total	3	27	9.0	0	24
Opponents	0	0	0.0	0	0

Interceptions	no.	yds	avg	td	lg
McCARTHY, K.	2	43	21.5	0	23
BLANTON	1	0	0.0	0	0
Total	3	43	14.3	0	23
Opponents	0	0	0.0	0	0

Kick Returns	no.	yds	avg	td	lg
RIDDICK	2	46	23.0	0	23
GALLUP	2	77	38.5	0	52
Total	4	123	30.8	0	52
Opponents	12	290	24.2	1	94

Fumble Returns	no.	yds	avg	td	lg
Total	0	0	0.0	0	0
Opponents	0	0	0.0	0	0

The Automated ScoreBook
Notre Dame Overall Individual Statistics (as of Sep 12, 2009)
All games

Scoring	td	fg	PAT				dxp	saf	pts
			kick	rush	rcv	pass			
FLOYD	4	-	-	-	-	-	-	-	24
ALLEN	2	-	-	1-1	-	-	-	-	14
TAUSCH	-	2-3	7-7	-	-	-	-	-	13
TATE	2	-	-	-	-	-	-	-	12
RUDOLPH	1	-	-	-	-	-	-	-	6
CLAUSEN	-	-	-	-	-	0-1	-	-	0
Total	9	2-3	7-7	1-1	-	0-1	-	-	69
Opponents	5	1-3	5-5	-	-	-	-	-	38

Total Offense	g	plays	rush	pass	total	avg/g
CLAUSEN	2	64	1	651	652	326.0
ALLEN	2	36	211	0	211	105.5
GRAY, J.	2	12	50	0	50	25.0
HUGHES	2	7	20	0	20	10.0
RIDDICK	2	6	19	0	19	9.5
CRIST	1	2	0	17	17	17.0
ALDRIDGE	1	3	13	0	13	13.0
KAMARA	2	1	10	0	10	5.0
TATE	2	2	8	0	8	4.0
Total	2	133	332	668	1000	500.0
Opponents	2	127	343	394	737	368.5

Field Goals	fg	pct.	01-19	20-29	30-39	40-49	50-99	lg	blk
TAUSCH	2-3	66.7	0-0	0-1	1-1	1-1	0-0	42	0

FG Sequence	Notre Dame	Opponents
Nevada	-	38
Michigan	28,(34),(42)	(39),26

Numbers in (parentheses) indicate field goal was made.

Punting	no.	yds	avg	lg	tb	fc	i20	50+	blk
MAUST	7	282	40.3	46	1	3	2	0	0
Total	7	282	40.3	46	1	3	2	0	0
Opponents	10	413	41.3	54	0	3	4	2	0

Kickoffs	no.	yds	avg	tb	ob	retn	net	ydln
TAUSCH	13	786	60.5	0	0			
Total	13	786	60.5	0	0	24.2	38.2	31
Opponents	7	474	67.7	3	0	30.8	41.6	28

The Automated ScoreBook
Notre Dame Overall Individual Statistics (as of Sep 12, 2009)
All games

<u>All Purpose</u>	<u>g</u>	<u>rush</u>	<u>rcv</u>	<u>pr</u>	<u>kr</u>	<u>ir</u>	<u>total</u>	<u>avg/g</u>
FLOYD	2	0	320	0	0	0	320	160.0
ALLEN	2	211	49	0	0	0	260	130.0
TATE	2	8	174	-2	0	0	180	90.0
GALLUP	1	0	0	0	77	0	77	77.0
RUDOLPH	2	0	67	0	0	0	67	33.5
RIDDICK	2	19	0	0	46	0	65	32.5
GRAY, J.	2	50	12	0	0	0	62	31.0
McCARTHY, K.	2	0	0	0	0	43	43	21.5
GOODMAN	1	0	0	24	0	0	24	24.0
HUGHES	2	20	0	0	0	0	20	10.0
KAMARA	2	10	6	0	0	0	16	8.0
WALKER, D.	1	0	15	0	0	0	15	15.0
EVANS	2	0	15	0	0	0	15	7.5
ALDRIDGE	1	13	0	0	0	0	13	13.0
PARRIS	2	0	10	0	0	0	10	5.0
HERRING	2	0	0	5	0	0	5	2.5
CLAUSEN	2	1	0	0	0	0	1	0.5
Total	2	332	668	27	123	43	1193	596.5
Opponents	2	343	394	0	290	0	1027	513.5

The Automated ScoreBook
Notre Dame Overall Defensive Statistics (as of Sep 12, 2009)
All games

#	Defensive Leaders	gp	Tackles			Sacks	Pass defense		Fumbles		blkd	ff	kick
			ua	a	tot	tfl/yds	no-yds	int-yds	brup	qbh	rcv-yds		
28	McCARTHY, K.	2	12	6	18	1.0-1	.	2-43
22	SMITH, H.	2	9	8	17	1.5-2
58	SMITH, B.	2	7	3	10	2.0-18	1-11
49	SMITH, Toryan	2	7	2	9	3.5-13	1-10
2	WALLS	2	4	3	7	1.0-1	.	.	1
90	RYAN	2	3	3	6	1.0-5	1-5	.	1
9A	JOHNSON	2	4	2	6	1.0-4
45	FLEMING	2	3	2	5	2.0-5	1-4	1	.
8	McNEIL	2	4	1	5
95	WILLIAMS, I.	2	2	3	5
12	BLANTON	2	4	1	5	.	.	1-0
31	BROWN	2	3	1	4
5A	TE'O	2	3	1	4	1.0-2
4	GRAY, G.	1	2	1	3
26	SLAUGHTER	2	3	.	3
41	SMITH, S.	2	2	1	3
24	GORDON	2	2	.	2
37	ANELLO	2	1	1	2
46	FILER	2	1	1	2
89	LEWIS-MOORE	2	2	.	2	1-0	.	.
54	McDONALD	2	1	1	2
6	HERRING	2	1	.	1	.	.	.	1
17	MOTTA	2	1	.	1
98	CWYNAR	2	.	1	1
	Total	2	81	42	123	14-51	4-30	3-43	3	.	1-0	1	.
	Opponents	2	76	62	138	11-29	0-0	.	4	1	1-0	1	.