

STATISTICAL TRENDS

Here are Notre Dame's team statistical averages and corresponding NCAA rankings since 1946:

| Year | Record Games | Offense | | | | Defense | | | |
|------|--------------|----------------------------|-------------------------|------------------------|-------------------------|----------------------------|-------------------------|-------------------------|-----------------------|
| | | Total Off. Yds PG .Rank | Rushing Yds PG. Rank | Passing Yds PG.Rank | Scoring Pts PG. Rank | Total Def. Yds PG. Rank | Rushing Yds PG. Rank | Passing Yds PG. Rank | Scoring Pts PGRank |
| 1946 | 8-0-1 | 441.3 | 340.1 | 101.2 | 30.1 | 141.7* | 83.7 | 58.0 | 2.7* |
| 1947 | 9-0-0 | 408.6 | 273.8 | 134.8 | 32.3 | 168.2 | 112.2 | 56.0 | 5.8 |
| 1948 | 9-0-1 | 396.4 | 319.4 | 77.0 | 32.0 | 204.9 | 103.6 | 101.3 | 9.3 |
| 1949 | 10-0-0 | 434.8 | 291.4 | 143.4 | 36.0 | 219.6 | 86.4 | 133.2 | 8.6 |
| 1950 | 4-4-1 | 305.7 | 171.0 | 134.7 | 15.4 | 252.4 | 156.0 | 96.4 | 15.6 |
| 1951 | 7-2-1 | 326.7 | 210.0 | 116.7 | 24.1 | 251.2 | 129.4 | 121.8 | 12.2 |
| 1952 | 7-2-1 | 321.3 | 204.6 | 116.7 | 18.3 | 240.5 | 131.5 | 109.0 | 10.8 |
| 1953 | 9-0-1 | 383.9 | 288.1 | 95.8 | 31.7 | 223.9 | 120.7 | 103.2 | 13.9 |
| 1954 | 9-1-0 | 385.3 | 239.3 | 146.0 | 26.1 | 218.0 | 109.4 | 108.6 | 11.5 |
| 1955 | 8-2-0 | 357.3 | 272.7 | 85.6 | 21.0 | 248.0 | 146.9 | 101.1 | 11.2 |
| 1956 | 2-8-0 | 297.2 | 170.8 | 126.4 | 13.0 | 372.6 | 279.1 | 93.5 | 28.9 |
| 1957 | 7-3-0 | 296.4 | 190.9 | 105.5 | 20.0 | 279.2 | 185.9 | 93.3 | 13.6 |
| 1958 | 6-4-0 | 369.7 | 213.6 | 156.1 | 20.6 | 265.8 | 144.1 | 121.7 | 17.3 |
| 1959 | 5-5-0 | 278.3 | 135.2 | 143.1 | 17.1 | 267.2 | 168.5 | 98.7 | 18.0 |
| 1960 | 2-8-0 | 243.7 | 153.7 | 90.0 | 11.1 | 252.7 | 160.8 | 91.9 | 18.8 |
| 1961 | 5-5-0 | 320.6 | 224.5 | 96.1 | 17.5 | 287.3 | 128.2 | 159.1 | 18.2 |
| 1962 | 5-5-0 | 252.5 | 137.9 | 114.6 | 15.9 | 263.4 | 176.4 | 87.0 | 19.2 |
| 1963 | 2-7-0 | 220.0 | 147.3 | 72.6 | 12.0 | 284.4 | 166.8 | 117.6 | 17.6 |
| 1964 | 9-1-0 | 401.4 | 190.9 | 210.5 | 28.7 | 206.3 | 68.7 | 137.6 | 7.7 |
| 1965 | 7-2-1 | 299.5 | 214.5 | 85.0 | 27.0 | 194.4 | 75.4 | 119.0 | 7.3 |
| 1966 | 9-0-1 | 391.5 | 210.6 | 180.9 | 36.2 | 187.6 | 79.3 | 108.3 | 3.8 |
| 1967 | 8-2-0 | 391.1 | 217.0 | 174.1 | 33.7 | 220.1 | 104.3 | 115.8 | 12.4 |
| 1968 | 7-2-1 | 504.4 | 305.9 | 198.5 | 37.6* | 249.0 | 179.3 | 169.7 | 17.0 |
| 1969 | 8-1-1 | 448.9 | 290.5 | 158.4 | 33.4 | 218.7 | 85.1 | 133.6 | 11.3 |
| 1970 | 9-1-0 | 510.5* | 257.8 | 252.7 | 33.0 | 220.7 | 96.2 | 124.5 | 9.7 |
| 1971 | 8-2-0 | 332.9 | 232.1 | 100.8 | 22.5 | 198.1 | 86.4 | 111.7 | 8.6 |
| 1972 | 8-2-0 | 423.8 | 304.3 | 119.5 | 28.3 | 258.3 | 143.9 | 114.4 | 15.2 |
| 1973 | 10-0-0 | 461.4 | 350.2* | 111.2 | 35.8 | 201.3 | 82.4 | 118.8 | 6.6 |
| 1974 | 9-2-0 | 434.5 | 283.5 | 150.9 | 27.7 | 195.2 | 102.8 | 92.4 | 12.4 |
| 1975 | 8-3-0 | 326.0 | 218.2 | 107.8 | 22.2 | 270.1 | 171.7 | 98.4 | 13.1 |
| 1976 | 8-3-0 | 363.7 | 207.3 | 156.5 | 24.9 | 273.7 | 120.4 | 153.4 | 13.5 |
| 1977 | 10-1-0 | 440.0 | 231.9 | 208.1 | 34.7 | 237.0 | 89.2 | 147.8 | 11.7 |
| 1978 | 8-3-0 | 395.9 | 209.0 | 186.9 | 23.5 | 324.7 | 139.7 | 185.0 | 14.8 |
| 1979 | 7-4-0 | 380.3 | 184.1 | 196.2 | 22.1 | 307.4 | 180.5 | 126.9 | 17.9 |
| 1980 | 9-1-1 | 328.6 | 244.9 | 83.7 | 21.6 | 213.2 | 109.8 | 103.0 | 10.1 |
| 1981 | 5-6-0 | 328.1 | 180.5 | 147.6 | 21.1 | 293.3 | 166.1 | 127.2 | 14.5 |
| 1982 | 6-4-1 | 330.9 | 173.5 | 157.4 | 18.7 | 283.9 | 95.5 | 188.5 | 15.8 |
| 1983 | 6-5-0 | 428.5 | 238.8 | 189.6 | 27.0 | 286.7 | 133.9 | 152.8 | 14.5 |
| 1984 | 7-4-0 | 336.5 | 146.9 | 189.6 | 25.4 | 318.2 | 174.3 | 143.9 | 19.3 |
| 1985 | 5-6-0 | 335.0 | 164.4 | 170.6 | 20.9 | 352.7 | 158.3 | 194.5 | 21.3 |
| 1986 | 5-6-0 | 411.5 | 189.4 | 222.2 | 27.2 | 312.6 | 119.5 | 193.2 | 19.9 |
| 1987 | 8-3-0 | 381.0 | 252.1 | 128.9 | 29.9 | 301.3 | 154.2 | 147.1 | 16.6 |
| 1988 | 11-0-0 | 388.0 | 258.0 | 130.0 | 32.6 | 280.3 | 112.4 | 167.9 | 12.3 |
| 1989 | 11-1-0 | 401.5 | 287.7 | 113.8 | 33.8 | 295.8 | 105.6 | 190.3 | 15.3 |
| 1990 | 9-2-0 | 417.0 | 250.3 | 166.7 | 31.8 | 390.3 | 123.2 | 267.1 | 22.6 |
| 1991 | 9-3-0 | 455.6 | 269.1 | 186.5 | 35.5 | 382.3 | 204.8 | 177.5 | 21.8 |
| 1992 | 9-1-1 | 470.4 | 280.9 | 189.5 | 37.2 | 327.1 | 111.1 | 216.1 | 16.2 |
| 1993 | 10-1-0 | 429.6 | 260.7 | 168.8 | 36.6 | 317.0 | 89.6 | 227.5 | 17.6 |
| 1994 | 6-4-1 | 384.55 | 215.6 | 168.9 | 28.9 | 332.8 | 139.8 | 193.0 | 21.7 |
| 1995 | 9-2-0 | 419.9 | 233.8 | 186.1 | 33.3 | 362.2 | 190.7 | 171.5 | 19.6 |
| 1996 | 8-3 | 463.7 | 269.5 | 193.7 | 37.0 | 270.0 | 119.5 | 150.5 | 16.5 |
| 1997 | 7-6 | 360.25 | 174.9 | 185.3 | 22.8 | 365.1 | 184.8 | 180.3 | 19.8 |
| 1998 | 9-3 | 382.45 | 212.5 | 169.9 | 27.3 | 347.2 | 141.8 | 205.4 | 19.4 |
| 1999 | 5-7 | 419.7 | 181.5 | 238.2 | 29.0 | 383.7 | 142.2 | 241.5 | 27.6 |
| 2000 | 9-3 | 345.7 | 213.5 | 132.2 | 31.3 | 353.8 | 147.6 | 206.2 | 20.5 |
| 2001 | 5-6 | 289.7 | 188.8 | 101.5 | 19.4 | 304.9 | 132.2 | 172.6 | 19.5 |
| 2002 | 10-3 | 313.54 | 139.4 | 174.2 | 22.3 | 300.0 | 95.2 | 204.8 | 16.7 |
| 2003 | 5-7 | 336.3 | 157.2 | 179.0 | 20.2 | 340.1 | 127.1 | 213.0 | 26.2 |
| 2004 | 6-6 | 345.5 | 127.4 | 218.1 | 24.1 | 369.4 | 88.2 | 281.2 | 24.1 |
| 2005 | 9-3 | 477.3 | 147.1 | 330.3* | 36.7 | 396.9 | 132.3 | 264.6 | 24.5 |
| 2006 | 10-3 | 389.77 | 125.69 | 264.08 | 31.0 | 340.23 | 136.85 | 203.38 | 23.85 |

* Notre Dame record †Last in nation NOTE: The NCAA began to rate passing offense based on efficiency in 1979 and passing defense based on efficiency in 1990; averages included regular season games only until 2003 when the NCAA began including bowl games in season statistics.

INTRO
 THE OUTLOOK
 THE PLAYERS
 THE COACHES
 THE REVENUE
 HISTORY & RECORDS
 THE STADIUM
 THE FUTURE

ALL-TIME SCORES

1887

| | | |
|--------------------|----------------------------|----------------------|
| Coach: None | Captain: Henry Luhn | Record: 0-1-0 |
| November 23 | L | Michigan0-8 H |

1888

| | | |
|--------------------------------|----------------------------------|--------------------------|
| Coach: None | Captain: Edward Prudhomme | Record: 1-2-0 |
| April 20 | L | Michigan6-26 H |
| April 21 | L | Michigan4-10 H |
| December 6 | W | Harvard Prep20-0 H |
| Total Points30-36 | | |

1889

| | | |
|--------------------|----------------------------------|-------------------------|
| Coach: None | Captain: Edward Prudhomme | Record: 1-0-0 |
| November 14 | W | Northwestern9-0 A |

1890-1891 - No Team

1892

| | | |
|--------------------------------|---------------------------|------------------------------------|
| Coach: None | Captain: Pat Coady | Record: 1-0-1 |
| October 19 | W | South Bend High School56-0 H |
| November 24 | T | Hillsdale10-10 H |
| Total Points66-10 | | |

1893

| | | |
|--------------------------------|------------------------------|----------------------------|
| Coach: None | Captain: Frank Keough | Record: 4-1-0 |
| October 25 | W | Kalamazoo34-0 H |
| November 11 | W | Albion8-6 H |
| November 23 | W | De LaSalle (S)28-0 H |
| November 30 | W | Hillsdale (S)22-10 H |
| January 1 | L | Chicago0-8 A |
| Total Points92-24 | | |

1894

| | | |
|--------------------------------|------------------------------|--------------------------|
| Coach: James L. Morison | Captain: Frank Keough | Record: 3-1-1 |
| October 13 | W | Hillsdale14-0 H |
| October 20 | T | Albion6-6 H |
| November 15 | W | Wabash30-0 H |
| November 22 | W | Rush Medical18-6 H |
| November 29 | L | Albion12-19 H |
| Total Points80-31 | | |

1895

| | | |
|--------------------------------|---------------------------|---|
| Coach: H. G. Hadden | Captain: Dan Casey | Record: 3-1-0 |
| October 19 | W | Northwestern Law20-0 H |
| November 7 | W | Illinois Cycling Club18-2 H |
| November 22 | L | Indianapolis Artillery (S)0-18 H |
| November 28 | W | Chicago Physicians & Surgeons32-0 H |
| Total Points70-20 | | |

1896

| | | |
|---------------------------------|---------------------------------|---|
| Coach: Frank E. Hering | Captain: Frank E. Hering | Record: 4-3-0 |
| October 8 | L | Chicago Physicians & Surgeons0-4 H |
| October 14 | L | Chicago0-18 H |
| October 27 | W | South Bend Commercial Athletic Club46-0 H |
| October 31 | W | Albion24-0 H |
| November 14 | L | Purdue22-28 H |
| November 20 | W | Highland Views82-0 H |
| November 26 | W | Beloit (R)8-0 H |
| Total Points182-50 | | |

Key to Abbreviations

| | |
|--------------|--|
| W-L-T | Game won, lost or tied |
| H | Home game |
| A | Away game, played at opponent's home stadium |
| N | Game played at a neutral site; see footnote for city |
| NT | Night game |
| HC | Homecoming game |
| TH | Game played on Thanksgiving Day |
| R | Game played in rain |
| S | Game played in snow |
| 0:00 | Time remaining in games decided in the final minutes; in case of ties, time followed by team scoring last |
| C | Capacity crowd |
| AP | Beginning with the 1936 season, the number in front of the opponent name indicates Notre Dame's ranking in the Associated Press poll coming into the game. The number following the opponent name indicates its ranking. |

Scoring Values

| Seasons | Touchdown | Field Goal | Point After | Safety |
|--------------|-----------|------------|--|----------|
| 1887-1897 | 4 points | 5 points | 2 points | 2 points |
| 1898-1903 | 5 points | 5 points | 1 point | 2 points |
| 1904-1908 | 5 points | 4 points | 1 point | 2 points |
| 1909-1911 | 5 points | 3 points | 1 point | 2 points |
| 1912-1957 | 6 points | 3 points | 1 point | 2 points |
| 1958 to date | 6 points | 3 points | 1 point for kick 2 points for run or pass | 2 points |

1897

| | | |
|---------------------------------|-----------------------------|-------------------------------------|
| Coach: Frank E. Hering | Captain: Jack Mullen | Record: 4-1-1 |
| October 13 | T | Rush Medical0-0 H |
| October 23 | W | DePauw4-0 H |
| October 28 | W | Chicago Dental Surgeons62-0 H |
| November 6 | L | Chicago5-34 A |
| November 13 | W | St. Viator60-0 H |
| November 25 | W | Michigan State (R)34-6 H |
| Total Points165-40 | | |

1898

| | | |
|---------------------------------|-----------------------------|----------------------------|
| Coach: Frank E. Hering | Captain: Jack Mullen | Record: 4-2-0 |
| October 8 | W | Illinois5-0 A |
| October 15 | W | Michigan State53-0 H |
| October 23 | L | Michigan0-23 A |
| October 29 | W | DePauw32-0 H |
| November 5 | L | Indiana5-11 H |
| November 19 | W | Albion60-0 A |
| Total Points155-34 | | |

1899

| | | |
|---------------------------------|-----------------------------|--|
| Coach: James McWeeney | Captain: Jack Mullen | Record: 6-3-1 |
| September 27 | W | Englewood High School29-5 H |
| September 30 | W | Michigan State40-0 H |
| October 4 | L | Chicago6-23 A |
| October 14 | W | Lake Forest38-0 H |
| October 18 | L | Michigan0-12 A |
| October 23 | W | Indiana17-0 H |
| October 27 | W | Northwestern (R)12-0 H |
| November 4 | W | Rush Medical17-0 H |
| November 18 | T | Purdue10-10 A |
| November 30 | L | Chicago Physicians & Surgeons0-5 H |
| Total Points169-55 | | |

1900

| | | |
|---------------------------------|-----------------------------|--|
| Coach: Pat O'Dea | Captain: John Farley | Record: 6-3-1 |
| September 29 | W | Goshen55-0 H |
| October 6 | W | Englewood High School68-0 H |
| October 13 | W | South Bend Howard Park64-0 H |
| October 20 | W | Cincinnati58-0 H |
| October 25 | L | Indiana0-6 A |
| November 3 | T | Beloit6-6 H |
| November 10 | L | Wisconsin0-54 A |
| November 17 | L | Michigan0-7 A |
| November 24 | W | Rush Medical (R)5-0 H |
| November 29 | W | Chicago Physicians & Surgeons5-0 H |
| Total Points261-73 | | |

1901

| | | |
|---------------------------------|---------------------------|---|
| Coach: Pat O'Dea | Captain: Al Fortin | Record: 8-1-1 |
| September 28 | T | South Bend Athletic Club0-0 H |
| October 5 | W | Ohio Medical University6-0 A |
| October 12 | L | Northwestern (R)0-2 A |
| October 19 | W | Chicago Medical College32-0 H |
| October 26 | W | Beloit5-0 A |
| November 2 | W | Lake Forest16-0 H |
| November 9 | W | Purdue12-6 H |
| November 16 | W | Indiana (R)18-5 H |
| November 23 | W | Chicago Physicians & Surgeons34-0 H |
| November 28 | W | South Bend Athletic Club22-6 H |
| Total Points145-19 | | |

1902

| | | |
|---------------------------------|------------------------------------|------------------------------------|
| Coach: James F. Faragher | Captain: Louis (Red) Salmon | Record: 6-2-1 |
| September 27 | W | Michigan State33-0 H |
| October 11 | W | Lake Forest28-0 H |
| October 18 | L | Michigan (at Toledo)0-23 A |
| October 25 | W | Indiana11-5 A |
| November 1 | W | Ohio Medical University6-5 A |
| November 8 | L | Knox5-12 A |
| November 15 | W | American Medical92-0 H |
| November 22 | W | DePauw22-0 H |
| November 27 | T | Purdue6-6 A |
| Total Points203-51 | | |

1903

| | | |
|---------------------------------|------------------------------------|---|
| Coach: James F. Faragher | Captain: Louis (Red) Salmon | Record: 8-0-1 |
| October 3 | W | Michigan State12-0 H |
| October 10 | W | Lake Forest28-0 H |
| October 17 | W | DePauw (R)56-0 H |
| October 24 | W | American Medical52-0 H |
| October 29 | W | Chicago Physicians & Surgeons46-0 H |
| November 7 | W | Missouri Osteopaths28-0 H |
| November 14 | T | Northwestern (at South Side Park, Chicago)0-0 N |
| November 21 | W | Ohio Medical University35-0 A |
| November 26 | W | Wabash34-0 A |
| Total Points291-0 | | |

1904

| | | |
|----------------------------------|-----------------------------------|--|
| Coach: Louis (Red) Salmon | Captain: Frank Shaughnessy | Record: 5-3-0 |
| October 1 | W | Wabash12-4 H |
| October 8 | W | American Medical44-0 H |
| October 15 | L | Wisconsin (at Milwaukee)0-58 N |
| October 22 | W | Ohio Medical University17-5 A |
| October 27 | W | Toledo Athletic Association6-0 H |
| November 5 | L | Kansas5-24 A |
| November 19 | W | DePauw10-0 H |
| November 24 | L | Purdue0-36 A |
| Total Points94-127 | | |

1905

Coach: Henry J. McGlew **Captain:** Pat Beacom **Record:** 5-4-0

| | | | | | |
|---------------------|----|---|--------------------------------------|---------------|---|
| September | 30 | W | North Division High School (Chicago) | 44-0 | H |
| October | 7 | W | Michigan State | 28-0 | H |
| October | 14 | L | Wisconsin (at Milwaukee) | 0-21 | N |
| October | 21 | L | Wabash | 0-5 | H |
| October | 28 | W | *American Medical | 142-0 | H |
| November | 4 | W | DePauw | 71-0 | H |
| November | 11 | L | Indiana | 5-22 | A |
| November | 18 | W | Bennett Medical College (Chicago) | 22-0 | H |
| November | 24 | L | Purdue | 0-32 | A |
| Total Points | | | | 312-80 | |

* After a 25-minute first half, with Notre Dame leading 111-0, the second half was shortened to only eight minutes to permit the "Doctors" time to eat before catching a train to Chicago. Notre Dame scored 27 touchdowns, but missed 20 extra points.

1906

Coach: Thomas A. Barry **Captain:** Bob Bracken **Record:** 6-1-0

| | | | | | |
|---------------------|----|---|-------------------------------|---------------|---|
| October | 6 | W | Franklin | 26-0 | H |
| October | 13 | W | Hillsdale | 17-0 | H |
| October | 20 | W | Chicago Physicians & Surgeons | 28-0 | H |
| October | 27 | W | Michigan State | 5-0 | H |
| November | 3 | W | Purdue | 2-0 | A |
| November | 10 | L | Indiana (at Indianapolis) | 0-12 | N |
| November | 24 | W | Beloit (R) | 29-0 | H |
| Total Points | | | | 107-12 | |

1907

Coach: Thomas A. Barry **Captain:** Dom Callicrate **Record:** 6-0-1

| | | | | | |
|---------------------|----|---|-----------------------------------|---------------|---|
| October | 12 | W | Chicago Physicians & Surgeons (R) | 32-0 | H |
| October | 19 | W | Franklin | 23-0 | H |
| October | 26 | W | Olivet | 22-4 | H |
| November | 2 | T | Indiana | 0-0 | H |
| November | 9 | W | Knox | 22-4 | H |
| November | 23 | W | Purdue | 17-0 | A |
| November | 28 | W | St. Vincent's (Chicago) | 21-12 | A |
| Total Points | | | | 137-20 | |

1908

Coach: Victor M. Place **Captain:** Harry Miller **Record:** 8-1-0

| | | | | | |
|---------------------|----|---|-------------------------------|---------------|---|
| October | 3 | W | Hillsdale | 39-0 | H |
| October | 10 | W | Franklin | 64-0 | H |
| October | 17 | L | Michigan | 6-12 | A |
| October | 24 | W | Chicago Physicians & Surgeons | 88-0 | H |
| October | 29 | W | Ohio Northern | 58-4 | H |
| November | 7 | W | Indiana (at Indianapolis) | 11-0 | N |
| November | 13 | W | Wabash | 8-4 | A |
| November | 18 | W | St. Viator | 46-0 | H |
| November | 26 | W | Marquette | 6-0 | A |
| Total Points | | | | 326-20 | |

1909

Coach: Frank C. Longman **Captain:** Howard Edwards **Record:** 7-0-1

| | | | | | |
|---------------------|----|---|----------------|---------------|---|
| October | 9 | W | Olivet | 58-0 | H |
| October | 16 | W | Rose Poly | 60-11 | H |
| October | 23 | W | Michigan State | 17-0 | H |
| October | 30 | W | Pittsburgh | 6-0 | A |
| November | 6 | W | Michigan | 11-3 | A |
| November | 13 | W | Miami (Ohio) | 46-0 | H |
| November | 20 | W | Wabash | 38-0 | H |
| November | 25 | T | Marquette | 0-0 | A |
| Total Points | | | | 236-14 | |

"The Notre Dame Victory March" was introduced this season.

1910

Coach: Frank C. Longman **Captain:** Ralph Dimmick **Record:** 4-1-1

| | | | | | |
|---------------------|----|---|-----------------|---------------|---|
| October | 8 | W | Olivet | 48-0 | H |
| October | 22 | W | Butchel (Akron) | 51-0 | H |
| October | 29 | L | Michigan State | 0-17 | A |
| November | 12 | W | Rose Poly | 41-3 | A |
| November | 19 | W | *Ohio Northern | 47-0 | H |
| November | 24 | T | Marquette | 5-5 | A |
| Total Points | | | | 192-25 | |

*Notre Dame's 100th victory

1911

Coach: John L. Marks **Captain:** Luke Kelly **Record:** 6-0-2

| | | | | | |
|---------------------|----|---|------------------|--------------|---|
| October | 7 | W | Ohio Northern | 32-6 | H |
| October | 14 | W | St. Viator | 43-0 | H |
| October | 21 | W | Butler (R) | 27-0 | H |
| October | 28 | W | Loyola (Chicago) | 80-0 | H |
| November | 4 | T | Pittsburgh | 0-0 | A |
| November | 11 | W | St. Bonaventure | 34-0 | H |
| November | 20 | W | Wabash | 6-3 | A |
| November | 30 | T | Marquette | 0-0 | A |
| Total Points | | | | 222-9 | |

1912

Coach: John L. Marks **Captain:** Charles (Gus) Dorais **Record:** 7-0-0

| | | | | | |
|---------------------|----|---|---------------------------------------|---------------|---|
| October | 5 | W | St. Viator | 116-7 | H |
| October | 12 | W | Adrian | 74-7 | H |
| October | 19 | W | Morris Harvey | 39-0 | H |
| October | 26 | W | Wabash | 41-6 | H |
| November | 2 | W | Pittsburgh (S) | 3-0 | A |
| November | 9 | W | St. Louis | 47-7 | A |
| November | 28 | W | Marquette (at Comiskey Park, Chicago) | 69-0 | N |
| Total Points | | | | 389-27 | |

THE JESSE HARPER YEARS – 5 SEASONS: 34-5-1 (.863)

1913

Coach: Jesse Harper **Captain:** Knute Rockne **Record:** 7-0-0

| | | | | | |
|---------------------|----|---|--------------------------------|---------------|---|
| October | 4 | W | Ohio Northern | 87-0 | H |
| October | 18 | W | South Dakota | 20-7 | H |
| October | 25 | W | Alma | 62-0 | H |
| November | 1 | W | Army | 35-13 | A |
| November | 7 | W | Penn State (R) | 14-7 | A |
| November | 22 | W | Christian Brothers (St. Louis) | 20-7 | A |
| November | 27 | W | Texas | 30-7 | A |
| Total Points | | | | 268-41 | |

1914

Coach: Jesse Harper **Captain:** Keith Jones **Record:** 6-2-0

| | | | | | |
|---------------------|----|---|--------------------------------------|---------------|---|
| October | 3 | W | Alma | 56-0 | H |
| October | 10 | W | Rose Poly | 102-0 | H |
| October | 17 | L | Yale | 0-28 | A |
| October | 24 | W | South Dakota (at Sioux Falls) | 33-0 | N |
| October | 31 | W | Haskell | 20-7 | H |
| November | 7 | L | Army | 7-20 | A |
| November | 14 | W | Carlisle (at Comiskey Park, Chicago) | 48-6 | N |
| November | 26 | W | Syracuse | 20-0 | A |
| Total Points | | | | 286-61 | |

1915

Coach: Jesse Harper **Captain:** Freeman Fitzgerald **Record:** 7-1-0

| | | | | | |
|---------------------|----|---|--------------|---------------|---|
| October | 2 | W | Alma | 32-0 | H |
| October | 9 | W | Haskell | 34-0 | H |
| October | 23 | L | Nebraska | 19-20 | A |
| October | 30 | W | South Dakota | 6-0 | H |
| November | 6 | W | Army | 7-0 | A |
| November | 13 | W | Creighton | 41-0 | A |
| November | 25 | W | Texas | 36-7 | A |
| November | 27 | W | Rice | 55-2 | A |
| Total Points | | | | 230-29 | |

1916

Coach: Jesse Harper **Captain:** Stan Cofall **Record:** 8-1-0

| | | | | | |
|---------------------|----|---|-------------------------------|---------------|---|
| September | 30 | W | Case Tech | 48-0 | H |
| October | 7 | W | Western Reserve | 48-0 | A |
| October | 14 | W | Haskell | 26-0 | H |
| October | 28 | W | Wabash | 60-0 | H |
| November | 4 | L | Army | 10-30 | A |
| November | 11 | W | South Dakota (at Sioux Falls) | 21-0 | N |
| November | 18 | W | Michigan State | 14-0 | A |
| November | 25 | W | Alma | 46-0 | H |
| November | 30 | W | Nebraska | 20-0 | A |
| Total Points | | | | 293-30 | |

1917

Coach: Jesse Harper **Captain:** Jim Phelan **Record:** 6-1-1

| | | | | | |
|---------------------|----|---|------------------------|--------------|---|
| October | 6 | W | Kalamazoo | 55-0 | H |
| October | 13 | T | Wisconsin | 0-0 | A |
| October | 20 | L | Nebraska | 0-7 | A |
| October | 27 | W | South Dakota (R) | 40-0 | H |
| November | 3 | W | Army | 7-2 | A |
| November | 10 | W | Morningside | 13-0 | A |
| November | 17 | W | Michigan State | 23-0 | H |
| November | 24 | W | Washington & Jefferson | 3-0 | A |
| Total Points | | | | 141-9 | |

THE KNUTE ROCKNE YEARS – 13 SEASONS: 105-12-5 (.881)

1918

Coach: Knute Rockne **Captain:** Leonard Bahan **Record:** 3-1-2

| | | | | | |
|---------------------|----|---|--------------------|---------------|---|
| September | 28 | W | Case Tech | 26-6 | A |
| November | 2 | W | Wabash | 67-7 | A |
| November | 9 | T | Great Lakes | 7-7 | H |
| November | 16 | L | Michigan State (R) | 7-13 | A |
| November | 23 | W | Purdue | 26-6 | A |
| November | 28 | T | Nebraska (S) | 0-0 | A |
| Total Points | | | | 133-39 | |

1919

Coach: Knute Rockne **Captain:** Leonard Bahan **Record:** 9-0-0

| | | | | | | |
|--------------------------------|----|---|-------------------------------|---------------|---------------|--------|
| October | 4 | W | Kalamazoo | 14-0 | H | 5,000 |
| October | 11 | W | Mount Union | 60-7 | H | 4,000 |
| October | 18 | W | Nebraska | 14-9 | A | 10,000 |
| October | 25 | W | Western Michigan | 53-0 | H | 2,500 |
| November | 1 | W | Indiana (R) (at Indianapolis) | 16-3 | N | 5,000 |
| November | 8 | W | Army | 12-9 | A | 8,000 |
| November | 15 | W | Michigan State | 13-0 | H | 5,000 |
| November | 22 | W | Purdue | 33-13 | A | 7,000 |
| November | 27 | W | Morningside (S) | 14-6 | A | 10,000 |
| Total Points/Attendance | | | | 229-47 | 56,500 | |

1920

Coach: Knute Rockne **Captain:** Frank Coughlin **Record:** 9-0-0

| | | | | | | |
|--------------------------------|----|---|---------------------------|---------------|---------------|--------|
| October | 2 | W | Kalamazoo | 39-0 | H | 5,000 |
| October | 9 | W | Western Michigan | 41-0 | H | 3,500 |
| October | 16 | W | Nebraska | 16-7 | A | 9,000 |
| October | 23 | W | Valparaiso | 28-3 | H | 8,000 |
| October | 30 | W | Army | 27-17 | A | 10,000 |
| November | 6 | W | Purdue (HC) | 28-0 | H | 12,000 |
| November | 13 | W | Indiana (at Indianapolis) | 13-10 | N | 14,000 |
| November | 20 | W | *Northwestern | 33-7 | A | 20,000 |
| November | 25 | W | Michigan State | 25-0 | A | 8,000 |
| Total Points/Attendance | | | | 250-44 | 89,500 | |

*George Gipp's last game. He contracted strep throat and died from complications of the disease on December 14 at the age of 25.

1921

Coach: Knute Rockne **Captain:** Eddie Anderson **Record:** 10-1-0

| | | | | | | |
|--------------------------------|----|---|--------------------------------|-------|---|-----------------------|
| September | 24 | W | Kalamazoo | 56-0 | H | 8,000 |
| October | 1 | W | DePauw | 57-10 | H | 8,000 |
| October | 8 | L | Iowa | 7-10 | A | 7,500 |
| October | 15 | W | Purdue | 33-0 | A | 7,500 |
| October | 22 | W | Nebraska (HC) | 7-0 | H | 14,000 |
| October | 29 | W | Indiana (at Indianapolis) (R) | 28-7 | N | 10,000 |
| November | 5 | W | Army | 28-0 | A | 7,000 |
| November | 8 | W | Rutgers (at Polo Grounds, NYC) | 48-0 | N | 12,000 |
| November | 12 | W | Haskell | 42-7 | H | 5,000 |
| November | 19 | W | Marquette | 21-7 | A | 11,000 |
| November | 24 | W | Michigan State | 48-0 | H | 15,000 |
| Total Points/Attendance | | | | | | 375-41 105,000 |

1922

Coach: Knute Rockne **Captain:** Glen Carberry **Record:** 8-1-1

| | | | | | | |
|--------------------------------|----|---|-------------------|------|---|-----------------------|
| September | 30 | W | Kalamazoo | 46-0 | H | 5,000 |
| October | 7 | W | St. Louis | 26-0 | H | 7,000 |
| October | 14 | W | Purdue | 20-0 | A | 9,000 |
| October | 21 | W | DePauw | 34-7 | H | 5,000 |
| October | 28 | W | Georgia Tech | 13-3 | A | 20,000 |
| November | 4 | W | Indiana (HC) | 27-0 | H | c22,000 |
| November | 11 | T | Army | 0-0 | A | 15,000 |
| November | 18 | W | Butler | 31-3 | A | 12,000 |
| November | 25 | W | Carnegie Tech (S) | 19-0 | A | 30,000 |
| November | 30 | L | Nebraska | 6-14 | A | 16,000 |
| Total Points/Attendance | | | | | | 222-27 141,000 |

1923

Coach: Knute Rockne **Captain:** Harvey Brown **Record:** 9-1-0

| | | | | | | |
|--------------------------------|----|---|----------------------------------|------|---|-----------------------|
| September | 29 | W | Kalamazoo | 74-0 | H | 10,000 |
| October | 6 | W | Lombard | 14-0 | H | 8,000 |
| October | 13 | W | Army (at Ebbets Field, Brooklyn) | 13-0 | N | c30,000 |
| October | 20 | W | Princeton | 25-2 | A | 30,000 |
| October | 27 | W | Georgia Tech | 35-7 | H | 20,000 |
| November | 3 | W | Purdue (HC) | 34-7 | H | 20,000 |
| November | 10 | L | Nebraska | 7-14 | A | 30,000 |
| November | 17 | W | Butler | 34-7 | H | 10,000 |
| November | 24 | W | Carnegie Tech | 26-0 | A | 30,000 |
| November | 29 | W | St. Louis (R) | 13-0 | A | 9,000 |
| Total Points/Attendance | | | | | | 275-37 197,000 |

1924

Coach: Knute Rockne **Captain:** Adam Walsh **Record:** 10-0-0

| | | | | | | |
|--------------------------------|----|---|---------------------------------|-------|---|-----------------------|
| October | 4 | W | Lombard | 40-0 | H | 8,000 |
| October | 11 | W | Wabash | 34-0 | H | 10,000 |
| October | 18 | W | Army (at Polo Grounds) | 13-7 | N | c55,000 |
| October | 25 | W | Princeton | 12-0 | A | 40,000 |
| November | 1 | W | *Georgia Tech (HC) | 34-3 | H | c22,000 |
| November | 8 | W | Wisconsin | 38-3 | A | 28,425 |
| November | 15 | W | Nebraska | 34-6 | H | c22,000 |
| November | 22 | W | Northwestern (at Soldier Field) | 13-6 | N | 45,000 |
| November | 29 | W | Carnegie Tech | 40-19 | A | 35,000 |
| Total Points/Attendance | | | | | | 258-44 265,425 |

ROSE BOWL

| | | | | | | |
|---------|---|---|--------------------------------|-------|---|---------|
| January | 1 | W | Stanford (at Pasadena, Calif.) | 27-10 | N | c53,000 |
|---------|---|---|--------------------------------|-------|---|---------|

**Notre Dame's 200th victory*

1925

Coach: Knute Rockne **Captain:** Clem Crowe **Record:** 7-2-1

| | | | | | | |
|--------------------------------|----|---|--------------------------|-------|---|-----------------------|
| September | 26 | W | Baylor (R) | 41-0 | H | 13,000 |
| October | 3 | W | Lombard | 69-0 | H | 10,000 |
| October | 10 | W | Beloit | 19-3 | H | 10,000 |
| October | 17 | L | Army (at Yankee Stadium) | 0-27 | N | c65,000 |
| October | 24 | W | Minnesota | 19-7 | A | c49,000 |
| October | 31 | W | Georgia Tech (R) | 13-0 | A | 12,000 |
| November | 7 | T | Penn State (R) | 0-0 | A | c20,000 |
| November | 14 | W | Carnegie Tech (HC) | 26-0 | H | c27,000 |
| November | 21 | W | Northwestern | 13-10 | H | c27,000 |
| November | 26 | L | Nebraska | 0-17 | A | c45,000 |
| Total Points/Attendance | | | | | | 200-64 278,000 |

1926

Coach: Knute Rockne **Captains:** Gene Edwards and Tom Hearden **Record:** 9-1-0

| | | | | | | |
|--------------------------------|----|---|--------------------------|-------|---|-----------------------|
| October | 2 | W | Beloit | 77-0 | H | 8,000 |
| October | 9 | W | Minnesota | 20-7 | A | c48,648 |
| October | 16 | W | Penn State (R) | 28-0 | H | 18,000 |
| October | 23 | W | Northwestern | 6-0 | A | c41,000 |
| October | 30 | W | Georgia Tech (R) | 12-0 | H | 11,000 |
| November | 6 | W | Indiana | 26-0 | H | 20,000 |
| November | 13 | W | Army (at Yankee Stadium) | 7-0 | N | c63,029 |
| November | 20 | W | Drake (HC) (S) | 21-0 | H | 20,000 |
| November | 27 | L | Carnegie Tech | 0-19 | A | c45,000 |
| December | 4 | W | USC (2-00) | 13-12 | A | c74,378 |
| Total Points/Attendance | | | | | | 210-38 349,055 |

1927

Coach: Knute Rockne **Captain:** John Smith **Record:** 7-1-1

| | | | | | | |
|----------|----|---|------------------------|------|---|---------|
| October | 1 | W | Coe (R) | 28-7 | H | 10,000 |
| October | 8 | W | Detroit | 20-0 | A | c28,000 |
| October | 15 | W | Navy (at Baltimore) | 19-6 | N | 45,101 |
| October | 22 | W | Indiana | 19-6 | A | 16,000 |
| October | 29 | W | Georgia Tech | 26-7 | H | 17,000 |
| November | 5 | T | Minnesota (S) (1:00-M) | 7-7 | H | 25,000 |

| | | | | | | |
|--------------------------------|----|---|------------------------|------|----|-----------------------|
| November | 12 | L | Army | 0-18 | YS | c65,678 |
| November | 19 | W | Drake | 32-0 | A | 8,412 |
| November | 26 | W | USC (at Soldier Field) | 7-6 | N | *c120,000 |
| Total Points/Attendance | | | | | | 158-57 335,191 |

**Paid attendance: 99,573*

1928

Coach: Knute Rockne **Captain:** Fred Miller **Record:** 5-4-0

| | | | | | | |
|--------------------------------|----|---|----------------------------------|-------|----|-----------------------|
| September | 29 | W | Loyola (New Orleans) | 12-6 | H | 15,000 |
| October | 6 | L | Wisconsin | 6-22 | A | 29,885 |
| October | 13 | W | Navy (at Soldier Field) | 7-0 | N | *c120,000 |
| October | 20 | L | Georgia Tech | 0-13 | A | c35,000 |
| October | 27 | W | Drake | 32-6 | H | 12,000 |
| November | 3 | W | Penn State (R) (at Philadelphia) | 9-0 | N | 30,000 |
| November | 10 | W | Army (2:30) (at Yankee Stadium) | 12-6 | N | c78,188 |
| November | 17 | L | Carnegie Tech (R) | 7-27 | H† | c27,000 |
| December | 1 | L | USC | 14-27 | A | c72,632 |
| Total Points/Attendance | | | | | | 99-107 419,705 |

**Paid attendance: 103,081*

†First defeat at home since 1905

1929

Coach: Knute Rockne **Captain:** John Law **Record:** 9-0-0

| | | | | | | |
|--------------------------------|----|---|------------------------------|-------|----|-----------------------|
| October | 5 | W | Indiana | 14-0 | A | 16,111 |
| October | 12 | W | Navy (at Baltimore) | 14-7 | N | c64,681 |
| October | 19 | W | Wisconsin (at Soldier Field) | 19-0 | N | 90,000 |
| October | 26 | W | Carnegie Tech | 7-0 | A | c66,000 |
| November | 2 | W | Georgia Tech | 26-6 | A | 22,000 |
| November | 9 | W | Drake (at Soldier Field) | 19-7 | N | 50,000 |
| November | 16 | W | USC (at Soldier Field) | 13-12 | N* | c112,912 |
| November | 23 | W | Northwestern | 26-6 | A | c50,000 |
| November | 30 | W | Army (at Yankee Stadium) | 7-0 | N | c79,408 |
| Total Points/Attendance | | | | | | 145-38 551,112 |

No home games; Notre Dame Stadium was under construction

**Paid attendance: 99,351*

1930

Coach: Knute Rockne **Captain:** Tom Conley **Record:** 10-0-0

| | | | | | | |
|--------------------------------|----|---|-------------------------------------|-------|----|-----------------------|
| October | 4 | W | SMU (4:00) | 20-14 | H | 14,751 |
| October | 11 | W | Navy@ | 26-2 | H | 40,593 |
| October | 18 | W | Carnegie Tech | 21-6 | H | 30,009 |
| October | 25 | W | Pittsburgh | 35-19 | A | c66,586 |
| November | 1 | W | Indiana | 27-0 | H | 11,113 |
| November | 8 | W | Pennsylvania | 60-20 | A | c75,657 |
| November | 15 | W | Drake | 28-7 | H | 10,106 |
| November | 22 | W | Northwestern | 14-0 | A | c44,648 |
| November | 29 | W | Army (R-S)(3:30) (at Soldier Field) | 7-6 | N* | c110,000 |
| December | 6 | W | USC | 27-0 | A | c73,967 |
| Total Points/Attendance | | | | | | 265-74 477,430 |

*@Dedication of Notre Dame Stadium *Paid attendance: 103,310*

THE HUNK ANDERSON YEARS – 3 SEASONS: 16-9-2 (.630)

1931

Coach: Heartley (Hunk) Anderson **Captain:** Tommy Yarr **Record:** 6-2-1

| | | | | | | |
|--------------------------------|----|---|-------------------------------------|-------|---|-----------------------|
| October | 3 | W | Indiana | 25-0 | A | 12,098 |
| October | 10 | T | Northwestern (R) (at Soldier Field) | 0-0 | N | 65,000 |
| October | 17 | W | Drake | 63-0 | H | 23,835 |
| October | 24 | W | Pittsburgh | 25-12 | H | 37,394 |
| October | 31 | W | Carnegie Tech | 19-0 | A | 42,271 |
| November | 7 | W | Pennsylvania | 49-0 | H | 39,173 |
| November | 14 | W | Navy (at Baltimore) | 20-0 | N | 56,861 |
| November | 21 | L | USC (1:00) | 14-16 | H | *50,731 |
| November | 28 | L | Army (at Yankee Stadium) | 0-12 | N | c78,559 |
| Total Points/Attendance | | | | | | 215-40 405,922 |

**First capacity crowd in Notre Dame Stadium*

1932

Coach: Heartley (Hunk) Anderson **Captain:** Paul Host **Record:** 7-2-0

| | | | | | | |
|--------------------------------|----|---|--------------------------|------|---|-----------------------|
| October | 8 | W | Haskell | 73-0 | H | 8,369 |
| October | 15 | W | Drake | 62-0 | H | 6,663 |
| October | 22 | W | Carnegie Tech | 42-0 | H | 16,015 |
| October | 29 | L | Pittsburgh | 0-12 | A | 55,616 |
| November | 5 | W | Kansas | 24-6 | A | 18,062 |
| November | 12 | W | Northwestern | 21-0 | H | 31,853 |
| November | 19 | W | Navy (at Cleveland) | 12-0 | N | 61,122 |
| November | 26 | W | Army (at Yankee Stadium) | 21-0 | N | c78,115 |
| December | 10 | L | USC | 0-13 | A | c93,924 |
| Total Points/Attendance | | | | | | 255-31 369,739 |

1933

Coach: Heartley (Hunk) Anderson **Captains:** Hugh Devore & Tom Gorman **Record:** 3-5-1

| | | | | | | |
|--------------------------------|----|---|--------------------------|-------|---|----------------------|
| October | 7 | T | Kansas | 0-0 | H | 9,221 |
| October | 14 | W | Indiana | 12-2 | A | 15,152 |
| October | 21 | L | Carnegie Tech | 0-7 | A | 45,890 |
| October | 28 | L | Pittsburgh | 0-14 | H | 16,627 |
| November | 4 | L | Navy (at Baltimore) | 0-7 | N | 34,579 |
| November | 11 | L | Purdue | 0-19 | H | 27,476 |
| November | 18 | W | Northwestern | 7-0 | A | 31,182 |
| November | 25 | L | USC | 0-19 | H | 25,037 |
| December | 2 | W | Army (at Yankee Stadium) | 13-12 | N | c73,594 |
| Total Points/Attendance | | | | | | 32-80 278,758 |

THE ELMER LAYDEN YEARS – 7 SEASONS: 47-13-3 (.770)

1934

| Coach: | | Elmer Layden | | Captain: | | Dom Vairo | | Record: | | 6-3-0 | |
|--|----|--------------|---------------------------------|----------|---|-----------|--|---------|--|-------|--|
| October | 6 | L | Texas | 6-7 | H | 20,353 | | | | | |
| October | 13 | W | Purdue | 18-7 | H | 34,263 | | | | | |
| October | 20 | W | Carnegie Tech (R) | 13-0 | H | 11,242 | | | | | |
| October | 27 | W | Wisconsin | 19-0 | H | 25,354 | | | | | |
| November | 3 | L | Pittsburgh | 0-19 | A | 56,556 | | | | | |
| November | 10 | L | Navy (at Cleveland) | 6-10 | N | 54,571 | | | | | |
| November | 17 | W | Northwestern | 20-7 | A | 38,413 | | | | | |
| November | 24 | W | Army (4:00) (at Yankee Stadium) | 12-6 | N | c78,757 | | | | | |
| December | 8 | W | USC | 14-0 | A | 45,568 | | | | | |
| Total Points/Attendance108-56 | | | | | | | | | | | |
| 365,077 | | | | | | | | | | | |

1935

| Coach: | | Elmer Layden | | Captain: | | *Joe Sullivan | | Record: | | 7-1-1 | |
|--|----|--------------|------------------------------------|----------|---|---------------|--|---------|--|-------|--|
| September | 28 | W | Kansas | 28-7 | H | 11,102 | | | | | |
| October | 5 | W | Carnegie Tech | 14-3 | A | 27,542 | | | | | |
| October | 12 | W | Wisconsin | 27-0 | A | 19,863 | | | | | |
| October | 19 | W | Pittsburgh (3:00) | 9-6 | H | 39,989 | | | | | |
| October | 26 | W | Navy (at Baltimore) | 14-0 | N | c57,810 | | | | | |
| November | 2 | W | Ohio State (0:32) | 18-13 | A | c81,018 | | | | | |
| November | 9 | L | Northwestern (R) | 7-14 | H | 34,430 | | | | | |
| November | 16 | T | Army (0:29-ND) (at Yankee Stadium) | 6-6 | N | c78,114 | | | | | |
| November | 23 | W | USC | 20-13 | H | 38,305 | | | | | |
| Total Points/Attendance143-62 | | | | | | | | | | | |
| 388,173 | | | | | | | | | | | |

*Died from complications of pneumonia, March 1935

1936

| Coach: | | Elmer Layden | | Captains: | | *Bill Smith and John Lautar | | Record: | | 6-2-1 | |
|--|----|--------------|--------------------------|-----------|---|-----------------------------|--|---------|--|-------|--|
| October | 3 | W | Carnegie Tech | 21-7 | H | 15,673 | | | | | |
| October | 10 | W | Washington (St. Louis) | 14-6 | H | 9,879 | | | | | |
| October | 17 | W | Wisconsin (R) | 27-0 | H | 16,423 | | | | | |
| October | 24 | L | (7) Pittsburgh (9) | 0-26 | A | c66,622 | | | | | |
| October | 31 | W | Ohio State (R) | 7-2 | H | 50,017 | | | | | |
| November | 7 | L | (13) Navy (at Baltimore) | 0-3 | N | 51,126 | | | | | |
| November | 14 | W | Army (at Yankee Stadium) | 20-6 | N | c74,423 | | | | | |
| November | 21 | W | (11) Northwestern (1) | 26-6 | H | 52,131 | | | | | |
| December | 5 | T | (9) USC | 13-13 | A | 71,201 | | | | | |
| Total Points/Attendance128-69 | | | | | | | | | | | |
| 407,495 | | | | | | | | | | | |

*Captain-elect Smith resigned his captaincy because of illness and Lautar was elected acting captain.

1937

| Coach: | | Elmer Layden | | Captain: | | Joe Zwiers | | Record: | | 6-2-1 | |
|---|----|--------------|-----------------------------------|----------|---|------------|--|---------|--|-------|--|
| October | 2 | W | Drake | 21-0 | H | 14,955 | | | | | |
| October | 9 | T | Illinois | 0-0 | A | 42,253 | | | | | |
| October | 16 | L | Carnegie Tech | 7-9 | A | 30,418 | | | | | |
| October | 23 | W | Navy (5) (2:00) | 9-7 | H | 45,000 | | | | | |
| October | 30 | W | Minnesota (4) | 7-6 | A | c63,237 | | | | | |
| November | 6 | L | (12) Pittsburgh (3) | 6-21 | H | c54,309 | | | | | |
| November | 13 | W | (18) Army (R) (at Yankee Stadium) | 7-0 | N | c76,359 | | | | | |
| November | 20 | W | (12) Northwestern | 7-0 | A | 42,573 | | | | | |
| November | 27 | W | (9) USC (1:45) | 13-6 | H | 28,920 | | | | | |
| Total Points/Attendance77-49 | | | | | | | | | | | |
| 398,024 | | | | | | | | | | | |

1938

| Coach: | | Elmer Layden | | Captain: | | Jim McGoldrick | | Record: | | 8-1-0 | |
|--|----|--------------|------------------------------|----------|---|----------------|--|---------|--|-------|--|
| October | 1 | W | Kansas | 52-0 | H | 25,615 | | | | | |
| October | 8 | W | Georgia Tech | 14-6 | A | 26,533 | | | | | |
| October | 15 | W | Illinois | 14-6 | H | 29,142 | | | | | |
| October | 22 | W | (5) Carnegie Tech (13) | 7-0 | H | 25,934 | | | | | |
| October | 29 | W | (7) Army (at Yankee Stadium) | 19-7 | N | c76,338 | | | | | |
| November | 5 | W | (4) Navy (R) (at Baltimore) | 15-0 | N | 58,271 | | | | | |
| November | 12 | W | (2) *Minnesota (12) | 19-0 | H | c55,245 | | | | | |
| November | 19 | W | (1) Northwestern (16) | 9-7 | A | c46,348 | | | | | |
| December | 3 | L | (1) USC (8) | 0-13 | A | c97,146 | | | | | |
| Total Points/Attendance149-39 | | | | | | | | | | | |
| 440,572 | | | | | | | | | | | |

*Notre Dame's 300th victory

1939

| Coach: | | Elmer Layden | | Captain: | | Johnny Kelly | | Record: | | 7-2-0 | |
|--|----|--------------|------------------------------|----------|---|--------------|--|---------|--|-------|--|
| September | 30 | W | Purdue | 3-0 | H | 31,341 | | | | | |
| October | 7 | W | Georgia Tech | 17-14 | H | 17,322 | | | | | |
| October | 14 | W | SMU | 20-19 | H | 29,730 | | | | | |
| October | 21 | W | (2) Navy (at Cleveland) | 14-7 | N | c78,257 | | | | | |
| October | 28 | W | (2) Carnegie Tech (5) | 7-6 | A | c61,420 | | | | | |
| November | 4 | W | (4) Army (at Yankee Stadium) | 14-0 | N | c75,632 | | | | | |
| November | 11 | L | (3) Iowa | 6-7 | A | c42,380 | | | | | |
| November | 18 | W | (9) Northwestern (3:30) | 7-0 | H | 49,204 | | | | | |
| November | 25 | L | (7) USC (4) | 12-20 | H | c54,799 | | | | | |
| Total Points/Attendance100-73 | | | | | | | | | | | |
| 440,085 | | | | | | | | | | | |

1940

| Coach: | | Elmer Layden | | Captain: | | Milt Piepul | | Record: | | 7-2-0 | |
|--|----|--------------|----------------------------------|----------|---|-------------|--|---------|--|-------|--|
| October | 5 | W | Col. of Pacific | 25-7 | H | 22,670 | | | | | |
| October | 12 | W | Georgia Tech | 26-20 | H | 32,492 | | | | | |
| October | 19 | W | (6) Carnegie Tech | 61-0 | H | 29,515 | | | | | |
| October | 26 | W | (2) Illinois | 26-0 | A | c68,578 | | | | | |
| November | 2 | W | (2) Army (R) (at Yankee Stadium) | 7-0 | N | c75,474 | | | | | |
| November | 9 | W | (7) Navy (4:00) (at Baltimore) | 13-7 | N | c61,579 | | | | | |
| November | 16 | L | (7) Iowa (5:00) | 0-7 | H | 45,960 | | | | | |
| November | 23 | L | (14) Northwestern (10) | 0-20 | A | c46,273 | | | | | |
| December | 7 | W | USC | 10-6 | A | 85,808 | | | | | |
| Total Points/Attendance168-67 | | | | | | | | | | | |
| 468,349 | | | | | | | | | | | |

THE FRANK LEAHY YEARS – 11 SEASONS: 87-11-9 (.855)

1941

| Coach: | | Frank Leahy | | Captain: | | Paul Lillis | | Record: | | 8-0-1 | |
|--|----|-------------|---------------------------------------|----------|---|-------------|--|---------|--|-------|--|
| September | 27 | W | Arizona | 38-7 | H | 19,567 | | | | | |
| October | 4 | W | Indiana (R) | 19-6 | H | 34,713 | | | | | |
| October | 11 | W | Georgia Tech | 20-0 | A | c28,986 | | | | | |
| October | 18 | W | (8) Carnegie Tech (R) | 16-0 | A | 17,208 | | | | | |
| October | 25 | W | (7) Illinois | 49-14 | H | 34,896 | | | | | |
| November | 1 | T | (6) Army (R) (14) (at Yankee Stadium) | 0-0 | N | c75,226 | | | | | |
| November | 8 | W | (7) Navy (6) (at Baltimore) | 20-13 | N | c62,074 | | | | | |
| November | 15 | W | (5) Northwestern (8) | 7-6 | A | c46,211 | | | | | |
| November | 22 | W | (4) USC | 20-18 | H | c54,967 | | | | | |
| Total Points/Attendance189-64 | | | | | | | | | | | |
| 373,848 | | | | | | | | | | | |

1942

| Coach: | | Frank Leahy | | Captain: | | George Murphy | | Record: | | 7-2-2 | |
|--|----|-------------|--|----------|---|---------------|--|---------|--|-------|--|
| September | 26 | T | Wisconsin | 7-7 | A | 23,243 | | | | | |
| October | 3 | L | Georgia Tech | 6-13 | H | 20,545 | | | | | |
| October | 10 | W | Stanford | 27-0 | H | 22,374 | | | | | |
| October | 17 | W | Iowa Pre-Flight | 28-0 | H | 26,800 | | | | | |
| October | 24 | W | (8) Illinois (5) | 21-14 | A | 43,476 | | | | | |
| October | 31 | W | (4) Navy (R) (at Cleveland) | 9-0 | N | 66,699 | | | | | |
| November | 7 | W | (4) Army (19) (at Yankee Stadium) | 13-0 | N | c74,946 | | | | | |
| November | 14 | L | (4) Michigan (6) | 20-32 | H | c54,379 | | | | | |
| November | 21 | W | (8) Northwestern | 27-20 | H | 26,098 | | | | | |
| November | 28 | W | (8) USC (14) | 13-0 | A | 94,519 | | | | | |
| December | 5 | T | (6) Great Lakes (S) (at Soldier Field) | 13-13 | N | 19,225 | | | | | |
| Total Points/Attendance184-99 | | | | | | | | | | | |
| 472,304 | | | | | | | | | | | |

1943

| Coach: | | Frank Leahy | | Captain: | | Pat Filley | | Record: | | 9-1-0 | |
|--|----|-------------|----------------------------------|----------|---|------------|--|---------|--|-------|--|
| September | 25 | W | Pittsburgh | 41-0 | A | 43,437 | | | | | |
| October | 2 | W | Georgia Tech | 55-13 | H | 26,497 | | | | | |
| October | 9 | W | (1) Michigan (2) | 35-12 | A | c86,408 | | | | | |
| October | 16 | W | (1) Wisconsin | 50-0 | A | 16,235 | | | | | |
| October | 23 | W | (1) Illinois (R) | 47-0 | H | 24,676 | | | | | |
| October | 30 | W | (1) Navy (3) (at Cleveland) | 33-6 | N | c77,900 | | | | | |
| November | 6 | W | (1) Army (3) (at Yankee Stadium) | 26-0 | N | c75,121 | | | | | |
| November | 13 | W | (1) Northwestern (8) | 25-6 | A | c49,124 | | | | | |
| November | 20 | W | (1) Iowa Pre-Flight (2) | 14-13 | H | 39,446 | | | | | |
| November | 27 | L | (1) Great Lakes (0:33) | 14-19 | A | c23,000 | | | | | |
| Total Points/Attendance340-69 | | | | | | | | | | | |
| 461,844 | | | | | | | | | | | |

1944

| Coach: | | Ed McKeever | | Captain: | | Pat Filley | | Record: | | 8-2-0 | |
|---|----|-------------|------------------------------------|----------|---|------------|--|---------|--|-------|--|
| September | 30 | W | Pittsburgh | 58-0 | A | 46,069 | | | | | |
| October | 7 | W | Tulane | 26-0 | H | 32,909 | | | | | |
| October | 14 | W | (1) Dartmouth (R) (at Fenway Park) | 64-0 | N | c38,167 | | | | | |
| October | 21 | W | (1) Wisconsin | 28-13 | H | 36,086 | | | | | |
| October | 28 | W | (1) Illinois (14) | 13-7 | A | 57,122 | | | | | |
| November | 4 | L | (2) Navy (6) (at Baltimore) | 13-32 | N | c60,938 | | | | | |
| November | 11 | L | (5) Army (1) (at Yankee Stadium) | 0-59 | N | c75,142 | | | | | |
| November | 18 | W | (11) Northwestern | 21-0 | H | 39,701 | | | | | |
| November | 25 | W | (18) Georgia Tech (10) | 21-0 | A | 28,662 | | | | | |
| December | 2 | W | (9) Great Lakes (12) | 28-7 | H | 36,900 | | | | | |
| Total Points/Attendance272-118 | | | | | | | | | | | |
| 451,696 | | | | | | | | | | | |

1945

| Coach: | | Hugh Devore | | Captain: | | Frank Dancewicz | | Record: | | 7-2-1 | |
|---|----|-------------|----------------------------------|----------|---|-----------------|--|---------|--|-------|--|
| September | 29 | W | Illinois | 7-0 | H | 41,569 | | | | | |
| October | 6 | W | Georgia Tech | 40-7 | A | 30,157 | | | | | |
| October | 13 | W | (3) Dartmouth | 34-0 | H | 34,645 | | | | | |
| October | 20 | W | (3) Pittsburgh | 39-9 | A | c57,542 | | | | | |
| October | 27 | W | (2) Iowa | 56-0 | H | 42,841 | | | | | |
| November | 3 | T | (2) Navy (3) (at Cleveland) | 6-6 | N | c82,020 | | | | | |
| November | 10 | L | (2) Army (1) (at Yankee Stadium) | 0-48 | N | c74,621 | | | | | |
| November | 17 | W | (7) Northwestern | 34-7 | A | c46,294 | | | | | |
| November | 24 | W | (5) Tulane | 32-6 | A | 51,368 | | | | | |
| December | 1 | L | (5) Great Lakes | 7-39 | A | c23,000 | | | | | |
| Total Points/Attendance255-122 | | | | | | | | | | | |
| 484,057 | | | | | | | | | | | |

1946

| Coach: | | Frank Leahy | | Captains: | | Game-by-Game | | Record: | | 8-0-1 | |
|-----------|----|-------------|---------------|-----------|---|--------------|--|---------|--|-------|--|
| September | 28 | W | Illinois | 26-6 | A | c75,119 | | | | | |
| October | 5 | W | Pittsburgh | 33-0 | H | 50,350 | | | | | |
| October | 12 | W | (3) Purdue | 49-6 | H | c55,452 | | | | | |
| October | 26 | W | (2) Iowa (17) | 41-6 | A | 52,311 | | | | | |
| November | 2 | W | (2) Navy (| | | | | | | | |

1948

| | | | | | |
|--------------------------------|----|------------------------------|-------------------------|----------------------|----------------|
| Coach: Frank Leahy | | Captain: Bill Fischer | | Record: 9-0-1 | |
| September | 25 | W | Purdue | 28-27 | H c\$9,343 |
| October | 2 | W | Pittsburgh | 40-0 | A c\$4,000 |
| October | 9 | W | (1) Michigan State | 26-7 | H c\$8,126 |
| October | 16 | W | (2) Nebraska | 44-13 | A c\$8,000 |
| October | 23 | W | (2) Iowa | 27-12 | A c\$3,000 |
| October | 30 | W | (2) Navy (at Baltimore) | 41-7 | N c\$3,314 |
| November | 6 | W | (1) Indiana (R) | 42-6 | A c\$4,000 |
| November | 13 | W | (2) Northwestern (8) | 12-7 | H c\$9,305 |
| November | 27 | W | (2) Washington | 46-0 | H c\$5,609 |
| December | 4 | T | (2) USC (0:35-ND) | 14-14 | A c\$100,571 |
| Total Points/Attendance | | | | 320-93 | 580,268 |

1949

| | | | | | |
|--------------------------------|----|---|--|-----------------------|----------------|
| Coach: Frank Leahy | | Captains: Leon Hart and Jim Martin | | Record: 10-0-0 | |
| September | 24 | W | Indiana | 49-6 | H c\$3,844 |
| October | 1 | W | Washington | 27-7 | A c\$41,500 |
| October | 8 | W | (2) Purdue | 35-12 | A c\$2,000 |
| October | 15 | W | (1) Tulane (4) | 46-7 | H c\$8,196 |
| October | 29 | W | (1) Navy (at Baltimore) | 40-0 | N c\$62,000 |
| November | 5 | W | (1) Michigan State (10) | 34-21 | A c\$1,277 |
| November | 12 | W | (1) North Carolina (at Yankee Stadium) | 42-6 | N c\$67,000 |
| November | 19 | W | (1) Iowa | 28-7 | H c\$6,790 |
| November | 26 | W | (1) USC (17) | 32-0 | H c\$7,214 |
| December | 3 | W | (1) SMU | 27-20 | A c\$7,457 |
| Total Points/Attendance | | | | 360-86 | 575,278 |

1950

| | | | | | |
|--------------------------------|----|-----------------------------|--------------------------------|----------------------|----------------|
| Coach: Frank Leahy | | Captain: Jerry Groom | | Record: 4-4-1 | |
| September | 30 | W | (1) North Carolina (2:40) (20) | 14-7 | H c\$6,430 |
| October | 7 | L | (1) Purdue (R) | 14-28 | H c\$6,746 |
| October | 14 | W | (10) Tulane | 13-9 | A c\$7,159 |
| October | 21 | L | (11) Indiana | 7-20 | A c\$4,000 |
| October | 28 | L | Michigan State (15) | 33-36 | H c\$7,866 |
| November | 4 | W | Navy (R-5) (at Cleveland) | 19-10 | N c\$71,074 |
| November | 11 | W | Pittsburgh | 18-7 | H c\$6,966 |
| November | 18 | T | Iowa | 14-14 | A c\$2,863 |
| December | 2 | L | USC | 7-9 | A c\$70,177 |
| Total Points/Attendance | | | | 139-140 | 529,281 |

1951

| | | | | | |
|--------------------------------|----|---------------------------------|---|----------------------|----------------|
| Coach: Frank Leahy | | Captain: Jim Mutscheller | | Record: 7-2-1 | |
| September | 29 | W | (14) Indiana | 48-6 | H c\$5,790 |
| October | 5 | W | (5) Detroit (NT) (at Briggs Stadium, Detroit) | 40-6 | N c\$2,331 |
| October | 13 | L | (5) SMU | 20-27 | H c\$8,240 |
| October | 20 | W | Pittsburgh | 33-0 | A c\$60,127 |
| October | 27 | W | (15) Purdue | 30-9 | H c\$7,890 |
| November | 3 | W | (13) Navy (at Baltimore) | 19-0 | N c\$44,237 |
| November | 10 | L | (11) Michigan State (5) | 0-35 | A c\$1,296 |
| November | 17 | W | *North Carolina | 12-7 | A c\$44,500 |
| November | 24 | T | Iowa (0:55-ND) | 20-20 | H c\$40,685 |
| December | 1 | W | USC (R) (20) | 19-12 | A c\$5,783 |
| Total Points/Attendance | | | | 241-122 | 520,879 |

*Notre Dame's 400th victory

1952

| | | | | | |
|--------------------------------|----|-----------------------------------|--------------------------|----------------------|----------------|
| Coach: Frank Leahy | | Captain: Jack Alessandrini | | Record: 7-2-1 | |
| September | 27 | T | (10) Pennsylvania (12) | 7-7 | A c\$74,518 |
| October | 4 | W | (19) Texas (5) | 14-3 | A c\$67,666 |
| October | 11 | L | (8) Pittsburgh | 19-22 | H c\$45,507 |
| October | 18 | W | Purdue (9) | 26-14 | A c\$49,000 |
| October | 25 | W | (16) North Carolina | 34-14 | H c\$43,338 |
| November | 1 | W | (13) Navy (at Cleveland) | 17-6 | N c\$61,927 |
| November | 8 | W | (10) Oklahoma (4) | 27-21 | H c\$7,446 |
| November | 15 | L | (6) Michigan State (1) | 3-21 | A c\$2,472 |
| November | 22 | W | (9) Iowa | 27-0 | A c\$46,600 |
| November | 29 | W | (7) USC (2) | 9-0 | H c\$8,394 |
| Total Points/Attendance | | | | 183-108 | 567,868 |

1953

| | | | | | |
|--------------------------------|----|---------------------------|-------------------------|----------------------|----------------|
| Coach: Frank Leahy | | Captain: Don Penza | | Record: 9-0-1 | |
| September | 26 | W | (1) Oklahoma (6) | 28-21 | A c\$9,500 |
| October | 3 | W | (1) Purdue | 37-7 | A c\$49,135 |
| October | 17 | W | (1) Pittsburgh (15) | 23-14 | H c\$7,998 |
| October | 24 | W | (1) Georgia Tech (4) | 27-14 | H c\$8,254 |
| October | 31 | W | (1) Navy (20) | 38-7 | H c\$8,154 |
| November | 7 | W | (1) Pennsylvania | 28-20 | A c\$74,711 |
| November | 14 | W | (1) North Carolina | 34-14 | A c\$43,000 |
| November | 21 | T | (1) Iowa (0:06-ND) (20) | 14-14 | H c\$6,478 |
| November | 28 | W | (2) USC (20) | 48-14 | A c\$97,952 |
| December | 5 | W | (2) SMU | 40-14 | H c\$5,522 |
| Total Points/Attendance | | | | 317-139 | 610,704 |

THE TERRY BRENNAN YEARS – 5 SEASONS: 32-18-0 (.640)

1954

| | | | | | |
|--------------------------------|----|--|------------------------------|----------------------|----------------|
| Coach: Terry Brennan | | Captains: Paul Matz and Dan Shannon | | Record: 9-1-0 | |
| September | 25 | W | (2) Texas (4) | 21-0 | H c\$7,594 |
| October | 2 | L | (1) Purdue (19) | 14-27 | H c\$8,250 |
| October | 9 | W | (8) Pittsburgh | 33-0 | A c\$60,114 |
| October | 16 | W | (8) Michigan State (R) | 20-19 | H c\$7,238 |
| October | 30 | W | (6) Navy (15) (at Baltimore) | 6-0 | N c\$60,000 |
| November | 6 | W | (5) Pennsylvania | 42-7 | A c\$61,189 |
| November | 13 | W | (5) North Carolina | 42-13 | H c\$5,410 |
| November | 20 | W | (4) Iowa (19) | 34-18 | A c\$6,576 |
| November | 27 | W | (4) USC (R)(5:57) (17) | 23-17 | H c\$6,438 |
| December | 4 | W | (4) SMU | 26-14 | A c\$75,501 |
| Total Points/Attendance | | | | 261-115 | 598,310 |

1955

| | | | | | |
|--------------------------------|----|---------------------------|---------------------------|----------------------|----------------|
| Coach: Terry Brennan | | Captain: Ray Lemek | | Record: 8-2-0 | |
| September | 24 | W | (11) SMU | 17-0 | H c\$6,454 |
| October | 1 | W | (4) Indiana | 19-0 | H c\$6,494 |
| October | 7 | W | (5) Miami (Fla.)(NT) (15) | 14-0 | A c\$75,685 |
| October | 15 | L | (4) Michigan State (13) | 7-21 | A c\$2,007 |
| October | 22 | W | (11) Purdue | 22-7 | A c\$5,000 |
| October | 29 | W | (9) Navy (R) (4) | 21-7 | H c\$9,475 |
| November | 5 | W | (6) Pennsylvania | 46-14 | A c\$4,226 |
| November | 12 | W | (5) North Carolina | 27-7 | A c\$38,000 |
| November | 19 | W | (4) Iowa (2:15) | 17-14 | H c\$9,955 |
| November | 26 | L | (5) USC | 20-42 | A c\$94,892 |
| Total Points/Attendance | | | | 210-112 | 593,188 |

1956

| | | | | | |
|--------------------------------|----|---------------------------|-------------------------|----------------------|----------------|
| Coach: Terry Brennan | | Captain: Jim Morse | | Record: 2-8-0 | |
| September | 22 | L | (3) SMU (NT)(1:50) | 13-19 | A c\$61,000 |
| October | 6 | W | (17) Indiana | 20-6 | H c\$8,372 |
| October | 13 | L | (18) Purdue | 14-28 | H c\$8,778 |
| October | 20 | L | Michigan State (2) | 14-47 | H c\$9,378 |
| October | 27 | L | Oklahoma (1) | 0-40 | H c\$60,128 |
| November | 3 | L | Navy (R) (at Baltimore) | 7-33 | N c\$7,773 |
| November | 10 | L | Pittsburgh (20) | 13-26 | A c\$8,697 |
| November | 17 | W | North Carolina (1:16) | 21-14 | H c\$6,793 |
| November | 24 | L | Iowa (3) | 8-48 | A c\$6,632 |
| December | 1 | L | USC (17) | 20-28 | A c\$64,538 |
| Total Points/Attendance | | | | 130-289 | 592,089 |

1957

| | | | | | |
|--------------------------------|----|---|----------------------------------|----------------------|----------------|
| Coach: Terry Brennan | | Captains: Dick Prendergast and Ed Sullivan | | Record: 7-3-0 | |
| September | 28 | W | Purdue | 12-0 | A c\$2,108 |
| October | 5 | W | (16) Indiana | 26-0 | H c\$54,026 |
| October | 12 | W | (12) Army (10) (at Philadelphia) | 23-21 | N c\$95,000 |
| October | 26 | W | (7) Pittsburgh | 13-7 | H c\$8,775 |
| November | 2 | L | (5) Navy (R) (16) | 6-20 | H c\$8,922 |
| November | 9 | L | (15) Michigan State (4) | 6-34 | A c\$75,391 |
| November | 16 | W | Oklahoma (3:50) (2) | 7-0 | A c\$63,170 |
| November | 23 | L | (9) Iowa (8) | 13-21 | H c\$8,734 |
| November | 30 | W | (12) USC (5) | 40-12 | H c\$47,933 |
| December | 7 | W | (10) SMU | 54-21 | A c\$51,000 |
| Total Points/Attendance | | | | 200-136 | 621,919 |

1958

| | | | | | |
|--------------------------------|----|---|--------------------------|----------------------|----------------|
| Coach: Terry Brennan | | Captains: Al Ecuyer and Chuck Puntillo | | Record: 6-4-0 | |
| September | 27 | W | (5) Indiana | 18-0 | H c\$49,347 |
| October | 4 | W | (7) SMU (17) | 14-6 | A c\$61,500 |
| October | 11 | L | (4) Army | 2-14 | H c\$60,564 |
| October | 18 | W | (12) Duke | 9-7 | H c\$9,068 |
| October | 25 | L | (11) Purdue (R) (15) | 22-29 | H c\$9,563 |
| November | 1 | W | Navy (15) (at Baltimore) | 40-20 | N c\$7,773 |
| November | 8 | L | (14) Pittsburgh (0:11) | 26-29 | A c\$55,330 |
| November | 15 | W | North Carolina (11) | 34-24 | H c\$6,839 |
| November | 22 | L | (15) Iowa (6) | 21-31 | A c\$8,230 |
| November | 29 | W | (18) USC | 20-13 | A c\$66,903 |
| Total Points/Attendance | | | | 206-173 | 585,117 |

THE JOE KUCHARICH YEARS – 4 SEASONS: 17-23 (.425)

1959

| | | | | | |
|--------------------------------|----|-----------------------------|--------------------------|----------------------|----------------|
| Coach: Joe Kuharich | | Captain: Ken Adamson | | Record: 5-5-0 | |
| September | 26 | W | North Carolina (R) | 28-8 | H c\$67,446 |
| October | 3 | L | (8) Purdue | 7-28 | A c\$50,362 |
| October | 10 | W | California | 28-6 | A c\$68,500 |
| October | 17 | L | Michigan State | 0-19 | A c\$73,480 |
| October | 24 | L | Northwestern (R) (2) | 24-30 | H c\$9,078 |
| October | 31 | W | Navy (0:32) | 25-22 | H c\$8,652 |
| November | 7 | L | Georgia Tech (4:27) (19) | 10-14 | H c\$8,575 |
| November | 14 | L | Pittsburgh (R) | 13-28 | A c\$2,337 |
| November | 21 | W | Iowa (3:25) (16) | 20-19 | A c\$8,500 |
| November | 28 | W | USC (7) | 16-6 | H c\$48,684 |
| Total Points/Attendance | | | | 171-180 | 584,914 |

1960

| | | | | | |
|--------------------------------|----|-------------------------------|--------------------------------|----------------------|----------------|
| Coach: Joe Kuharich | | Captain: Myron Pottios | | Record: 2-8-0 | |
| September | 24 | W | California | 21-7 | H c\$49,286 |
| October | 1 | L | (12) Purdue | 19-51 | H c\$9,235 |
| October | 8 | L | North Carolina (R) | 7-12 | A c\$41,000 |
| October | 15 | L | Michigan State (14) | 0-21 | H c\$9,133 |
| October | 22 | L | Northwestern | 6-7 | A c\$5,682 |
| October | 29 | L | Navy (R) (4) (at Philadelphia) | 7-14 | N c\$63,000 |
| November | 5 | L | Pittsburgh (14) | 13-20 | H c\$5,696 |
| November | 12 | L | Miami (Fla.)(NT) | 21-28 | A c\$8,062 |
| November | 19 | L | Iowa | 0-28 | H c\$45,000 |
| November | 26 | W | USC (R) | 17-0 | A c\$54,146 |
| Total Points/Attendance | | | | 111-188 | 540,240 |

1961

| | | | | | |
|--------------------------------|----|---|------------------------|----------------------|----------------|
| Coach: Joe Kuharich | | Captains: Norb Roy and Nick Buoniconti | | Record: 5-5-0 | |
| September | 30 | W | Oklahoma | 19-6 | H c\$55,198 |
| October | 7 | W | Purdue | 22-20 | A c\$1,295 |
| October | 14 | W | (8) USC | 30-0 | H c\$50,427 |
| October | 21 | L | (6) Michigan State (1) | 7-17 | A c\$76,132 |
| October | 28 | L | (8) Northwestern | 10-12 | H c\$9,075 |
| November | 4 | L | Navy | 10-13 | H c\$9,075 |
| November | 11 | W | Pittsburgh | 26-20 | A c\$50,527 |
| November | 18 | W | Syracuse (0:00) (10) | 17-15 | H c\$49,246 |
| November | 25 | L | Iowa | 21-42 | A c\$8,000 |
| December | 2 | L | Duke | 13-37 | A c\$35,000 |
| Total Points/Attendance | | | | 175-182 | 543,975 |

1962

Coach: Joe Kuharich **Captain:** Mike Lind **Record:** 5-5-0

| | | | | | | |
|--------------------------------|----|---|----------------------------|-------|---|------------------------|
| September | 29 | W | Oklahoma | 13-7 | A | c60,500 |
| October | 6 | L | Purdue | 6-24 | H | *c61,296 |
| October | 13 | L | Wisconsin | 8-17 | A | c61,098 |
| October | 20 | L | Michigan State (R) | 7-31 | H | c60,116 |
| October | 27 | L | Northwestern (3) | 6-35 | A | c55,752 |
| November | 3 | W | Navy (R) (at Philadelphia) | 20-12 | N | 35,000 |
| November | 10 | W | Pittsburgh | 43-22 | H | 52,215 |
| November | 17 | W | North Carolina | 21-7 | H | 35,553 |
| November | 24 | W | Iowa | 35-12 | H | 42,653 |
| December | 1 | L | USC (1) | 0-25 | A | 81,676 |
| Total Points/Attendance | | | | | | 159-192 545,859 |

*Notre Dame Stadium record

1963

Coach: Hugh Devore **Captain:** Bob Lehmann **Record:** 2-7-0

| | | | | | | |
|--------------------------------|----|---|-------------------------------------|-------|---|------------------------|
| September | 28 | L | Wisconsin (1:07) (6) | 9-14 | H | 56,806 |
| October | 5 | L | Purdue | 6-7 | A | c51,723 |
| October | 12 | W | USC (6:28) (7) | 17-14 | H | c59,135 |
| October | 19 | W | UCLA | 27-12 | H | 42,948 |
| October | 26 | L | Stanford | 14-24 | A | 55,000 |
| November | 2 | L | Navy (4) | 14-35 | H | c59,362 |
| November | 9 | L | Pittsburgh (8) | 7-27 | H | 41,306 |
| November | 16 | L | Michigan State (4) | 7-12 | A | 70,128 |
| November | 23 | W | Iowa* | | A | |
| November | 28 | L | Syracuse (3:28) (at Yankee Stadium) | 7-14 | N | 56,972 |
| Total Points/Attendance | | | | | | 108-159 493,380 |

*Game cancelled because of the death of President John F. Kennedy

THE ARA PARSEGHIAN YEARS – 11 SEASONS: 95-17-4 (.836)

1964

Coach: Ara Parseghian **Captain:** Jim Carroll **Record:** 9-1-0

| | | | | | | |
|--------------------------------|----|---|----------------------------|-------|---|-----------------------|
| September | 26 | W | Wisconsin (R) | 31-7 | A | c64,398 |
| October | 3 | W | (9) Purdue | 34-15 | H | c59,611 |
| October | 10 | W | (6) Air Force | 34-7 | A | c44,384 |
| October | 17 | W | (4) UCLA | 24-0 | H | 58,335 |
| October | 24 | W | (2) Stanford | 28-6 | H | 56,721 |
| October | 31 | W | (2) Navy (at Philadelphia) | 40-0 | N | 66,752 |
| November | 7 | W | (1) Pittsburgh | 17-15 | A | 56,628 |
| November | 14 | W | (1) Michigan State | 34-7 | H | c59,265 |
| November | 21 | W | (1) Iowa | 28-0 | H | c59,135 |
| November | 28 | L | (1) USC (1:33) | 17-20 | A | 83,840 |
| Total Points/Attendance | | | | | | 287-77 609,069 |

1965

Coach: Ara Parseghian **Captain:** Phil Sheridan **Record:** 7-2-1

| | | | | | | |
|--------------------------------|----|---|---------------------------------|-------|---|-----------------------|
| September | 18 | W | (3) California | 48-6 | A | 53,000 |
| September | 25 | L | (1) Purdue (6) | 21-25 | A | c61,291 |
| October | 2 | W | (8) Northwestern | 38-7 | H | c59,273 |
| October | 9 | W | (7) Army (NT) (at Shea Stadium) | 17-0 | N | c61,000 |
| October | 23 | W | (7) USC (R) (4) | 28-7 | H | c59,235 |
| October | 30 | W | (4) Navy | 29-3 | H | c59,206 |
| November | 6 | W | (4) Pittsburgh | 69-13 | A | c57,169 |
| November | 13 | W | (4) North Carolina | 17-0 | H | c59,216 |
| November | 20 | L | (4) Michigan State (1) | 3-12 | H | c59,291 |
| November | 27 | T | (6) Miami (Fla.) (NT) | 0-0 | A | 68,077 |
| Total Points/Attendance | | | | | | 270-73 596,758 |

1966

Coach: Ara Parseghian **Captain:** Jim Lynch **Record:** 9-0-1

| | | | | | | |
|--------------------------------|----|---|----------------------------|-------|---|-----------------------|
| September | 24 | W | (6) Purdue (8) | 26-14 | H | c59,075 |
| October | 1 | W | (4) Northwestern | 35-7 | A | c55,356 |
| October | 8 | W | (3) Army | 35-0 | H | c59,075 |
| October | 15 | W | (2) North Carolina | 32-0 | H | c59,075 |
| October | 22 | W | (1) Oklahoma (10) | 38-0 | A | c63,439 |
| October | 29 | W | (1) Navy (at Philadelphia) | 31-7 | N | 70,101 |
| November | 5 | W | (1) Pittsburgh | 40-0 | H | c59,075 |
| November | 12 | W | (1) Duke | 64-0 | H | c59,075 |
| November | 19 | T | (1) Michigan State (2) | 10-10 | A | c80,011 |
| November | 26 | W | (1) USC (1:0) | 51-0 | A | 88,520 |
| Total Points/Attendance | | | | | | 362-38 652,802 |

1967

Coach: Ara Parseghian **Captain:** Bob (Rocky) Bleier **Record:** 8-2-0

| | | | | | | |
|--------------------------------|----|---|-----------------------|-------|---|------------------------|
| September | 23 | W | (1) California | 41-8 | H | c59,075 |
| September | 30 | L | (1) Purdue (10) | 21-28 | A | c62,316 |
| October | 7 | W | (6) Iowa | 56-6 | H | c59,075 |
| October | 14 | L | (5) USC (1) | 7-24 | H | c59,075 |
| October | 21 | W | Illinois | 47-7 | A | c71,227 |
| October | 28 | W | Michigan State | 24-12 | H | c59,075 |
| November | 4 | W | (10) Navy | 43-14 | H | c59,075 |
| November | 11 | W | (9) Pittsburgh | 38-0 | A | 54,075 |
| November | 18 | W | (9) *Georgia Tech | 36-3 | A | c60,024 |
| November | 24 | W | (6) Miami (Fla.) (NT) | 24-22 | A | c77,265 |
| Total Points/Attendance | | | | | | 337-124 620,282 |

*Notre Dame's 500th victory

1968

Coach: Ara Parseghian **Captains:** George Kunz and Bob Olson **Record:** 7-2-1

| | | | | | | |
|-----------|----|---|-----------------------------|-------|---|---------|
| September | 21 | W | (3) Oklahoma (5) | 45-21 | H | c59,075 |
| September | 28 | L | (2) Purdue (1) | 22-37 | H | c59,075 |
| October | 5 | W | (5) Iowa | 51-28 | A | 58,043 |
| October | 12 | W | (5) Northwestern | 27-7 | H | c59,075 |
| October | 19 | W | (6) Illinois | 58-8 | H | c59,075 |
| October | 26 | L | (5) Michigan State | 17-21 | A | c77,339 |
| November | 2 | W | (12) Navy (at Philadelphia) | 45-14 | N | 63,738 |
| November | 9 | W | (12) Pittsburgh | 56-7 | H | c59,075 |

| | | | | | | |
|--------------------------------|----|---|------------------|-------|---|------------------------|
| November | 16 | W | (9) Georgia Tech | 34-6 | H | c59,075 |
| November | 30 | T | (9) USC (2) | 21-21 | A | 82,659 |
| Total Points/Attendance | | | | | | 376-170 636,229 |

1969

Coach: Ara Parseghian **Captains:** Bob Olson and Mike Oriard **Record:** 8-2-1

| | | | | | | |
|--------------------------------|----|---|-------------------------------|-------|---|------------------------|
| September | 20 | W | (11) Northwestern | 35-10 | H | c59,075 |
| September | 27 | L | (9) Purdue (16) | 14-28 | A | c68,179 |
| October | 4 | W | Michigan State (14) | 42-28 | H | c59,075 |
| October | 11 | W | (15) Army (at Yankee Stadium) | 45-0 | N | c63,786 |
| October | 18 | T | (11) USC (3) | 14-14 | H | c59,075 |
| October | 25 | W | (12) Tulane (NT) | 37-0 | A | 40,250 |
| November | 1 | W | (10) Navy | 47-0 | H | c59,075 |
| November | 8 | W | (8) Pittsburgh (R) | 49-7 | A | 44,084 |
| November | 15 | W | (9) Georgia Tech (NT) | 38-20 | A | 41,104 |
| November | 22 | W | (8) Air Force | 13-6 | H | c59,075 |
| Total Points/Attendance | | | | | | 334-113 552,778 |

COTTON BOWL

| | | | | | | |
|---------|---|---|----------------------------------|-------|---|---------|
| January | 1 | L | (9) Texas (1:08) (1) (at Dallas) | 17-21 | N | c73,000 |
|---------|---|---|----------------------------------|-------|---|---------|

1970

Coach: Ara Parseghian **Captains:** Larry DiNardo and Tim Kelly **Record:** 10-1-0

| | | | | | | |
|--------------------------------|----|---|----------------------------|-------|---|-----------------------|
| September | 19 | W | (6) Northwestern | 35-14 | A | 50,049 |
| September | 26 | W | (6) Purdue | 48-0 | H | c59,075 |
| October | 3 | W | (4) Michigan State | 29-0 | A | c76,103 |
| October | 10 | W | (3) Army | 51-10 | H | c59,075 |
| October | 17 | W | (3) Missouri (18) | 24-7 | A | c64,200 |
| October | 31 | W | (3) Navy (at Philadelphia) | 56-7 | N | 45,226 |
| November | 7 | W | (2) Pittsburgh | 46-14 | H | c59,075 |
| November | 14 | W | (1) Georgia Tech (6:28) | 10-7 | H | c59,075 |
| November | 21 | W | (2) LSU (2:54) (7) | 3-0 | H | c59,075 |
| November | 28 | L | (4) USC (R) | 28-38 | A | 64,694 |
| Total Points/Attendance | | | | | | 330-97 595,647 |

COTTON BOWL

| | | | | | | |
|---------|---|---|---------------------------|-------|---|---------|
| January | 1 | W | (6) Texas (1) (at Dallas) | 24-11 | N | c73,000 |
|---------|---|---|---------------------------|-------|---|---------|

1971

Coach: Ara Parseghian **Captains:** Walt Patulski and Tom Gatewood **Record:** 8-2-0

| | | | | | | |
|--------------------------------|----|---|-----------------------|-------|---|-----------------------|
| September | 18 | W | (2) Northwestern | 50-7 | H | c59,075 |
| September | 25 | W | (2) Purdue (2:58)(R) | 8-7 | A | c69,765 |
| October | 2 | W | (4) Michigan State | 14-2 | H | c59,075 |
| October | 9 | W | (7) Miami (Fla.) (NT) | 17-0 | A | c66,039 |
| October | 16 | W | (7) North Carolina | 16-0 | H | c59,075 |
| October | 23 | L | (6) USC | 14-28 | H | c59,075 |
| October | 30 | W | (12) Navy | 21-0 | H | c59,075 |
| November | 6 | W | (8) Pittsburgh | 56-7 | A | 55,528 |
| November | 13 | W | (8) Tulane | 21-7 | H | c59,075 |
| November | 20 | L | (7) LSU (NT) (14) | 8-28 | A | c66,936 |
| Total Points/Attendance | | | | | | 225-86 612,718 |

1972

Coach: Ara Parseghian **Captains:** John Dampeer and Greg Marx **Record:** 8-3-0

| | | | | | | |
|--------------------------------|----|---|-----------------------------|-------|---|------------------------|
| September | 23 | W | (13) Northwestern | 37-0 | A | c55,155 |
| September | 30 | W | (10) Purdue | 35-14 | H | c59,075 |
| October | 7 | W | (7) Michigan State | 16-0 | A | c77,828 |
| October | 14 | W | (7) Pittsburgh | 42-16 | H | c59,075 |
| October | 21 | L | (8) Missouri (R) | 26-30 | H | c59,075 |
| October | 28 | W | (13) TCU | 21-0 | H | c59,075 |
| November | 4 | W | (12) Navy (at Philadelphia) | 42-23 | N | 43,089 |
| November | 11 | W | (12) Air Force | 21-7 | A | c48,671 |
| November | 18 | W | (10) Miami (Fla.) | 20-17 | H | c59,075 |
| December | 2 | L | (10) USC (1) | 23-45 | A | 75,243 |
| Total Points/Attendance | | | | | | 283-152 595,361 |

ORANGE BOWL

| | | | | | | |
|---------|---|---|-----------------------------------|------|---|---------|
| January | 1 | L | (12) Nebraska (NT) (9) (at Miami) | 6-40 | N | c80,010 |
|---------|---|---|-----------------------------------|------|---|---------|

1973

Coach: Ara Parseghian **Captains:** Dave Casper, Frank Pomerico and Mike Townsend **Record:** 11-0-0

| | | | | | | |
|--------------------------------|----|---|-------------------------|-------|---|-----------------------|
| September | 22 | W | (8) Northwestern | 44-0 | H | c59,075 |
| September | 29 | W | (7) Purdue | 20-7 | A | c69,391 |
| October | 6 | W | (8) Michigan State | 14-10 | H | c59,075 |
| October | 13 | W | (9) Rice (NT) | 28-0 | A | 50,321 |
| October | 20 | W | (8) Army | 62-3 | A | c42,503 |
| October | 27 | W | (8) USC (R) (6) | 23-14 | H | c59,075 |
| November | 3 | W | (5) Navy | 44-7 | H | c59,075 |
| November | 10 | W | (5) Pittsburgh (S) (20) | 31-10 | A | c56,593 |
| November | 22 | W | (5) Air Force | 48-15 | H | 57,236 |
| December | 1 | W | (5) Miami (Fla.) (NT) | 44-0 | A | 42,968 |
| Total Points/Attendance | | | | | | 358-66 555,312 |

SUGAR BOWL

| | | | | | | |
|----------|----|---|---|-------|---|---------|
| December | 31 | W | (3) Alabama (4:26)(NT) (1) (at New Orleans) | 24-23 | N | c85,161 |
|----------|----|---|---|-------|---|---------|

1974

Coach: Ara Parseghian **Captains:** Tom Clements and Greg Collins **Record:** 10-2-0

| | | | | | | |
|--------------------------------|----|---|----------------------------|-------|---|------------------------|
| September | 9 | W | (2) Georgia Tech (NT) | 31-7 | A | 45,228 |
| September | 21 | W | (1) Northwestern | 49-3 | A | c55,000 |
| September | 28 | L | (2) Purdue (R) | 20-31 | H | c59,075 |
| October | 5 | W | (7) Michigan State | 19-14 | A | c77,431 |
| October | 12 | W | (6) Rice (3:08) | 10-3 | H | c59,075 |
| October | 19 | W | (7) Army (S) | 48-0 | H | c59,075 |
| October | 26 | W | (7) Miami (Fla.) | 38-7 | H | c59,075 |
| November | 2 | W | (7) Navy (at Philadelphia) | 14-6 | N | 48,634 |
| November | 16 | W | (5) Pitt (R)(2:49) (17) | 14-10 | H | c59,075 |
| November | 23 | W | (5) Air Force (R) | 38-0 | H | c59,075 |
| November | 30 | L | (5) USC (6) | 24-55 | A | 83,522 |
| Total Points/Attendance | | | | | | 305-136 664,265 |

ORANGE BOWL

| | | | | | | |
|---------|---|---|-------------------------------------|-------|---|--------|
| January | 1 | W | (9) Alabama (NT) (U) (2) (at Miami) | 13-11 | N | 71,801 |
|---------|---|---|-------------------------------------|-------|---|--------|

INTRO
 '07 OUTLOOK
 '07 PLAYERS
 '07 COACHES
 '06 RECAP
 HISTORY & RECORDS
 THIS IS NOTRE DAME
 VHS COMP
 MEDIA

THE DAN DEVINE YEARS – 6 SEASONS: 53-16-1 (.764)

1975

| Coach: Dan Devine | | Captains: Ed Bauer and Jim Stock | | Record: 8-3-0 | | |
|--------------------------------|----|----------------------------------|--------------------------------------|----------------|---|----------------|
| September | 15 | W | (9) Boston College (NT) (at Foxboro) | 17-3 | N | c61,501 |
| September | 20 | W | (9) Purdue | 17-0 | A | c69,795 |
| September | 27 | W | (7) Northwestern | 31-7 | H | c59,075 |
| October | 4 | L | (8) Michigan State (3:50) | 3-10 | H | c59,075 |
| October | 11 | W | (15) North Carolina (1:03) | 21-14 | A | c49,500 |
| October | 18 | W | (15) Air Force (3:23) | 31-30 | A | 43,204 |
| October | 25 | L | (14) USC (3) | 17-24 | H | c59,075 |
| November | 1 | W | (15) Navy (R) | 31-10 | H | c59,075 |
| November | 8 | W | (12) Georgia Tech | 24-3 | H | c59,075 |
| November | 15 | L | (9) Pittsburgh | 20-34 | A | c56,480 |
| November | 22 | W | Miami (Fla.) (NT) | 32-9 | A | 24,944 |
| Total Points/Attendance | | | | 244-144 | | 600,799 |

1976

| Coach: Dan Devine | | Captains: Mark McLane and Willie Fry | | Record: 9-3-0 | | |
|--------------------------------|----|--------------------------------------|--------------------------|----------------|---|----------------|
| September | 11 | L | (11) Pittsburgh (9) | 10-31 | H | c59,075 |
| September | 18 | W | Purdue | 23-0 | H | c59,075 |
| September | 25 | W | Northwestern | 48-0 | A | 44,396 |
| October | 2 | W | (18) Michigan State | 24-6 | A | c77,081 |
| October | 16 | W | (14) Oregon | 41-0 | H | c59,075 |
| October | 23 | W | (12) South Carolina (19) | 13-6 | A | c56,721 |
| October | 30 | W | (11) Navy (at Cleveland) | 27-21 | N | 61,172 |
| November | 6 | L | (11) Georgia Tech | 14-23 | A | 50,079 |
| November | 13 | W | (18) Alabama (10) | 21-18 | H | c59,075 |
| November | 20 | W | (13) Miami (Fla.) | 40-27 | H | c59,075 |
| November | 27 | L | (13) USC (3) | 13-17 | A | 76,561 |
| Total Points/Attendance | | | | 274-149 | | 661,925 |

GATOR BOWL

| | | | | | | |
|----------|----|---|---|------|---|--------|
| December | 27 | W | (15) Penn State (NT) (20) (at Jacksonville) | 20-9 | N | 67,827 |
|----------|----|---|---|------|---|--------|

1977

| Coach: Dan Devine | | Captains: Ross Browner, Terry Eurick, Willie Fry and Steve Orsini | | Record: 11-1-0 | | |
|--------------------------------|----|---|-------------------------------------|----------------|---|----------------|
| September | 10 | W | (3) Pittsburgh (7) | 19-9 | A | c56,500 |
| September | 17 | L | (3) Mississippi (3:28) (at Jackson) | 13-20 | N | c48,200 |
| September | 24 | W | (11) Purdue (1:39) | 31-24 | A | c68,966 |
| October | 1 | W | (14) Michigan State | 16-6 | H | c59,075 |
| October | 15 | W | (11) Army (at Giants Stadium) | 24-0 | N | c72,594 |
| October | 22 | W | (11) USC (5) | 49-19 | H | c59,075 |
| October | 29 | W | (5) Navy | 43-10 | H | c59,075 |
| November | 5 | W | (5) Georgia Tech | 69-14 | H | c59,075 |
| November | 12 | W | (5) Clemson (15) | 21-17 | A | c54,189 |
| November | 19 | W | (6) Air Force | 49-0 | H | c59,075 |
| December | 3 | W | (5) Miami (Fla.) (NT) | 48-10 | A | 35,789 |
| Total Points/Attendance | | | | 382-129 | | 631,613 |

COTTON BOWL

| | | | | | | |
|---------|---|---|---------------------------|-------|---|---------|
| January | 2 | W | (5) Texas (1) (at Dallas) | 38-10 | N | c76,701 |
|---------|---|---|---------------------------|-------|---|---------|

1978

| Coach: Dan Devine | | Captains: Bob Golic, Jerome Heavens and Joe Montana | | Record: 9-3-0 | | |
|--------------------------------|----|---|-------------------------------|----------------|---|----------------|
| September | 9 | L | (5) Missouri (12:50) | 0-3 | H | c59,075 |
| September | 23 | L | (14) Michigan (5) | 14-28 | H | c59,075 |
| September | 30 | W | Purdue | 10-6 | H | c59,075 |
| October | 7 | W | Michigan State | 29-25 | A | c77,087 |
| October | 14 | W | Pittsburgh (9) | 26-17 | H | c59,075 |
| October | 21 | W | (20) Air Force | 38-15 | A | 35,425 |
| October | 28 | W | (19) Miami (Fla.) | 20-0 | H | c59,075 |
| November | 4 | W | (15) Navy (11) (at Cleveland) | 27-7 | N | 63,780 |
| November | 11 | W | (14) Tennessee | 31-14 | H | c59,075 |
| November | 18 | W | (10) Georgia Tech (20) | 38-21 | A | 54,526 |
| November | 25 | L | (8) USC (0:02) (3) | 25-27 | A | 84,256 |
| Total Points/Attendance | | | | 258-163 | | 669,524 |

COTTON BOWL

| | | | | | | |
|---------|---|---|--------------------------------------|-------|---|--------|
| January | 1 | W | *(10) Houston (0:00) (9) (at Dallas) | 35-34 | N | 32,500 |
|---------|---|---|--------------------------------------|-------|---|--------|

*Notre Dame's 600th victory

1979

| Coach: Dan Devine | | Captains: Vagas Ferguson, Tim Foley and Dave Waymer | | Record: 7-4-0 | | |
|--------------------------------|----|---|---------------------------|----------------|----|----------------|
| September | 15 | W | (9) Michigan (6) | 12-10 | A | c105,111 |
| September | 22 | L | (5) Purdue (17) | 22-28 | A | c70,567 |
| September | 29 | W | (15) Michigan State (7) | 27-3 | H | c59,075 |
| October | 6 | W | (10) Georgia Tech (R) | 21-13 | H | c59,075 |
| October | 13 | W | (10) Air Force | 38-13 | A | 34,881 |
| October | 20 | L | (9) USC (4) | 23-42 | H | c59,075 |
| October | 27 | W | (14) South Carolina (:42) | 18-17 | H | c59,075 |
| November | 3 | W | (13) Navy | 14-0 | H | c59,075 |
| November | 10 | L | (13) Tennessee | 18-40 | A | c86,489 |
| November | 17 | L | Clemson (14) | 10-16 | H | c59,075 |
| November | 24 | W | Miami (Fla.) (R) | 40-15 | N* | 62,574 |
| Total Points/Attendance | | | | 243-197 | | 714,072 |

*National Olympic Stadium, Tokyo, Japan

1980

| Coach: Dan Devine | | Captains: Bob Crable, Tom Gibbons and John Scully | | Record: 9-2-1 | | |
|-------------------|----|---|------------------------------|---------------|---|---------|
| September | 6 | W | (11) Purdue (9) | 31-10 | H | c59,075 |
| September | 20 | W | (8) Michigan (0:00) (14) | 29-27 | H | c59,075 |
| October | 4 | W | (7) Michigan State | 26-21 | A | c76,821 |
| October | 11 | W | (7) Miami (13) | 32-14 | H | c59,075 |
| October | 18 | W | (5) Army | 30-3 | H | c59,075 |
| October | 25 | W | (4) Arizona (NT) | 20-3 | A | c56,211 |
| November | 1 | W | (3) Navy (at Giants Stadium) | 33-0 | N | c76,891 |

| | | | | | | |
|--------------------------------|----|---|------------------------------|----------------|----|----------------|
| November | 8 | T | (1) Georgia Tech (4:44 - ND) | 3-3 | A | 41,266 |
| November | 15 | W | (6) Alabama (5) | 7-0 | A* | c78,873 |
| November | 22 | W | (2) Air Force | 24-10 | H | c59,075 |
| December | 6 | L | (2) USC (17) | 3-20 | A | 82,663 |
| Total Points/Attendance | | | | 238-111 | | 708,100 |

SUGAR BOWL

| | | | | | | |
|---------|---|---|----------------------------------|-------|---|---------|
| January | 1 | L | (7) Georgia (1) (at New Orleans) | 10-17 | N | c77,895 |
|---------|---|---|----------------------------------|-------|---|---------|

*Legion Field, Birmingham, Ala.

THE GERRY FAUST YEARS – 5 SEASONS: 30-26-1 (.535)

1981

| Coach: Gerry Faust | | Captains: Bob Crable and Phil Carter | | Record: 5-6-0 | | |
|--------------------------------|----|--------------------------------------|---------------------------|----------------|---|----------------|
| September | 12 | W | (4) LSU | 27-9 | H | c59,075 |
| September | 19 | L | (1) Michigan (11) | 7-25 | A | c105,888 |
| September | 26 | L | (13) Purdue (0:19) | 14-15 | A | c70,007 |
| October | 3 | W | Michigan State | 20-7 | H | c59,075 |
| October | 10 | L | Florida State (7:41) (20) | 13-19 | H | c59,075 |
| October | 24 | L | USC (4:52) (5) | 7-14 | H | c59,075 |
| October | 31 | W | Navy | 38-0 | H | c59,075 |
| November | 7 | W | Georgia Tech | 35-3 | H | c59,075 |
| November | 14 | W | Air Force | 35-7 | A | 36,700 |
| November | 21 | L | Penn State (3:48) (13) | 21-24 | A | c84,175 |
| November | 27 | L | Miami (9) | 15-37 | A | 50,681 |
| Total Points/Attendance | | | | 232-160 | | 701,901 |

1982

| Coach: Gerry Faust | | Captains: Phil Carter, Dave Duerson and Mark Zavagnin | | Record: 6-4-1 | | |
|--------------------------------|----|---|--------------------------|----------------|---|----------------|
| September | 18 | W | *(20) Michigan (NT) (10) | 23-17 | H | c59,075 |
| September | 25 | W | (10) Purdue | 28-14 | H | c59,075 |
| October | 2 | W | (11) Michigan St. | 11-3 | A | c77,119 |
| October | 9 | W | (10) Miami (0:11) (17) | 16-14 | H | c59,075 |
| October | 16 | L | (9) Arizona (0:00) | 13-16 | H | c59,075 |
| October | 23 | T | (15) Oregon (0:11-ND) | 13-13 | A | 40,381 |
| October | 30 | W | Navy (at Giants Stadium) | 27-10 | N | 72,201 |
| November | 6 | W | Pittsburgh (1) | 31-16 | A | c60,162 |
| November | 13 | L | (13) Penn State (5) | 14-24 | H | c59,075 |
| November | 20 | L | (18) Air Force | 17-30 | A | 46,712 |
| November | 27 | L | USC (0:48) (17) | 13-17 | A | 76,459 |
| Total Points/Attendance | | | | 206-174 | | 668,409 |

* First night game at Notre Dame Stadium

1983

| Coach: Gerry Faust | | Captains: Blair Kiel and Stacey Toran | | Record: 7-5-0 | | |
|--------------------------------|----|---------------------------------------|--------------------------|----------------|---|----------------|
| September | 10 | W | (5) Purdue | 52-6 | A | c69,782 |
| September | 17 | L | (4) Michigan St. (8:59) | 23-28 | H | c59,075 |
| September | 24 | L | (13) Miami (NT) | 0-20 | A | 52,480 |
| October | 1 | W | Colorado | 27-3 | A | c52,692 |
| October | 8 | W | South Carolina (NT) (7) | 30-6 | A | c74,500 |
| October | 15 | W | Army (at Giants Stadium) | 42-0 | N | 75,131 |
| October | 22 | W | USC | 27-6 | H | c59,075 |
| October | 29 | W | (19) Navy | 28-12 | H | c59,075 |
| November | 5 | L | (18) Pittsburgh (13:54) | 16-21 | H | c59,075 |
| November | 12 | L | Penn State (0:19) | 30-34 | A | c85,899 |
| November | 19 | L | Air Force (1:35) | 22-23 | H | c59,075 |
| Total Points/Attendance | | | | 297-159 | | 705,859 |

LIBERTY BOWL

| | | | | | | |
|----------|----|---|------------------------------------|-------|---|--------|
| December | 29 | W | Boston Col. (NT) (13) (at Memphis) | 19-18 | N | 47,071 |
|----------|----|---|------------------------------------|-------|---|--------|

1984

| Coach: Gerry Faust | | Captains: Mike Golic, Joe Johnson and Larry Williams | | Record: 7-5-0 | | |
|--------------------------------|----|--|--|----------------|---|----------------|
| September | 8 | L | (8) Purdue (at Hoosier Dome, Indianapolis) | 21-23 | N | c60,672 |
| September | 15 | W | Michigan St. (8:16) | 24-20 | A | c76,919 |
| September | 22 | W | Colorado | 55-14 | H | c59,075 |
| September | 29 | W | (19) Missouri | 16-14 | A | c70,915 |
| October | 6 | L | (17) Miami (NT) (R) (14) | 13-31 | H | c59,075 |
| October | 13 | L | Air Force (R) | 7-21 | H | c59,075 |
| October | 20 | L | South Carolina (R) (11) | 32-36 | H | c59,075 |
| October | 27 | W | LSU (6) | 30-22 | A | c78,033 |
| November | 3 | W | Navy (0:14) (at Giants Stadium) | 18-17 | N | 61,795 |
| November | 17 | W | Penn State | 44-7 | H | c59,075 |
| November | 24 | W | USC (R) (14) | 19-7 | A | 66,342 |
| Total Points/Attendance | | | | 279-212 | | 668,274 |

ALOHA BOWL

| | | | | | | |
|----------|----|---|-----------------------------|-------|---|--------|
| December | 29 | L | (17) SMU (10) (at Honolulu) | 20-27 | N | 41,777 |
|----------|----|---|-----------------------------|-------|---|--------|

1985

| Coach: Gerry Faust | | Captains: Tony Furjanic, Mike Larkin, Allen Pinkett and Tim Scannell | | Record: 5-6-0 | | |
|--------------------------------|----|--|-----------------------|----------------|---|----------------|
| September | 14 | L | (13) Michigan | 12-20 | A | c105,523 |
| September | 21 | W | Michigan St. (NT) | 27-10 | H | c59,075 |
| September | 28 | L | Purdue | 17-35 | A | c69,338 |
| October | 5 | L | Air Force (5:16) (17) | 15-21 | A | c52,123 |
| October | 19 | W | Army (19) | 24-10 | H | c59,075 |
| October | 26 | W | USC | 37-3 | H | c59,075 |
| November | 2 | W | Navy | 41-17 | H | c59,075 |
| November | 9 | W | Mississippi (R) | 37-14 | H | c59,075 |
| November | 16 | L | Penn State (R) (1) | 6-36 | A | c84,000 |
| November | 23 | L | LSU (3:26) (17) | 7-10 | H | c59,075 |
| November | 30 | L | Miami (4) | 7-58 | A | 49,236 |
| Total Points/Attendance | | | | 230-234 | | 714,670 |

THE LOU HOLTZ YEARS – 11 SEASONS: 100-30-2 (.765)

1986

| | | |
|--------------------------------|--|------------------------|
| Coach: Lou Holtz | Captain: Mike Kovaleski | Record: 5-6-0 |
| September 13 | L Michigan (3) | 23-24 H c59,075 |
| September 20 | L (20) Michigan State | 15-20 A c79,895 |
| September 27 | W Purdue | 41-9 H c59,075 |
| October 4 | L Alabama (2) | 10-28 A* c75,808 |
| October 11 | L Pittsburgh (1:25) | 9-10 H c59,075 |
| October 18 | W Air Force | 31-3 H c59,075 |
| November 1 | W Navy (NT) (at Memorial Stadium, Balt.) | 33-14 N c61,335 |
| November 8 | W SMU | 61-29 H c59,075 |
| November 15 | L Penn State (3) | 19-24 H c59,075 |
| November 22 | L LSU (NT) (8) | 19-21 A c78,197 |
| November 29 | W USC (0:00) (17) | 38-37 A 70,614 |
| Total Points/Attendance | | 299-219 720,299 |

*Legion Field, Birmingham, Ala.

1987

| | | |
|--------------------------------|---|------------------------|
| Coach: Lou Holtz | Captains: Chuck Lanza, Byron Spruell | Record: 8-4-0 |
| September 12 | W (16) Michigan (9) | 26-7 A c106,098 |
| September 19 | W (9) Michigan St. (NT) (17) | 31-8 H c59,075 |
| September 26 | W (8) Purdue | 44-20 A c68,528 |
| October 10 | L (4) Pittsburgh (NT) (R) | 22-30 A c56,400 |
| October 17 | W (11) Air Force | 35-14 A c51,112 |
| October 24 | W (10) USC | 26-15 H c59,075 |
| October 31 | W (9) Navy | 56-13 H c59,075 |
| November 7 | W (9) Boston College (5:25) | 32-25 H c59,075 |
| November 14 | W (7) Alabama (10) | 37-6 H c59,075 |
| November 21 | L (7) Penn State | 20-21 A c84,000 |
| November 28 | L (10) Miami (2) | 0-24 A c76,640 |
| Total Points/Attendance | | 329-183 738,153 |

COTTON BOWL

| | | |
|-----------|-----------------------------------|-----------------|
| January 1 | L (12) Texas A&M (13) (at Dallas) | 10-35 N c73,006 |
|-----------|-----------------------------------|-----------------|

1988

| | | |
|--------------------------------|---|------------------------|
| Coach: Lou Holtz | Captains: Ned Bolcar, Mark Green and Andy Heck | Record: 12-0-0 |
| September 10 | W (13) Michigan (1:13) (NT) (9) | 19-17 H c59,075 |
| September 17 | W (8) Michigan State | 20-3 A c77,472 |
| September 24 | W (8) Purdue | 52-7 H c59,075 |
| October 1 | W (5) Stanford (NT) | 42-14 H c59,075 |
| October 8 | W (5) Pittsburgh | 30-20 A c56,500 |
| October 15 | W (4) Miami (1) | 31-30 H c59,075 |
| October 22 | W (2) Air Force | 41-13 H c59,075 |
| October 29 | W (2) Navy (at Memorial Stadium, Balt.) | 22-7 N 54,929 |
| November 5 | W (1) Rice | 54-11 H c59,075 |
| November 19 | W (1) Penn State | 21-3 H c59,075 |
| November 26 | W (1) USC (2) | 27-10 A c93,829 |
| Total Points/Attendance | | 359-135 696,255 |

FIESTA BOWL

| | | |
|-----------|------------------------------------|-----------------|
| January 2 | W (1) West Virginia (3) (at Tempe) | 34-21 N c74,911 |
|-----------|------------------------------------|-----------------|

1989

| | | |
|--------------------------------|--|------------------------|
| Coach: Lou Holtz | Captains: Ned Bolcar, Anthony Johnson and Tony Rice | Record: 12-1-0 |
| August 31 | W (2) Virginia (NT) (at Giants Stadium) | 36-13 N c77,323 |
| September 16 | W (1) Michigan (2) | 24-19 A c105,912 |
| September 23 | W (1) Michigan State | 21-13 H c59,075 |
| September 30 | W (1) Purdue | 40-7 A c67,861 |
| October 7 | W (1) Stanford | 27-17 A c86,019 |
| October 14 | W (1) Air Force (NT) (17) | 41-27 A c53,533 |
| October 21 | W (1) USC (5:18) (9) | 28-24 H c59,075 |
| October 28 | W (1) Pittsburgh (7) | 45-7 H c59,075 |
| November 4 | W (1) Navy | 41-0 H c59,075 |
| November 11 | W (1) SMU | 59-6 H c59,075 |
| November 18 | W (1) Penn State (17) | 34-23 A c86,025 |
| November 25 | L (1) Miami (7) | 10-27 A c81,634 |
| Total Points/Attendance | | 406-173 853,682 |

ORANGE BOWL

| | | |
|-----------|------------------------------------|----------------|
| January 1 | W (4) Colorado (1) (NT) (at Miami) | 21-6 N c81,191 |
|-----------|------------------------------------|----------------|

1990

| | | |
|--------------------------------|---|------------------------|
| Coach: Lou Holtz | Captains: Mike Heldt, Todd Lyght, Ricky Watters and Chris Zorich | Record: 9-3-0 |
| September 15 | W (1) Michigan (NT) (1:40) (4) | 28-24 H c59,075 |
| September 22 | W (1) Michigan St. (0:34) (24) | 20-19 A c80,401 |
| September 29 | W (1) Purdue | 37-11 H c59,075 |
| October 6 | L (1) Stanford (0:36) | 31-36 H c59,075 |
| October 13 | W (8) Air Force | 57-27 H c59,075 |
| October 20 | W (6) Miami (2) | 29-20 H c59,075 |
| October 27 | W (3) Pittsburgh (NT) | 31-22 A c56,500 |
| November 3 | W (2) Navy (at Giants Stadium) | 52-31 N 70,382 |
| November 10 | W (1) Tennessee (9) | 34-29 A c97,123 |
| November 17 | L (1) Penn State (0:04) (18) | 21-24 H c59,075 |
| November 24 | W (7) USC (NT) (18) | 10-6 A c91,639 |
| Total Points/Attendance | | 350-249 750,495 |

ORANGE BOWL

| | | |
|-----------|------------------------------------|----------------|
| January 1 | L (5) Colorado (NT) (at Miami) (1) | 9-10 N c77,062 |
|-----------|------------------------------------|----------------|

1991

| | | |
|-------------------------|-------------------------------|-----------------------|
| Coach: Lou Holtz | Captain: Rodney Culver | Record: 10-3-0 |
| September 7 | W (7) Indiana | 49-27 H c59,075 |
| September 14 | L (7) Michigan (3) | 14-24 A c106,138 |
| September 21 | W (11) Michigan State | 49-10 H c59,075 |
| September 28 | W (8) Purdue | 45-20 A c67,861 |
| October 5 | W (8) Stanford (NT) | 42-26 A 70,798 |
| October 12 | W (7) Pittsburgh (12) | 42-7 H c59,075 |
| October 19 | W (5) Air Force (NT) | 28-15 A c52,024 |
| October 26 | W (5) USC | 24-20 H c59,075 |

| | | |
|--------------------------------|------------------------------|------------------------|
| November 2 | W (5) @ Navy | 38-0 H c59,075 |
| November 9 | L (5) *Tennessee (4:03) (13) | 34-35 H c59,075 |
| November 16 | L (12) Penn State (8) | 13-35 A c96,672 |
| November 30 | W (17) Hawaii (NT) | 48-42 A c50,000 |
| Total Points/Attendance | | 426-261 797,943 |

SUGAR BOWL

| | | |
|-----------|--|-----------------|
| January 1 | W (18) Florida (NT) (3) (at New Orleans) | 39-28 N c76,447 |
|-----------|--|-----------------|

* 300th game played in Notre Dame Stadium @ Notre Dame's 700th victory

1992

| | | |
|--------------------------------|---|------------------------|
| Coach: Lou Holtz | Captains: Demetrius DuBose, Rick Mirer | Record: 10-1-1 |
| September 5 | W (3) Northwestern (at Soldier Field) | 42-7 N 64,877 |
| September 12 | T (3) Michigan (5:28-ND) (6) | 17-17 H c59,075 |
| September 19 | W (7) Michigan State | 52-31 A c76,188 |
| September 26 | W (6) Purdue (R) | 48-0 H c59,075 |
| October 3 | L (7) Stanford (19) | 16-33 H c59,075 |
| October 10 | W (14) Pittsburgh (NT) | 52-21 A 52,155 |
| October 24 | W (10) Brigham Young | 42-16 H c59,075 |
| October 31 | W (10) Navy (at Giants Stadium) | 38-7 N 58,769 |
| November 7 | W (8) Boston College (9) | 54-7 H c59,075 |
| November 14 | W (8) Penn State (5) (0:20) (22) | 17-16 H c59,075 |
| November 28 | W (5) USC (NT) (19) | 31-23 A 90,063 |
| Total Points/Attendance | | 409-178 696,502 |

COTTON BOWL

| | | |
|-----------|-----------------------------------|----------------|
| January 1 | W (5) Texas A & M (at Dallas) (4) | 28-3 N c71,615 |
|-----------|-----------------------------------|----------------|

1993

| | | |
|--------------------------------|--|------------------------|
| Coach: Lou Holtz | Captains: Jeff Burris, Tim Ruddy, Aaron Taylor and Bryant Young | Record: 11-1-0 |
| September 4 | W (7) Northwestern | 27-12 H c59,075 |
| September 11 | W (11) Michigan (3) | 27-23 A # c106,851 |
| September 18 | W (4) Michigan State | 36-14 H c59,075 |
| September 25 | W (4) Purdue (R) | 17-0 A 67,861 |
| October 2 | W (4) Stanford | 48-20 A 80,300 |
| October 9 | W (4) Pittsburgh | 44-0 H c59,075 |
| October 16 | W (3) BYU (NT) | 45-20 A c66,247 |
| October 23 | W (2) USC | 31-13 H c59,075 |
| October 30 | W (2) Navy (R) (at Veterans Stadium, Philadelphia) | 58-27 N 61,813 |
| November 13 | W (2) Florida State (1) | 31-24 H c59,075 |
| November 20 | L (1) Boston College (0:00) (16) | 39-41 H c59,075 |
| Total Points/Attendance | | 403-194 737,522 |

COTTON BOWL

| | | |
|-----------|--|----------------|
| January 1 | W (4) Texas A&M (2:22) (at Dallas) (7) | 24-21 N 69,855 |
|-----------|--|----------------|

largest regular-season attendance in NCAA history at time of game

1994

| | | |
|--------------------------------|---|------------------------|
| Coach: Lou Holtz | Captains: Lee Becton, Justin Goheen, Brian Hamilton and Ryan Leahy | Record: 6-5-1 |
| September 3 | W (3) Northwestern (NT) (at Soldier Field) | 42-15 N c66,946 |
| September 10 | L (3) Michigan (6) (:02) | 24-26 H c59,075 |
| September 17 | W (8) Michigan State | 21-20 A c74,183 |
| September 24 | W (9) Purdue (R) | 39-21 H c59,075 |
| October 1 | W (8) Stanford | 34-15 H c59,075 |
| October 8 | L (8) Boston College | 11-30 A c44,500 |
| October 15 | L (17) BYU | 14-21 H c59,075 |
| October 29 | W Navy | 58-21 H c59,075 |
| November 12 | L Florida State (8) (at Orlando) (2:53) | 16-23 N c72,868 |
| November 19 | W Air Force | 42-30 H c59,075 |
| November 26 | T USC (NT) (17) (4:53 USC) | 17-17 A c90,217 |
| Total Points/Attendance | | 318-239 703,164 |

FIESTA BOWL

| | | |
|-----------|---------------------------|-----------------|
| January 2 | L Colorado (4) (at Tempe) | 24-41 N c73,698 |
|-----------|---------------------------|-----------------|

1995

| | | |
|--------------------------------|--|------------------------|
| Coach: Lou Holtz | Captains: Paul Grasmanis, Ryan Leahy, Derrick Mayes, Shawn Wooden and Dusty Zeigler | Record: 9-3-0 |
| September 2 | L (9) Northwestern | 15-17 H c59,075 |
| September 9 | W (25) Purdue | 35-28 A c70,559 |
| September 16 | W (24) Vanderbilt | 41-0 H c59,075 |
| September 23 | W (21) Texas (13) | 55-27 H c59,075 |
| September 30 | L (15) Ohio State (7) | 26-45 A c95,537 |
| October 7 | W (23) Washington (1:24, 0:28) (15) | 29-21 A c74,023 |
| October 14 | W (17) Army (at Giants Stadium) | 28-27 N c74,218 |
| October 21 | W (17) USC (5) | 38-10 H c59,075 |
| October 28 | W (12) Boston College | 20-10 H c59,075 |
| November 4 | W (8) Navy | 35-17 H c59,075 |
| November 18 | W (8) Air Force (NT) | 44-14 A c54,182 |
| Total Points/Attendance | | 366-216 723,269 |

ORANGE BOWL

| | | |
|-----------|---|----------------|
| January 1 | L (6) Florida State (8) (NT) (at Miami) | 26-31 N 72,198 |
|-----------|---|----------------|

1996

| | | |
|--------------------------------|---|------------------------|
| Coach: Lou Holtz | Captains: Lyron Cobbins, Marc Edwards and Ron Powlus | Record: 8-3 |
| September 5 | W *(6) Vanderbilt (NT) | 14-7 A c41,523 |
| September 14 | W (9) Purdue | 35-0 H c59,075 |
| September 21 | W (9) Texas (0:00) (6) | 27-24 A c83,312 |
| September 28 | L (5) Ohio State (4) | 16-29 H c59,075 |
| October 12 | W (11) Washington (16) | 54-20 H c59,075 |
| October 19 | L (8) Air Force | 17-20 (1 OT) H c59,075 |
| November 2 | W (19) Navy (at Croke Park, Dublin, Ireland) | 54-27 N 38,651 |
| November 9 | W (17) Boston College | 48-21 A c44,500 |
| November 16 | W (14) Pittsburgh | 60-6 H c59,075 |
| November 23 | W (10) Rutgers | 62-0 H c59,075 |
| November 30 | L (10) USC (NT) | 20-27 (1 OT) A c90,296 |
| Total Points/Attendance | | 407-181 652,732 |

* Notre Dame's 1,000th game

THE BOB DAVIE YEARS – 5 SEASONS: 35-25 (.583)

1997

| Coach: Bob Davie | | Captains: Melvin Dansby, Ron Powlus and Allen Rossum | | Record: 7-6 | |
|------------------|----|--|---------------------------|----------------|----------------|
| September | 6 | W | (11) *Georgia Tech (2:37) | 17-13 | H c80,225 |
| September | 13 | L | (12) Purdue | 17-28 | A c68,789 |
| September | 20 | L | Michigan State (17) | 7-23 | H c80,225 |
| September | 27 | L | Michigan (6) | 14-21 | A c106,508 |
| October | 4 | L | Stanford (19) | 15-33 | A 75,651 |
| October | 11 | W | Pittsburgh | 45-21 | A 47,306 |
| October | 18 | L | USC (1:05) | 17-20 | H c80,225 |
| October | 25 | W | Boston College | 52-20 | H c80,225 |
| November | 1 | W | Navy (R) (5:48) | 21-17 | H c80,225 |
| November | 15 | W | LSU (11) | 24-6 | A c80,556 |
| November | 22 | W | West Virginia (22) (4:56) | 21-14 | H c80,225 |
| November | 29 | W | Hawaii (0:05) (NT) | 23-22 | A 41,509 |
| | | Total Points/Attendance | | 273-238 | 901,669 |

INDEPENDENCE BOWL

| | | | | | |
|----------|----|---|-------------------------------|------|-----------|
| December | 28 | L | LSU (15) (NT) (at Shreveport) | 9-27 | N c50,459 |
|----------|----|---|-------------------------------|------|-----------|

* Rededication of Notre Dame Stadium

1998

| Coach: Bob Davie | | Captains: Bobbie Howard, Kory Minor and Mike Rosenthal | | Record: 9-3 | |
|------------------|----|--|----------------------------|----------------|----------------|
| September | 5 | W | (22) Michigan (5) | 36-20 | H c80,012 |
| September | 12 | L | (10) Michigan State (NT) | 23-45 | A c74,267 |
| September | 26 | W | (t23) Purdue (0:57) | 31-30 | H c80,225 |
| October | 3 | W | (t23) Stanford | 35-17 | H c80,012 |
| October | 10 | W | (22) Arizona State | 28-9 | A c73,501 |
| October | 24 | W | (18) Army (1:06) | 20-17 | H c80,012 |
| October | 31 | W | (16) Baylor | 27-3 | H c80,012 |
| November | 7 | W | (13) Boston College (5:54) | 31-26 | A c44,500 |
| November | 14 | W | (12) Navy (at Baltimore) | 30-0 | N c78,844 |
| November | 21 | W | (10) LSU (1:27) | 39-36 | H c80,012 |
| November | 28 | L | (9) USC (NT) | 0-10 | A 90,069 |
| | | Total Points/Attendance | | 300-213 | 841,253 |

GATOR BOWL

| | | | | | |
|---------|---|---|--|-------|----------|
| January | 1 | L | (17) Georgia Tech (12) (at Jacksonville) | 28-35 | N 70,790 |
|---------|---|---|--|-------|----------|

1999

| Coach: Bob Davie | | Captain: Jarious Jackson | | Record: 5-7 | |
|------------------|----|--------------------------------|--------------------------|----------------|----------------|
| August | 28 | W | (18) * Kansas | 48-13 | H c80,012 |
| September | 4 | L | (16) Michigan (7) (1:38) | 22-26 | A #c111,523 |
| September | 11 | L | (16) Purdue (20) | 23-28 | A c69,843 |
| September | 18 | L | (24) Michigan State | 13-23 | H c80,012 |
| October | 2 | W | Oklahoma (23) | 34-30 | H c80,012 |
| October | 9 | W | Arizona State | 48-17 | H c80,012 |
| October | 16 | W | USC (2:40) (R) | 25-24 | H c80,012 |
| October | 30 | W | Navy (0:36) | 28-24 | H c80,012 |
| November | 6 | L | (24) Tennessee (4) (NT) | 14-38 | A c107,619 |
| November | 13 | L | Pittsburgh | 27-37 | A c60,190 |
| November | 20 | L | Boston College (25) | 29-31 | H c80,012 |
| November | 27 | L | Stanford (NT) (0:00) | 37-40 | A 57,980 |
| | | Total Points/Attendance | | 348-331 | 967,239 |

* State of Indiana Eddie Robinson Classic

largest regular-season attendance in NCAA history at time of game

2000

| Coach: Bob Davie | | Captains: Anthony Denman, Jabari Holloway, Grant Irons and Dan O'Leary | | Record: 9-3 | |
|------------------|----|--|-------------------------------------|----------------|----------------|
| September | 2 | W | Texas A&M (23) | 24-10 | H c80,232 |
| September | 9 | L | (23) Nebraska (1) | 24-27 (1 OT) | H c80,232 |
| September | 16 | W | (21) Purdue (13) (0:00) | 23-21 | H c80,232 |
| September | 23 | L | (16) Michigan State (23) (1:48) | 21-27 | A c74,714 |
| October | 7 | W | (25) Stanford | 20-14 | H c80,232 |
| October | 14 | W | (20) Navy (at Citrus Bowl, Orlando) | 45-14 | N 47,291 |
| October | 21 | W | (20) West Virginia | 42-28 | A c64,424 |
| October | 28 | W | (19) Air Force | 34-31 (1 OT) | H c80,232 |
| November | 11 | W | (11) Boston College | 28-16 | H c80,653 |
| November | 18 | W | (11) Rutgers | 45-17 | A c40,011 |
| November | 25 | W | (11) USC | 38-21 | A 81,342 |
| | | Total Points/Attendance | | 344-226 | 865,023 |

TOSTITOS FIESTA BOWL

| | | | | | |
|---------|---|---|------------------------------------|------|-----------|
| January | 1 | L | (10) Oregon State (5) (NT) (Tempe) | 9-41 | N c75,428 |
|---------|---|---|------------------------------------|------|-----------|

2001

| Coach: Bob Davie | | Captains: Rocky Boiman, David Givens, Grant Irons and Anthony Weaver | | Record: 5-6 | |
|------------------|----|--|-------------------------------|----------------|----------------|
| September | 8 | L | (23) Nebraska (5) (NT) | 10-27 | A c78,118 |
| September | 22 | L | (23) Michigan State | 10-17 | H c80,795 |
| September | 29 | L | Texas A&M | 3-24 | A c87,206 |
| October | 6 | W | Pittsburgh | 24-7 | H c80,795 |
| October | 13 | W | West Virginia (R) | 34-24 | H c80,795 |
| October | 20 | W | USC | 27-16 | H c80,795 |
| October | 27 | L | Boston College (NT) | 17-21 | A c44,500 |
| November | 3 | L | Tennessee (7) | 18-28 | H c80,795 |
| November | 17 | W | Navy | 34-16 | H c80,795 |
| November | 24 | L | Stanford (13) (1:08) (NT) (R) | 13-17 | A 51,780 |
| December | 1 | W | Purdue (NT) | 24-18 | A c68,750 |
| | | Total Points/Attendance | | 214-215 | 815,124 |

THE TYRONE WILLINGHAM YEARS – 3 SEASONS: 21-15 (.583)

2002

| Coach: Tyrone Willingham | | Captains: Amaz Battle, Sean Mahan, Gerome Sapp and Shane Walton | | Record: 10-3 | |
|--------------------------|----|---|---|--------------|-----------|
| August | 31 | W | Maryland (21) (NT) *(at Giants Stadium) | 22-0 | N c72,903 |
| September | 7 | W | (23) Purdue | 24-17 | H c80,795 |
| September | 14 | W | (20) Michigan (7) | 25-23 | H c80,795 |
| September | 21 | W | (12) Michigan State (1:15) | 21-17 | A c75,182 |
| October | 5 | W | (9) Stanford | 31-7 | H c80,795 |
| October | 12 | W | (8) Pittsburgh | 14-6 | H c80,795 |
| October | 19 | W | (7) Air Force (18) (NT) | 21-14 | A c56,409 |
| October | 26 | W | (6) Florida State (11) | 34-24 | A c84,106 |
| November | 2 | L | (4) Boston College | 7-14 | H c80,935 |
| November | 9 | W | (9) Navy (at Ravens Stadium) (2:08) | 30-23 | N c70,260 |
| November | 23 | W | (8) Rutgers | 42-0 | H c80,795 |
| November | 30 | L | (7) USC (6) (NT) | 13-44 | A c91,432 |

GATOR BOWL

| | | | | | |
|---------|---|--------------------------------|--|----------------|------------------|
| January | 1 | L | (11) North Carolina State (17) (at Alltel Stadium) | 6-28 | N c73,491 |
| | | Total Points/Attendance | | 290-207 | 1,008,693 |

*Kickoff Classic, East Rutherford, N.J.

2003

| Coach: Tyrone Willingham | | Captains: Darrell Campbell, Vontez Duff, Omar Jenkins and Jim Molinaro | | Record: 5-7 | |
|--------------------------|----|--|-----------------------|----------------|----------------|
| September | 6 | W | Washington State | 29-26 (1 OT) | H c80,795 |
| September | 13 | L | Michigan (5) | 0-38 | A c111,726 |
| September | 20 | L | Michigan State | 16-22 | H c80,795 |
| September | 27 | L | Purdue (22) | 10-23 | A c64,614 |
| October | 11 | W | Pittsburgh (15) (NT) | 20-14 | A c66,421 |
| October | 18 | L | USC (5) | 14-45 | H c80,795 |
| October | 25 | L | Boston College (0:38) | 25-27 | A c44,500 |
| November | 1 | L | Florida State (5) | 0-37 | H c80,795 |
| November | 8 | W | Navy (0:00) | 27-24 | H c80,795 |
| November | 15 | W | BYU | 33-14 | H c80,795 |
| November | 29 | W | Stanford (NT) | 57-7 | A c46,500 |
| December | 6 | L | Syracuse | 12-38 | A c48,170 |
| | | Total Points/Attendance | | 243-315 | 866,701 |

2004

| Coach: Tyrone Willingham | | Captains: Mike Goolsby, Ryan Grant, Carlyle Holiday and Justin Tuck | | Record: 6-6 | |
|--------------------------|----|---|--------------------------|-------------|------------|
| September | 4 | L | BYU (NT) | 17-20 | A c65,251 |
| September | 11 | W | Michigan (8) | 28-20 | H c80,795 |
| September | 18 | W | at Michigan State (NT) | 31-24 | A c74,962 |
| September | 25 | W | Washington | 38-3 | H c80,795 |
| October | 2 | L | Purdue (15) | 16-41 | H c80,795 |
| October | 9 | W | Stanford | 23-15 | H c80,795 |
| October | 16 | W | Navy (at Giants Stadium) | 27-9 | N c76,166 |
| October | 23 | L | Boston College (0:54) | 23-24 | H c80,795 |
| November | 6 | W | Tennessee (9) | 17-14 | A c107,266 |
| November | 13 | L | Pittsburgh (0:01) | 38-41 | H 80,795 |
| November | 27 | L | USC (1) | 10-41 | A 92,611 |

INSIGHT BOWL

| | | | | | |
|----------|----|--------------------------------|--|----------------|----------------|
| December | 28 | L | \$Oregon State (at Bank One Ballpark) (NT) | 21-38 | N c45,917 |
| | | Total Points/Attendance | | 289-289 | 824,860 |

\$ - Kent Baer served as interim head coach for the 2004 Insight Bowl. Notre Dame's loss in that game is not reflected in Tyrone Willingham's overall record with the Irish.

THE CHARLIE WEIS YEARS – 2 SEASONS: 19-6 (.760)

2005

| Coach: Charlie Weis | | Captains: Brady Quinn, Brandon Hoyte | | Record: 9-3 | |
|---------------------|----|--------------------------------------|-----------------------------|--------------|------------|
| September | 3 | W | at Pittsburgh (23) (NT) | 42-21 | A c66,451 |
| September | 10 | W | (20) at Michigan (3) | 17-10 | A c111,386 |
| September | 17 | L | (10) Michigan State | 41-44 (1 OT) | H c80,795 |
| September | 24 | W | (16) at Washington | 36-17 | A 71,743 |
| October | 1 | W | (13) at Purdue (22) (NT) | 49-28 | A c65,491 |
| October | 15 | L | (9) USC (1) | 31-34 | H c80,795 |
| October | 22 | W | (9) BYU | 49-23 | H c80,795 |
| November | 5 | W | (8) Tennessee | 41-21 | H c80,795 |
| November | 12 | W | (7) Navy | 42-21 | H c80,795 |
| November | 19 | W | (6) Syracuse | 34-10 | H c80,795 |
| November | 26 | W | (6) at Stanford (0:55) (NT) | 38-31 | A 56,057 |

TOSTITOS FIESTA BOWL

| | | | | | |
|---------|---|--------------------------------|----------------------------|----------------|----------------|
| January | 2 | L | (5) Ohio State (4) (Tempe) | 20-34 | N c76,196 |
| | | Total Points/Attendance | | 440-294 | 832,094 |

2006

| Coach: Charlie Weis | | Captains: Brady Quinn, Tom Zbikowski, Travis Thomas | | Record: 10-3 | |
|---------------------|----|---|--------------------------|--------------|-----------|
| September | 2 | W | (2) at Georgia Tech (NT) | 14-10 | A c56,680 |
| September | 9 | W | (4) Penn State (19) | 41-17 | H c80,795 |
| September | 16 | L | (2) Michigan (11) | 21-47 | H c80,795 |
| September | 23 | W | (12) at Michigan State | 40-37 | A c80,193 |
| September | 30 | W | (12) Purdue | 35-21 | H c80,795 |
| October | 7 | W | (12) Stanford | 31-10 | H c80,795 |
| October | 21 | W | (10) UCLA | 20-17 | H c80,795 |
| October | 28 | W | (11) vs. Navy | 38-14 | N c71,851 |
| November | 4 | W | (11) North Carolina | 45-26 | H c80,795 |
| November | 11 | W | (9) at Air Force | 39-17 | A c49,367 |
| November | 18 | W | (6) Army | 41-9 | H c80,795 |
| November | 25 | L | (6) at USC (3) (NT) | 24-44 | A 91,800 |

ALLSTATE SUGAR BOWL

| | | | | | |
|---------|---|--------------------------------|----------------------------|----------------|----------------|
| January | 3 | L | (11) LSU (4) (New Orleans) | 14-41 | N c77,781 |
| | | Total Points/Attendance | | 403-310 | 993,237 |

YEAR-BY-YEAR RECORD

| Year | Coach | Captain | W | L | T | AP | Coach |
|-------------|---------------------|---|-----------|----------|----------|----------|-------|
| 1887 | None | RH Henry Luhn | 0 | 1 | 0 | | |
| 1888 | None | RB Edward Prudhomme | 1 | 2 | 0 | | |
| 1889 | None | RH Edward Prudhomme | 1 | 0 | 0 | | |
| 1892 | None | QB Pat Coady | 1 | 0 | 1 | | |
| 1893 | None | RH Frank Keough | 4 | 1 | 0 | | |
| 1894 | J. L. Morison | RH Frank Keough | 3 | 1 | 1 | | |
| 1895 | H. G. Hadden | RG Dan Casey | 3 | 1 | 0 | | |
| 1896 | Frank E. Hering | QB Frank Herin | 4 | 3 | 0 | | |
| 1897 | Frank E. Hering | RE Jack Mullen | 4 | 1 | 1 | | |
| 1898 | Frank E. Hering | RE Jack Mullen | 4 | 2 | 0 | | |
| 1899 | James McWeeney | RE Jack Mullen | 6 | 3 | 1 | | |
| 1900 | Patrick O'Dea | FB John Farley | 6 | 3 | 1 | | |
| 1901 | Patrick O'Dea | RT Al Fortin | 8 | 1 | 1 | | |
| 1902 | James Faragher | FB Louis (Red) Salmon | 6 | 2 | 1 | | |
| 1903 | James Faragher | FB Louis (Red) Salmon | 8 | 0 | 1 | | |
| 1904 | Louis Salmon | RE Frank Shaughnessy | 5 | 3 | 0 | | |
| 1905 | Henry J. McGlew | LG Pat Beacom | 5 | 4 | 0 | | |
| 1906 | Thomas Barry | QB Bob Bracken | 6 | 1 | 0 | | |
| 1907 | Thomas Barry | RH Dom Callicrate | 6 | 0 | 1 | | |
| 1908 | Victor M. Place | LH Harry (Red) Miller | 8 | 1 | 0 | | |
| 1909 | Frank C. Longman | LT Howard (Cap) Edwards | 7 | 0 | 1 | | |
| 1910 | Frank C. Longman | RT Ralph Dimmick | 4 | 1 | 1 | | |
| 1911 | John L. Marks | RT Luke Kelly | 6 | 0 | 2 | | |
| 1912 | John L. Marks | QB Charles (Gus) Dorais | 7 | 0 | 0 | | |
| 1913 | Jesse Harper | LE Knute Rockne | 7 | 0 | 0 | | |
| 1914 | Jesse Harper | LT Keith (Deak) Jones | 6 | 2 | 0 | | |
| 1915 | Jesse Harper | RG Freeman (Fitz) Fitzgerald | 7 | 1 | 0 | | |
| 1916 | Jesse Harper | LH Stan Cofall | 8 | 1 | 0 | | |
| 1917 | Jesse Harper | QB Jim Phelan | 6 | 1 | 1 | | |
| 1918 | Knute Rockne | RH Leonard (Pete) Bahan | 3 | 1 | 2 | | |
| 1919 | Knute Rockne | QB Leonard (Pete) Bahan | 9 | 0 | 0 | | |
| 1920 | Knute Rockne | LT Frank Coughlin | 9 | 0 | 0 | | |
| 1921 | Knute Rockne | RE Eddie Anderson | 10 | 1 | 0 | | |
| 1922 | Knute Rockne | LE Glenn (Judge) Carberry | 8 | 1 | 1 | | |
| 1923 | Knute Rockne | LG Harvey Brown | 9 | 1 | 0 | | |
| 1924 | Knute Rockne | C Adam Walsh | 10 | 0 | 0 | | |
| 1925 | Knute Rockne | LE Clem Crowe | 7 | 2 | 1 | | |
| 1926 | Knute Rockne | QB Gene (Red) Edwards RH Tom Hearden | 9 | 1 | 0 | | |
| 1927 | Knute Rockne | LG John (Clipper) Smith | 7 | 1 | 1 | | |
| 1928 | Knute Rockne | LT Fred Miller | 5 | 4 | 0 | | |
| 1929 | Knute Rockne | RG John Law | 9 | 0 | 0 | | |
| 1930 | Knute Rockne | RE Tom Conley | 10 | 0 | 0 | | |
| 1931 | Hunk Anderson | C Tommy Yarr | 6 | 2 | 1 | | |
| 1932 | Hunk Anderson | RE Paul Host | 7 | 2 | 0 | | |
| 1933 | Hunk Anderson | C Tom (Kitty) Gorman RE Hugh Devore | 3 | 5 | 1 | | |
| 1934 | Elmer Layden | DE Dom Vairo | 6 | 3 | 0 | | |
| 1935 | Elmer Layden | LT Joe Sullivan | 7 | 1 | 1 | | |
| 1936 | Elmer Layden | RG Bill Smith LG John Lautar | 6 | 2 | 1 | 8 | |
| 1937 | Elmer Layden | RE Joe Zwiers | 6 | 2 | 1 | 9 | |
| 1938 | Elmer Layden | LG Jim McGoldrick | 8 | 1 | 0 | 5 | |
| 1939 | Elmer Layden | RE Johnny Kely | 7 | 2 | 0 | 13 | |
| 1940 | Elmer Layden | FB Milt Piepul | 7 | 2 | 0 | | |
| 1941 | Frank Leahy | RT Paul Lillis | 8 | 0 | 1 | 3 | |
| 1942 | Frank Leahy | RE George Murphy | 7 | 2 | 2 | 6 | |
| 1943 | Frank Leahy | LG Pat Filley | 9 | 1 | 0 | 1 | |
| 1944 | Ed McKeever | LG Pat Filley | 8 | 2 | 0 | 9 | |
| 1945 | Hugh Devore | QB Frank Dancewicz | 7 | 2 | 1 | 9 | |
| 1946 | Frank Leahy | Game captains | 8 | 0 | 1 | 1 | |
| 1947 | Frank Leahy | LT George Connor | 9 | 0 | 0 | 1 | |
| 1948 | Frank Leahy | LG Bill Fischer | 9 | 0 | 1 | 2 | |
| 1949 | Frank Leahy | RE Leon Hart LT Jim Martin | 10 | 0 | 0 | 1 | |
| 1950 | Frank Leahy | C/MLB Jerry Groom | 4 | 4 | 1 | | |
| 1951 | Frank Leahy | RE Jim Mutscheller | 7 | 2 | 1 | 13 | |
| 1952 | Frank Leahy | RG/MLB Jack Alessandrini | 7 | 2 | 1 | 3 | 3 |
| 1953 | Frank Leahy | RE Don Penza | 9 | 0 | 1 | 2 | 2 |
| 1954 | Terry Brennan | LE Dan Shannon RE Paul Matz | 9 | 1 | 0 | 4 | 4 |
| 1955 | Terry Brennan | RT Ray Lemek | 8 | 2 | 0 | 9 | 10 |
| 1956 | Terry Brennan | RH Jim Morse | 2 | 8 | 0 | | |
| 1957 | Terry Brennan | LE Dick Prendergast C Ed Sullivan | 7 | 3 | 0 | 10 | 9 |
| 1958 | Terry Brennan | RG Al Ecuver RT Chuck Puntillo | 6 | 4 | 0 | 17 | 14 |
| 1959 | Joe Kuharich | RG Ken Adamson | 5 | 5 | 0 | 17 | |
| 1960 | Joe Kuharich | LG Myron Pottios | 2 | 8 | 0 | | |
| 1961 | Joe Kuharich | LG Nick Buoniconti RG Norb Roy | 5 | 5 | 0 | | |
| 1962 | Joe Kuharich | FB Mike Lind | 5 | 5 | 0 | | |

| Year | Coach | Captain | W | L | T | AP | Coach |
|-------------|-----------------------|---|-----------|----------|----------|----------|----------|
| 1963 | Hugh Devore | LG Bob Lehmann | 2 | 7 | 0 | | |
| 1964 | Ara Parseghian | ILB Jim Carroll | 9 | 1 | 0 | 3 | 3 |
| 1965 | Ara Parseghian | RE Phil Sheridan | 7 | 2 | 1 | 9 | 8 |
| 1966 | Ara Parseghian | ILB Jim Lynch | 9 | 0 | 1 | 1 | 1 |
| 1967 | Ara Parseghian | LH Bob (Rocky) Bleier | 8 | 2 | 0 | 5 | 4 |
| 1968 | Ara Parseghian | RT George Kunz LILB Bob Olson | 7 | 2 | 1 | 5 | 8 |
| 1969 | Ara Parseghian | C Mike Oriard RILB Bob Olson | 8 | 2 | 1 | 5 | 9 |
| 1970 | Ara Parseghian | LG Larry DiNardo LOLB Tim Kelly | 10 | 1 | 0 | 2 | 5 |
| 1971 | Ara Parseghian | SE Tom Gatewood LE Walt Patulski | 8 | 2 | 0 | 13 | 15 |
| 1972 | Ara Parseghian | RT John Dampier RT Greg Marx | 8 | 3 | 0 | 14 | 12 |
| 1973 | Ara Parseghian | LG Frank Pomarico TE Dave Casper, FS Mike Townsend | 11 | 0 | 0 | 1 | 4 |
| 1974 | Ara Parseghian | WB Tom Clements OLB Greg Collins | 10 | 2 | 0 | 6 | 4 |
| 1975 | Dan Devine | LT Ed Bauer OLB Jim Stock | 8 | 3 | 0 | | 17 |
| 1976 | Dan Devine | RH Mark McLane RE Willie Fry | 9 | 3 | 0 | 12 | 12 |
| 1977 | Dan Devine | LE Ross Browner, RB Steve Orsini RE Willie Fry, LH Terry Eurick | 11 | 1 | 0 | 1 | 1 |
| 1978 | Dan Devine | QB Joe Montana FB Jerome Heavens, MLB Bob Golic | 9 | 3 | 0 | 7 | 6 |
| 1979 | Dan Devine | RT Tim Foley HB Vagas Ferguson, LCB Dave Waymer | 7 | 4 | 0 | | |
| 1980 | Dan Devine | C John Scully MLB Bob Crable, FS Tom Gibbons | 9 | 2 | 1 | 9 | 10 |
| 1981 | Gerry Faust | TB Phil Carter MLB Bob Crable | 5 | 6 | 0 | | |
| 1982 | Gerry Faust | TB Phil Carter MLB Mark Zavagnin, FS Dave Duerson | 6 | 4 | 1 | | |
| 1983 | Gerry Faust | QB Blair Kiel SCB Stacey Toran | 7 | 5 | 0 | | |
| 1984 | Gerry Faust | SG Larry Williams OLB Mike Golic, SS Joe Johnson | 7 | 5 | 0 | | |
| 1985 | Gerry Faust | QG Tim Scannell, TB Allen Pinkett, OLB Mike Larkin, MLB Tony Furjanic | 5 | 6 | 0 | | |
| 1986 | Lou Holtz | ILB Mike Kovalski | 5 | 6 | 0 | | |
| 1987 | Lou Holtz | C Chuck Lanza RT Byron Spruell | 8 | 4 | 0 | 17 | |
| 1988 | Lou Holtz | TT Andy Heck TB Mark Green, ELB Ned Bolcar | 12 | 0 | 0 | 1 | 1 |
| 1989 | Lou Holtz | QB Tony Rice FB Anthony Johnson, MLB Ned Bolcar | 12 | 1 | 0 | 2 | 3 |
| 1990 | Lou Holtz | C Mike Heldt, TB Ricky Watters, NT Chris Zorich, FCB Todd Lyght | 9 | 3 | 0 | 6 | 6 |
| 1991 | Lou Holtz | TB Rodney Culver | 10 | 3 | 0 | 13 | 12 |
| 1992 | Lou Holtz | QB Rick Mirer LB Demetrius DuBose | 10 | 1 | 1 | 4 | 4 |
| 1993 | Lou Holtz | OT Aaron Taylor, Tim Ruddy, DT Bryant Young, FS Jeff Burris | 11 | 1 | 0 | 2 | 2 |
| 1994 | Lou Holtz | TB Lee Becton, ILB Justin Goheen, DE Brian Hamilton, OG Ryan Leahy | 6 | 5 | 1 | | |
| 1995 | Lou Holtz | NG Paul Grasmanis OG Ryan Leahy, SE Derrick Mayes, CB Sean Wooden, OG Dusty Zeigler | 9 | 3 | 0 | 11 | 13 |
| 1996 | Lou Holtz | ILB Lyron Cobbins FB Marc Edwards, QB Ron Powlus | 8 | 3 | 0 | 19 | 21 |
| 1997 | Bob Davie | DE Melvin Dansby QB Ron Powlus, CB Allen Rossum | 7 | 6 | 0 | | |
| 1998 | Bob Davie | ILB Bobbie Howard OLB Kory Minor, OT Mike Rosenthal | 9 | 3 | 0 | 22 | 22 |
| 1999 | Bob Davie | QB Jarious Jackson | 5 | 7 | 0 | | |
| 2000 | Bob Davie | ILB Anthony Denman, TE Dan O'Leary, TE Jabari Holloway, DE Grant Irons | 9 | 3 | 0 | 15 | 16 |
| 2001 | Bob Davie | OLB Rocky Boiman, FL David Givens DE Grant Irons, DE Anthony Weaver | 5 | 6 | 0 | | |
| 2002 | Tyrone Willingham | WR Arnaz Battle, OG Sean Mahan, SS Gerome Sapp, CB Shane Walton | 10 | 3 | 0 | 17 | 17 |
| 2003 | Tyrone Willingham | OT Jim Molinaro, DT Darrell Campbell CB Vontez Duff, WR Omar Jenkins | 5 | 7 | 0 | | |
| 2004 | Tyrone Willingham | LB Mike Goolsby, RB Ryan Grant, WR Carlyle Holiday, DE Justin Tuck | 6 | 6 | 0 | | |
| 2005 | Charlie Weis | QB Brady Quinn, LB Brandon Hoytke | 9 | 3 | 0 | 9 | 11 |
| 2006 | Charlie Weis | QB Brady Quinn, DB Tom Zbikowski LB Travis Thomas | 10 | 3 | 0 | 17 | 19 |

Totals **821 269 42**
Consensus national championship seasons in bold. The coaches poll was switched from United Press International to USA Today/CNN in 1991, then to USA Today/ESPN in 1997.

SUPER SEASONS

In 118 seasons of football beginning in 1887, Notre Dame has had 101 winning years, only 12 seasons with a losing record (1887, '88, 1933, '56, '60, '63, '81, '85, '86, '99, 2001 and '03) and only five others with a .500 mark (1950, '59, '61, '62 and 2004).

The Fighting Irish have had 12 unbeaten, untied seasons, 10 others in which they were unbeaten but suffered one or more ties—and 28 seasons in which only a single loss spoiled an unbeaten record.

Here is a compilation of Notre Dame's outstanding seasons in its football history:

Unbeaten, Untied

| Year | Record | Coach |
|------|--------|----------------|
| 1889 | 1-0 | None |
| 1912 | 7-0 | John L. Marks |
| 1913 | 7-0 | Jesse Harper |
| 1919 | 9-0 | Knute Rockne |
| 1920 | 9-0 | Knute Rockne |
| 1924 | 10-0 | Knute Rockne |
| 1929 | 9-0 | Knute Rockne |
| 1930 | 10-0 | Knute Rockne |
| 1947 | 9-0 | Frank Leahy |
| 1949 | 10-0 | Frank Leahy |
| 1973 | 11-0 | Ara Parseghian |
| 1988 | 12-0 | Lou Holtz |

Unbeaten

| Year | Record | Tie |
|------|--------|-------------------------------------|
| 1892 | 1-0-1 | Hillsdale (10-10) |
| 1903 | 8-0-1 | Northwestern (0-0) |
| 1907 | 6-0-1 | Indiana (0-0) |
| 1909 | 7-0-1 | Marquette (0-0) |
| 1911 | 6-0-2 | Pittsburgh (0-0) Marquette (0-0) |
| 1941 | 8-0-1 | Army (0-0) |
| 1946 | 8-0-1 | Army (0-0) |
| 1948 | 9-0-1 | USC (14-14) |
| 1953 | 9-0-1 | Iowa (14-14) |
| 1966 | 9-0-1 | Michigan State (10-10) |

One Loss

| Year | Record | Loss |
|------|--------|--------------------------|
| 1887 | 0-1 | Michigan (8-0) |
| 1893 | 4-1 | Chicago (8-0) |
| 1894 | 3-1-1 | Albion (19-12) |
| 1895 | 3-1 | Indiana Artillery (18-0) |
| 1897 | 4-1-1 | Chicago (34-5) |
| 1901 | 8-1-1 | Northwestern (2-0) |
| 1906 | 6-1 | Indiana (12-0) |
| 1908 | 8-1 | Michigan (12-6) |
| 1910 | 4-1-1 | Michigan State (17-0) |
| 1915 | 7-1 | Nebraska (20-19) |

| | | |
|------|--------|------------------------|
| 1916 | 8-1 | Army (30-10) |
| 1917 | 6-1-1 | Nebraska (7-0) |
| 1918 | 3-1-2 | Michigan State (13-7) |
| 1921 | 10-1 | Iowa (10-7) |
| 1922 | 8-1-1 | Nebraska (14-6) |
| 1923 | 9-1 | Nebraska (14-7) |
| 1926 | 9-1 | Carnegie Tech (19-0) |
| 1927 | 7-1-1 | Army (18-0) |
| 1935 | 7-1-1 | Northwestern (14-7) |
| 1938 | 8-1 | USC (13-0) |
| 1943 | 9-1 | Great Lakes (19-14) |
| 1954 | 9-1 | Purdue (27-14) |
| 1964 | 9-1 | USC (20-17) |
| 1970 | 10-1 | USC (38-28) |
| 1977 | 11-1 | Mississippi (20-13) |
| 1989 | 12-1 | Miami (27-10) |
| 1992 | 10-1-1 | Stanford (33-16) |
| 1993 | 11-1 | Boston College (41-39) |

Irish Near Top Of Winning Percentage List

Notre Dame ranks as one of the winningest teams in college football history based on its .744 winning percentage over 118 seasons of football and a 821-269-42 record during that period. Michigan (860 wins) is the only team with more overall wins than Notre Dame and ranks just ahead of the Irish in winning percentage by a few percentage points. The Irish and Wolverines will meet at Michigan Stadium on Sept. 15, 2007. The NCAA top 20 teams in terms of winning percentage entering the 2007 season are:

| Team | Years | Bowl Games | | | | | | |
|------------------------|------------|------------|------------|-----------|--------------|-----------|-----------|----------|
| | | W | L | T | Pct. | W | L | T |
| 1. Michigan | 127 | 860 | 282 | 36 | .7453 | 18 | 20 | 0 |
| 2. Notre Dame | 118 | 821 | 269 | 42 | .7438 | 13 | 15 | 0 |
| 3. Texas | 114 | 810 | 313 | 33 | .7149 | 13 | 16 | 0 |
| 4. Oklahoma | 112 | 768 | 292 | 53 | .7138 | 24 | 14 | 1 |
| 5. Penn State | 120 | 780 | 302 | 41 | .7128 | 21 | 10 | 0 |
| 6. Ohio State | 117 | 786 | 301 | 53 | .7127 | 13 | 19 | 0 |
| 7. Alabama | 112 | 780 | 308 | 43 | .7086 | 18 | 13 | 1 |
| 8. Nebraska | 117 | 803 | 326 | 40 | .7040 | 19 | 16 | 0 |
| 9. USC | 114 | 743 | 300 | 54 | .7019 | 29 | 16 | 0 |
| 10. Tennessee | 110 | 760 | 316 | 53 | .6966 | 18 | 12 | 0 |
| 11. Boise State (1996) | 39 | 317 | 140 | 2 | .6928 | 4 | 2 | 0 |
| 12. Florida State | 60 | 443 | 211 | 17 | .6728 | 19 | 8 | 1 |
| 13. Georgia | 113 | 702 | 379 | 54 | .6422 | 15 | 12 | 2 |
| 14. Miami (Florida) | 80 | 532 | 297 | 19 | .6385 | 19 | 14 | 0 |
| 15. LSU | 113 | 680 | 376 | 47 | .6378 | 19 | 18 | 1 |
| 16. Miami (Ohio) | 119 | 641 | 362 | 44 | .6332 | 6 | 3 | 0 |
| 17. Auburn | 114 | 667 | 384 | 47 | .6288 | 18 | 13 | 2 |
| 18. Washington | 117 | 646 | 379 | 50 | .6241 | 15 | 14 | 0 |
| 19. South Florida | 10 | 70 | 43 | 0 | .6194 | 1 | 0 | 0 |
| 20. Arizona State | 94 | 530 | 324 | 24 | .6173 | 12 | 10 | 1 |

The NCAA's top 20 teams in victories heading into 2007:

| | |
|----------------------|------------|
| 1. Michigan | 860 |
| 2. Notre Dame | 821 |
| 3. Texas | 810 |
| 4. Nebraska | 803 |
| 5. Ohio State | 786 |
| 6. Alabama | 780 |
| Penn State | 780 |
| 8. Oklahoma | 768 |
| 9. Tennessee | 760 |
| 10. USC | 743 |
| 11. Georgia | 702 |
| 12. LSU | 680 |
| 13. Syracuse | 669 |
| 14. Auburn | 667 |
| 15. Colorado | 652 |
| West Virginia | 652 |
| 17. Texas A&M | 648 |
| 18. Washington | 646 |
| Georgia Tech | 646 |
| 20. Miami (Ohio) | 641 |

SERIES SCORES

KEY — Numbers following season and before result indicate AP rankings for both teams coming into game. For example, 17-10 indicates Notre Dame stood 17th and the Irish opponent 10th in the AP poll that week.

Adrian (1-0-0)

Home: 1-0-0; Away 1-0-0; Neutral 0-0-0

| Site | Year | Rank | W/L | ND | Opp |
|------|------|------|-----|----|-----|
| * | 1912 | | W | 74 | 7 |

Air Force (22-5-0)

Home: 10-3-0; Away 12-2-0; Neutral 0-0-0

| Site | Year | Rank | W/L | ND | Opp |
|------|------|------|--------|----|-----|
| | 1964 | 6- | W | 34 | 7 |
| * | 1969 | 8- | W | 13 | 6 |
| | 1972 | 12- | W | 21 | 7 |
| * | 1973 | 5- | W | 48 | 15 |
| * | 1974 | 5- | W | 38 | 0 |
| | 1975 | 15- | W | 31 | 30 |
| * | 1977 | 6- | W | 49 | 0 |
| | 1978 | 20- | W | 38 | 15 |
| | 1979 | 10- | W | 38 | 13 |
| * | 1980 | 2- | W | 24 | 10 |
| | 1981 | | W | 35 | 7 |
| | 1982 | 18- | L | 17 | 30 |
| * | 1983 | | L | 22 | 23 |
| * | 1984 | | L | 7 | 21 |
| | 1985 | -17 | L | 15 | 21 |
| * | 1986 | | W | 31 | 3 |
| | 1987 | 11- | W | 35 | 14 |
| * | 1988 | 2- | W | 41 | 13 |
| | 1989 | 1-17 | W | 41 | 27 |
| * | 1990 | 1- | W | 57 | 27 |
| | 1991 | 5- | W | 28 | 15 |
| * | 1994 | | W | 42 | 30 |
| | 1995 | 8- | W | 44 | 14 |
| * | 1996 | 8- | L (ot) | 17 | 20 |
| * | 2000 | 19- | W (ot) | 34 | 31 |
| | 2002 | 7-18 | W | 21 | 14 |
| | 2006 | 9- | W | 39 | 17 |

Akron (1-0-0)

Home: 1-0-0; Away 0-0-0; Neutral 0-0-0

| Site | Year | Rank | W/L | ND | Opp |
|------|------|------|-----|----|-----|
| * | 1910 | | W | 51 | 0 |

Alabama (5-1-0)

Home: 2-0-0; Away 1-1-0; Neutral 2-0-0

| Site | Year | Rank | W/L | ND | Opp |
|------|------|-------|-----|----|-----|
| SB | 1973 | 3-1 | W | 24 | 23 |
| OB | 1974 | 9-2 | W | 13 | 11 |
| * | 1976 | 18-10 | W | 21 | 18 |
| BM | 1980 | 6-5 | W | 7 | 0 |
| BM | 1986 | -2 | L | 10 | 28 |
| * | 1987 | 7-10 | W | 37 | 6 |

Albion (3-1-1)

Home: 2-1-1; Away 1-0-0; Neutral 0-0-0

| Site | Year | Rank | W/L | ND | Opp |
|------|------|------|-----|----|-----|
| * | 1893 | | W | 8 | 6 |
| * | 1894 | | T | 6 | 6 |
| * | 1894 | | L | 12 | 19 |
| * | 1896 | | W | 24 | 0 |
| | 1898 | | W | 60 | 0 |

Alma (4-0-0)

Home: 4-0-0; Away 0-0-0; Neutral 0-0-0

| Site | Year | Rank | W/L | ND | Opp |
|------|------|------|-----|----|-----|
|------|------|------|-----|----|-----|

| | | | | | |
|---|------|--|---|----|---|
| * | 1913 | | W | 62 | 0 |
| * | 1914 | | W | 56 | 0 |
| * | 1915 | | W | 32 | 0 |
| * | 1916 | | W | 46 | 0 |

American Med. Col. (5-0-0)

Home: 5-0-0; Away 0-0-0; Neutral 0-0-0

| Site | Year | Rank | W/L | ND | Opp |
|------|------|------|-----|-----|-----|
| * | 1901 | | W | 32 | 0 |
| * | 1902 | | W | 92 | 0 |
| * | 1903 | | W | 52 | 0 |
| * | 1904 | | W | 44 | 0 |
| * | 1905 | | W | 142 | 0 |

Arizona (2-1-0)

Home: 1-1-0; Away 1-0-0; Neutral 0-0-0

| Site | Year | Rank | W/L | ND | Opp |
|------|------|------|-----|----|-----|
| * | 1941 | | W | 38 | 7 |
| | 1980 | 4- | W | 20 | 3 |
| * | 1982 | 9- | L | 13 | 16 |

Arizona State (2-0-0)

Home: 1-0-0; Away 1-0-0; Neutral 0-0-0

| Site | Year | Rank | W/L | ND | Opp |
|------|------|------|-----|----|-----|
| | 1998 | 22- | W | 28 | 9 |
| * | 1999 | | W | 48 | 17 |

Army (37-8-4)

Home: 8-1-0; Away: 7-2-1; Neutral: 22-5-3

| Site | Year | Rank | W/L | ND | Opp |
|------|------|-------|-----|----|-----|
| | 1913 | | W | 35 | 13 |
| | 1914 | | L | 7 | 20 |
| | 1915 | | W | 7 | 0 |
| | 1916 | | L | 10 | 30 |
| | 1917 | | W | 7 | 2 |
| | 1919 | | W | 12 | 9 |
| | 1920 | | W | 27 | 17 |
| | 1921 | | W | 28 | 0 |
| | 1922 | | T | 0 | 0 |
| EF | 1923 | | W | 13 | 0 |
| PG | 1924 | | W | 13 | 7 |
| YS | 1925 | | L | 0 | 27 |
| YS | 1926 | | W | 7 | 0 |
| YS | 1927 | | L | 0 | 18 |
| YS | 1928 | | W | 12 | 6 |
| YS | 1929 | | W | 7 | 0 |
| SF | 1930 | | W | 7 | 6 |
| YS | 1931 | | L | 0 | 12 |
| YS | 1932 | | W | 21 | 0 |
| YS | 1933 | | W | 13 | 12 |
| YS | 1934 | | W | 12 | 6 |
| YS | 1935 | | T | 6 | 6 |
| YS | 1936 | | W | 20 | 6 |
| YS | 1937 | 18- | W | 7 | 0 |
| YS | 1938 | 7- | W | 19 | 7 |
| YS | 1939 | 4- | W | 14 | 0 |
| YS | 1940 | 2- | W | 7 | 0 |
| YS | 1941 | 6-14 | T | 0 | 0 |
| YS | 1942 | 4-19 | W | 13 | 0 |
| YS | 1943 | 1-3 | W | 26 | 0 |
| YS | 1944 | 5-1 | L | 0 | 59 |
| YS | 1945 | 2-1 | L | 0 | 48 |
| YS | 1946 | 2-1 | T | 0 | 0 |
| * | 1947 | 1-9 | W | 27 | 7 |
| P | 1957 | 12-10 | W | 23 | 21 |
| * | 1958 | 4-3 | L | 2 | 14 |
| SS | 1965 | 7- | W | 17 | 0 |



Notre Dame and Army played to a 0-0 tie in the 1922 season.

| | | | | | |
|----|------|-----|---|----|----|
| * | 1966 | 3- | W | 35 | 0 |
| YS | 1969 | 15- | W | 45 | 0 |
| * | 1970 | 3- | W | 51 | 10 |
| | 1973 | 8- | W | 62 | 3 |
| * | 1974 | 7- | W | 48 | 0 |
| GS | 1977 | 11- | W | 24 | 0 |
| * | 1980 | 5- | W | 30 | 3 |
| CS | 1983 | | W | 42 | 0 |
| * | 1985 | -19 | W | 24 | 10 |
| GS | 1995 | 17- | W | 28 | 27 |
| * | 1998 | 18- | W | 20 | 17 |
| * | 2006 | 6- | W | 41 | 9 |

Baylor (2-0-0)

Home: 2-0-0; Away 0-0-0; Neutral 0-0-0

| Site | Year | Rank | W/L | ND | Opp |
|------|------|------|-----|----|-----|
| * | 1925 | | W | 41 | 0 |
| * | 1998 | 16- | W | 27 | 3 |

Beloit (5-0-1)

Home: 4-0-1; Away 1-0-0; Neutral 0-0-0

| Site | Year | Rank | W/L | ND | Opp |
|------|------|------|-----|----|-----|
| * | 1896 | | W | 8 | 0 |
| * | 1900 | | T | 6 | 6 |
| | 1901 | | W | 5 | 0 |
| * | 1906 | | W | 29 | 0 |
| * | 1925 | | W | 19 | 3 |
| * | 1926 | | W | 77 | 0 |

Bennett Med. Col. (1-0-0)

Home: 1-0-0; Away: 0-0-0; Neutral: 0-0-0

| Site | Year | Rank | W/L | ND | Opp |
|------|------|------|-----|----|-----|
| * | 1905 | | W | 22 | 0 |

Boston College (9-7-0)

Home: 5-4-0; Away: 2-3-0; Neutral: 2-0-0

| Site | Year | Rank | W/L | ND | Opp |
|------|------|------|-----|----|-----|
| FX | 1975 | 9- | W | 17 | 3 |
| LB | 1983 | -13 | W | 19 | 18 |
| * | 1987 | 9- | W | 32 | 25 |
| * | 1992 | 8-9 | W | 54 | 7 |
| * | 1993 | 1-16 | L | 39 | 41 |

| | | | | | |
|---|------|-----|---|----|----|
| | 1994 | 8- | L | 11 | 30 |
| * | 1995 | 12- | W | 20 | 10 |
| | 1996 | 17- | W | 48 | 21 |
| * | 1997 | | W | 52 | 20 |
| | 1998 | 13- | W | 31 | 26 |
| * | 1999 | -25 | L | 29 | 31 |
| * | 2000 | 11- | W | 28 | 16 |
| | 2001 | | L | 17 | 21 |
| * | 2002 | 4- | L | 7 | 14 |
| | 2003 | | L | 25 | 27 |
| * | 2004 | 24- | L | 23 | 24 |

Butler (3-0-0)

Home: 2-0-0; Away 1-0-0; Neutral 0-0-0

| Site | Year | Rank | W/L | ND | Opp |
|------|------|------|-----|----|-----|
| * | 1911 | | W | 27 | 0 |
| | 1922 | | W | 31 | 3 |
| * | 1923 | | W | 34 | 7 |

BYU (4-2-0)

Home: 3-1-0; Away 1-1-0; Neutral 0-0-0

| Site | Year | Rank | W/L | ND | Opp |
|------|------|------|-----|----|-----|
| * | 1992 | 10- | W | 42 | 16 |
| | 1993 | 3- | W | 45 | 20 |
| * | 1994 | 17- | L | 14 | 21 |
| * | 2003 | | W | 33 | 14 |
| | 2004 | | L | 17 | 20 |
| * | 2005 | 9- | W | 49 | 23 |

California (4-0-0)

Home: 2-0-0; Away 2-0-0; Neutral 0-0-0

| Site | Year | Rank | W/L | ND | Opp |
|------|------|------|-----|----|-----|
| | 1959 | | W | 28 | 6 |
| * | 1960 | | W | 21 | 7 |
| | 1965 | 3- | W | 48 | 6 |
| * | 1967 | 1- | W | 41 | 8 |

Carlisle (1-0-0)

Home: 0-0-0; Away 0-0-0; Neutral 1-0-0

| Site | Year | Rank | W/L | ND | Opp |
|------|------|------|-----|----|-----|
| C | 1914 | | W | 48 | 6 |



The first game in newly renovated Notre Dame Stadium saw the Irish defeat Georgia Tech 17-13. Over 80,000 people were in attendance on Sept. 6, 1997. (photo by Lighthouse Imaging)

Carnegie Tech (15-4-0)

Home: 7-1-0; Away 8-3-0; Neutral 0-0-0

| Site | Year | Rank | W/L | ND | Opp |
|------|------|------|-----|----|-----|
| | 1922 | | W | 19 | 0 |
| | 1923 | | W | 26 | 0 |
| | 1924 | | W | 40 | 19 |
| * | 1925 | | W | 26 | 0 |
| | 1926 | | L | 0 | 19 |
| * | 1928 | | L | 7 | 27 |
| | 1929 | | W | 7 | 0 |
| * | 1930 | | W | 21 | 6 |
| | 1931 | | W | 19 | 0 |
| * | 1932 | | W | 42 | 0 |
| | 1933 | | L | 0 | 7 |
| * | 1934 | | W | 13 | 0 |
| | 1935 | | W | 14 | 3 |
| * | 1936 | | W | 21 | 7 |
| | 1937 | | L | 7 | 9 |
| * | 1938 | 5-13 | W | 7 | 0 |
| | 1939 | 2- | W | 7 | 6 |
| * | 1940 | 6- | W | 61 | 0 |
| | 1941 | 8- | W | 16 | 0 |

Case Tech (2-0-0)

Home: 1-0-0; Away 1-0-0; Neutral 0-0-0

| Site | Year | Rank | W/L | ND | Opp |
|------|------|------|-----|----|-----|
| * | 1916 | | W | 48 | 0 |
| | 1918 | | W | 26 | 6 |

Chicago (0-4-0)

Home: 0-1-0; Away 0-3-0; Neutral 0-0-0

| Site | Year | Rank | W/L | ND | Opp |
|------|------|------|-----|----|-----|
| | 1893 | | L | 0 | 8 |
| * | 1896 | | L | 0 | 18 |
| | 1897 | | L | 5 | 34 |
| | 1899 | | L | 6 | 23 |

Chicago Dental (1-0-0)

Home: 1-0-0; Away 0-0-0; Neutral 0-0-0

| Site | Year | Rank | W/L | ND | Opp |
|------|------|------|-----|----|-----|
| * | 1897 | | W | 62 | 0 |

Chicago Physicians & Surgeons (7-2-0)

Home: 7-2-0; Away 0-0-0; Neutral 0-0-0

| Site | Year | Rank | W/L | ND | Opp |
|------|------|------|-----|----|-----|
| * | 1895 | | W | 32 | 0 |
| * | 1896 | | L | 0 | 4 |
| * | 1899 | | L | 0 | 5 |
| * | 1900 | | W | 5 | 0 |
| * | 1901 | | W | 34 | 0 |
| * | 1903 | | W | 46 | 0 |
| * | 1906 | | W | 28 | 0 |
| * | 1907 | | W | 32 | 0 |
| * | 1908 | | W | 88 | 0 |

Christian Brothers (St. Louis) (1-0-0)

Home: 0-0-0; Away 1-0-0; Neutral 0-0-0

| Site | Year | Rank | W/L | ND | Opp |
|------|------|------|-----|----|-----|
| | 1913 | | W | 20 | 7 |

Cincinnati (1-0-0)

Home: 1-0-0; Away 0-0-0; Neutral 0-0-0

| Site | Year | Rank | W/L | ND | Opp |
|------|------|------|-----|----|-----|
| * | 1900 | | W | 58 | 0 |

Clemson (1-1-0)

Home: 0-1-0; Away 1-0-0; Neutral 0-0-0

| Site | Year | Rank | W/L | ND | Opp |
|------|------|------|-----|----|-----|
| | 1977 | 5-15 | W | 21 | 17 |
| * | 1979 | -14 | L | 10 | 16 |

Coe (1-0-0)

Home: 1-0-0; Away 0-0-0; Neutral 0-0-0

| Site | Year | Rank | W/L | ND | Opp |
|------|------|------|-----|----|-----|
| * | 1927 | | W | 28 | 7 |

Colorado (3-2-0)

Home: 1-0-0; Away 1-0-0; Neutral 1-2-0

| Site | Year | Rank | W/L | ND | Opp |
|------|------|------|-----|----|-----|
| | 1983 | | W | 27 | 3 |
| * | 1984 | | W | 55 | 14 |
| OB | 1989 | 4-1 | W | 21 | 6 |
| OB | 1990 | 5-1 | L | 9 | 10 |
| FB | 1994 | -4 | L | 24 | 41 |

Creighton (1-0-0)

Home: 0-0-0; Away 1-0-0; Neutral 0-0-0

| Site | Year | Rank | W/L | ND | Opp |
|------|------|------|-----|----|-----|
| | 1915 | | W | 41 | 0 |

Dartmouth (2-0-0)

Home: 1-0-0; Away 0-0-0; Neutral 1-0-0

| Site | Year | Rank | W/L | ND | Opp |
|------|------|------|-----|----|-----|
| FP | 1944 | 1- | W | 64 | 0 |
| * | 1945 | 3- | W | 34 | 0 |

De La Salle (1-0-0)

Home: 1-0-0; Away 0-0-0; Neutral 0-0-0

| Site | Year | Rank | W/L | ND | Opp |
|------|------|------|-----|----|-----|
| * | 1893 | | W | 28 | 0 |

DePauw (8-0-0)

Home: 8-0-0; Away 0-0-0; Neutral 0-0-0

| Site | Year | Rank | W/L | ND | Opp |
|------|------|------|-----|----|-----|
| * | 1897 | | W | 4 | 0 |
| * | 1898 | | W | 32 | 0 |
| * | 1902 | | W | 22 | 0 |
| * | 1903 | | W | 56 | 0 |
| * | 1904 | | W | 10 | 0 |
| * | 1905 | | W | 71 | 0 |
| * | 1921 | | W | 57 | 10 |
| * | 1922 | | W | 34 | 7 |

Detroit (2-0-0)

Home: 0-0-0; Away 1-0-0; Neutral 1-0-0

| Site | Year | Rank | W/L | ND | Opp |
|------|------|------|-----|----|-----|
| | 1927 | | W | 20 | 0 |

| | | | | | |
|----|------|----|---|----|---|
| BS | 1951 | 5- | W | 40 | 6 |
|----|------|----|---|----|---|

Drake (8-0-0)

Home: 6-0-0; Away 1-0-0; Neutral 1-0-0

| Site | Year | Rank | W/L | ND | Opp |
|------|------|------|-----|----|-----|
| * | 1926 | | W | 21 | 0 |
| | 1927 | | W | 32 | 0 |
| * | 1928 | | W | 32 | 6 |
| SF | 1929 | | W | 19 | 7 |
| * | 1930 | | W | 28 | 7 |
| * | 1931 | | W | 63 | 0 |
| * | 1932 | | W | 62 | 0 |
| * | 1937 | | W | 21 | 0 |

Duke (2-1-0)

Home: 2-0-0; Away 0-1-0; Neutral 0-0-0

| Site | Year | Rank | W/L | ND | Opp |
|------|------|------|-----|----|-----|
| * | 1958 | 12- | W | 9 | 7 |
| | 1961 | | L | 13 | 37 |
| * | 1966 | 1- | W | 64 | 0 |

Englewood High School (Chicago) (2-0-0)

Home: 2-0-0; Away 0-0-0; Neutral 0-0-0

| Site | Year | Rank | W/L | ND | Opp |
|------|------|------|-----|----|-----|
| * | 1899 | | W | 29 | 5 |
| * | 1900 | | W | 68 | 0 |

Florida (1-0-0)

Home: 0-0-0; Away 0-0-0; Neutral 1-0-0

| Site | Year | Rank | W/L | ND | Opp |
|------|------|------|-----|----|-----|
| SD | 1991 | 18-3 | W | 39 | 28 |

Florida State (2-4-0)

Home: 1-1-0; Away 1-0-0; Neutral 0-2-0

| Site | Year | Rank | W/L | ND | Opp |
|------|------|------|-----|----|-----|
| * | 1981 | -20 | L | 13 | 19 |
| * | 1993 | 2-1 | W | 31 | 24 |
| O | 1994 | -8 | L | 16 | 23 |
| OB | 1995 | 6-8 | L | 26 | 31 |

| | | | | | |
|---|------|------|---|----|----|
| | 2002 | 6-11 | W | 34 | 24 |
| * | 2003 | -5 | L | 0 | 37 |

Franklin (3-0-0)

Home: 3-0-0; Away 0-0-0; Neutral 0-0-0

| Site | Year | Rank | W/L | ND | Opp |
|------|------|------|-----|----|-----|
| * | 1906 | | W | 26 | 0 |
| * | 1907 | | W | 23 | 0 |
| * | 1908 | | W | 64 | 0 |

Georgia (0-1-0)

Home: 0-0-0; Away 0-0-0; Neutral 0-1-0

| Site | Year | Rank | W/L | ND | Opp |
|------|------|------|-----|----|-----|
| SD | 1980 | 7-1 | L | 10 | 17 |

Georgia Tech (27-5-1)

Home: 15-2-0; Away 12-2-1; Neutral 0-1-0

| Site | Year | Rank | W/L | ND | Opp |
|------|------|-------|-----|----|-----|
| | 1922 | | W | 13 | 3 |
| * | 1923 | | W | 35 | 7 |
| * | 924 | | W | 34 | 3 |
| | 1925 | | W | 13 | 0 |
| * | 1926 | | W | 12 | 0 |
| * | 1927 | | W | 26 | 7 |
| | 1928 | | L | 0 | 13 |
| | 1929 | | W | 26 | 6 |
| | 1938 | | W | 14 | 6 |
| * | 1939 | | W | 17 | 14 |
| * | 940 | | W | 26 | 20 |
| | 1941 | | W | 20 | 0 |
| * | 1942 | | L | 6 | 13 |
| * | 1943 | | W | 55 | 13 |
| | 1944 | 18-10 | W | 21 | 0 |
| | 1945 | | W | 40 | 7 |
| * | 1953 | 1-4 | W | 27 | 14 |
| * | 1959 | -19 | L | 10 | 14 |
| | 1967 | 9- | W | 36 | 3 |
| * | 1968 | 9- | W | 34 | 6 |
| | 1969 | 9- | W | 38 | 20 |
| * | 1970 | 1- | W | 10 | 7 |
| | 1974 | 2- | W | 31 | 7 |
| * | 1975 | 12- | W | 24 | 3 |
| | 1976 | 11- | L | 14 | 23 |
| * | 1977 | 5- | W | 69 | 14 |
| | 1978 | 10-20 | W | 38 | 21 |
| * | 1979 | 10- | W | 21 | 13 |
| | 1980 | 1- | T | 3 | 3 |
| * | 1981 | | W | 35 | 3 |
| * | 1997 | 11- | W | 17 | 13 |
| GB | 1998 | 17-12 | L | 28 | 35 |
| | 2006 | 2- | W | 14 | 10 |

Goshen (1-0-0)

Home: 1-0-0; Away 0-0-0; Neutral 0-0-0

| Site | Year | Rank | W/L | ND | Opp |
|------|------|------|-----|----|-----|
| * | 1900 | | W | 55 | 0 |

Great Lakes (1-2-2)

Home: 1-0-1; Away 0-2-0; Neutral 0-0-1

| Site | Year | Rank | W/L | ND | Opp |
|------|------|------|-----|----|-----|
| * | 1918 | | T | 7 | 7 |
| SF | 1942 | 6- | T | 13 | 13 |
| | 1943 | 1- | L | 14 | 19 |
| * | 1944 | 9-12 | W | 28 | 7 |
| | 1945 | 5- | L | 7 | 39 |

Harvard Prep (Chicago) (1-0-0)

Home: 1-0-0; Away 0-0-0; Neutral 0-0-0

| Site | Year | Rank | W/L | ND | Opp |
|------|------|------|-----|----|-----|
| * | 1888 | | W | 20 | 0 |

Haskell (5-0-0)

Home: 5-0-0; Away 0-0-0; Neutral 0-0-0

| Site | Year | Rank | W/L | ND | Opp |
|------|------|------|------|----|-----|
| * | 1914 | | W 20 | | 7 |
| * | 1915 | | W 34 | | 0 |
| * | 1916 | | W 26 | | 0 |
| * | 1921 | | W 42 | | 7 |
| * | 1932 | | W 73 | | 0 |

Hawaii (2-0-0)

Home: 0-0-0; Away 2-0-0; Neutral 0-0-0

| Site | Year | Rank | W/L | ND | Opp |
|------|------|------|------|----|-----|
| | 1991 | 17- | W 48 | | 42 |
| | 1997 | | W 23 | | 22 |

Highland Views (1-0-0)

Home: 1-0-0; Away 0-0-0; Neutral 0-0-0

| Site | Year | Rank | W/L | ND | Opp |
|------|------|------|------|----|-----|
| * | 1896 | | W 82 | | 0 |

Hillsdale (4-0-1)

Home: 4-0-1; Away 0-0-0; Neutral 0-0-0

| Site | Year | Rank | W/L | ND | Opp |
|------|------|------|------|----|-----|
| * | 1892 | | T 10 | | 10 |
| * | 1893 | | W 22 | | 10 |
| * | 1894 | | W 14 | | 0 |
| * | 1906 | | W 17 | | 0 |
| * | 1908 | | W 39 | | 0 |

Houston (1-0-0)

Home: 0-0-0; Away 0-0-0; Neutral 1-0-0

| Site | Year | Rank | W/L | ND | Opp |
|------|------|------|------|----|-----|
| CB | 1979 | 10-9 | W 35 | | 34 |

Illinois (11-0-1)

Home: 5-0-0; Away 6-0-1; Neutral 0-0-0

| Site | Year | Rank | W/L | ND | Opp |
|------|------|------|------|----|-----|
| | 1898 | | W 5 | | 0 |
| | 1937 | | T 0 | | 0 |
| * | 1938 | | W 14 | | 6 |
| | 1940 | 2- | W 26 | | 0 |
| * | 1941 | 7- | W 49 | | 14 |
| | 1942 | 8-5 | W 21 | | 14 |
| * | 1943 | 1- | W 47 | | 0 |
| | 1944 | 1-14 | W 13 | | 7 |
| * | 1945 | | W 7 | | 0 |
| | 1946 | | W 26 | | 6 |
| | 1967 | | W 47 | | 7 |
| * | 1968 | 6- | W 58 | | 8 |

Illinois Cycling Club (1-0-0)

Home: 1-0-0; Away 0-0-0; Neutral 0-0-0

| Site | Year | Rank | W/L | ND | Opp |
|------|------|------|------|----|-----|
| * | 1895 | | W 18 | | 2 |

Indiana (23-5-1)

Home: 13-1-1; Away 6-3-0; Neutral 4-1-0

| Site | Year | Rank | W/L | ND | Opp |
|------|------|------|------|----|-----|
| * | 1898 | | L 5 | | 11 |
| * | 1899 | | W 17 | | 0 |
| | 1900 | | L 0 | | 6 |
| * | 1901 | | W 18 | | 5 |
| | 1902 | | W 11 | | 5 |
| | 1905 | | L 5 | | 22 |
| Ind | 1906 | | L 0 | | 12 |
| * | 1907 | | T 0 | | 0 |
| Ind | 1908 | | W 11 | | 0 |
| Ind | 1919 | | W 16 | | 3 |
| Ind | 1920 | | W 13 | | 10 |
| Ind | 1921 | | W 28 | | 7 |
| * | 1922 | | W 27 | | 0 |

* 1926 W 26 0

1927 W 19 6

1929 W 14 0

* 1930 W 27 0

1931 W 25 0

1933 W 12 2

* 1941 W 19 6

1948 1- W 42 6

* 1949 W 49 6

1950 11- L 7 20

* 1951 14- W 48 6

* 1955 4- W 19 0

* 1956 17- W 20 6

* 1957 16- W 26 0

* 1958 5- W 18 0

* 1991 7- W 49 27

Indianapolis Artillery (0-1-0)

Home: 0-0-0; Away 0-1-0; Neutral 0-0-0

| Site | Year | Rank | W/L | ND | Opp |
|------|------|------|-----|----|-----|
| * | 1895 | | L 0 | | 18 |

Iowa (13-8-3)

Home: 7-3-2; Away 6-5-1; Neutral 0-0-0

| Site | Year | Rank | W/L | ND | Opp |
|------|------|------|------|----|-----|
| | 1921 | | L 7 | | 10 |
| | 1939 | 3- | L 6 | | 7 |
| * | 1940 | 7- | L 0 | | 7 |
| * | 1945 | 2- | W 56 | | 0 |
| | 1946 | 2-17 | W 41 | | 6 |
| * | 1947 | 2- | W 21 | | 0 |
| | 1948 | 2- | W 27 | | 12 |
| * | 1949 | 1- | W 28 | | 7 |
| | 1950 | | T 14 | | 14 |
| * | 1951 | | T 20 | | 20 |
| | 1952 | 9- | W 27 | | 0 |
| * | 1953 | 1-20 | T 14 | | 14 |
| | 1954 | 4-19 | W 34 | | 18 |
| * | 1955 | 4- | W 17 | | 14 |
| | 1956 | -3 | L 8 | | 48 |
| * | 1957 | 9-8 | L 13 | | 21 |
| | 1958 | 15-6 | L 21 | | 31 |
| | 1959 | -16 | W 20 | | 19 |
| * | 1960 | -2 | L 0 | | 28 |
| | 1961 | | L 21 | | 42 |
| * | 1962 | | W 35 | | 12 |
| * | 1964 | 1- | W 28 | | 0 |
| * | 1967 | 6- | W 56 | | 6 |
| | 1968 | 5- | W 51 | | 28 |

Iowa Pre-Flight (2-0-0)

Home: 2-0-0; Away 0-0-0; Neutral 0-0-0

| Site | Year | Rank | W/L | ND | Opp |
|------|------|------|------|----|-----|
| * | 1942 | | W 28 | | 0 |
| * | 1943 | 1-2 | W 14 | | 13 |

Kalamazoo (7-0-0)

Home: 7-0-0; Away 0-0-0; Neutral 0-0-0

| Site | Year | Rank | W/L | ND | Opp |
|------|------|------|------|----|-----|
| * | 1893 | | W 34 | | 0 |
| * | 1917 | | W 55 | | 0 |
| * | 1919 | | W 14 | | 0 |
| * | 1920 | | W 39 | | 0 |
| * | 1921 | | W 56 | | 0 |
| * | 1922 | | W 46 | | 0 |
| * | 1923 | | W 74 | | 0 |

Kansas (4-1-1)

Home: 3-0-1; Away 1-1-0; Neutral 0-0-0

| Site | Year | Rank | W/L | ND | Opp |
|------|--------|------|------|----|-----|
| | 1904 | | L 5 | | 24 |
| | 1932 | | W 24 | | 6 |
| * | 1933 | | T 0 | | 0 |
| * | 1935 | | W 28 | | 7 |
| * | 1938 | | W 52 | | 0 |
| ERC | * 1999 | 18- | W 48 | | 13 |

Knox (1-1-0)

Home: 1-0-0; Away 0-1-0; Neutral 0-0-0

| Site | Year | Rank | W/L | ND | Opp |
|------|------|------|------|----|-----|
| | 1902 | | L 5 | | 12 |
| * | 1907 | | W 22 | | 4 |

Lake Forest (4-0-0)

Home: 4-0-0; Away 0-0-0; Neutral 0-0-0

| Site | Year | Rank | W/L | ND | Opp |
|------|------|------|------|----|-----|
| * | 1899 | | W 38 | | 0 |
| * | 1901 | | W 16 | | 0 |
| * | 1902 | | W 28 | | 0 |
| * | 1903 | | W 28 | | 0 |

Lombard (3-0-0)

Home: 3-0-0; Away 0-0-0; Neutral 0-0-0

| Site | Year | Rank | W/L | ND | Opp |
|------|------|------|------|----|-----|
| * | 1923 | | W 14 | | 0 |
| * | 1924 | | W 40 | | 0 |
| * | 1925 | | W 69 | | 0 |

LSU (5-5-0)

Home: 3-1-0; Away 2-2-0; Neutral 0-2-0

| Site | Year | Rank | W/L | ND | Opp |
|------|------|------|------|----|-----|
| * | 1970 | 2-7 | W 3 | | 0 |
| | 1971 | 7-14 | L 8 | | 28 |
| * | 1981 | 4- | W 27 | | 9 |
| | 1984 | -6 | W 30 | | 22 |
| * | 1985 | -17 | L 7 | | 10 |
| | 1986 | -8 | L 19 | | 2 |
| | 1997 | -11 | W 24 | | 6 |
| IS | 1997 | -15 | L 9 | | 27 |
| * | 1998 | 10- | W 39 | | 36 |
| SD | 2006 | 11-4 | L 14 | | 41 |

Loyola (Chicago) (1-0-0)

Home: 1-0-0; Away 0-0-0; Neutral 0-0-0

| Site | Year | Rank | W/L | ND | Opp |
|------|------|------|------|----|-----|
| * | 1911 | | W 80 | | 0 |

Loyola (New Orleans) (1-0-0)

Home: 1-0-0; Away 0-0-0; Neutral 0-0-0

| Site | Year | Rank | W/L | ND | Opp |
|------|------|------|------|----|-----|
| * | 1928 | | W 12 | | 6 |

Marquette (3-0-3)

Home: 2-0-3; Away 0-0-0; Neutral 1-0-0

| Site | Year | Rank | W/L | ND | Opp |
|------|------|------|------|----|-----|
| | 1908 | | W 6 | | 0 |
| | 1909 | | T 0 | | 0 |
| | 1910 | | T 5 | | 5 |
| | 1911 | | T 0 | | 0 |
| C | 1912 | | W 69 | | 0 |
| | 1921 | | W 21 | | 7 |

Maryland (1-0-0)

Home: 0-0-0; Away 0-0-0; Neutral 1-0-0

| Site | Year | Rank | W/L | ND | Opp |
|------|------|------|-----|----|-----|
| 2002 | W | -21 | 22 | | 0 |

Miami (Florida) (15-7-1)

Home: 8-1-0; Away 6-6-1; Neutral 1-0-0

| Site | Year | Rank | W/L | ND | Opp |
|------|------|------|------|----|-----|
| | 1955 | 5-15 | W 14 | | 0 |
| | 1960 | | L 21 | | 28 |
| | 1965 | 6- | T 0 | | 0 |

1967 6- W 24 22

1971 7- W 17 0

* 1972 10- W 20 17

1973 5- W 44 0

* 1974 7- W 38 7

1975 W 32 9

* 1976 13- W 40 27

1977 5- W 48 10

* 1978 19- W 20 0

MB 1979 W 40 15

* 1980 7-13 W 32 14

1981 -9 L 15 37

* 1982 10-17 W 16 14

1983 13- L 0 20

* 1984 17-14 L 13 31

1985 -4 L 7 58

1987 10-2 L 0 24

* 1988 4-1 W 31 30

1989 1-7 L 10 27

* 1990 6-2 W 29 20

Miami (Ohio) (1-0-0)

Home: 1-0-0; Away 0-0-0; Neutral 0-0-0

| Site | Year | Rank | W/L | ND | Opp |
|------|------|------|------|----|-----|
| * | 1909 | | W 46 | | 0 |

Michigan (14-19-1)

Home: 7-8-1; Away 7-10-0; Neutral 0-1-0

| Site | Year | Rank | W/L | ND | Opp |
|------|------|------|-----|----|-----|
| * | 1887 | | L 0 | | 8 |
| * | 1888 | | L 6 | | 26 |
| * | 1888 | | L 4 | | 10 |
| | 1898 | | L 0 | | 23 |
| | 1899 | | L 0 | | 12 |
| | 1900 | | L 0 | | 7 |
| T | 1902 | | L 0 | | 23 |



The rivalry between Navy and Notre Dame is the longest intrasectional rivalry in the country with games every season since 1927, with this year's meeting being the 81st straight contest. Notre Dame and Navy took their rivalry international in 1996 when the teams squared off at Croke Park (above) in Dublin, Ireland. (photo by Sportsfile - Dublin, Ireland)

| | | | | |
|--------|------|---|----|----|
| * 1899 | | W | 40 | 0 |
| * 1902 | | W | 33 | 0 |
| * 1903 | | W | 12 | 0 |
| * 1905 | | W | 28 | 0 |
| * 1906 | | W | 5 | 0 |
| * 1909 | | W | 17 | 0 |
| 1910 | | L | 0 | 17 |
| 1916 | | W | 14 | 0 |
| * 1917 | | W | 23 | 0 |
| 1918 | | L | 7 | 13 |
| * 1919 | | W | 13 | 0 |
| 1920 | | W | 25 | 0 |
| * 1921 | | W | 48 | 0 |
| * 1948 | 1- | W | 26 | 7 |
| 1949 | 1-10 | W | 34 | 21 |
| * 1950 | -15 | L | 33 | 36 |
| 1951 | 11-5 | L | 0 | 35 |
| 1952 | 6-1 | L | 3 | 21 |
| * 1954 | 8- | W | 20 | 19 |
| 1955 | 4-13 | L | 7 | 21 |
| * 1956 | -2 | L | 14 | 47 |
| 1957 | 15-4 | L | 6 | 34 |
| 1959 | | L | 0 | 19 |
| * 1960 | -14 | L | 0 | 21 |
| 1961 | 6-1 | L | 7 | 17 |
| * 1962 | | L | 7 | 31 |
| 1963 | -4 | L | 7 | 12 |
| * 1964 | 1- | W | 34 | 7 |
| * 1965 | 4-1 | L | 3 | 12 |
| 1966 | 1-2 | T | 10 | 10 |
| * 1967 | | W | 24 | 12 |
| 1968 | 5- | L | 17 | 21 |
| * 1969 | -14 | W | 42 | 28 |
| 1970 | 4- | W | 29 | 0 |
| * 1971 | 4- | W | 14 | 2 |
| 1972 | 7- | W | 16 | 0 |
| * 1973 | 8- | W | 14 | 10 |

| | | | | |
|--------|-------|--------|----|----|
| 1974 | 7- | W | 19 | 14 |
| * 1975 | 8- | L | 3 | 10 |
| 1976 | 18- | W | 24 | 6 |
| * 1977 | 14- | W | 16 | 6 |
| 1978 | | W | 29 | 25 |
| * 1979 | 15-7 | W | 27 | 3 |
| 1980 | 7- | W | 26 | 21 |
| * 1981 | | W | 20 | 7 |
| 1982 | 11- | W | 11 | 3 |
| * 1983 | 4- | L | 23 | 28 |
| 1984 | | W | 24 | 20 |
| * 1985 | | W | 27 | 10 |
| 1986 | 20- | L | 15 | 20 |
| * 1987 | 9-17 | W | 31 | 8 |
| 1988 | 8- | W | 20 | 3 |
| * 1989 | 1- | W | 21 | 13 |
| 1990 | 1-24 | W | 20 | 19 |
| * 1991 | 11- | W | 49 | 10 |
| 1992 | 7- | W | 52 | 31 |
| * 1993 | 4- | W | 36 | 14 |
| 1994 | 8- | W | 21 | 20 |
| * 1997 | -17 | L | 7 | 23 |
| 1998 | 10- | L | 23 | 45 |
| * 1999 | 24- | L | 13 | 23 |
| 2000 | 16-23 | L | 21 | 27 |
| * 2001 | 23- | L | 10 | 17 |
| 2002 | 12- | W | 21 | 17 |
| * 2003 | | L | 16 | 22 |
| 2004 | | W | 31 | 24 |
| * 2005 | 10- | L (ot) | 41 | 44 |
| 2006 | 12- | W | 40 | 37 |

Minnesota (4-0-1)

Home: 1-0-1; Away 3-0-0; Neutral 0-0-0

| Site | Year | Rank | W/L | ND | Opp |
|------|------|------|-----|----|-----|
| | 1925 | | W | 19 | 7 |

| | | | | |
|--------|------|---|----|---|
| 1926 | | W | 20 | 7 |
| * 1927 | | T | 7 | 7 |
| 1937 | -4 | W | 7 | 6 |
| * 1938 | 2-12 | W | 19 | 0 |

Mississippi (1-1-0)

Home: 1-0-0; Away 0-0-0; Neutral 0-1-0

| Site | Year | Rank | W/L | ND | Opp |
|------|--------|------|-----|----|-----|
| J | 1977 | 3- | L | 13 | 20 |
| | * 1985 | | W | 37 | 14 |

Missouri (2-2-0)

Home: 0-2-0; Away 2-0-0; Neutral 0-0-0

| Site | Year | Rank | W/L | ND | Opp |
|------|--------|------|-----|----|-----|
| | 1970 | 3-18 | W | 24 | 7 |
| | * 1972 | 8- | L | 26 | 30 |
| | * 1978 | 5- | L | 0 | 3 |
| | 1984 | 19- | W | 16 | 14 |

Missouri Osteopaths (1-0-0)

Home: 1-0-0; Away 0-0-0; Neutral 0-0-0

| Site | Year | Rank | W/L | ND | Opp |
|------|--------|------|-----|----|-----|
| | * 1903 | | W | 28 | 0 |

Morningside (2-0-0)

Home: 0-0-0; Away 2-0-0; Neutral 0-0-0

| Site | Year | Rank | W/L | ND | Opp |
|------|------|------|-----|----|-----|
| | 1917 | | W | 13 | 0 |
| | 1919 | | W | 14 | 6 |

Morris Harvey (1-0-0)

Home: 1-0-0; Away 0-0-0; Neutral 0-0-0

| Site | Year | Rank | W/L | ND | Opp |
|------|--------|------|-----|----|-----|
| | * 1912 | | W | 39 | 0 |

Mount Union (1-0-0)

Home: 1-0-0; Away 0-0-0; Neutral 0-0-0

| Site | Year | Rank | W/L | ND | Opp |
|------|--------|------|-----|----|-----|
| | * 1919 | | W | 60 | 7 |

Navy (70-9-1)

Home: 26-3-0; Away 0-0-0; Neutral 44-6-1

| Site | Year | Rank | W/L | ND | Opp |
|------|--------|-------|-----|----|-----|
| B | 1927 | | W | 19 | 6 |
| SF | 1928 | | W | 7 | 0 |
| B | 1929 | | W | 14 | 7 |
| | * 1930 | | W | 26 | 2 |
| B | 1931 | | W | 20 | 0 |
| CL | 1932 | | W | 12 | 0 |
| B | 1933 | | L | 0 | 7 |
| CL | 1934 | | L | 6 | 10 |
| B | 1935 | | W | 14 | 0 |
| B | 1936 | 13- | L | 0 | 3 |
| | * 1937 | | W | 9 | 7 |
| B | 1938 | 4- | W | 15 | 0 |
| CL | 1939 | 2- | W | 14 | 7 |
| B | 1940 | 7- | W | 13 | 7 |
| B | 1941 | 7-6 | W | 20 | 13 |
| CL | 1942 | 4- | W | 9 | 0 |
| CL | 1943 | 1-3 | W | 33 | 6 |
| B | 1944 | 2-6 | L | 13 | 32 |
| CL | 1945 | 2-3 | T | 6 | 6 |
| B | 1946 | 2- | W | 28 | 0 |
| CL | 1947 | 1- | W | 27 | 0 |
| B | 1948 | 2- | W | 41 | 7 |
| B | 1949 | 1- | W | 40 | 0 |
| CL | 1950 | | W | 19 | 10 |
| B | 1951 | 13- | W | 19 | 0 |
| CL | 1952 | 13- | W | 17 | 6 |
| | * 1953 | 1-20 | W | 38 | 7 |
| B | 1954 | 6-15 | W | 6 | 0 |
| | * 1955 | 9-4 | W | 21 | 7 |
| B | 1956 | | L | 7 | 33 |
| | * 1957 | 5-16 | L | 6 | 20 |
| B | 1958 | -15 | W | 40 | 20 |
| | * 1959 | | W | 25 | 22 |
| PK | 1960 | -4 | L | 7 | 14 |
| | * 1961 | | L | 10 | 13 |
| PK | 1962 | | W | 20 | 12 |
| | * 1963 | -4 | L | 14 | 35 |
| PK | 1964 | 2- | W | 40 | 0 |
| | * 1965 | 4- | W | 29 | 3 |
| PK | 1966 | 1- | W | 31 | 7 |
| | * 1967 | 10- | W | 43 | 14 |
| PK | 1968 | 12- | W | 45 | 14 |
| | * 1969 | 10- | W | 47 | 0 |
| PK | 1970 | 3- | W | 56 | 7 |
| | * 1971 | 12- | W | 21 | 0 |
| PV | 1972 | 12- | W | 42 | 23 |
| | * 1973 | 5- | W | 44 | 7 |
| PV | 1974 | 7- | W | 14 | 6 |
| | * 1975 | 15- | W | 31 | 10 |
| CL | 1976 | 11- | W | 27 | 21 |
| | * 1977 | 5- | W | 43 | 10 |
| CL | 1978 | 15-11 | W | 27 | 7 |
| | * 1979 | 13- | W | 14 | 0 |
| GS | 1980 | 3- | W | 33 | 0 |
| | * 1981 | | W | 35 | 0 |
| GS | 1982 | | W | 27 | 10 |
| | * 1983 | 19- | W | 28 | 12 |
| GS | 1984 | | W | 18 | 17 |
| | * 1985 | | W | 41 | 17 |
| B | 1986 | | W | 33 | 14 |
| | * 1987 | 9- | W | 56 | 13 |
| B | 1988 | 2- | W | 22 | 7 |
| | * 1989 | 1- | W | 41 | 0 |

| | | | | | |
|-----|------|-----|---|----|----|
| GS | 1990 | 2- | W | 52 | 31 |
| * | 1991 | 5- | W | 38 | 0 |
| GS | 1992 | 10- | W | 38 | 7 |
| PV | 1993 | 2- | W | 58 | 27 |
| * | 1994 | | W | 58 | 21 |
| * | 1995 | 8- | W | 35 | 17 |
| CP | 1996 | 19- | W | 54 | 27 |
| * | 1997 | | W | 21 | 17 |
| JC | 1998 | 12- | W | 30 | 0 |
| * | 1999 | | W | 28 | 24 |
| CIT | 2000 | 20- | W | 45 | 14 |
| * | 2001 | | W | 34 | 16 |
| RS | 2002 | 9- | W | 30 | 23 |
| * | 2003 | | W | 27 | 24 |
| GS | 2004 | | W | 27 | 9 |
| * | 2005 | 7- | W | 42 | 21 |
| RS | 2006 | 11- | W | 38 | 14 |

Nebraska (7-8-1)

Home: 3-1-0; Away 4-6-1; Neutral 0-1-0

| Site | Year | Rank | W/L | ND | Opp |
|------|------|------|--------|----|-----|
| | 1915 | | L | 19 | 20 |
| | 1916 | | W | 20 | 0 |
| | 1917 | | L | 0 | 7 |
| | 1918 | | T | 0 | 0 |
| | 1919 | | W | 14 | 9 |
| | 1920 | | W | 16 | 7 |
| * | 1921 | | W | 7 | 0 |
| | 1922 | | L | 6 | 14 |
| | 1923 | | L | 7 | 14 |
| * | 1924 | | W | 34 | 6 |
| | 1925 | | L | 0 | 17 |
| * | 1947 | 2- | W | 31 | 0 |
| | 1948 | 2- | W | 44 | 13 |
| OB | 1972 | 12-9 | L | 6 | 40 |
| * | 2000 | 23-1 | L (ot) | 24 | 27 |
| | 2001 | 23-5 | L | 10 | 27 |

North Carolina (16-1-0)

Home: 11-0-0; Away 4-1-0; Neutral 1-0-0

| Site | Year | Rank | W/L | ND | Opp |
|------|------|------|-----|----|-----|
| YS | 1949 | 1- | W | 42 | 6 |
| * | 1950 | 1-20 | W | 14 | 7 |
| | 1951 | | W | 12 | 7 |
| * | 1952 | 16- | W | 34 | 14 |
| | 1953 | 1- | W | 34 | 14 |
| * | 1954 | 5- | W | 42 | 13 |
| | 1955 | 5- | W | 27 | 7 |
| * | 1956 | | W | 21 | 14 |
| * | 1958 | -11 | W | 34 | 24 |
| * | 1959 | | W | 28 | 8 |
| | 1960 | | L | 7 | 12 |
| * | 1962 | | W | 21 | 7 |
| * | 1965 | 4- | W | 17 | 0 |
| * | 1966 | 2- | W | 32 | 0 |
| * | 1971 | 7- | W | 16 | 0 |
| | 1975 | 15- | W | 21 | 14 |
| * | 2006 | 11- | W | 45 | 26 |

North Carolina St. (0-1-0)

Home: 0-0-0; Away 0-0-0; Neutral 0-1-0

| Site | Year | Rank | W/L | ND | Opp |
|------|------|-------|-----|----|-----|
| GB | 2002 | 11-17 | L | 6 | 28 |

North Division H.S. (1-0-0)

Home: 1-0-0; Away 0-0-0; Neutral 0-0-0

| Site | Year | Rank | W/L | ND | Opp |
|------|------|------|-----|----|-----|
| * | 1905 | | W | 44 | 0 |

Northwestern (37-8-2)

Home: 16-4-0; Away 18-4-1; Neutral 3-0-1

| Site | Year | Rank | W/L | ND | Opp |
|------|------|-------|-----|----|-----|
| | 1889 | | W | 9 | 0 |
| * | 1899 | | W | 12 | 0 |
| | 1901 | | L | 0 | 2 |
| SP | 1903 | | T | 0 | 0 |
| | 1920 | | W | 33 | 7 |
| SF | 1924 | | W | 13 | 6 |
| * | 1925 | | W | 13 | 10 |
| | 1926 | | W | 6 | 0 |
| | 1929 | | W | 26 | 6 |
| | 1930 | | W | 14 | 0 |
| SF | 1931 | | T | 0 | 0 |
| * | 1932 | | W | 21 | 0 |
| | 1933 | | W | 7 | 0 |
| | 1934 | | W | 20 | 7 |
| * | 1935 | | L | 7 | 14 |
| * | 1936 | 11-1 | W | 26 | 6 |
| | 1937 | 12- | W | 7 | 0 |
| | 1938 | 1-16 | W | 9 | 7 |
| * | 1939 | 9- | W | 7 | 0 |
| | 1940 | 14-10 | L | 0 | 20 |
| | 1941 | 5-8 | W | 7 | 6 |
| * | 1942 | 8- | W | 27 | 20 |
| | 1943 | 1-8 | W | 25 | 6 |
| * | 1944 | 11- | W | 21 | 0 |
| | 1945 | 7- | W | 34 | 7 |
| * | 1946 | 2- | W | 27 | 0 |
| | 1947 | 1- | W | 26 | 19 |
| * | 1948 | 2-8 | W | 12 | 7 |
| * | 1959 | -2 | L | 24 | 30 |
| | 1960 | | L | 6 | 7 |
| * | 1961 | 8- | L | 10 | 12 |
| | 1962 | -3 | L | 6 | 35 |
| * | 1965 | 8- | W | 38 | 7 |
| | 1966 | 4- | W | 35 | 7 |
| * | 1968 | 5- | W | 27 | 7 |
| * | 1969 | 11- | W | 35 | 10 |
| | 1970 | 6- | W | 35 | 14 |
| * | 1971 | 2- | W | 50 | 7 |
| | 1972 | 13- | W | 37 | 0 |
| * | 1973 | 8- | W | 44 | 0 |
| | 1974 | 1- | W | 49 | 3 |
| * | 1975 | 7- | W | 31 | 7 |
| | 1976 | | W | 48 | 0 |
| SF | 1992 | 3- | W | 42 | 7 |
| * | 1993 | 7- | W | 27 | 12 |
| SF | 1994 | 3- | W | 42 | 15 |
| * | 1995 | 9- | L | 15 | 17 |

Northwestern Law School (1-0-0)

Home: 1-0-0; Away 0-0-0; Neutral 0-0-0

| Site | Year | Rank | W/L | ND | Opp |
|------|------|------|-----|----|-----|
| * | 1895 | | W | 20 | 0 |

Ohio Medical Univ. (4-0-0)

Home: 4-0-0; Away 0-0-0; Neutral 0-0-0

| Site | Year | Rank | W/L | ND | Opp |
|------|------|------|-----|----|-----|
| | 1901 | | W | 6 | 0 |
| | 1902 | | W | 6 | 5 |
| | 1903 | | W | 35 | 0 |
| | 1904 | | W | 17 | 5 |

Ohio Northern (4-0-0)

Home: 4-0-0; Away 0-0-0; Neutral 0-0-0

| Site | Year | Rank | W/L | ND | Opp |
|------|------|------|-----|----|-----|
| * | 1908 | | W | 58 | 4 |

| | | | | | |
|---|------|--|---|----|---|
| * | 1910 | | W | 47 | 0 |
| * | 1911 | | W | 32 | 6 |
| * | 1913 | | W | 87 | 0 |

Ohio State (2-3-0)

Home: 1-1-0; Away 1-1-0; Neutral 0-1-0

| Site | Year | Rank | W/L | ND | Opp |
|------|------|------|-----|----|-----|
| | 1935 | | W | 18 | 13 |
| * | 1936 | | W | 7 | 2 |
| | 1995 | 15-7 | L | 26 | 45 |
| * | 1996 | 5-4 | L | 16 | 29 |
| FB | 2005 | 5-4 | L | 20 | 34 |

Oklahoma (8-1-0)

Home: 4-1-0; Away 4-0-0; Neutral 0-0-0

| Site | Year | Rank | W/L | ND | Opp |
|------|------|------|-----|----|-----|
| * | 1952 | 10-4 | W | 27 | 21 |
| | 1953 | 1-6 | W | 28 | 21 |
| * | 1956 | -2 | L | 0 | 40 |
| | 1957 | -2 | W | 7 | 0 |
| * | 1961 | | W | 19 | 6 |
| | 1962 | | W | 13 | 7 |
| | 1966 | 1-10 | W | 38 | 0 |
| * | 1968 | 3-5 | W | 45 | 21 |
| * | 1999 | -23 | W | 34 | 30 |

Olivet (3-0-0)

Home: 3-0-0; Away 0-0-0; Neutral 0-0-0

| Site | Year | Rank | W/L | ND | Opp |
|------|------|------|-----|----|-----|
| * | 1907 | | W | 22 | 4 |
| * | 1909 | | W | 58 | 0 |
| * | 1910 | | W | 48 | 0 |

Oregon (1-0-1)

Home: 1-0-0; Away 0-0-1; Neutral 0-0-0

| Site | Year | Rank | W/L | ND | Opp |
|------|------|------|-----|----|-----|
| * | 1976 | 14- | W | 41 | 0 |
| | 1982 | 15- | T | 13 | 13 |

Oregon State (0-2-0)

Home: 0-0-0; Away 0-0-0; Neutral 0-2-0

| Site | Year | Rank | W/L | ND | Opp |
|------|------|------|-----|----|-----|
| FB | 2000 | 10-5 | L | 9 | 41 |
| BB | 2004 | | L | 21 | 38 |

Pacific (1-0-0)

Home: 1-0-0; Away 0-0-0; Neutral 0-0-0

| Site | Year | Rank | W/L | ND | Opp |
|------|------|------|-----|----|-----|
| * | 1940 | | W | 25 | 7 |

Penn State (9-8-1)

Home: 5-3-0; Away 2-5-1; Neutral 2-0-0

| Site | Year | Rank | W/L | ND | Opp |
|------|------|-------|-----|----|-----|
| | 1913 | | W | 14 | 7 |
| | 1925 | | T | 0 | 0 |
| * | 1926 | | W | 28 | 0 |
| P | 1928 | | W | 9 | 0 |
| GB | 1976 | 15-20 | W | 20 | 9 |
| | 1981 | -13 | L | 21 | 24 |
| * | 1982 | 13-5 | L | 14 | 24 |
| | 1983 | | L | 30 | 34 |
| * | 1984 | | W | 44 | 7 |
| | 1985 | -1 | L | 6 | 36 |
| * | 1986 | -3 | L | 19 | 24 |
| | 1987 | 7- | L | 20 | 21 |
| * | 1988 | 1- | W | 21 | 3 |
| | 1989 | 1-17 | W | 34 | 23 |
| * | 1990 | 1-18 | L | 21 | 24 |
| | 1991 | 12-8 | L | 13 | 35 |
| * | 1992 | 8-22 | W | 17 | 16 |
| * | 2006 | 4-19 | W | 41 | 17 |

Pennsylvania (5-0-1)

Home: 1-0-0; Away 4-0-1; Neutral 0-0-0

| Site | Year | Rank | W/L | ND | Opp |
|------|------|-------|-----|----|-----|
| | 1930 | | W | 60 | 20 |
| * | 1931 | | W | 49 | 0 |
| | 1952 | 10-12 | T | 7 | 7 |
| | 1953 | 1-15 | W | 28 | 20 |
| | 1954 | 5- | W | 42 | 7 |
| | 1955 | 6- | W | 46 | 14 |

Pittsburgh (44-18-1)

Home: 19-9-0; Away 25-9-1; Neutral 0-0-0

| Site | Year | Rank | W/L | ND | Opp |
|------|------|------|-----|----|-----|
| | 1909 | | W | 6 | 0 |
| | 1911 | | T | 0 | 0 |
| | 1912 | | W | 3 | 0 |
| | 1930 | | W | 35 | 19 |
| * | 1931 | | W | 25 | 12 |
| | 1932 | | L | 0 | 12 |
| * | 1933 | | L | 0 | 14 |
| | 1934 | | L | 0 | 19 |
| * | 1935 | | W | 9 | 6 |
| | 1936 | 7-9 | L | 0 | 26 |
| * | 1937 | 12-3 | L | 6 | 21 |
| | 1943 | | W | 41 | 0 |
| | 1944 | | W | 58 | 0 |
| | 1945 | 3- | W | 39 | 9 |
| * | 1946 | | W | 33 | 0 |
| | 1947 | | W | 40 | 6 |
| | 1948 | | W | 40 | 0 |
| * | 1950 | | W | 18 | 7 |
| | 1951 | | W | 33 | 0 |
| * | 1952 | 8- | L | 19 | 22 |
| * | 1953 | 1-15 | W | 23 | 14 |
| | 1954 | 8- | W | 33 | 0 |
| | 1956 | -20 | L | 13 | 26 |
| * | 1957 | 7- | W | 13 | 7 |
| | 1958 | 14- | L | 26 | 29 |
| | 1959 | | L | 13 | 28 |
| * | 1960 | -14 | L | 13 | 20 |
| | 1961 | | W | 26 | 20 |
| * | 1962 | | W | 43 | 22 |
| * | 1963 | -8 | L | 7 | 27 |
| | 1964 | 1- | W | 17 | 15 |
| | 1965 | 4- | W | 69 | 13 |
| * | 1966 | 1- | W | 40 | 0 |
| | 1967 | 9- | W | 38 | 0 |
| * | 1968 | 12- | W | 56 | 7 |
| | 1969 | 8- | W | 49 | 7 |
| * | 1970 | 2- | W | 46 | 14 |
| | 1971 | 8- | W | 56 | 7 |
| * | 1972 | 7- | W | 42 | 16 |
| | 1973 | 5-20 | W | 31 | 10 |
| * | 1974 | 5-17 | W | 14 | 10 |
| | 1975 | 9- | L | 20 | 34 |
| * | 1976 | 11-9 | L | 10 | 31 |
| | 1977 | 3-7 | W | 19 | 9 |
| * | 1978 | -9 | W | 26 | 17 |
| | 1982 | -1 | W | 31 | 16 |
| * | 1983 | 18- | L | 16 | 21 |
| * | 1986 | | L | 9 | 10 |
| | 1987 | 4- | L | 22 | 30 |
| | 1988 | 5- | W | 30 | 20 |
| * | 1989 | 1-7 | W</ | | |

| | | | | |
|--------|-----|---|----|----|
| * 1993 | 4- | W | 44 | 0 |
| * 1996 | 14- | W | 60 | 6 |
| 1997 | | W | 45 | 21 |
| 1999 | | L | 27 | 37 |
| * 2001 | | W | 24 | 7 |
| * 2002 | 8- | W | 14 | 6 |
| 2003 | -15 | W | 20 | 14 |
| * 2004 | 24- | L | 38 | 41 |
| 2005 | -23 | W | 42 | 21 |

Princeton (2-0-0)

Home: 0-0-0; Away 2-0-0; Neutral 0-0-0

| Site | Year | Rank | W/L | ND | Opp |
|------|------|------|-----|----|-----|
| | 1923 | | W | 25 | 2 |
| | 1924 | | W | 12 | 0 |

Purdue (51-25-2)

Home: 26-11-0; Away 25-13-2; Neutral 0-1-0

| Site | Year | Rank | W/L | ND | Opp |
|------|------|-------|-----|----|-----|
| * | 1896 | | L | 22 | 28 |
| | 1899 | | T | 10 | 10 |
| * | 1901 | | W | 12 | 6 |
| | 1902 | | T | 6 | 6 |
| | 1904 | | L | 0 | 36 |
| | 1905 | | L | 0 | 32 |
| | 1906 | | W | 2 | 0 |
| | 1907 | | W | 17 | 0 |
| | 1918 | | W | 26 | 6 |
| | 1919 | | W | 33 | 13 |
| * | 1920 | | W | 28 | 0 |
| | 1921 | | W | 33 | 0 |
| | 1922 | | W | 20 | 0 |
| * | 1923 | | W | 34 | 7 |
| * | 1933 | | L | 0 | 19 |
| * | 1934 | | W | 18 | 7 |
| * | 1939 | | W | 3 | 0 |
| * | 1946 | 3- | W | 49 | 6 |
| | 1947 | 1- | W | 22 | 7 |
| * | 1948 | | W | 28 | 27 |
| | 1949 | 2- | W | 35 | 12 |
| * | 1950 | 1- | L | 14 | 28 |
| * | 1951 | 15- | W | 30 | 9 |
| | 1952 | -9 | W | 26 | 14 |
| | 1953 | 1- | W | 37 | 7 |
| * | 1954 | 1-19 | L | 14 | 27 |
| | 1955 | 11- | W | 22 | 7 |
| * | 1956 | 18- | L | 14 | 28 |
| | 1957 | | W | 12 | 0 |
| * | 1958 | 11-15 | L | 22 | 29 |
| | 1959 | 8- | L | 7 | 28 |
| * | 1960 | 12- | L | 19 | 51 |
| | 1961 | | W | 22 | 20 |
| * | 1962 | | L | 6 | 24 |
| | 1963 | | L | 6 | 7 |
| * | 1964 | 9- | W | 34 | 15 |
| | 1965 | 1-6 | L | 21 | 25 |
| * | 1966 | 6-8 | W | 26 | 14 |
| | 1967 | 1-10 | L | 21 | 28 |
| * | 1968 | 2-1 | L | 22 | 37 |
| | 1969 | 9-16 | L | 14 | 28 |
| * | 1970 | 6- | W | 48 | 0 |
| | 1971 | 2- | W | 8 | 7 |
| * | 1972 | 10- | W | 35 | 14 |
| | 1973 | 7- | W | 20 | 7 |
| * | 1974 | 2- | L | 20 | 31 |
| | 1975 | 9- | W | 17 | 0 |
| * | 1976 | | W | 23 | 0 |
| | 1977 | 11- | W | 31 | 24 |

| | | | | |
|---------|-------|---|----|----|
| * 1978 | | W | 10 | 6 |
| 1979 | 5-17 | L | 22 | 28 |
| * 1980 | 11-9 | W | 31 | 10 |
| 1981 | 13- | L | 14 | 15 |
| * 1982 | 10- | W | 28 | 14 |
| 1983 | 5- | W | 52 | 6 |
| HD 1984 | 8- | L | 21 | 23 |
| 1985 | | L | 17 | 35 |
| * 1986 | | W | 41 | 9 |
| 1987 | 8- | W | 44 | 20 |
| * 1988 | 8- | W | 52 | 7 |
| 1989 | 1- | W | 40 | 7 |
| * 1990 | 1- | W | 37 | 11 |
| 1991 | 8- | W | 45 | 20 |
| * 1992 | 6- | W | 48 | 0 |
| 1993 | 4- | W | 17 | 0 |
| * 1994 | 8- | W | 39 | 21 |
| 1995 | 25- | W | 35 | 28 |
| * 1996 | 9- | W | 35 | 0 |
| 1997 | 12- | L | 17 | 28 |
| * 1998 | t23- | W | 31 | 30 |
| 1999 | 16-20 | L | 23 | 28 |
| * 2000 | 21-13 | W | 23 | 21 |
| 2001 | | W | 24 | 18 |
| * 2002 | 23- | W | 24 | 17 |
| 2003 | -22 | L | 10 | 23 |
| * 2004 | -15 | L | 16 | 41 |
| 2005 | 13-22 | W | 49 | 28 |
| * 2006 | 12- | W | 35 | 21 |

Rice (4-0-0)

Home: 2-0-0; Away 2-0-0; Neutral 0-0-0

| Site | Year | Rank | W/L | ND | Opp |
|--------|------|------|-----|----|-----|
| | 1915 | | W | 55 | 2 |
| | 1973 | 9- | W | 28 | 0 |
| * 1974 | 6- | W | 10 | 3 | |
| * 1988 | 1- | W | 54 | 11 | |

Rose Poly (3-0-0)

Home: 2-0-0; Away 1-0-0; Neutral 0-0-0

| Site | Year | Rank | W/L | ND | Opp |
|------|------|------|-----|-----|-----|
| * | 1909 | | W | 60 | 11 |
| | 1910 | | W | 41 | 3 |
| * | 1914 | | W | 103 | 0 |

Rush Medical (3-0-1)

Home: 3-0-1; Away 0-0-0; Neutral 0-0-0

| Site | Year | Rank | W/L | ND | Opp |
|--------|------|------|-----|----|-----|
| * | 1894 | | W | 18 | 6 |
| * | 1897 | | T | 0 | 0 |
| * | 1899 | | W | 17 | 0 |
| * 1900 | | W | 5 | 0 | |

Rutgers (4-0-0)

Home: 2-0-0; Away 1-0-0; Neutral 1-0-0

| Site | Year | Rank | W/L | ND | Opp |
|---------|------|------|-----|----|-----|
| PG 1921 | | | W | 48 | 0 |
| * 1996 | 10- | W | 62 | 0 | |
| 2000 | 11- | W | 45 | 17 | |
| * 2002 | 8- | W | 42 | 0 | |

St. Bonaventure (1-0-0)

Home: 1-0-0; Away 0-0-0; Neutral 0-0-0

| Site | Year | Rank | W/L | ND | Opp |
|------|------|------|-----|----|-----|
| * | 1911 | | W | 34 | 0 |

Saint Louis (3-0-0)

Home: 1-0-0; Away 2-0-0; Neutral 0-0-0

| Site | Year | Rank | W/L | ND | Opp |
|--------|------|------|-----|----|-----|
| | 1912 | | W | 47 | 7 |
| * 1922 | | W | 26 | 0 | |
| 1923 | | W | 13 | 0 | |

St. Viator (4-0-0)

Home: 4-0-0; Away 0-0-0; Neutral 0-0-0

| Site | Year | Rank | W/L | ND | Opp |
|--------|------|------|-----|----|-----|
| * | 1897 | | W | 60 | 0 |
| * 1908 | | W | 46 | 0 | |
| * 1911 | | W | 43 | 0 | |
| * 1912 | | W | 116 | 7 | |

St. Vincent's (Chicago) (1-0-0)

Home: 0-0-0; Away 1-0-0; Neutral 0-0-0

| Site | Year | Rank | W/L | ND | Opp |
|------|------|------|-----|----|-----|
| 1907 | | | W | 21 | 12 |

South Bend Athletic Club (1-0-1)

Home: 1-0-1; Away 0-0-0; Neutral 0-0-0

| Site | Year | Rank | W/L | ND | Opp |
|--------|------|------|-----|----|-----|
| * | 1901 | | T | 0 | 0 |
| * 1901 | | W | 22 | 6 | |

South Bend Commercial Athletic Club (1-0-0)

Home: 1-0-0; Away 0-0-0; Neutral 0-0-0

| Site | Year | Rank | W/L | ND | Opp |
|------|------|------|-----|----|-----|
| * | 1896 | | W | 46 | 0 |

South Bend High School (1-0-0)

Home: 1-0-0; Away 0-0-0; Neutral 0-0-0

| Site | Year | Rank | W/L | ND | Opp |
|------|------|------|-----|----|-----|
| * | 1892 | | W | 56 | 0 |

South Bend Howard Park (1-0-0)

Home: 1-0-0; Away 0-0-0; Neutral 0-0-0

| Site | Year | Rank | W/L | ND | Opp |
|------|------|------|-----|----|-----|
| * | 1900 | | W | 64 | 0 |

South Carolina (3-1-0)

Home: 1-1-0; Away 2-0-0; Neutral 0-0-0

| Site | Year | Rank | W/L | ND | Opp |
|--------|------|-------|-----|----|-----|
| | 1976 | 12-19 | W | 13 | 6 |
| * 1979 | 14- | W | 18 | 17 | |
| | 1983 | | W | 30 | 6 |
| * 1984 | -11 | L | 32 | 36 | |

South Dakota (5-0-0)

Home: 3-0-0; Away 0-0-0; Neutral 2-0-0

| Site | Year | Rank | W/L | ND | Opp |
|----------|------|------|-----|----|-----|
| * | 1913 | | W | 20 | 7 |
| SFS 1914 | | | W | 33 | 0 |
| * 1915 | | W | 6 | 0 | |
| SFS 1916 | | W | 21 | 0 | |
| * 1917 | | W | 40 | 0 | |

SMU (10-3-0)

Home: 6-1-0; Away 4-1-0; Neutral 0-1-0

| Site | Year | Rank | W/L | ND | Opp |
|---------|-------|------|-----|----|-----|
| * | 1930 | | W | 20 | 14 |
| * 1939 | | W | 20 | 19 | |
| 1949 | 1- | W | 27 | 20 | |
| * 1951 | 5- | L | 20 | 27 | |
| * 1953 | 2- | W | 40 | 14 | |
| 1954 | 4- | W | 26 | 14 | |
| * 1955 | 11- | W | 17 | 0 | |
| 1956 | 3- | L | 13 | 19 | |
| 1957 | 10- | W | 54 | 21 | |
| 1958 | 7-17 | W | 14 | 6 | |
| AS 1984 | 17-10 | L | 20 | 27 | |
| * 1986 | | W | 61 | 29 | |
| * 1989 | 1- | W | 59 | 6 | |

Stanford (15-6-0)

Home: 9-2-0; Away 5-4-0; Neutral 1-0-0

| Site | Year | Rank | W/L | ND | Opp |
|---------|------|------|-----|----|-----|
| RB 1924 | | | W | 27 | 10 |

| | | | | |
|--------|------|---|----|----|
| * 1942 | | W | 27 | 0 |
| 1963 | | L | 14 | 24 |
| * 1964 | 2- | W | 28 | 6 |
| * 1988 | 5- | W | 42 | 14 |
| 1989 | 1- | W | 27 | 17 |
| * 1990 | 1- | L | 31 | 36 |
| 1991 | 8- | W | 42 | 26 |
| * 1992 | 7-19 | L | 16 | 33 |
| 1993 | 4- | W | 48 | 20 |
| * 1994 | 8- | W | 34 | 15 |
| 1997 | -19 | L | 15 | 33 |
| * 1998 | t23- | W | 35 | 17 |
| 1999 | | L | 37 | 40 |
| * 2000 | 25- | W | 20 | 14 |
| 2001 | -13 | L | 13 | 17 |
| * 2002 | 9- | W | 31 | 7 |
| 2003 | | W | 57 | 7 |
| * 2004 | | W | 23 | 15 |
| 2005 | 6- | W | 38 | 31 |
| * 2006 | 12- | W | 31 | 10 |

Syracuse (3-2-0)

Home: 2-0-0; Away 1-1-0; Neutral 0-1-0

| Site | Year | Rank | W/L | ND | Opp |
|---------|------|------|-----|----|-----|
| | 1914 | | W | 20 | 0 |
| * 1961 | -10 | W | 17 | 15 | |
| YS 1963 | | L | 7 | 14 | |
| 2003 | | L | 12 | 38 | |
| * 2005 | 6- | W | 34 | 10 | |

Tennessee (4-4-0)

Home: 2-2-0; Away 2-2-0; Neutral 0-0-0

| Site | Year | Rank | W/L | ND | Opp |
|--------|------|------|-----|----|-----|
| * 1978 | 14- | W | 31 | 14 | |
| 1979 | 13- | L | 18 | 40 | |
| 1990 | 1-9 | W | 34 | 29 | |
| * 1991 | 5-13 | L | 34 | 35 | |
| 1999 | 24-4 | L | 14 | 38 | |
| * 2001 | -7 | L | 18 | 28 | |
| 2004 | -9 | W | 17 | 13 | |
| * 2005 | 8- | W | 41 | 21 | |

Texas (8-2-0)

Home: 2-1-0; Away 4-0-0; Neutral 2-1-0

| Site | Year | Rank | W/L | ND | Opp |
|---------|-------|------|-----|----|-----|
| | 1913 | | W | 30 | 7 |
| | 1915 | | W | 36 | 7 |
| * 1934 | | L | 6 | 7 | |
| 1952 | 19-5 | W | 14 | 3 | |
| * 1954 | 2-4 | W | 21 | 0 | |
| CB 1969 | 9-1 | L | 17 | 21 | |
| CB 1970 | 6-1 | W | 24 | 11 | |
| CB 1977 | 5-1 | W | 38 | 10 | |
| * 1995 | 21-13 | W | 55 | 27 | |
| 1996 | 9-6 | W | 27 | 24 | |

Texas A&M (3-2-0)

Home: 1-0-0; Away 0-1-0; Neutral 2-1-0

| Site | Year | Rank | W/L | ND | Opp |
|---------|-------|------|-----|----|-----|
| CB 1987 | 12-13 | L | 10 | 35 | |
| CB 1992 | 5-4 | W | 28 | 3 | |
| CB 1993 | | | | | |

Toledo Athletic Assoc. (1-0-0)**Home: 1-0-0; Away 0-0-0; Neutral 0-0-0**

| Site | Year | Rank | W/L | ND | Opp |
|------|------|------|-----|----|-----|
| * | 1904 | | W | 6 | 0 |

Tulane (8-0-0)**Home: 4-0-0; Away 4-0-0; Neutral 0-0-0**

| Site | Year | Rank | W/L | ND | Opp |
|------|------|------|-----|----|-----|
| * | 1944 | | W | 26 | 0 |
| | 1945 | 5- | W | 32 | 6 |
| | 1946 | 2- | W | 41 | 0 |
| * | 1947 | 2- | W | 59 | 6 |
| * | 1949 | 1-4 | W | 46 | 7 |
| | 1950 | 10- | W | 13 | 9 |
| | 1969 | 12- | W | 37 | 0 |
| * | 1971 | 8- | W | 21 | 7 |

UCLA (3-0-0)**Home: 3-0-0; Away 0-0-0; Neutral 0-0-0**

| Site | Year | Rank | W/L | ND | Opp |
|------|------|------|-----|----|-----|
| * | 1963 | | W | 27 | 12 |
| * | 1964 | 4- | W | 24 | 0 |
| * | 2006 | 10- | W | 20 | 17 |

USC (42-31-5)**Home: 23-11-1; Away 17-20-4; Neutral 2-0-0**

| Site | Year | Rank | W/L | ND | Opp |
|------|------|------|-----|----|-----|
| | 1926 | | W | 13 | 12 |
| SF | 1927 | | W | 7 | 6 |
| | 1928 | | L | 14 | 27 |
| SF | 1929 | | W | 13 | 12 |
| | 1930 | | W | 27 | 0 |
| * | 1931 | | L | 14 | 16 |
| | 1932 | | L | 0 | 13 |
| * | 1933 | | L | 0 | 19 |
| | 1934 | | W | 14 | 0 |
| * | 1935 | | W | 20 | 13 |
| | 1936 | 9- | T | 13 | 13 |
| * | 1937 | 9- | W | 13 | 6 |
| | 1938 | 1-8 | L | 0 | 13 |
| * | 1939 | 7-4 | L | 12 | 20 |
| | 1940 | | W | 10 | 6 |
| * | 1941 | 4- | W | 20 | 18 |
| | 1942 | 8-14 | W | 13 | 0 |
| * | 1946 | 2-16 | W | 26 | 6 |
| | 1947 | 1-3 | W | 38 | 7 |
| | 1948 | 2- | T | 14 | 14 |
| * | 1949 | 1-17 | W | 32 | 0 |
| | 1950 | | L | 7 | 9 |
| | 1951 | -20 | W | 19 | 12 |
| * | 1952 | 7-2 | W | 9 | 0 |
| | 1953 | 2-20 | W | 48 | 14 |
| * | 1954 | 4-17 | W | 23 | 17 |
| | 1955 | 5- | L | 20 | 42 |
| | 1956 | -17 | L | 20 | 28 |
| * | 1957 | 12- | W | 40 | 12 |
| | 1958 | 18- | W | 20 | 13 |
| * | 1959 | -7 | W | 16 | 6 |
| | 1960 | | W | 17 | 0 |
| * | 1961 | 8- | W | 30 | 0 |
| | 1962 | -1 | L | 0 | 25 |
| * | 1963 | -7 | W | 17 | 14 |
| | 1964 | 1- | L | 17 | 20 |
| * | 1965 | 7-4 | W | 28 | 7 |
| | 1966 | 1-10 | W | 51 | 0 |
| * | 1967 | 5-1 | L | 7 | 24 |
| | 1968 | 9-2 | T | 21 | 21 |
| * | 1969 | 11-3 | T | 14 | 14 |

| | | | | | |
|---|------|------|--------|----|----|
| | 1970 | 4- | L | 28 | 38 |
| * | 1971 | 6- | L | 14 | 28 |
| | 1972 | 10-1 | L | 23 | 45 |
| * | 1973 | 8-6 | W | 23 | 14 |
| | 1974 | 5-6 | L | 24 | 55 |
| * | 1975 | 14-3 | L | 17 | 24 |
| | 1976 | 13-3 | L | 13 | 17 |
| * | 1977 | 11-5 | W | 49 | 19 |
| | 1978 | 8-3 | L | 25 | 27 |
| * | 1979 | 9-4 | L | 23 | 42 |
| | 1980 | 2-17 | L | 3 | 20 |
| * | 1981 | -5 | L | 7 | 14 |
| | 1982 | -17 | L | 13 | 17 |
| * | 1983 | | W | 27 | 6 |
| | 1984 | -14 | W | 19 | 7 |
| * | 1985 | | W | 37 | 3 |
| | 1986 | -17 | W | 38 | 37 |
| * | 1987 | 10- | W | 26 | 15 |
| | 1988 | 1-2 | W | 27 | 10 |
| * | 1989 | 1-9 | W | 28 | 24 |
| | 1990 | 7-18 | W | 10 | 6 |
| * | 1991 | 5- | W | 24 | 20 |
| | 1992 | 5-19 | W | 31 | 23 |
| * | 1993 | 2- | W | 31 | 13 |
| | 1994 | -17 | T | 17 | 17 |
| * | 1995 | 17-5 | W | 38 | 10 |
| | 1996 | 10- | L (ot) | 20 | 27 |
| * | 1997 | | L | 17 | 20 |
| | 1998 | 9- | L | 0 | 10 |
| * | 1999 | | W | 25 | 24 |
| | 2000 | 11- | W | 38 | 21 |
| * | 2001 | | W | 27 | 16 |
| | 2002 | 7-6 | L | 13 | 44 |
| * | 2003 | -5 | L | 14 | 45 |
| | 2004 | -1 | L | 10 | 41 |
| * | 2005 | 9-1 | L | 31 | 34 |
| | 2006 | 6-3 | L | 24 | 44 |

Valparaiso (1-0-0)**Home: 1-0-0; Away 0-0-0; Neutral 0-0-0**

| Site | Year | Rank | W/L | ND | Opp |
|------|------|------|-----|----|-----|
| * | 1920 | | W | 28 | 3 |

Vanderbilt (2-0-0)**Home: 1-0-0; Away 1-0-0; Neutral 0-0-0**

| Site | Year | Rank | W/L | ND | Opp |
|------|------|------|-----|----|-----|
| * | 1995 | 24- | W | 41 | 0 |
| | 1996 | 6- | W | 14 | 7 |

Virginia (1-0-0)**Home: 0-0-0; Away 0-0-0; Neutral 1-0-0**

| Site | Year | Rank | W/L | ND | Opp |
|------|------|------|-----|----|-----|
| GS | 1989 | 2- | W | 36 | 13 |

Wabash (10-1-0)**Home: 6-1-0; Away 4-0-0; Neutral 0-0-0**

| Site | Year | Rank | W/L | ND | Opp |
|------|------|------|-----|----|-----|
| * | 1894 | | W | 30 | 0 |
| | 1903 | | W | 35 | 0 |
| * | 1904 | | W | 12 | 4 |
| * | 1905 | | L | 0 | 5 |
| | 1908 | | W | 8 | 4 |
| * | 1909 | | W | 38 | 0 |
| | 1911 | | W | 6 | 3 |
| * | 1912 | | W | 41 | 6 |
| * | 1916 | | W | 60 | 0 |
| | 1918 | | W | 67 | 7 |
| * | 1924 | | W | 34 | 0 |

Washington (6-0-0)**Home: 3-0-0; Away 3-0-0; Neutral 0-0-0**

| Site | Year | Rank | W/L | ND | Opp |
|------|------|-------|-----|----|-----|
| * | 1948 | 2- | W | 46 | 0 |
| | 1949 | | W | 27 | 7 |
| | 1995 | 23-15 | W | 23 | 15 |
| * | 1996 | 11-16 | W | 54 | 20 |
| * | 2004 | | W | 38 | 3 |
| | 2005 | 16- | W | 36 | 17 |

Washington State (1-0-0)**Home: 1-0-0; Away 0-0-0; Neutral 0-0-0**

| Site | Year | Rank | W/L | ND | Opp |
|------|------|------|--------|----|-----|
| * | 2003 | 19- | W (ot) | 29 | 26 |

Washington & Jefferson (1-0-0)**Home: 0-0-0; Away 1-0-0; Neutral 0-0-0**

| Site | Year | Rank | W/L | ND | Opp |
|------|------|------|-----|----|-----|
| | 1917 | | W | 3 | 0 |

Washington (St. Louis) (1-0-0)**Home: 1-0-0; Away 0-0-0; Neutral 0-0-0**

| Site | Year | Rank | W/L | ND | Opp |
|------|------|------|-----|----|-----|
| * | 1936 | | W | 14 | 6 |

Western Michigan (2-0-0)**Home: 2-0-0; Away 0-0-0; Neutral 0-0-0**

| Site | Year | Rank | W/L | ND | Opp |
|------|------|------|-----|----|-----|
| * | 1919 | | W | 53 | 0 |
| * | 1920 | | W | 41 | 0 |

Western Reserve (1-0-0)**Home: 0-0-0; Away 1-0-0; Neutral 0-0-0**

| Site | Year | Rank | W/L | ND | Opp |
|------|------|------|-----|----|-----|
| | 1916 | | W | 48 | 0 |

West Virginia (4-0-0)**Home: 2-0-0; Away 1-0-0; Neutral 1-0-0**

| Site | Year | Rank | W/L | ND | Opp |
|------|------|------|-----|----|-----|
| FB | 1988 | 1-3 | W | 34 | 21 |
| * | 1997 | -22 | W | 21 | 14 |
| | 2000 | 20- | W | 42 | 28 |
| * | 2001 | | W | 34 | 24 |

Wisconsin (8-6-2)**Home: 3-1-0; Away 4-3-2; Neutral 1-2-0**

| Site | Year | Rank | W/L | ND | Opp |
|------|------|------|-----|----|-----|
| | 1900 | | L | 0 | 54 |
| M | 1904 | | L | 0 | 58 |
| M | 1905 | | L | 0 | 21 |
| | 1917 | | T | 0 | 0 |
| | 1924 | | W | 38 | 3 |
| | 1928 | | L | 6 | 22 |
| SF | 1929 | | W | 19 | 0 |
| * | 1934 | | W | 19 | 0 |
| | 1935 | | W | 27 | 0 |
| * | 1936 | | W | 27 | 0 |
| | 1942 | | T | 7 | 7 |
| | 1943 | 1- | W | 50 | 0 |
| * | 1944 | 1- | W | 28 | 13 |
| | 1962 | | L | 8 | 17 |
| * | 1963 | -6 | L | 9 | 14 |
| | 1964 | | W | 31 | 7 |

Yale (0-1-0)**Home: 0-0-0; Away 0-1-0; Neutral 0-0-0**

| Site | Year | Rank | W/L | ND | Opp |
|------|------|------|-----|----|-----|
| | 1914 | | L | 0 | 28 |

Key to Neutral Sites

| | |
|-----|---|
| * | — Home Games |
| AS | — Aloha Stadium (Honolulu) |
| B | — Baltimore (referred to as Municipal Stadium prior to 1949, Babe Ruth Stadium for the 1949 and 1951 games and Memorial Stadium from then on) |
| BB | — Insight Bowl, Bank One Ballpark (Phoenix) |
| BM | — Birmingham |
| BS | — Briggs Stadium (Detroit) |
| C | — Comiskey Park (Chicago) |
| CIT | — Citrus Bowl (Orlando) |
| CB | — Cotton Bowl (Dallas) |
| CL | — Cleveland |
| CP | — Croke Park (Dublin, Ireland) |
| EB | — Ebbetts Field (Brooklyn) |
| ERC | — Eddie Robinson Classic (Notre Dame, Ind.) |
| FB | — Fiesta Bowl, Sun Devil Stadium (Tempe) |
| FP | — Fenway Park (Boston) |
| FX | — Schaefer Stadium (Foxboro) |
| GB | — Gator Bowl/Alltel Stadium (Jacksonville) |
| GS | — Giants Stadium (E. Rutherford, N.J.) |
| HD | — Hoosier Dome (Indianapolis) |
| I | — Indianapolis |
| IS | — Independence Bowl, Independence Stadium (Shreveport, La.) |
| J | — Jackson |
| JC | — Jack Kent Cooke Stadium (Rajon, Md.) |
| LB | — Liberty Bowl (Memphis) |
| M | — Milwaukee |
| MB | — Mirage Bowl (Tokyo, Japan) |
| O | — Orlando (Citrus Bowl) |
| OB | — Orange Bowl (Miami) |
| PK | — JFK Stadium (Philadelphia—was named Municipal Stadium prior to the 1964 season) |
| PG | — Polo Grounds (New York) |
| PV | — Veterans Stadium (Philadelphia) |
| RB | — Rose Bowl (Pasadena) |
| RS | — Ravens Stadium (Baltimore) |
| SB | — Sugar Bowl, Tulane Stadium (New Orleans) |
| SD | — Sugar Bowl, Louisiana Superdome (New Orleans) |
| SF | — Soldier Field (Chicago) |
| SFS | — Sioux Falls |
| SP | — South Side Park (Chicago) |
| SS | — Shea Stadium (New York) |
| T | — Toledo |
| YS | — Yankee Stadium (New York) |

RECORDS VS. CONFERENCES

Atlantic Coast

| ND vs. | Won | Lost | Tied |
|----------------------------|-----------|-----------|----------|
| Boston College..... | 9 | 7 | 0 |
| Clemson..... | 1 | 1 | 0 |
| Duke | 2 | 1 | 0 |
| Florida State | 2 | 4 | 0 |
| Georgia Tech | 27 | 5 | 1 |
| Maryland..... | 1 | 0 | 0 |
| Miami (Fla.) | 15 | 7 | 1 |
| North Carolina..... | 16 | 1 | 0 |
| North Carolina State | 0 | 1 | 0 |
| Virginia..... | 1 | 0 | 0 |
| Virginia Tech | 0 | 0 | 0 |
| Wake Forest | 0 | 0 | 0 |
| TOTALS | 74 | 27 | 2 |

Big East

| ND vs. | Won | Lost | Tied |
|---------------------|-----------|-----------|----------|
| Cincinnati | 1 | 0 | 0 |
| Louisville | 0 | 0 | 0 |
| Pittsburgh..... | 44 | 18 | 1 |
| Rutgers | 4 | 0 | 0 |
| South Florida | 0 | 0 | 0 |
| Syracuse..... | 3 | 2 | 0 |
| Temple..... | 0 | 0 | 0 |
| West Virginia | 4 | 0 | 0 |
| TOTALS | 56 | 20 | 1 |

Big Ten

| ND vs. | Won | Lost | Tied |
|----------------------|------------|------------|-----------|
| Illinois | 11 | 0 | 1 |
| Indiana..... | 23 | 5 | 1 |
| Iowa..... | 13 | 8 | 3 |
| Michigan | 14 | 19 | 1 |
| Michigan State | 44 | 25 | 1 |
| Minnesota | 4 | 0 | 1 |
| Northwestern | 37 | 8 | 2 |
| Ohio State | 2 | 3 | 0 |
| Penn State | 9 | 8 | 1 |
| Purdue..... | 51 | 25 | 2 |
| Wisconsin..... | 8 | 6 | 2 |
| TOTALS | 216 | 107 | 15 |

Big 12

| ND vs. | Won | Lost | Tied |
|---------------------|-----------|-----------|----------|
| Baylor..... | 2 | 0 | 0 |
| Colorado | 3 | 2 | 0 |
| Iowa State | 0 | 0 | 0 |
| Kansas | 4 | 1 | 1 |
| Kansas State..... | 0 | 0 | 0 |
| Missouri..... | 2 | 2 | 0 |
| Nebraska | 7 | 8 | 1 |
| Oklahoma | 8 | 1 | 0 |
| Oklahoma State..... | 0 | 0 | 0 |
| Texas | 8 | 2 | 0 |
| Texas A&M | 3 | 2 | 0 |
| Texas Tech | 0 | 0 | 0 |
| TOTALS | 37 | 18 | 2 |

Conference USA

| ND vs. | Won | Lost | Tied |
|----------------------------|-----------|----------|----------|
| Alabama-Birmingham | 0 | 0 | 0 |
| Central Florida | 0 | 0 | 0 |
| East Carolina | 0 | 0 | 0 |
| Houston | 1 | 0 | 0 |
| Marshall..... | 0 | 0 | 0 |
| Memphis | 0 | 0 | 0 |
| Rice | 4 | 0 | 0 |
| SMU | 10 | 3 | 0 |
| Southern Mississippi | 0 | 0 | 0 |
| Tulane | 8 | 0 | 0 |
| Tulsa..... | 0 | 0 | 0 |
| UTEP | 0 | 0 | 0 |
| TOTALS | 23 | 3 | 0 |

Mid-American

| ND vs. | Won | Lost | Tied |
|------------------------|----------|----------|----------|
| Akron..... | 1 | 0 | 0 |
| Ball State | 0 | 0 | 0 |
| Bowling Green | 0 | 0 | 0 |
| Buffalo | 0 | 0 | 0 |
| Central Michigan..... | 0 | 0 | 0 |
| Eastern Michigan | 0 | 0 | 0 |
| Kent State | 0 | 0 | 0 |
| Miami (Ohio)..... | 1 | 0 | 0 |
| Northern Illinois..... | 0 | 0 | 0 |
| Toledo | 0 | 0 | 0 |
| Western Michigan | 2 | 0 | 0 |
| TOTALS | 4 | 0 | 0 |

Mountain West

| ND vs. | Won | Lost | Tied |
|----------------------|-----------|----------|----------|
| Air Force | 22 | 5 | 0 |
| Brigham Young | 4 | 2 | 0 |
| Colorado State..... | 0 | 0 | 0 |
| New Mexico | 0 | 0 | 0 |
| San Diego State..... | 0 | 0 | 0 |
| TCU | 1 | 0 | 0 |
| UNLV | 0 | 0 | 0 |
| Utah..... | 0 | 0 | 0 |
| Wyoming..... | 0 | 0 | 0 |
| TOTALS | 27 | 7 | 0 |

Pacific-10

| ND vs. | Won | Lost | Tied |
|------------------------|-----------|-----------|----------|
| Arizona | 2 | 1 | 0 |
| Arizona State | 2 | 0 | 0 |
| California | 4 | 0 | 0 |
| Oregon | 1 | 0 | 1 |
| Oregon State..... | 0 | 2 | 0 |
| Stanford | 15 | 6 | 0 |
| UCLA | 3 | 0 | 0 |
| USC | 42 | 31 | 5 |
| Washington | 6 | 0 | 0 |
| Washington State | 1 | 0 | 0 |
| TOTALS | 76 | 40 | 6 |

Southeastern

| ND vs. | Won | Lost | Tied |
|------------------------|-----------|-----------|----------|
| Alabama | 5 | 1 | 0 |
| Arkansas..... | 0 | 0 | 0 |
| Auburn | 0 | 0 | 0 |
| Florida | 1 | 0 | 0 |
| Georgia | 0 | 1 | 0 |
| Kentucky | 0 | 0 | 0 |
| LSU | 5 | 5 | 0 |
| Mississippi | 1 | 1 | 0 |
| Mississippi State..... | 0 | 0 | 0 |
| South Carolina..... | 3 | 1 | 0 |
| Tennessee | 4 | 4 | 0 |
| Vanderbilt | 2 | 0 | 0 |
| TOTALS | 21 | 13 | 0 |

Western Athletic

| ND vs. | Won | Lost | Tied |
|-----------------------|----------|----------|----------|
| Boise State | 0 | 0 | 0 |
| Fresno State..... | 0 | 0 | 0 |
| Hawaii | 2 | 0 | 0 |
| Idaho | 0 | 0 | 0 |
| Louisiana Tech | 0 | 0 | 0 |
| Nevada | 0 | 0 | 0 |
| New Mexico State..... | 0 | 0 | 0 |
| San Jose State | 0 | 0 | 0 |
| Utah State | 0 | 0 | 0 |
| TOTALS | 2 | 0 | 0 |

RECORDS VS. OPPONENTS

| Opponent | First Game | Last Game | Scoring | | | | |
|-------------------------------------|-------------|-------------|-----------|----------|----------|------------|------------|
| | | | W | L | T | ND | Opp. |
| Adrian..... | 1912 | 1912 | 1 | 0 | 0 | 74 | 7 |
| Air Force..... | 1964 | 2006 | 22 | 5 | 0 | 860 | 430 |
| Akron..... | 1910 | 1910 | 1 | 0 | 0 | 51 | 0 |
| Alabama..... | 1973 | 1987 | 5 | 1 | 0 | 112 | 86 |
| Albion..... | 1893 | 1898 | 3 | 1 | 1 | 110 | 31 |
| Alma..... | 1913 | 1916 | 4 | 0 | 0 | 196 | 0 |
| American Medical College..... | 1901 | 1905 | 5 | 0 | 0 | 362 | 0 |
| Arizona..... | 1941 | 1982 | 2 | 1 | 0 | 71 | 26 |
| Arizona State..... | 1998 | 1999 | 2 | 0 | 0 | 76 | 26 |
| Army..... | 1913 | 2006 | 37 | 8 | 4 | 869 | 432 |
| Baylor..... | 1925 | 1998 | 2 | 0 | 0 | 68 | 3 |
| Beloit..... | 1896 | 1926 | 5 | 0 | 1 | 144 | 9 |
| Bennett Medical College..... | 1905 | 1905 | 1 | 0 | 0 | 22 | 0 |
| Boston College..... | 1975 | 2004 | 9 | 7 | 0 | 456 | 330 |
| Butler..... | 1911 | 1923 | 3 | 0 | 0 | 92 | 10 |
| BYU..... | 1992 | 2005 | 4 | 2 | 0 | 200 | 114 |
| California..... | 1959 | 1967 | 4 | 0 | 0 | 138 | 27 |
| Carlisle..... | 1914 | 1914 | 1 | 0 | 0 | 48 | 6 |
| Carnegie Tech..... | 1922 | 1941 | 15 | 4 | 0 | 353 | 103 |
| Case Tech..... | 1916 | 1918 | 2 | 0 | 0 | 74 | 6 |
| Chicago..... | 1894 | 1899 | 0 | 4 | 0 | 11 | 83 |
| Chicago Dental..... | 1897 | 1897 | 1 | 0 | 0 | 62 | 0 |
| Chicago Physicians & Surgeons..... | 1895 | 1908 | 7 | 2 | 0 | 265 | 9 |
| Christian Brothers..... | 1913 | 1913 | 1 | 0 | 0 | 20 | 7 |
| Cincinnati..... | 1900 | 1900 | 1 | 0 | 0 | 58 | 0 |
| Clemson..... | 1977 | 1979 | 1 | 1 | 0 | 31 | 33 |
| Coe..... | 1927 | 1927 | 1 | 0 | 0 | 28 | 7 |
| Colorado..... | 1983 | 1994 | 3 | 2 | 0 | 136 | 74 |
| Creighton..... | 1915 | 1915 | 1 | 0 | 0 | 41 | 0 |
| Dartmouth..... | 1944 | 1945 | 2 | 0 | 0 | 98 | 0 |
| DeLaSalle..... | 1893 | 1893 | 1 | 0 | 0 | 28 | 0 |
| DePauw..... | 1897 | 1922 | 8 | 0 | 0 | 286 | 17 |
| Detroit..... | 1927 | 1951 | 2 | 0 | 0 | 60 | 6 |
| Drake..... | 1926 | 1937 | 8 | 0 | 0 | 278 | 20 |
| Duke..... | 1958 | 1966 | 2 | 1 | 0 | 86 | 44 |
| Eglewood (Chicago) High School..... | 1899 | 1900 | 2 | 0 | 0 | 97 | 5 |
| Florida..... | 1991 | 1991 | 1 | 0 | 0 | 39 | 28 |
| Florida State..... | 1981 | 2003 | 2 | 43 | 0 | 120 | 158 |
| Franklin..... | 1906 | 1908 | 3 | 0 | 0 | 113 | 0 |
| Georgia..... | 1980 | 1980 | 0 | 1 | 0 | 10 | 17 |
| Georgia Tech..... | 1922 | 2006 | 27 | 5 | 1 | 807 | 321 |
| Goshen..... | 1900 | 1900 | 1 | 0 | 0 | 55 | 0 |
| Great Lakes..... | 1918 | 1945 | 1 | 2 | 2 | 69 | 85 |
| Harvard (Chicago) Prep..... | 1888 | 1888 | 1 | 0 | 0 | 20 | 0 |
| Haskell..... | 1914 | 1932 | 5 | 0 | 0 | 195 | 14 |
| Hawaii..... | 1991 | 1997 | 2 | 0 | 0 | 71 | 64 |
| Highland Views..... | 1896 | 1896 | 1 | 0 | 0 | 82 | 0 |
| Hillsdale..... | 1892 | 1908 | 4 | 0 | 1 | 102 | 20 |
| Houston..... | 1978 | 1978 | 1 | 0 | 0 | 35 | 34 |
| Illinois..... | 1898 | 1968 | 11 | 0 | 1 | 313 | 62 |
| Illinois Cycling Club..... | 1895 | 1895 | 1 | 0 | 0 | 18 | 2 |
| Indiana..... | 1898 | 1991 | 23 | 5 | 1 | 571 | 166 |
| Indianapolis Artillery..... | 1895 | 1895 | 0 | 1 | 0 | 0 | 18 |
| Iowa..... | 1921 | 1968 | 13 | 8 | 3 | 565 | 364 |
| Iowa Pre-Flight..... | 1942 | 1943 | 2 | 0 | 0 | 42 | 13 |
| Kalamazoo..... | 1893 | 1923 | 7 | 0 | 0 | 318 | 0 |
| Kansas..... | 1904 | 1999 | 4 | 1 | 1 | 157 | 50 |
| Knox..... | 1902 | 1907 | 1 | 1 | 0 | 27 | 16 |
| Lake Forest..... | 1899 | 1903 | 4 | 0 | 0 | 110 | 0 |
| Lombard..... | 1923 | 1925 | 3 | 0 | 0 | 123 | 0 |
| LSU..... | 1970 | 1998 | 5 | 4 | 0 | 166 | 159 |
| Loyola (Chicago)..... | 1911 | 1911 | 1 | 0 | 0 | 80 | 0 |
| Loyola (New Orleans)..... | 1928 | 1928 | 1 | 0 | 0 | 12 | 6 |
| Marquette..... | 1908 | 1921 | 3 | 0 | 3 | 101 | 12 |
| Maryland..... | 2002 | 2002 | 1 | 0 | 0 | 22 | 0 |
| Miami (Florida)..... | 1955 | 1990 | 15 | 7 | 1 | 511 | 410 |
| Miami (Ohio)..... | 1909 | 1909 | 1 | 0 | 0 | 46 | 0 |

Bold indicates 2007 Notre Dame opponent.

| Opponent | First Game | Last Game | Scoring | | | | |
|--|-------------|-------------|------------|------------|-----------|---------------|---------------|
| | | | W | L | T | ND | Opp. |
| Michigan..... | 1887 | 2006 | 14 | 19 | 1 | 544 | 681 |
| Michigan State..... | 1897 | 2006 | 44 | 25 | 1 | 1456 | 1049 |
| Minnesota..... | 1925 | 1938 | 4 | 0 | 1 | 72 | 27 |
| Mississippi..... | 1977 | 1985 | 1 | 1 | 0 | 50 | 34 |
| Missouri..... | 1970 | 1984 | 2 | 2 | 0 | 66 | 54 |
| Missouri Osteopaths..... | 1903 | 1903 | 1 | 0 | 0 | 28 | 0 |
| Morningside..... | 1917 | 1919 | 2 | 0 | 0 | 27 | 6 |
| Morris Harvey..... | 1912 | 1912 | 1 | 0 | 0 | 39 | 0 |
| Mount Union..... | 1919 | 1919 | 1 | 0 | 0 | 60 | 7 |
| Navy..... | 1927 | 2006 | 70 | 9 | 1 | 2178 | 830 |
| Nebraska..... | 1915 | 2001 | 7 | 8 | 1 | 238 | 201 |
| North Carolina..... | 1949 | 2006 | 16 | 1 | 0 | 447 | 173 |
| North Carolina State..... | 2002 | 2002 | 0 | 1 | 0 | 6 | 28 |
| North Division High School..... | 1905 | 1905 | 1 | 0 | 0 | 44 | 0 |
| Northwestern..... | 1889 | 1995 | 37 | 8 | 2 | 1010 | 347 |
| Northwestern Law..... | 1895 | 1895 | 1 | 0 | 0 | 20 | 0 |
| Ohio Medical University..... | 1901 | 1904 | 4 | 0 | 0 | 64 | 10 |
| Ohio Northern..... | 1908 | 1913 | 4 | 0 | 0 | 224 | 10 |
| Ohio State..... | 1935 | 1996 | 2 | 2 | 0 | 67 | 89 |
| Oklahoma..... | 1952 | 1999 | 8 | 1 | 0 | 211 | 146 |
| Olivet..... | 1907 | 1910 | 3 | 0 | 0 | 128 | 4 |
| Oregon..... | 1976 | 1982 | 1 | 0 | 1 | 54 | 13 |
| Oregon State..... | 2000 | 2004 | 0 | 2 | 0 | 30 | 79 |
| Pacific..... | 1940 | 1940 | 1 | 0 | 0 | 25 | 7 |
| Penn State..... | 1913 | 2006 | 9 | 8 | 1 | 372 | 304 |
| Pennsylvania..... | 1930 | 1955 | 5 | 0 | 1 | 232 | 68 |
| Pittsburgh..... | 1909 | 2005 | 44 | 18 | 1 | 1740 | 863 |
| Princeton..... | 1923 | 1924 | 2 | 0 | 0 | 37 | 2 |
| Purdue..... | 1896 | 2006 | 51 | 25 | 2 | 1869 | 1246 |
| Rice..... | 1915 | 1988 | 4 | 0 | 0 | 147 | 16 |
| Rose Poly..... | 1909 | 1914 | 3 | 0 | 0 | 204 | 14 |
| Rush Medical..... | 1894 | 1900 | 3 | 0 | 1 | 40 | 6 |
| Rutgers..... | 1921 | 2002 | 4 | 0 | 0 | 197 | 17 |
| St. Bonaventure..... | 1911 | 1911 | 1 | 0 | 0 | 34 | 0 |
| Saint Louis..... | 1912 | 1923 | 3 | 0 | 0 | 86 | 7 |
| St. Viator..... | 1897 | 1912 | 4 | 0 | 0 | 265 | 7 |
| St. Vincent's (Chicago)..... | 1907 | 1907 | 1 | 0 | 0 | 21 | 12 |
| South Bend Athletic Club..... | 1901 | 1901 | 1 | 0 | 1 | 22 | 6 |
| South Bend Commercial Athletic Club..... | 1896 | 1896 | 1 | 0 | 0 | 46 | 0 |
| South Bend High School..... | 1892 | 1892 | 1 | 0 | 0 | 56 | 0 |
| South Bend Howard Park..... | 1900 | 1900 | 1 | 0 | 0 | 64 | 0 |
| South Carolina..... | 1976 | 1984 | 3 | 1 | 0 | 93 | 65 |
| South Dakota..... | 1913 | 1917 | 5 | 0 | 0 | 120 | 7 |
| SMU..... | 1930 | 1989 | 10 | 3 | 0 | 391 | 216 |
| Stanford..... | 1924 | 2006 | 15 | 6 | 0 | 636 | 392 |
| Syracuse..... | 1914 | 2005 | 3 | 2 | 0 | 90 | 77 |
| Tennessee..... | 1978 | 2005 | 4 | 4 | 0 | 207 | 218 |
| Texas..... | 1913 | 1996 | 8 | 2 | 0 | 268 | 117 |
| Texas A&M..... | 1987 | 2001 | 3 | 2 | 0 | 91 | 93 |
| TCU..... | 1972 | 1972 | 1 | 0 | 0 | 21 | 0 |
| Toledo Athletic Association..... | 1904 | 1904 | 1 | 0 | 0 | 6 | 0 |
| Tulane..... | 1944 | 1971 | 8 | 0 | 0 | 275 | 35 |
| UCLA..... | 1963 | 2006 | 3 | 0 | 0 | 71 | 29 |
| USC..... | 1926 | 2006 | 42 | 31 | 5 | 1569 | 1376 |
| Valparaiso..... | 1920 | 1920 | 1 | 0 | 0 | 28 | 3 |
| Vanderbilt..... | 1995 | 1996 | 2 | 0 | 0 | 55 | 7 |
| Virginia..... | 1989 | 1989 | 1 | 0 | 0 | 36 | 13 |
| Wabash..... | 1894 | 1924 | 10 | 1 | 0 | 331 | 29 |
| Washington..... | 1948 | 2005 | 6 | 0 | 0 | 230 | 68 |
| Washington & Jefferson..... | 1917 | 1917 | 1 | 0 | 0 | 3 | 0 |
| Washington (St. Louis)..... | 1936 | 1936 | 1 | 0 | 0 | 14 | 6 |
| Washington State..... | 2003 | 2003 | 1 | 0 | 0 | 29 | 26 |
| Western Michigan..... | 1919 | 1920 | 2 | 0 | 0 | 94 | 0 |
| Western Reserve..... | 1916 | 1916 | 1 | 0 | 0 | 48 | 0 |
| West Virginia..... | 1988 | 2001 | 4 | 0 | 0 | 131 | 27 |
| Wisconsin..... | 1900 | 1964 | 8 | 6 | 2 | 269 | 216 |
| Yale..... | 1914 | 1914 | 0 | 1 | 0 | 0 | 28 |
| TOTALS..... | | | 821 | 269 | 42 | 28,277 | 13,176 |

INTRO

THE OUTLOOK

THE PLAYERS

THE COACHES

THE RECORDS

HISTORY & RECORDS

THIS IS NOTRE DAME

THE COME

MEDIA

NATIONAL CHAMPIONSHIPS

The national championship team in college football generally is considered to be the top-rated squad in the final rankings issued each year by the poll of sportswriters and broadcasters (Associated Press) and the poll of coaches (United Press International through 1990, *USA Today/CNN* since 1991-1996, *USA Today/ESPN* from 1997-2004, just *USA Today* from 2005-current).

Since the AP began certifying the winner of its national crown in 1936, no other team in the country has won more national championships than Notre Dame. The Irish have won eight titles (1943-46-47-49-66-73-77-88) — tied with USC and Oklahoma is second on the list with seven.

The coaches' poll has voted a national champion since 1950. Notre Dame has won three UPI titles (1966-77-88) during that period. Only USC (six) and Oklahoma (five) each have won more. The UPI poll was taken following the end of the regular season each year until the 1974 season when the coaches first waited until the bowl games were conducted to issue their final rankings.

The Football Writers Association of America has presented the Grantland Rice Award since 1954, with Notre Dame earning the trophy in 1966, '73, '77 and '88. The National Football Foundation and Hall of Fame has presented the MacArthur Bowl to its national champion since 1959. Notre Dame has won it on five occasions — 1964, '66 (tie with Michigan State), '73, '77 and '88.

A variety of other rating systems have been recognized over the years in attempting to determine the top team in college football each season.

Notre Dame generally is considered to have earned 11 consensus national titles (1924-29-30-43-46-47-49-66-73-77-88). But there have been 19 seasons in which Notre Dame has qualified as a national champion from at least one legitimate poll, with all teams receiving national championship mention and their individual selectors noted.

Here are Notre Dame's 11 consensus seasons:

| Year | Team | Record | Coach | Selector |
|------|----------------|--------|-------------------------|--|
| 1924 | Notre Dame | 10-0 | Knute Rockne | Bill, DS, Helms, Boand, FR, Houl, NCF, Poling |
| | Pennsylvania | 9-1-1 | Lou Young | Davis |
| 1929 | Notre Dame | 9-0 | Knute Rockne | Bill, DS, Dunkel, Boand, Helms, FR, NCF, Poling |
| | Pittsburgh | 9-1 | Jock Sutherland | Davis |
| | USC | 10-2 | Howard Jones | Houlgate |
| 1930 | Notre Dame | 10-0 | Knute Rockne | All but FR, tie for Davis |
| | Alabama | 10-0 | Wallace Wade | Davis (tie), FR |
| 1943 | Notre Dame | 9-1 | Frank Leahy | Unanimous |
| 1946 | Notre Dame | 8-0-1 | Frank Leahy | AP, Berry, Bill, Dunkel, LS, Devold, NCF, Helms (tie), Boand (tie), Poling (tie) |
| | Army | 9-0-1 | Red Blaik | Houlgate, FR, Boand (tie), Helms (tie), Poling (tie) |
| | Georgia | 11-0 | Wally Butts | WS |
| 1947 | Notre Dame | 9-0 | Frank Leahy | AP, WS, Helms (tie) |
| | Michigan | 10-0 | Fritz Crisler | Berry, Bill, Dunkel, LS, Houlgate, Helms (tie), Boand, FR, Devold, NCF, Poling |
| 1949 | Notre Dame | 10-0 | Frank Leahy | All but FR, Bill |
| | Oklahoma | 11-0 | Bud Wilkinson | FR, Bill |
| 1966 | Notre Dame | 9-0-1 | Ara Parseghian | AP, UPI, FWAA, Poling (tie), Dunkel, LS, Devold, FN, Matthews, Bill, NCF, Sag., NFFHF (tie), Helms (tie) |
| | Alabama | 11-0 | Paul "Bear" Bryant | Berry |
| | Michigan State | 9-0-1 | Duffy Daugherty | FR, Helms (tie), NFFHF (tie), Poling (tie) |
| 1973 | Notre Dame | 11-0 | Ara Parseghian | AP, FWAA, NFFHF, Helms, FN, NCF (tie) |
| | Alabama | 10-1 | Bear Bryant | UPI, Berry |
| | Oklahoma | 10-0-1 | Barry Switzer | Bill, Dunkel, FR, Devold |
| | Michigan | 10-0-1 | Glenn "Bo" Schembechler | NCF (tie), Poling (tie) |
| | Ohio State | 10-0-1 | Woody Hayes | FACT, NCF (tie), Poling (tie), Sag. |
| 1977 | Notre Dame | 11-1 | Dan Devine | All but Berry, FACT (tie), FR (tie) |
| | Alabama | 11-1 | Paul "Bear" Bryant | FR (tie) |
| | Arkansas | 11-1 | Lou Holtz | FACT (tie) |
| | Texas | 11-1 | Fred Akers | Berry, FACT (tie) |
| 1988 | Notre Dame | 12-0 | Lou Holtz | All but Berry, Sag. |
| | Miami (Fla.) | 11-1 | Dennis Erickson | Berry, Sag. |

Here are the other 10 seasons Notre Dame received some mention:

| | | | | |
|------|---------------|--------|-----------------|--|
| 1919 | Harvard | 9-0-1 | Bob Fisher | Unanimous |
| | Notre Dame | 9-0 | Knute Rockne | Davis (tie), NCF (tie) |
| | Illinois | 6-1 | Bob Zuppke | Davis (tie), FR (tie), Boand |
| | Texas A&M | 10-0 | D.X. Bible | NCF (tie) |
| 1920 | California | 9-0 | Andy Smith | Helms, FR, Houl., NCF |
| | Notre Dame | 9-0 | Knute Rockne | Davis (tie) |
| | Princeton | 6-0-1 | Bill Roper | Davis (tie), Boand (tie) |
| | Harvard | 8-0-1 | Robert Fisher | Boand (tie) |
| 1927 | Illinois | 7-0-1 | Bob Zuppke | DS, Davis, Helms, NCF |
| | Yale | 7-1 | T.A.D. Jones | FR |
| | Notre Dame | 7-1-1 | Knute Rockne | Houl. |
| | Georgia | 9-1 | George Woodruff | Boand, Poling |
| 1938 | Tennessee | 11-0 | Bob Neyland | Bill, Dunkel, LS, Boand, Houl., FR, Poling, Sag. |
| | TCU | 11-0 | Dutch Meyer | AP, WS, Helms, NCF |
| | Notre Dame | 8-1 | Elmer Layden | DS |
| 1953 | Notre Dame | 9-0-1 | Frank Leahy | All but AP, UP, FRI, INS, Berry |
| | Maryland | 10-1 | Jim Tatum | AP, UPI, INS |
| | Oklahoma | 9-1-1 | Bud Wilkinson | FR, Berry |
| 1964 | Alabama | 10-1 | Bear Bryant | AP, UPI, LS, Berry |
| | Arkansas | 11-0 | Frank Broyles | Bill, FWAA, Helms, FR, NCF, Poling |
| | Notre Dame | 9-1 | Ara Parseghian | NFFHF, Devold, FN, Sag. |
| | Michigan | 9-1 | Bump Elliott | Dunkel |
| 1967 | USC | 10-1 | John McKay | All but Dunkel, LS, Poling |
| | Notre Dame | 8-2 | Ara Parseghian | Dunkel |
| | Tennessee | 9-2 | Doug Dickey | LS |
| | Oklahoma | 10-1 | Chuck Fairbanks | Poling |
| 1970 | Nebraska | 11-0-1 | Bob Devaney | AP, Bill, FWAA, Dunkel, Helms, FR, Devold, FN, FACT (tie), NCF |
| | Texas | 10-1 | Darrell Royal | Berry, UPI, LS, NFFHF (tie), FACT (tie) |
| | Ohio State | 9-1 | Woody Hayes | NFFHF (tie) |
| | Notre Dame | 10-1 | Ara Parseghian | FACT (tie), Matthews, Sag. |
| | Arizona State | 11-0 | Frank Kush | Pol |
| 1989 | Miami (Fla.) | 11-1 | Dennis Erickson | All but Bill, Berry, FACT (tie), Sag. |
| | Notre Dame | 12-1 | Lou Holtz | Berry, FACT (tie), Sag. |
| | Florida State | 10-2 | Bobby Bowden | Bill |
| 1993 | Florida State | 12-1 | Bobby Bowden | All but NCF, Matthews |
| | Auburn | 11-0 | Terry Bowden | NCF (tie) |
| | Nebraska | 11-1 | Tom Osborne | NCF (tie) |
| | Notre Dame | 11-1 | Lou Holtz | Matthews, NCF (tie) |

Legend: ALD – Alderson System; AP – Associated Press; Berry – Berryman System; Bill – Billingsley Report; Boand – Boand System; Davis – Parke H. Davis Ratings; DeVold – DeVold System; DS – Dickinson System; Dunkel – Dunkel System; FACT – Foundation for the Analysis of Competitions and Tournaments; FN – *Football News*; FR – College Football Researchers Association; FWAA – Football Writers Association of America; INS – International News Service; Helms – Helms Foundation; Houl – Houlgate System; LS – Litkenhous System; Matthews – Matthews Grid Ratings; NCF – National Championship Foundation; NYT – *New York Times*; NFFHF – National Football Foundation and Hall of Fame; Poling – Poling System; Sag – Sagarin Ratings; SI – *Sports Illustrated*; TSN – *The Sporting News*; USA – *USA Today/ESPN*; UPI – United Press International; WS – Williamson System.

Sources: Robert A. Rosiek, Dearborn Heights, Mich.; The National Championship Foundation Germantown, N.Y.

BOWL SUMMARIES

Notre Dame Bowl Record Won 13, Lost 15

| Season | Bowl | Opponent | W/L | Score |
|--------|------------------------------|--------------------|-----|-------|
| 1924 | Rose (Jan. 1, 1925) | Stanford | W | 27-10 |
| 1969 | Cotton (Jan. 1, 1970) | Texas | L | 17-21 |
| 1970 | Cotton (Jan. 1, 1971) | Texas | W | 24-11 |
| 1972 | Orange (Jan. 1, 1973) | Nebraska | L | 6-40 |
| 1973 | Sugar (Dec. 31, 1973) | Alabama | W | 24-23 |
| 1974 | Orange (Jan. 1, 1975) | Alabama | W | 13-11 |
| 1976 | Gator (Dec. 27, 1976) | Penn State | W | 20-9 |
| 1977 | Cotton (Jan. 2, 1978) | Texas | W | 38-10 |
| 1978 | Cotton (Jan. 1, 1979) | Houston | W | 35-34 |
| 1980 | Sugar (Jan. 1, 1981) | Georgia | L | 10-17 |
| 1983 | Liberty (Dec. 29, 1983) | Boston College | W | 19-18 |
| 1984 | Aloha (Dec. 29, 1984) | SMU | L | 20-27 |
| 1987 | Cotton (Jan. 1, 1988) | Texas A&M | L | 10-35 |
| 1988 | Fiesta (Jan. 2, 1989) | West Virginia | W | 34-21 |
| 1989 | Orange (Jan. 1, 1990) | Colorado | W | 21-6 |
| 1990 | Orange (Jan. 1, 1991) | Colorado | L | 9-10 |
| 1991 | Sugar (Jan. 1, 1992) | Florida | W | 39-28 |
| 1992 | Cotton (Jan. 1, 1993) | Texas A&M | W | 28-3 |
| 1993 | Cotton (Jan. 1, 1994) | Texas A&M | W | 24-21 |
| 1994 | Fiesta (Jan. 2, 1995) | Colorado | L | 24-41 |
| 1995 | Orange (Jan. 1, 1996) | Florida State | L | 26-31 |
| 1997 | Independence (Dec. 28, 1997) | LSU | L | 9-27 |
| 1998 | Gator (Jan. 1, 1999) | Georgia Tech | L | 28-35 |
| 2000 | Fiesta (Jan. 1, 2001) | Oregon State | L | 9-41 |
| 2002 | Gator (Jan. 1, 2003) | North Carolina St. | L | 6-28 |
| 2004 | Insight (Dec. 28, 2004) | Oregon State | L | 21-38 |
| 2005 | Fiesta (Jan. 2, 2006) | Ohio State | L | 20-34 |
| 2006 | Sugar (Jan. 3, 2007) | LSU | L | 14-41 |

1925 Rose Bowl

Notre Dame 27, Stanford 10

January 1, 1925

Notre Dame coach Knute Rockne and the famed Four Horsemen brought a perfect 9-0 record to the West Coast to take on coach Pop Warner and Ernie Nevers-led Stanford. Notre Dame's victory earned the Irish their first-ever national championship and the first of four national crowns to come via bowl wins.

1970 Cotton Bowl

Texas 21, Notre Dame 17

January 1, 1970

Texas came in ranked first in both the Associated Press and United Press International polls with a perfect 10-0 record. Notre Dame stood eighth in the AP poll and ninth according to UPI with its 8-1-1 mark. Texas earned the national championship with its victory, but Notre Dame moved up to fifth in the final AP poll taken after the bowl games.

1971 Cotton Bowl

Notre Dame 24, Texas 11

January 1, 1971

Texas again came in ranked first in both the Associated Press and United Press International polls with a 10-0 mark and 30-game winning streak. Notre Dame stood 9-1 and was fifth in the UPI poll and sixth according to the AP. The Notre Dame victory dropped Texas to third in the final AP poll after the bowl games, while Notre Dame moved up to second behind Nebraska.

1973 Orange Bowl

Nebraska 40, Notre Dame 6

January 1, 1973

Nebraska came in with an 8-2-1 record, ranked ninth according to United Press International. Notre Dame, 8-2, came in ranked 12th in the UPI poll. The Nebraska victory vaulted the Huskers to fourth in the final AP poll after the bowls, while Notre Dame dropped to 14th.

1973 Sugar Bowl

Notre Dame 24, Alabama 23

December 31, 1973

Alabama came in ranked first in both the Associated Press and United Press International polls with an 11-0 record. Notre Dame came in ranked third according to AP and fourth in the UPI poll with a 10-0 record. The Notre Dame victory left the Irish first in the AP poll after the bowls, while Alabama dropped to fourth.

1975 Orange Bowl

Notre Dame 13, Alabama 11

January 1, 1975

Alabama came in ranked first in the United Press International poll and second in the Associated Press poll with its 11-0 record. Notre Dame came in standing eighth in the UPI poll and ninth according to AP with its 9-2 record. The Notre Dame victory left Notre Dame sixth and Alabama fifth in the AP poll after the bowls. UPI also took its final tabulation after the bowl games for the first time and rated Alabama second and Notre Dame fourth.

1976 Gator Bowl

Notre Dame 20, Penn State 9

December 27, 1976

Penn State came in tied for 20th in the polls with a 7-4 record. Notre Dame came in 13th in the United Press International poll and 15th in the Associated Press poll with an 8-3 record. The Notre Dame victory left the Irish 12th in both the final AP and UPI polls after the bowl games.

1978 Cotton Bowl

Notre Dame 38, Texas 10

January 2, 1978

Texas came in ranked first in both the Associated Press and United Press International polls with its perfect 11-0 record. Notre Dame came in ranked fifth by both AP and UPI with a 10-1 record. The Notre Dame victory elevated the Irish to first in both the AP and UPI polls taken after the bowls, while Texas dropped to fourth in AP and fifth in UPI.

1979 Cotton Bowl

Notre Dame 35, Houston 34

January 1, 1979

Houston came in ranked ninth according to the Associated Press and 11th according to United Press International with a 9-2 record. Notre Dame came in ranked ninth according to UPI and 10th according to AP with an 8-3 record. The Notre Dame victory left the Irish sixth in UPI and seventh in AP, while Houston dropped to 10th in AP and remained 11th in UPI.

1981 Sugar Bowl

Georgia 17, Notre Dame 10

January 1, 1981

Georgia came in ranked first in both the Associated Press and United Press International polls with a perfect 11-0 record. Notre Dame came in seventh in AP and eighth in UPI with a 9-1-1 record. The Georgia victory kept the Bulldogs first in both polls, while Notre Dame dropped to ninth in AP and 10th in UPI.

1983 Liberty Bowl

Notre Dame 19, Boston College 18

December 29, 1983

Boston College came in ranked 12th according to United Press International and 13th according to the Associated Press with a 9-2 record. Notre Dame came in unranked with a 6-5 record. The Notre Dame victory dropped the Eagles to 19th in AP and 20th in UPI, while Notre Dame remained unranked. The Irish, however, did finish 18th in the final New York Times computer rankings.

1984 Aloha Bowl

SMU 27, Notre Dame 20

December 29, 1984

SMU came in ranked 10th according to both the Associated Press and United Press International with a 9-2 record. Notre Dame came in ranked 17th by AP and 18th by UPI with a 7-4 record. The SMU victory boosted the Mustangs to eighth in both final wire service polls, while Notre Dame dropped out of both polls.

1988 Cotton Bowl

Texas A&M 35, Notre Dame 10

January 1, 1988

Texas A&M came in ranked 13th according to both the Associated Press and United Press International with a 9-2 record. Notre Dame came in ranked 12th by AP and 14th by UPI with an 8-3 record. The Texas A&M victory boosted the Aggies to ninth in the final UPI polls and 10th according to AP. Notre Dame fell to 17th in the final AP poll and dropped out of the UPI rankings completely.

1989 Fiesta Bowl

Notre Dame 34, West Virginia 21

January 2, 1989

West Virginia came in ranked third according to both the Associated Press and United Press International with an 11-0 record. Notre Dame came in ranked first by both AP and UPI with an 11-0 record. The Notre Dame victory left the Irish atop both polls in the final rankings. West Virginia dropped to fifth in both final polls.

1990 Orange Bowl

Notre Dame 21, Colorado 6

January 1, 1990

Colorado came in ranked first in both the Associated Press and United Press International polls with its perfect 11-0 record. Notre Dame came in ranked fourth in both polls with an 11-1 record. The Notre Dame victory boosted the Irish to second in the final AP poll and third according to UPI. Colorado dropped to fourth in both polls.

1991 Orange Bowl

Colorado 10, Notre Dame 9

January 1, 1991

Colorado came in ranked first in both the Associated Press and United Press International polls with its 10-1-1 record. Notre Dame came in ranked fifth by AP and sixth by UPI with a 9-2 record. The Colorado victory left the Buffs first according to AP and second by UPI. Notre Dame finished sixth in both polls.

1992 Sugar Bowl

Notre Dame 39, Florida 28

January 1, 1992

Florida came in ranked third according to the Associated Press and fourth according to USA Today/CNN with a 10-1 record. Notre Dame came in ranked 18th in both polls with a 9-3 record. The Notre Dame victory left the Gators seventh according to AP and eighth by USA Today/CNN. The Irish finished 12th according to USA Today/CNN and 13th by AP.

1993 Cotton Bowl

Notre Dame 28, Texas A&M 3

January 1, 1993

Texas A&M came in ranked third by USA Today/CNN and fourth by the Associated Press with a 12-0 record. Notre Dame came in ranked fifth in both polls with a 9-1-1 mark. The Irish victory put them fourth in the final polls and placed the Aggies sixth according to USA Today/CNN and seventh by AP.

1994 Cotton Bowl

Notre Dame 24, Texas A&M 21

January 1, 1994

Texas A&M came in ranked sixth by USA Today/CNN and seventh by the Associated Press with a 10-1 record. Notre Dame came in ranked fourth by both Associated Press and USA Today/CNN with a 10-1 mark. The Notre Dame victory pushed the Irish to second in both polls. The Aggies dropped to eighth in both polls.

1995 Fiesta Bowl

Colorado 41, Notre Dame 24

January 2, 1995

Colorado came in ranked fourth by the Associated Press and fifth by USA Today/CNN with a 10-1 record. Notre Dame came in unranked with a 6-4-1 record. The Colorado victory left the Buffs third in both polls, while Notre Dame remained unranked.

1996 Orange Bowl

Florida State 31, Notre Dame 26

January 1, 1996

Florida State came in ranked eighth by both the Associated Press and USA Today/CNN with a 9-2 record. Notre Dame came in with a 9-2 mark and was ranked sixth by AP and ninth in USA Today/CNN. The victory by Florida State put the Seminoles fourth in the final AP poll and fifth in USA Today/CNN. Notre Dame finished 11th in AP and 13th in the USA Today/CNN.

1997 Independence Bowl

LSU 27, Notre Dame 9

December 28, 1997

LSU came in ranked 15th by both the Associated Press and USA Today/ESPN with an 8-3 record. Notre Dame came into the contest with a 7-5 mark and was unranked. The victory by LSU gave the Tigers a final ranking of 13th in both the AP and USA Today/ESPN poll.

1999 Gator Bowl

Georgia Tech 35, Notre Dame 28

January 1, 1999

Georgia Tech came in ranked 12th by the Associated Press and 14th by USA Today/ESPN with a 9-2 record. Notre Dame came into the contest with a 9-2 mark and was ranked 17th by the Associated Press and 14th by USA Today/ESPN. The victory by Georgia Tech gave the Yellow Jackets a final ranking of ninth in the AP and 11th in the USA Today/ESPN. Notre Dame was ranked 22nd in both final polls.

2001 Tostitos Fiesta Bowl

Oregon State 41, Notre Dame 9

January 1, 2001

Oregon State came in ranked fifth by the Associated Press and sixth by USA Today/ESPN with a 10-1 record. Notre Dame came into the contest with a 9-2 mark and was ranked 10th by both the Associated Press and USA Today/ESPN. The victory by Oregon State gave the Beavers a final ranking of fourth in the AP and fifth in the USA Today/ESPN poll. Notre Dame was ranked 15th in the AP poll and 16th in the final USA Today/ESPN poll.

2003 Gator Bowl

North Carolina State 28, Notre Dame 6

January 1, 2003

North Carolina State came in ranked 17th by both the Associated Press and USA Today/ESPN with a 10-3 record. Notre Dame came into the contest with a 10-2 mark and was ranked 11th by the Associated Press and 12th by USA Today/ESPN. The victory by North Carolina State boosted the Wolfpack to a final ranking of 12th in the AP and 11th in the USA Today/ESPN poll. Notre Dame was ranked 17th in both the AP poll and final USA Today/ESPN poll.

2004 Insight Bowl

Oregon State 38, Notre Dame 21

December 28, 2004

Both teams entered the contest unranked by both national polls. The Irish were under the direction of interim head coach Kent Baer after the dismissal of Tyrone Willingham. Neither team appeared in the national rankings after the game.

2006 Fiesta Bowl

Ohio State 34, Notre Dame 20

January 2, 2006

Notre Dame entered the game ranked fifth in the Associated Press and Harris polls, sixth in the USA Today and BCS standings. Ohio State entered the game ranked fourth in the AP, Harris, USA Today and BCS standings. Ohio State's victory ended up ranking the Buckeyes fourth in both the AP and USA Today top 25. The Irish fell to ninth in the final AP voting and 11th in the USA Today listing.

2007 Sugar Bowl

LSU 41, Notre Dame 14

January 3, 2007

Notre Dame entered the game ranked 10th in the Harris Poll and BCS Standings, as well as 11th in the Associated Press and USA Today polls. LSU entered the game ranked fourth in the AP, Harris, USA Today and BCS standings. The Tigers' victory ended up ranking LSU third in both the AP and USA Today top 25. The Irish fell to 17th in the final AP voting and 19th in the USA Today listing.

BOWL RECORDS

Individual Records

Rushing

Rushing Attempts: 28, Allen Pinkett (111 yards) vs. Boston College, '83 Liberty
Rushing Yards: 150, Jerome Bettis (16 attempts) vs. Florida, '92 Sugar
Rushing Yards Per Attempt (min. 10 attempts): 9.4, Jerome Bettis (16 for 150) vs. Florida, '92 Sugar
Rushing Touchdowns: 3, Jerome Bettis vs. Florida, '92 Sugar; Autry Denson vs. Georgia Tech, '99 Gator; Darius Walker vs. Ohio State, '06 Fiesta
Longest Rush: 49, Jerome Bettis vs. Florida, '92 Sugar

Passing

Pass Attempts: 45, Brady Quinn (completed 29) vs. Ohio State, '06 Fiesta
Pass Completions: 29, Brady Quinn (attempted 45) vs. Ohio State, '06 Fiesta
Completion Percentage (min. 10 attempts): .737, Rick Mirer (14 of 19) vs. Florida, '92 Sugar
Passing Yards: 286, Brady Quinn (29 of 45) vs. Ohio State, '06 Fiesta
Most Yards Per Attempt: 19.4, Tony Rice vs. West Virginia (11 for 213), '89 Fiesta Bowl
Most Yards Per Completion: 30.4, Tony Rice vs. West Virginia (7 for 213), '89 Fiesta Bowl
Passes Had Intercepted: 4, Joe Montana vs. Houston, '79 Cotton
Touchdown Passes: 3, Ron Powlus vs. Colorado, '95 Fiesta; Thomas Krug vs. Florida State, '96 Orange

Receiving

Pass Receptions: 10, Amaz Battle (84 yards) vs. North Carolina State, '03 Gator
Pass Reception Yards: 126, Maurice Stovall vs. Ohio State, '06 Fiesta
Touchdown Receptions: 2, Derrick Mayes vs. Colorado, '95 Fiesta; Derrick Mayes vs. Florida State, '96 Orange
Longest Pass: 60, Joe Theismann to Jim Yoder vs. Texas, '71 Cotton

Total Offense

Total Offense Attempts: 55, Brady Quinn (254 yards) vs. Ohio State, '06 Fiesta
Total Offense Yards: 288, Tony Rice (24 attempts) vs. West Virginia, '89 Fiesta

Scoring

Points: 18, Elmer Layden (3 TDs) vs. Stanford, '25 Rose; Vagas Ferguson (3 TDs) vs. Texas, '77 Cotton; Jerome Bettis (3TDs) vs. Florida, '92 Sugar; Bettis (3 TDs) vs. Texas A&M, '93 Cotton; Autry Denson (3 TDs) vs. Georgia Tech, '99 Gator; Darius Walker (3TDs) vs. Ohio State, '06 Fiesta Bowl
Touchdowns: 3, Elmer Layden vs. Stanford, '25 Rose; Vagas Ferguson vs. Texas, '77 Cotton; Jerome Bettis vs. Florida, '92 Sugar; Bettis vs. Texas A&M, '93 Cotton; Autry Denson vs. Georgia Tech, '99 Gator; Darius Walker, '06 Fiesta
Kicking Points: 9, Scott Cengia vs. LSU (3 FGs), '97 Independence
Extra Points: 5, Dave Reeve vs. Texas, '78 Cotton
Field Goals: 3, Scott Cengia vs. LSU, '97 Independence
Longest Field Goal: 51, John Carney vs. SMU, '84 Aloha

Defense

Most Unassisted Tackles: 18, Rod Smith vs. Florida, '92 Sugar
Most Assisted Tackles: 9, Jay Case vs. Houston, '79 Cotton
Most Total Tackles: 18, Rod Smith vs. Florida, '92 Sugar

Interceptions

Interceptions: 2, Elmer Layden (148 yards) vs. Stanford, '25 Rose
Interception Yards: 148, Elmer Layden (2 returns) vs. Stanford, '25 Rose
Longest Interception: 78, Elmer Layden vs. Stanford, '25 Rose

Punt Returns

Punt Returns: 4, Dave Waymer (15 yards) vs. Houston, '79 Cotton; Joe Howard (42 yards) vs. SMU, '84 Aloha; Raghib Ismail (68 yards) vs. Colorado, '91 Orange
Punt Return Yards: 68, Raghib Ismail (4 returns) vs. Colorado, '91 Orange
Longest Punt Return: 33, Steve Cichy (1 return) vs. Houston, '79 Cotton

Kickoff Returns

Kickoff Returns: 6, Tim Brown (129 yards) vs. Texas A&M, '88 Cotton
Kickoff Return Yards: 144, Clint Johnson (5 returns) vs. Florida, '92 Sugar
Longest Kickoff Return: 93, Al Hunter vs. Alabama, '73 Sugar

Punting

Punts: 8, Jim Yoder (366 yards) vs. Texas, '71 Cotton
Punting Average: 48.5, Elmer Layden vs. Stanford, '25 Rose
Longest Punt: 80, Elmer Layden vs. Stanford, '25 Rose

Career Records

Rushing

Rushing Attempts: 57, Autry Denson (298 yards) in '96 Orange, '97 Independence, '99 Gator
Rushing Yards: 298, Autry Denson (57 attempts) in '96 Orange, '97 Independence, '99 Gator
Rushing Yards Per Attempt (min. 20 attempts): 5.7, Darius Walker (38 for 218) in '06 Fiesta, '07 Sugar
Rushing Touchdowns: 5, Jerome Bettis in '91 Orange, '92 Sugar, '93 Cotton

Passing

Pass Attempts: 109, Brady Quinn (completed 59) in '04 Insight, '06 Fiesta, '07 Sugar
Pass Completions: 59, Brady Quinn (attempted 109) in '04 Insight, '06 Fiesta, '07 Sugar
Completion Percentage (min. 20 attempts): .605, Joe Theismann (26 of 43) in '70 Cotton, '71 Cotton
Passing Yards: 648, Brady Quinn (59 of 109) in '04 Insight, '06 Fiesta, '07 Sugar
Passes Had Intercepted: 5, Joe Montana in '78 Cotton, '79 Cotton
Touchdown Passes: 4, Rick Mirer in '91 Orange, '92 Sugar, '93 Cotton

Receiving

Pass Receptions: 19, Jeff Samardzija (207 yards) in '04 Insight, '06 Fiesta, '07 Sugar
Pass Reception Yards: 207, Jeff Samardzija (19 receptions) in '04 Insight, '06 Fiesta, '07 Sugar
Touchdown Receptions: 4, Derrick Mayes in '93 Cotton, '94 Cotton, '95 Fiesta, '96 Orange

Total Offense

Total Offense Attempts: 126, Brady Quinn (632 yards) in '04 Insight, '06 Fiesta, '07 Sugar
Total Offense Yards: 632, Brady Quinn (126 attempts) in '04 Insight, '06 Fiesta, '07 Sugar

Scoring

Points: 36, Jerome Bettis (6 TDs) in '92 Sugar, '93 Cotton
Touchdowns: 6, Jerome Bettis in '91 Orange, '92 Sugar, '93 Cotton
Kicking Points: 20, Scott Cengia (5 FGs, 5 PATs) in '95 Fiesta, '96 Orange, '97 Independence
Extra Points: 11, Dave Reeve in '75 Orange, '76 Gator, '78 Cotton
Field Goals: 5, Scott Cengia in '95 Fiesta, '96 Orange, '97 Independence



Jerome Bettis (6) holds the Notre Dame record for rushing yards in a bowl game with 150 set against Florida in the 1992 Sugar Bowl. (photo by Lighthouse Imaging)

INTRO
 '07 OUTLOOK
 '07 IN REVIEW
 '07 COACHES
 '06 REVIEW
 HISTORY & RECORDS
 THIS IS NOTRE DAME
 WEB COMP
 MEDIA



Quarterback Joe Theismann (7) holds the Notre Dame career bowl game record with a .605 completion percentage. Theismann played in both the '70 and '71 Cotton Bowl.

Returns

Interceptions: 2, Elmer Layden (148 yards) in '25 Rose; Reggie Barnett (10 yards) in '73 Orange, '73 Sugar, '75 Orange; Pat Terrell (0 yards) in '88 Cotton, '89 Fiesta, '90 Orange
Interception Yards: 148, Elmer Layden (2 returns) in '25 Rose
Punt Returns: 4, Dave Waymer (15 yards) in '76 Gator, '78 Cotton, '79 Cotton; Joe Howard (42 yards) in '83 Liberty, '84 Aloha; Raghil Ismail (68 yards) in '91 Orange
Punt Return Yards: 68, Raghil Ismail (4 returns) in '91 Orange
Kickoff Returns: 8, Tim Brown (217 yards) in '84 Aloha, '88 Cotton; Clint Johnson (203 yards) in '92 Sugar, '94 Cotton
Kickoff Return Yards: 217, Tim Brown (8 returns) in '84 Aloha, '88 Cotton

Punting

Punts: 15, Hunter Smith (620 yards) in '96 Orange, '97 Independence, '99 Gator
Punting Average: 48.5, Elmer Layden in '25 Rose

Opponent Individual

Rushing

Rushing Attempts: 36, Herschel Walker (150 yards), Georgia, '81 Sugar
Rushing Yards: 222, Rondell Mealey (34 attempts), LSU, '97 Independence
Rushing Yards Per Attempt (min. 10 attempts): 7.8, Eddie Phillips (23 for 164), Texas, '71 Cotton
Rushing Touchdowns: 3, Johnny Rodgers, Nebraska, '73 Orange; Rashaan Salaam, Colorado, '95 Fiesta
Longest Rush: 78, Rondell Mealey, LSU, '97 Independence

Passing

Pass Attempts: 58, Shane Matthews (completed 28), Florida, '92 Sugar
Pass Completions: 28, Shane Matthews (attempted 58), Florida, '92 Sugar and Derek Anderson (attempted 45), Oregon State, '04 Insight
Completion Percentage (min. 10 attempts): .684, David Humm (13 of 19), Nebraska, '73 Orange
Passing Yards: 370, Shane Matthews (28 of 58), Florida, '92 Sugar
Passes Had Intercepted: 3, Randy McEachern, Texas, '78 Cotton
Touchdown Passes: 4, Danny Kanell, Florida State, '96 Orange and Derek Anderson, Oregon State, '04 Insight

Receiving

Pass Reception: 10, Jericho Cotchery (127 yards), North Carolina State, '03 Gator
Pass Reception Yards: 167, Ted Ginn Jr. (8 receptions), Ohio State, '06 Fiesta
Touchdown Receptions: 3, Andre Cooper, Florida State, '96 Orange
Longest Pass: 85, Troy Smith to Santonio Holmes, Ohio State, '06 Fiesta

Total Offense

Total Offense Attempts: 65, Shane Matthews (397 yards), Florida, '92 Sugar
Total Offense Yards: 397, Shane Matthews (65 attempts), Florida, '92 Sugar

Scoring

Points: 24, Johnny Rodgers (4 TDs), Nebraska, '73 Orange
Touchdowns: 4, Johnny Rodgers, Nebraska, '73 Orange
Kicking Points: 16, Arden Czyzewski (5 FGs, 1 PAT), Florida, '92 Sugar
Extra Points: 5, Neil Voskeritchian, Colorado, '95 Fiesta
Field Goals: 5, Arden Czyzewski, Florida, '92 Sugar
Longest Field Goal: 47, Brandy Brownlee, SMU, '84 Aloha

Interceptions

Interceptions: 3, Rod Johnson (36 yards), North Carolina State, '03 Gator
Interception Yards: 37, Aric Williams (one interception), Oregon State, '04 Insight
Longest Interception: 37, Aric Williams (one interception), Oregon State, '04 Insight

Punt Returns

Punt Returns: 5, Willie Shelby (34 yards), Alabama, '75 Orange
Punt Return Yards: 61, T.J. Hoshmandzadeh, Oregon State, '01 Fiesta
Longest Punt Return: 52, Sammie Stroughter, Oregon State, '04 Insight

Kickoff Returns

Kickoff Returns: 6, Eugene Napoleon, West Virginia, '89 Fiesta
Kickoff Return Yards: 107, Eugene Napoleon, West Virginia, '89 Fiesta
Longest Kickoff Return: 35, Cobby Morrison, SMU, '84 Aloha; Dave McCloughan, Colorado, '91 Orange

Punting

Punts: 11, Mark Malkiewicz (424 yards), Georgia, '81 Sugar
Punting Average: 46.3, Greg Gantt (6 for 278), Alabama, '73 Sugar
Longest Punt: 69, Greg Gantt, Alabama, '73 Sugar

Team

First Downs: 28 vs. Texas A & M, '93 Cotton
Rushing Attempts: 66 vs. Alabama (185 yards), '75 Orange
Rushing Yards: 290 vs. Texas A & M (64 attempts), '93 Sugar
Pass Attempts: 45 vs. Ohio State (29 completions), '06 Fiesta Bowl
Pass Completions: 29 vs. Ohio State (45 attempts), '06 Fiesta Bowl
Completion Percentage (min. 10 attempts): .737 vs. Florida (14 of 19), '92 Sugar
Passing Yards: 286 vs. Ohio State (29 of 45), '06 Fiesta Bowl
Passes Had Intercepted: 4 vs. Houston, '79 Cotton
Touchdown Passes: 3 vs. Colorado, '95 Fiesta; Florida State, '96 Orange.
Total Offense Attempts: 85 vs. Texas (399 yards), '78 Cotton
Total Offense Yards: 455 vs. West Virginia (70 attempts), '89 Fiesta
Fumbles Lost: 3 vs. Alabama, '73 Sugar; vs. Houston, '79 Cotton
Total Turnovers: 7 vs. Houston (4 interceptions, 3 fumbles), '79 Cotton

Opponent Team

First Downs: 31 by LSU, '07 Sugar
Rushing Attempts: 67 by Texas (331 yards), '70 Cotton
Rushing Yards: 331 by Texas (67 yards), '70 Cotton
Pass Attempts: 58 by Florida (completed 28), '92 Sugar
Pass Completions: 28 by Florida (attempted 58), '92 Sugar and by Oregon State (attempted 45), '04 Insight
Completion Percentage (min. 10 attempts): .706 by Stanford (12 of 17), '25 Rose
Passing Yards: 370 by Florida (28 of 58), '92 Sugar
Passes Had Intercepted: 5 by Stanford, '25 Rose
Touchdown Passes: 4 by Florida State, '96 Orange and by Oregon State, '04 Insight
Total Offense Attempts: 91 by Florida (511 yards), '92 Sugar
Total Offense Yards: 617 by Ohio State (64 plays), '06 Fiesta
Fumbles Lost: 5 by Texas, '71 Cotton
Total Turnovers: 8 by Stanford (5 interceptions, 3 fumbles), '25 Rose

HEISMAN TROPHY

Heisman Trophy Winners

Below are all 72 Heisman winners, plus Notre Dame players who placed in the voting:

| | | |
|-------------|------------------------------------|---|
| 1935 | Jay Berwanger, Chicago | Bill Shakespeare (3rd) |
| 1936 | Larry Kelley, Yale | None |
| 1937 | Clint Frank, Yale | None |
| 1938 | Davey O'Brien, TCU | Whitey Beinor (9th) |
| 1939 | Nile Kinnick, Iowa | None |
| 1940 | Tom Harmon, Michigan | None |
| 1941 | Bruce Smith, Minnesota | Angelo Bertelli (2nd) |
| 1942 | Frank Sinkwich, Georgia | Angelo Bertelli (6th) |
| 1943 | Angelo Bertelli, Notre Dame | Creighton Miller (4th), Jim White (9th) |
| 1944 | Les Horvath, Ohio State | Bob Kelly (6th) |
| 1945 | Doc Blanchard, Army | Frank Dancewicz (6th) |
| 1946 | Glenn Davis, Army | John Lujack (3rd) |
| 1947 | John Lujack, Notre Dame | None |
| 1948 | Doak Walker, SMU | None |
| 1949 | Leon Hart, Notre Dame | Bob Williams (5th), Emil Sitko (8th) |
| 1950 | Vic Janowicz, Ohio State | Bob Williams (6th) |
| 1951 | Dick Kazmaier, Princeton | None |
| 1952 | Billy Vessels, Oklahoma | John Lattner (5th) |
| 1953 | John Lattner, Notre Dame | None |
| 1954 | Alan Ameche, Wisconsin | Ralph Guglielmi (4th) |
| 1955 | Hopalong Cassidy, Ohio State | Paul Hornung (5th) |
| 1956 | Paul Hornung, Notre Dame | None |
| 1957 | John David Crow, Texas A&M | None |
| 1958 | Pete Dawkins, Army | Nick Pietrosante (10th) |
| 1959 | Bill Cannon, LSU | Monty Stickles (9th) |
| 1960 | Joe Bellino, Navy | None |
| 1961 | Ernie Davis, Syracuse | None |
| 1962 | Terry Baker, Oregon State | None |
| 1963 | Roger Staubach, Navy | None |
| 1964 | John Huarte, Notre Dame | Jack Snow (5th) |
| 1965 | Mike Garrett, USC | Bill Wolski (11th) |
| 1966 | Steve Spurrier, Florida | Nick Eddy (3rd), Terry Hanratty (6th) |
| 1967 | Gary Beban, UCLA | Terry Hanratty (9th) |
| 1968 | O.J. Simpson, USC | Terry Hanratty (3rd) |
| 1969 | Steve Owens, Oklahoma | Mike McCoy (6th) |
| 1970 | Jim Plunkett, Stanford | Joe Theismann (2nd) |
| 1971 | Pat Sullivan, Auburn | Walt Patulski (9th) |
| 1972 | Johnny Rodgers, Nebraska | None |
| 1973 | John Cappelletti, Penn State | None |
| 1974 | Archie Griffin, Ohio State | Tom Clements (4th) |
| 1975 | Archie Griffin, Ohio State | Steve Niehaus (12th) |
| 1976 | Tony Dorsett, Pittsburgh | None |
| 1977 | Earl Campbell, Texas | Ken MacAfee (3rd), Ross Browner (5th) |
| 1978 | Billy Sims, Oklahoma | None |
| 1979 | Charles White, USC | Vagas Ferguson (5th) |
| 1980 | George Rogers, South Carolina | None |
| 1981 | Marcus Allen, USC | None |
| 1982 | Herschel Walker, Georgia | None |
| 1983 | Mike Rozier, Nebraska | Allen Pinkett (16th) |
| 1984 | Doug Flutie, Boston College | None |
| 1985 | Bo Jackson, Auburn | Allen Pinkett (8th) |
| 1986 | Vinny Testaverde, Miami | None |
| 1987 | Tim Brown, Notre Dame | None |
| 1988 | Barry Sanders, Oklahoma State | None |
| 1989 | Andre Ware, Houston | Tony Rice (4th), Raghib Ismail (tie for 10th) |
| 1990 | Ty Detmer, Brigham Young | Raghib Ismail (2nd) |
| 1991 | Desmond Howard, Michigan | None |
| 1992 | Gino Torretta, Miami | Reggie Brooks (5th) |
| 1993 | Charlie Ward, Florida State | None |
| 1994 | Rashaan Salaam, Colorado | None |
| 1995 | Eddie George, Ohio State | None |
| 1996 | Danny Wuerffel, Florida | None |
| 1997 | Charles Woodson, Michigan | None |
| 1998 | Ricky Williams, Texas | None |
| 1999 | Ron Dayne, Wisconsin | None |
| 2000 | Chris Weinke, Florida State | None |
| 2001 | Eric Crouch, Nebraska | None |
| 2002 | Carson Palmer, USC | None |
| 2003 | Jason White, Oklahoma | None |
| 2004 | Matt Leinart, USC | None |
| 2005 | Reggie Bush, USC | Brady Quinn (4th) |
| 2006 | Troy Smith, Ohio State | Brady Quinn (3rd) |



The John W. Heisman Memorial Trophy Award is presented each year to the outstanding college football player by the Downtown Athletic Club of New York.

First known as the D.A.C. Trophy, the award was renamed in 1936 for John W. Heisman, the first athletic director of the Downtown Athletic Club, a football player at Penn and Brown and a coach for 36 years including tours of duty at Auburn, Oberlin, Clemson, Akron, Penn, Rice, Washington and Jefferson and Georgia Tech.

The bronze trophy was sculpted by Frank Eliscu, with the help of Notre Dame Four Horseman Jim Crowley — whose Fordham players posed as models.

Since the inception of the Heisman Trophy in 1935, seven Notre Dame players have won the award:

- 1943 — QB Angelo Bertelli
- 1947 — QB John Lujack
- 1949 — E Leon Hart
- 1953 — HB John Lattner
- 1956 — QB Paul Hornung
- 1964 — QB John Huarte
- 1987 — FL Tim Brown

Notre Dame has had a player finish among the top 10 in the Heisman voting in 35 of the 72 years the award has been presented. In addition to the seven winners, Notre Dame has had three players finish second (Bertelli in '41, Joe Theismann in '70 and Raghib Ismail in '90), six finish third (Bill Shakespeare in '35, Lujack in '46, Nick Eddy in '66, Terry Hanratty in '68, Ken MacAfee in '77 and Brady Quinn in '06), five finish fourth (Creighton Miller in '43, Ralph Guglielmi in '54, Tom Clements in '74, Tony Rice in '89, Quinn in '05) and seven finish fifth (Bob Williams in '49, Lattner in '52, Hornung in '55, Jack Snow in '64, Ross Browner in '77, Vagas Ferguson in '79, Reggie Brooks in '92).




Bertelli

Lujack

Hart

Lattner



Hornung

Huarte

Brown

INTRO
 07 QUILT BOOK
 07 PLAYERS
 07 COACHES
 06 REWARDS
 HISTORY & RECORDS
 THIS IS NOTRE DAME
 VBI COMF
 MEDIA

Angelo Bertelli, 1943

6-1, 173, Quarterback
Cathedral High School
Springfield, MA

| | Att. | Comp. | Yds. | TD | Pct. |
|--------------|------------|------------|-------------|-----------|-------------|
| 1941 | 123 | 70 | 1027 | 8 | .569 |
| 1942 | 159 | 72 | 1039 | 10 | .453 |
| 1943 | 36 | 25 | 512 | 10 | .694 |
| TOTAL | 318 | 167 | 2578 | 28 | .525 |

'43 Heisman Voting

- | | |
|---------------------------------------|--------------------------------|
| 1. Angelo Bertelli, Notre Dame (648) | 6. Hal Hamburg, Navy (73) |
| 2. Bob O'Dell, Pennsylvania (177) | 7. Bill Daley, Michigan (71) |
| 3. Otto Graham, Northwestern (140) | 8. Tony Butkovich, Purdue (65) |
| 4. Creighton Miller, Notre Dame (134) | 9. Jim White, Notre Dame (52) |
| 5. Eddie Prokop, Georgia Tech (85) | |



photo by Bagby Studios

Frank Leahy's switch to the T-formation starting in 1942 made a star of Bertelli and helped him win the Heisman Trophy as a senior despite playing in only six of Notre Dame's 10 games. Bertelli's Irish career began as a single-wing tailback in 1941 as his 1,027 passing yards (and a .569 completion percentage that led the nation) propelled his team to a 9-0-1 record. As a junior, he switched to quarterback in the T and ended up throwing for another 1,039 yards and 10 touchdowns. In a 27-10 win over Stanford that year, he threw four touchdown passes and completed a record 10 straight passes. Runnerup to Minnesota's Bruce Smith for the Heisman as a sophomore and sixth as a junior behind winner Frank Sinkwich of Georgia, Bertelli's play enabled Notre Dame to average 43.5 points in its first six games in '43 before the Marine Corps called him into service. Still, he threw 10 scoring passes in those six contests and helped Notre Dame claim the national title despite a final-game loss to Great Lakes while Bertelli was in boot camp. He played three seasons with Los Angeles and Chicago in the All-America Football Conference before a knee injury ended his career. Bertelli ran a beverage distributorship in Clifton, N.J. He joined the National Football Foundation Hall of Fame in 1972. Bertelli died on June 26, 1999.

John Lujack, 1947

6-0, 180, Quarterback
Connellsville High School
Connellsville, PA

| | Att. | Comp. | Yds. | TD | Pct. | TC | Yds. | TD |
|--------------|------------|------------|-------------|-----------|-------------|-----------|------------|----------|
| 1943 | 71 | 34 | 525 | 4 | .479 | 46 | 191 | 0 |
| 1946 | 100 | 49 | 778 | 6 | .490 | 23 | 108 | 1 |
| 1947 | 109 | 61 | 777 | 9 | .559 | 12 | 139 | 1 |
| TOTAL | 280 | 144 | 2080 | 19 | .514 | 81 | 438 | 2 |

'47 Heisman Voting

- | | |
|---------------------------------------|--------------------------------|
| 1. John Lujack, Notre Dame (742) | 5. Harry Gilmer, Alabama (115) |
| 2. Bob Chappuis, Michigan (555) | 6. Bobby Layne, Texas (74) |
| 3. Doak Walker, SMU (196) | 7. Chuck Bednarik, Penn (65) |
| 4. Charley Conerly, Mississippi (186) | 8. Bill Swiacki, Columbia (61) |



photo by Bagby Studios

Lujack took over at quarterback for Notre Dame as a sophomore in 1943 when Angelo Bertelli joined the Marines - and he ended up helping the Irish to three national titles and establishing a reputation as one of the great T-formation signalcallers in college football history. In his initial start, versus Army in '43, he threw for two scores, ran for another and intercepted a pass in a 26-0 victory. He spent nearly three years of his own in the Navy but returned in time to earn consensus All-America honors as a junior and senior on Notre Dame teams in 1946 and '47 that did not lose a game. No slouch as a runner (he also played halfback as a sophomore), Lujack also punted - and probably made his greatest individual play on defense. He preserved a scoreless tie in '46 between the second-ranked Irish and top-ranked Army by making a touchdown-saving tackle of Cadet fullback Doc Blanchard from his defensive back position. As a junior, he finished third in the Heisman voting behind Army's Glenn Davis. As a senior, he earned the Associated Press male athlete of the year award. Lujack played four years with the Chicago Bears, leading the team in scoring each year, tying a record with eight interceptions as a rookie, throwing for a record 468 yards in one game in '49 and playing in the NFL Pro Bowl his last two seasons. An Irish backfield coach for two years following his retirement in '52, Lujack then ran an automobile dealership in Davenport, Iowa, until he retired in 1988. He was elected to the National Football Foundation Hall of Fame in 1960. Lujack has recently made several donations to the University to establish an academic scholarship endowment.

Leon Hart, 1949
6-4, 245, Right End
Turtle Creek High School
Turtle Creek, PA

| | Rec. | Yds. | Avg. | TD | TC | Yds. | TD | FR |
|--------------|-----------|------------|-------------|-----------|-----------|------------|----------|----------|
| 1946 | 5 | 107 | 21.4 | 1 | 0 | 0 | 0 | 0 |
| 1947 | 9 | 156 | 17.3 | 3 | 0 | 0 | 0 | 3 |
| 1948 | 16 | 231 | 14.4 | 4 | 4 | 39 | 1 | 2 |
| 1949 | 19 | 257 | 13.5 | 5 | 18 | 73 | 0 | 3 |
| TOTAL | 49 | 751 | 15.3 | 13 | 22 | 112 | 1 | 8 |

'49 Heisman Voting

- | | |
|---------------------------------------|-----------------------------------|
| 1. Leon Hart, Notre Dame (995) | 5. Bob Williams, Notre Dame (189) |
| 2. Charlie Justice, N. Carolina (272) | 6. Eddie LeBaron, Pacific (122) |
| 3. Doak Walker, SMU (229) | 7. Clayton Tonnemaker, Minn. (81) |
| 4. Arnold Galiffa, Army (196) | 8. Emil Sitko, Notre Dame (79) |



photo by Bagby Studios

Hart and Larry Kelley of Yale (the '36 winner) rank as the only linemen ever to win the Heisman Trophy. Joining Irish teammate and tackle Jim Martin as the last of the two-way players with the advent of two-platoon football, Hart gained a reputation as an outstanding blocker and superb rusher on defense in addition to his estimable pass-catching skills. A four-time letter-winner, Hart never played on the losing side during his years in a Notre Dame uniform as the Irish went 36-0-2 and claimed three national championships. He became a three-time first-team All-American and a consensus choice as a junior and senior. In 1949 he was voted the Associated Press male athlete of the year, outpointing such famous names as Jackie Robinson and Sam Snead. He also received the Maxwell Award as top collegiate player in 1949. A mechanical engineering major, Hart called defensive signals and often played fullback as a senior to confuse defenses. He went on to play eight seasons with the Detroit Lions, helping the team to three NFL titles and earning all-pro honors on both offense and defense in 1951. Moving to Birmingham, Mich., Hart headed up a variety of business enterprises, including the manufacture of tire-balancing equipment. He was elected to the National Football Foundation and Hall of Fame in 1973. Hart's son Kevin played for the Irish from 1977-79 and his grandson, Brendan, also played for the Irish. He died on Sept. 24, 2002.

John Lattner, 1953
6-1, 190, Right Halfback
Fenwick High School
Chicago, IL

| | Att. | Yds. | Avg. | TD | Rec. | Yds. | Avg. |
|--------------|------------|-------------|------------|-----------|-----------|------------|-------------|
| 1951 | 68 | 341 | 5.0 | 6 | 8 | 157 | 19.6 |
| 1952 | 148 | 732 | 4.9 | 5 | 17 | 252 | 14.8 |
| 1953 | 134 | 651 | 4.9 | 9 | 14 | 204 | 14.6 |
| TOTAL | 350 | 1724 | 4.9 | 20 | 39 | 613 | 15.7 |

| | KO Ret. | Yds. | P Ret. | Yds. | Int. | Yds. |
|--------------|-----------|------------|-----------|------------|-----------|------------|
| 1951 | 0 | 0 | 10 | 91 | 5 | 66 |
| 1952 | 3 | 45 | 7 | 113 | 4 | 58 |
| 1953 | 8 | 321 | 10 | 103 | 4 | 4 |
| TOTAL | 11 | 366 | 27 | 307 | 13 | 128 |

'53 Heisman Voting

- | | |
|-------------------------------------|----------------------------------|
| 1. John Lattner, Notre Dame (1,850) | 6. Alan Ameche, Wisconsin (211) |
| 2. Paul Giel, Minnesota (1,794) | 7. J.C. Caroline, Illinois (193) |
| 3. Paul Cameron, UCLA (444) | 8. J.D. Roberts, Oklahoma (108) |
| 4. Bernie Faloney, Maryland (258) | 9. Lamar McHan, Arkansas (78) |
| 5. Bob Garrett, Stanford (231) | |




photo by Bagby Studios

Lattner claimed the Heisman Trophy in 1953 during his senior year - in the second-closest Heisman balloting in history - despite the fact he didn't lead the Irish in rushing, passing, receiving or scoring. A jack of all trades who barely nosed out Minnesota's Paul Giel for the award, Lattner benefitted from helping Leahy's final Notre Dame team to a 9-0-1 record that earned the Irish national title recognition from all selectors but the two wire services (they named unbeaten Maryland). He received the Maxwell Award as the top collegiate player as both a junior and senior and finished fifth in the Heisman voting as a junior behind Oklahoma's Billy Vessels. A consensus All-American as both a junior and senior on offense and defense, he made his mark by running, catching and punting the football, while also returning punts and kickoffs and intercepting 13 career passes. He established a record for all-purpose yards from rushing, receiving and runbacks - a mark that stood until Vagas Ferguson broke it in 1979. He finished with 321 kickoff return yards on only eight returns (two for touchdowns) as a senior. Lattner played one year with the Pittsburgh Steelers before entering the service and suffering a career-ending knee injury in a military game. A former restaurant owner in Chicago, he now is an executive for a business forms company. Lattner was elected to the National Football Foundation Hall of Fame in 1979.

INTRO
 '07 OUTLOOK
 '07 PLAYERS
 '07 COACHES
 '06 REVIEW
 HISTORY & RECORDS
 THIS IS NOTRE DAME
 MEDIA

Paul Hornung, 1956

6-2, 205, Quarterback
Flaget High School
Louisville, KY

| | Att. | Comp. | Int. | Yds. | TD | TC | Yds. | Avg. |
|--------------|------------|------------|-----------|-------------|-----------|------------|-------------|------------|
| 1954 | 19 | 5 | 1 | 36 | 0 | 23 | 59 | 6.9 |
| 1955 | 103 | 46 | 10 | 743 | 9 | 92 | 472 | 5.1 |
| 1956 | 111 | 59 | 13 | 917 | 3 | 94 | 420 | 4.5 |
| TOTAL | 233 | 110 | 24 | 1696 | 12 | 209 | 1051 | 5.0 |

| | Rec. | Yds. | Avg. | P Ret. | Yds. | KO Ret. | Yds. | Int. | Yds. |
|--------------|----------|-----------|------------|----------|-----------|-----------|------------|-----------|------------|
| 1954 | 0 | 0 | 0.0 | 1 | 6 | 1 | 58 | 3 | 94 |
| 1955 | 0 | 0 | 0.0 | 0 | 0 | 6 | 109 | 5 | 59 |
| 1956 | 3 | 26 | 8.7 | 4 | 63 | 16 | 496 | 2 | 59 |
| TOTAL | 3 | 26 | 8.7 | 5 | 69 | 23 | 663 | 10 | 212 |

| | TD | PAT | FG | Pts |
|--------------|-----------|-----------|----------|------------|
| 1954 | 2 | 6 | 0 | 18 |
| 1955 | 6 | 5 | 2 | 47 |
| 1956 | 7 | 14 | 0 | 56 |
| TOTAL | 15 | 25 | 2 | 121 |

'56 Heisman Voting

1. Paul Hornung, Notre Dame (1,066)
2. John Majors, Tennessee (994)
3. Tom McDonald, Oklahoma (973)
4. Gerry Tubbs, Oklahoma (724)
5. Jimmy Brown, Syracuse (561)
6. Ron Kramer, Michigan (518)
7. John Brodie, Stanford (281)
8. Jim Parker, Ohio State (248)
9. Kenny Ploen, Iowa (150)
10. Jon Arnett, USC (128)



photo by Bagby Studios

An outstanding all-around athlete who played quarterback, left halfback, fullback and safety, Hornung remains the only player from a losing team (Notre Dame finished 2-8 in '56) ever to win the Heisman Trophy. As a sophomore, Hornung served as the backup fullback and also averaged 6.1 points per contest while earning a basketball monogram. As a junior, he finished fourth nationally in total offense with 1,215 yards and fifth in the Heisman voting behind Ohio State's Hopalong Cassidy. Hornung ran for one score, threw for another and intercepted two passes in a victory over fourth-ranked Navy - and then brought the Irish from behind against Iowa with a TD pass and game-winning field goal in the final minutes. In a loss to USC, he threw and ran for 354 yards, an NCAA high that year. As a senior, he ranked second nationally in total offense (1,337 yards), accounted for more than half the Irish scoring-and converted 67 times on either third or fourth down as a junior and senior combined. A bonus pick of the Green Bay Packers, he led the NFL in scoring in 1959, '60, and '61. He retired after the '66 season, as physical problems kept him from joining New Orleans as an expansion pick. Hornung joined the National Football Foundation Hall of Fame in 1985, and the Pro Football Hall of Fame in 1986. In addition to various business enterprises in Louisville, Hornung has been involved in numerous television and radio broadcasts, including Notre Dame football games on Westwood One.

John Huarte, 1964

6-0, 180, Quarterback
Mater Dei High School
Santa Ana, CA

| | Att. | Comp. | Int. | Yds. | TD | Pct. | TC | Yds. | TD |
|--------------|------------|------------|-----------|-------------|-----------|-------------|-----------|------------|----------|
| 1962 | 8 | 4 | 0 | 38 | 0 | .500 | 3 | -14 | 0 |
| 1963 | 42 | 20 | 0 | 243 | 1 | .467 | 11 | -53 | 0 |
| 1964 | 205 | 114 | 11 | 2062 | 16 | .556 | 37 | 7 | 3 |
| TOTAL | 255 | 138 | 11 | 2543 | 17 | .541 | 51 | -60 | 3 |

'64 Heisman Voting

1. John Huarte, Notre Dame (1,026)
2. Jerry Rhome, Tulsa (952)
3. Dick Butkus, Illinois (505)
4. Bob Timberlake, Michigan (361)
5. Jack Snow, Notre Dame (187)
6. Tucker Frederickson, Auburn (184)
7. Craig Morton, California (181)
8. Steve DeLong, Tennessee (176)
9. Cosmo Iacavazzi, Princeton (165)
10. Brian Piccolo, Wake Forest (124)




photo by Bagby Studios

Huarte's Heisman Trophy victory ranks as one of the biggest upsets in the history of the award considering he missed much of his sophomore season due to injury and didn't even play enough as a junior to win a monogram. Behind the aerial efforts of Huarte and fellow Californian Jack Snow (he caught 60 passes that year for 1,114 yards and a record nine touchdowns), Ara Parseghian in his first year turned Notre Dame from a 2-7 team in '63 into a 9-1 squad that came within minutes of the national title. Huarte threw for 270 yards in the '64 opening-game upset of Wisconsin - including TD tosses of 61 and 42 yards to Snow - and ended up finishing the year ranked third nationally in total offense (2,069 yards). He set 12 Irish records that year, and also earned back of the year and player of the year honors from United Press International. A second-round draft pick of the New York Jets, Huarte played sparingly in the pro ranks for eight years with Boston, Philadelphia, Minnesota, Kansas City and Chicago-prior to retiring from the World Football League Memphis entry in 1975. Huarte was inducted into the College Football Hall of Fame in 2005.

Tim Brown, 1987

6-0, 195, Flanker

Woodrow Wilson High School
Dallas, TX

| | G-GS | Time | Rec. | Yds. | Avg. | TD | LG |
|--------------|--------------|---------------|------------|-------------|-------------|-----------|-----------|
| 1984 | 11-4 | 112:44 | 28 | 340 | 12.1 | 1 | 29 |
| 1985 | 10-10 | 158:46 | 25 | 397 | 15.9 | 3 | 49 |
| 1986 | 11-10 | 235:08 | 45 | 910 | 20.2 | 5 | 84 |
| 1987 | 11-11 | 232:25 | 39 | 846 | 21.7 | 3 | 57 |
| TOTAL | 43-35 | 739:03 | 137 | 2493 | 18.2 | 12 | 84 |

| | TC | Yds. | Avg. | TD | LG |
|--------------|-----------|------------|------------|----------|-----------|
| 1984 | 1 | 14 | 14.0 | 0 | 14 |
| 1985 | 4 | 30 | 7.5 | 1 | 18 |
| 1986 | 59 | 254 | 4.3 | 2 | 16 |
| 1987 | 34 | 144 | 4.2 | 1 | 31 |
| TOTAL | 98 | 442 | 4.5 | 4 | 31 |

| | KO Ret. | Yds. | Avg. | TD | LG |
|--------------|-----------|-------------|-------------|----------|-----------|
| 1984 | 7 | 121 | 17.3 | 0 | 25 |
| 1985 | 14 | 338 | 24.1 | 1 | 93 |
| 1986 | 25 | 698 | 27.9 | 2 | 96 |
| 1987 | 23 | 456 | 19.7 | 0 | 36 |
| TOTAL | 69 | 1613 | 23.4 | 3 | 96 |

| | P Ret. | Yds. | Avg. | TD | LG |
|--------------|-----------|------------|-------------|----------|-----------|
| 1986 | 2 | 75 | 37.5 | 0 | 56 |
| 1987 | 34 | 401 | 11.8 | 3 | 74 |
| TOTAL | 36 | 476 | 13.2 | 3 | 74 |

All-Purpose Yards (Rushing, Receiving, All Returns)

| | Att. | Yds. | Avg./Play | TD | Avg./Game |
|--------------|------------|-------------|-------------|-----------|--------------|
| 1984 | 36 | 475 | 13.2 | 1 | 43.1 |
| 1985 | 43 | 765 | 17.8 | 5 | 76.5 |
| 1986 | 131 | 1937 | 14.8 | 9 | 176.1 |
| 1987 | 130 | 1847 | 14.5 | 7 | 167.9 |
| TOTAL | 340 | 5024 | 14.9 | 22 | 116.8 |

'87 Heisman Voting

1. Tim Brown, Notre Dame (1,442)
2. Don McPherson, Syracuse (831)
3. Gordie Lockbaum, Holy Cross (657)
4. Lorenzo White, Mich. State (632)
5. Craig Heyward, Pittsburgh (170)
6. Chris Spielman, Ohio State (110)
7. Thurman Thomas, Okla. St. (99)
8. Gaston Green, UCLA (73)
9. Emmitt Smith, Florida (70)
10. Bobby Humphrey, Alabama (63)

Brown burst onto the scene as a junior with a scintillating season-ending performance in a come-from-behind upset of USC, then used back-to-back punt returns for touchdowns in an early-season '87 game against Michigan State to cement his Heisman bid. Listed as a flanker, Brown utilized his ability as a pass receiver, rusher out of a full-house backfield and punt and kickoff returner to rank third nationally in all-purpose yardage as a junior (176.5 per game) and sixth as a senior (167.9). He finished his junior campaign with 254 all-purpose yards in the 38-37 win at USC (including a 56-yard punt return that set up the winning field goal), then returned punts for 66 and 71 yards for a pair of touchdowns in an early romp over eventual Big Ten and Rose Bowl champion Michigan State. Brown finished his career as Notre Dame's all-time leader in pass reception yards (2493) while also returning six kicks for touchdowns (three punts, three kickoffs). Despite constant double and triple coverage as a senior, he earned a reputation as the most dangerous player in college football. Brown was a first-round pick of the Los Angeles Raiders (sixth player chosen overall) in the '88 NFL draft. He has been selected to play in the NFL Pro Bowl following the seasons of 1988, '91, '93, '94, '95, '96 and '97, '99, 2000, 2001 and 2002. He also played in his first Super Bowl in 2003. The original "Mr. Raider" signed a one-day contract with Oakland to retire as a Raider in July 2005.



Notre Dame's seven Heisman Trophy winners gathered in December '87 in New York the night before Tim Brown was presented with his award. The Irish honorees are (from left) John Lujack, 1947; Angelo Bertelli, 1943; Leon Hart, 1949; Tim Brown, 1987; Paul Hornung, 1956; John Huarte, 1964 and John Lattner, 1953.

INTRO
 '07 QUILT BOOK
 '07 HAYES
 '07 COACHES
 '06 REVIEW
 HISTORY & RECORDS
 THIS IS NOTRE DAME
 WEB COMP
 MEDIA

CONSENSUS ALL-AMERICANS

Players accorded the majority of votes at their positions by selectors are designated consensus All-Americans. Current teams utilized in designation of consensus selections are those chosen by Associated Press, American Football Coaches Association, the Football Writers Association of America, Walter Camp Foundation and *The Sporting News*. In previous years, different combinations of agencies and magazines have been used to select the consensus All-Americans.

| | |
|---|---------|
| Anderson, Eddie (Mason City, IA) | 1921 |
| Arrington, Dick (Erie, PA) | 1965 |
| Beinor, Ed (Harvey, IL) | 1938 |
| *Bertelli, Angelo (Springfield, MA) | 1943 |
| Boeringer, Art (Bud) (St. Paul, MN) | 1926 |
| Bradley, Luther (Muncie, IN) | 1977 |
| Brown, Tim (Dallas, TX) | 1987 |
| *Browner, Ross (Warren, OH) | 1976-77 |
| Burris, Jeff (Rock Hill, SC) | 1993 |
| *Cannon, Jack (Columbus, OH) | 1929 |
| *Carideo, Frank (Vernon, NY) | 1929-30 |
| Casper, Dave (Chilton, WI) | 1973 |
| *Connor, George (Chicago, IL) | 1946-47 |
| Crabbe, Bob (Cincinnati, OH) | 1980-81 |
| *Crowley, Jim (Green Bay, WI) | 1924 |
| Demmerle, Pete (New Canaan, CT) | 1974 |
| DiNardo, Gerry (Howard Beach, NY) | 1974 |
| DiNardo, Larry (Howard Beach, NY) | 1970 |
| Dorais, Gus (Chippewa Falls, WI) | 1913 |
| *Dove, Bob (Youngstown, OH) | 1941-42 |
| Ecuyer, Al (New Orleans, LA) | 1957 |
| Eddy, Nick (Lafayette, CA) | 1966 |
| Ellis, Clarence (Grand Rapids, MI) | 1971 |
| Ferguson, Vagas (Richmond, IN) | 1979 |
| Filley, Pat (South Bend, IN) | 1943 |
| *Fischer, Bill (Chicago, IL) | 1947-48 |
| Gatewood, Tom (Baltimore, MD) | 1970 |
| *Gipp, George (Laurium, MI) | 1920 |
| Golic, Bob (Willowick, OH) | 1978 |
| *Groom, Jerry (Des Moines, IA) | 1950 |
| *Guglielmi, Ralph (Columbus, OH) | 1954 |
| Hanratty, Terry (Butler, PA) | 1968 |
| *Hart, Leon (Turtle Creek, PA) | 1948-49 |
| *Hornung, Paul (Louisville, KY) | 1955 |
| Huarte, John (Anaheim, CA) | 1964 |
| Huffman, Dave (Dallas, TX) | 1978 |

| | |
|---|----------|
| Hunter, Art (Akron, OH) | 1953 |
| Ismael, Raghieb (Wilkes-Barre, PA) | 1990 |
| Jurkovic, Mirko (Calumet City, IL) | 1991 |
| Kunz, George (Arcadia, CA) | 1968 |
| Kurth, Joe (Madison, WI) | 1932 |
| *Lattner, John (Chicago, IL) | 1952-53 |
| *Layden, Elmer (Davenport, IA) | 1924 |
| *Lujack, John (Connellsville, PA) | 1946-47 |
| Lyght, Todd (Flint, MI) | 1989-90 |
| *Lynch, Jim (Lima, OH) | 1966 |
| *MacAfee, Ken (Brockton, MA) | 1976-77 |
| Marx, Greg (Redford, MI) | 1972 |
| McCoy, Mike (Erie, PA) | 1969 |
| *Miller, Creighton (Wilmington, DE) | 1943 |
| *Millner, Wayne (Salem, MA) | 1935 |
| Niehaus, Steve (Cincinnati, OH) | 1975 |
| *Page, Alan (Canton, OH) | 1966 |
| Patulski, Walt (Liverpool, NY) | 1971 |
| Rassas, Nick (Winnetka, IL) | 1965 |
| Regner, Tom (Kenosha, WI) | 1966 |
| Robinson, Jack (Huntington, NY) | 1934 |
| Ryzewski, Frank (Chicago, IL) | 1917 |
| Samardzija, Jeff (Valparaiso, IN) | 2005 |
| Schoen, Tom (Euclid, OH) | 1967 |
| *Schwartz, Marchy (Bay St. Louis, MS) | 1930-31 |
| Scully, John (Huntington, NY) | 1980 |
| *Sitko, Emil (Fort Wayne, IN) | 1948-49 |
| *Smith, John (Hartford, CT) | 1927 |
| Snow, Jack (Long Beach, CA) | 1964 |
| Stams, Frank (Akron, OH) | 1988 |
| Stickles, Monty (Poughkeepsie, NY) | 1959 |
| Stonebreaker, Michael (River Ridge, LA) | 1988, 90 |
| *Stuhldreher, Harry (Massillon, OH) | 1924 |
| Sweeney, Chuck (Bloomington, IL) | 1937 |
| Taylor, Aaron (Concord, CA) | 1992-93 |
| Taylor, Bobby (Longview, TX) | 1994 |
| Townsend, Mike (Hamilton, OH) | 1973 |
| Walton, Shane (San Diego, CA) | 2002 |
| White, Jim (Edgewater, NJ) | 1943 |
| *Williams, Bob (Baltimore, MD) | 1949 |
| *Yarr, Tommy (Dabob, WA) | 1931 |
| Yonakor, John (Dorchester, MA) | 1943 |
| Zorich, Chris (Chicago, IL) | 1989-90 |

* elected to National Football Foundation Hall of Fame



Todd Lyght was named a consensus All-American in both 1989 and 1990. Lyght is one of only 16 Irish players to earn consensus honors twice in his career. (Photo by Vince Wehby)

Here's a look at the top 10 Division I-A schools in terms of consensus All-American players.

| | School | Selections | Players |
|-----|------------|------------|---------|
| 1. | Notre Dame | 95 | 79 |
| 2. | Michigan | 76 | 64 |
| 3. | USC | 75 | 66 |
| 4. | Ohio State | 75 | 58 |
| 5. | Oklahoma | 66 | 54 |
| 6. | Nebraska | 52 | 43 |
| 7. | Pittsburgh | 49 | 42 |
| 8. | Texas | 48 | 42 |
| 9. | Alabama | 39 | 38 |
| 10. | Army | 37 | 28 |

ALL-AMERICANS

Ever since quarterback Gus Dorais became Notre Dame's initial first-team All-America pick in 1913, Irish players have been honored as first-team All-America selections on 180 more occasions. Recognition of at least one All-America second team has been received by Notre Dame players on 82 other occasions.

The NCAA recognizes members of a consensus All-America team each season — with 95 of those selections having worn a Notre Dame uniform. Notre Dame has had 79 different players earn the consensus designation, more than any other school. Notre Dame has produced at least one consensus All-American in 28 of the last 41 seasons. In fact, over one period Notre Dame had a consensus selection in 17 straight years - including all 11 years under Ara Parseghian and all six under Dan Devine - from 1964 through 1981.

The NCAA also recognizes first-team All-Americans chosen on a unanimous basis. Notre Dame has had 31 unanimous choices, more than any other university.

| Year | Player | AP | UP | NEA | INS | COL | AA | NA | LIB | SN | NW | WL | FC |
|------|------------------------|----|----|-----|-----|-----|-----|-----|-----|-----|-----|----|-----|
| 1903 | Louis Salmon, FB | | | | | | | | | | | | |
| | | | | | | | | | | | | | |
| 1909 | Harry Miller, HB | | | | | | | | | | | | |
| | | | | | | | | | | | | | |
| 1913 | Gus Dorais, QB | M | | | INS | | | | | | | | |
| | Ray Eichenlaub, FB | | | | | | | | | | | | |
| | Knute Rockne, E | | | | | | | | | | | | |
| 1916 | Stan Cofall, HB | M | | | INS | | | | | | | | |
| | Charlie Bachman, G | | | | | | | | | | | | |
| | Frank Rydzewski, C | | | NEA | INS | | | | | | | | |
| 1920 | George Gipp, HB | M | | NEA | INS | | | | | | | | |
| | Roger Kiley, E | | | | | | | | | | | | |
| 1921 | Roger Kiley, E | | | NEA | INS | | | | | | | | FBW |
| | Eddie Anderson, E | | | | | | | | | | | | |
| | Hunk Anderson, G | | | | | | | | | | | | |
| | Johnny Mohardt, HB | | | | | | | | | | | | |
| | Paul Castner, HB | | | | | | | | | | | | |
| 1922 | Ed DeGree, G | | | | INS | | | | | | | | |
| | Paul Castner, FB | | | | | | | | | | | | |
| | Harvey Brown, G | | | | | | | | | | | | |
| 1924 | Harry Stuhldreher, QB | | | LIB | NEA | INS | | | | | | | |
| | Jim Crowley, HB | | | | | | | | | | | | |
| | Elmer Layden, FB | | | | | | | | | | | | |
| | Adam Walsh, C | | | | | | | | | | | | |
| 1926 | Art Boeringer, C | | | AP | UP | NEA | INS | COL | AA | | | | |
| | Christie Flanagan, HB | | | | | | | | | | | | |
| 1927 | Christie Flanagan, HB | | | AP | UP | NEA | INS | COL | AA | NA | | | |
| | John Smith, G | | | | | | | | | | | | |
| | John Polisky, T | | | | | | | | | | | | |
| 1928 | Fred Miller, T | | | | | | | | | | | | INS |
| | | | | | | | | | | | | | |
| 1929 | †Frank Carideo, QB | | | AP | UP | NEA | INS | COL | AA | NA | | | |
| | Jack Cannon, G | | | | | | | | | | | | |
| | Ted Twomey, T | | | | | | | | | | | | |
| | | | | | | | | | | | | | |
| 1930 | †Frank Carideo, QB | | | AP | UP | NEA | INS | COL | AA | NA | | | |
| | Marchy Schwartz, HB | | | | | | | | | | | | |
| | Marty Brill, HB | | | | | | | | | | | | |
| | Joe Savoldi, FB | | | | | | | | | | | | |
| | Bert Metzger, G | | | | | | | | | | | | |
| | Tom Conley, E | | | | | | | | | | | | |
| 1931 | †Marchy Schwartz, HB | | | AP | UP | NEA | INS | COL | AA | NA | LIB | | |
| | Joe Kurth, T | | | | | | | | | | | | |
| 1932 | †Joe Kurth, T | | | AP | UP | NEA | INS | COL | AA | NA | LIB | | |
| | Ed Krause, T | | | | | | | | | | | | |
| | George Melinkovich, FB | | | | | | | | | | | | |
| | Ed Kosky, E | | | | | | | | | | | | |
| 1934 | Jack Robinson, C | | | AP | UP | | | | AA | NA | | | |
| | | | | | | | | | | | | | |
| | | | | | | | | | | | | | |
| 1935 | Bill Shakespeare, HB | | | UP | | | | | AA | NA | LIB | SN | |
| | Wayne Millner, E | | | | | | | | | | | | |
| | Andy Pilney, HB | | | | | | | | | | | | |
| 1936 | John Lautar, G | | | UP | | | | | | | | | |
| | | | | | | | | | | | | | |
| 1937 | Chuck Sweeney, E | | | AP | UP | NEA | AA | LIB | NW | | | | |
| | Joe Beinor, T | | | | | | | | | | | | |
| 1938 | †Joe Beinor, T | | | AP | UP | NEA | INS | COL | AA | SN | LIB | NW | |
| | Earl Brown, E | | | | | | | | | | | | |
| | Jim McGoldrick, G | | | | | | | | | | | | |
| 1939 | Budd Kerr, E | | | AP | UP | NEA | INS | | AA | SN | | NW | |
| | Milt Piepul, FB | | | | | | | | | | | | |
| 1940 | Milt Piepul, FB | | | | | | | | | | | | SN |
| | | | | | | | | | | | | | |
| 1941 | Bob Dove, E | | | UP | NEA | INS | COL | AA | | LIB | NW | | |
| | Bernie Crimmins, G | | | | | | | | | | | | |
| | | | | | | | | | | | | | |
| 1942 | Angelo Bertelli, QB | | | UP | NEA | | | | AA | SN | N | WL | |
| | Bob Dove, E | | | | | | | | | | | | |
| | Harry Wright, G | | | | | | | | | | | | |
| 1943 | Angelo Bertelli, QB | | | AP | UP | INS | COL | AA | SN | L | | | |
| | Creighton Miller, HB | | | | | | | | | | | | |
| | John Yonakor, E | | | | | | | | | | | | |
| | Jim White, T | | | | | | | | | | | | |
| | Pat Filley, G | | | | | | | | | | | | |
| 1944 | Bob Kelly, HB | | | UP | SN | | | | | | | | L |
| | Pat Filley, G | | | | | | | | | | | | |
| | | | | | | | | | | | | | |
| 1945 | John Mastrangelo, G | | | AP | UP | INS | SN | L | FC | FW | | | |
| | Frank Danczewicz, QB | | | | | | | | | | | | |
| | | | | | | | | | | | | | |
| 1946 | †John Lujack, QB | | | AP | UP | NEA | INS | COL | AA | SN | L | FC | |
| | George Connor, T | | | | | | | | | | | | |
| | John Mastrangelo, G | | | | | | | | | | | | |
| | George Strommeyer, C | | | | | | | | | | | | |
| | | | | | | | | | | | | | |
| 1947 | †John Lujack, QB | | | AP | UP | NEA | INS | COL | AA | SN | L | FC | |
| | George Connor, T | | | | | | | | | | | | |
| | Bill Fischer, G | | | | | | | | | | | | |
| | Ziggy Czarowski, T | | | | | | | | | | | | |
| | Leon Hart, E | | | | | | | | | | | | |
| 1948 | Bill Fischer, G | | | AP | UP | NEA | INS | COL | AA | SN | L | | |
| | Leon Hart, E | | | | | | | | | | | | |
| | Emil Sitko, FB | | | | | | | | | | | | |
| | Marty Wendell, G | | | | | | | | | | | | |

| Year | Player | AP | UP | NEA | INS | COL | AA | NA | LIB | SN | NW | WL | FC |
|------|------------------------|----|----|-----|-----|-----|-----|----|-----|-----|----|----|----|
| 1931 | †Marchy Schwartz, HB | 1 | 1 | 1 | 1 | 1 | 1 | 1 | 1 | | | | |
| | Joe Kurth, T | 2 | 1 | 1 | 2 | | | | 1 | 1 | | | |
| | Tommy Yarr, C | 1 | 2 | | 1 | | 1 | 2 | 2 | | | | |
| | Nordy Hoffmann, G | 1 | | 2 | 2 | | | | 2 | 1 | | | |
| 1932 | †Joe Kurth, T | 1 | 1 | 1 | 1 | 1 | 1 | 1 | 1 | | | | |
| | Ed Krause, T | 2 | | | 2 | | | | 2 | | | | |
| | George Melinkovich, FB | | 2 | 2 | 2 | | | | 1 | | | | |
| | Ed Kosky, E | | 2 | | | | | | | | | | |
| 1934 | Jack Robinson, C | 2 | 2 | | | | | 1 | 1 | | | | |
| | | | | | | | | | | | | | |
| 1935 | Bill Shakespeare, HB | 2 | | | | 1 | | | 2 | | | | |
| | Wayne Millner, E | 1 | | | | 1 | 1 | 2 | 1 | | | | |
| | Andy Pilney, HB | | | | | | | | 2 | | | | |
| 1936 | John Lautar, G | 1 | | | | | | | | | | | |
| | | | | | | | | | | | | | |
| 1937 | Chuck Sweeney, E | 1 | 1 | | | | | 1 | | | | | |
| | Joe Beinor, T | | | | 1 | 1 | | 2 | | | | | |
| 1938 | †Joe Beinor, T | 1 | 1 | 1 | 1 | 1 | 1 | 1 | 1 | 1 | 1 | | |
| | Earl Brown, E | 2 | | | | | | 1 | 1 | | | | |
| | Jim McGoldrick, G | | 2 | | | | | | | | | | |
| 1939 | Budd Kerr, E | 1 | 2 | 1 | 2 | | | 1 | 1 | | 2 | | |
| | Milt Piepul, FB | | 2 | | | | | | | | | | |
| 1940 | Milt Piepul, FB | | | | | | | | | | | | SN |
| | | | | | | | | | | | | | |
| 1941 | Bob Dove, E | | | UP | NEA | INS | COL | AA | | LIB | NW | | |
| | Bernie Crimmins, G | | | | | | | | | | | | |
| | | | | | | | | | | | | | |
| 1942 | Angelo Bertelli, QB | | | UP | NEA | | | | | 2 | 1 | 1 | |
| | Bob Dove, E | | | | | | 1 | 1 | 1 | 1 | 1 | 2 | |
| | Harry Wright, G | | | | | | | | | 2 | | | |
| 1943 | Angelo Bertelli, QB | | | AP | UP | INS | COL | AA | SN | L | | | |
| | Creighton Miller, HB | | | | | | | | | | | | |
| | John Yonakor, E | | | | | | | | | | | | |
| | Jim White, T | | | | | | | | | | | | |
| | Pat Filley, G | | | | | | | | | | | | |
| 1944 | Bob Kelly, HB | | | UP | SN | | | | | | | | L |
| | Pat Filley, G | | | | | | | | | | | | |
| | | | | | | | | | | | | | |
| 1945 | John Mastrangelo, G | | | AP | UP | INS | SN | L | FC | FW | | | |
| | Frank Danczewicz, QB | | | | | | | | | | | | |
| | | | | | | | | | | | | | |
| 1946 | †John Lujack, QB | | | AP | UP | NEA | INS | | | | | | |

| 1949 | AP | UP | NEA | INS | COL | AA | SN | L | |
|----------------------|----|-----|-----|-----|-----|----|----|----|----|
| †Emil Sitko, FB | 1 | 1 | 1 | 1 | 1 | 1 | 1 | 1 | |
| †Leon Hart, E | 1 | 1 | 1 | 1 | 1 | 1 | 1 | 1 | |
| Bob Williams, QB | 2 | 1 | | | | 1 | 1 | 1 | |
| Jim Martin, T | 1 | 2 | 1 | 1 | | | 2 | 2 | |
| 1950 | AP | UP | NEA | | | | SN | L | |
| Bob Williams, QB | 1 | 1 | | | | | 1 | 1 | |
| Jerry Groom, C | 2 | 1 | 1 | | | | 1 | | |
| 1951 | AP | UP | | | | | SN | | |
| Bob Toneff, T | 1 | 2 | | | | | 2 | | |
| Jim Mutscheller, E | | 2 | | | | | | | |
| 1952 | AP | UP | NEA | INS | COL | AA | SN | L | |
| †John Lattner, HB | 1 | 1 | 1 | 1 | 1 | 1 | 1 | 1 | |
| Bob O'Neill, DE | | | 2 | | | | | | |
| 1953 | AP | UP | NEA | INS | COL | AA | SN | L | |
| †John Lattner, HB | 1 | 1 | 1 | 1 | 1 | 1 | 1 | 1 | |
| Art Hunter, T | 2 | 1 | 2 | 1 | | | 1 | 1 | |
| Don Penza, E | | 2 | | | | | 2 | | |
| 1954 | AP | UP | NEA | INS | COL | AA | SN | L | |
| †Ralph Guglielmi, QB | 1 | 1 | 1 | 1 | 1 | 1 | 1 | 1 | |
| Frank Varrichione, T | 3 | 2 | | 2 | | | 1 | | |
| Dan Shannon, E | | | | | | | 2 | | |
| 1955 | AP | UP | NEA | INS | COL | AA | SN | L | |
| Paul Hornung, HB | | 1 | 1 | | | | 1 | 1 | |
| Don Schaefer, FB | 2 | | | 1 | 1 | | 2 | 1 | |
| Pat Bisceglia, G | 1 | 3 | | | | | 2 | | |
| 1956 | AP | UP | NEA | SN | L | | | | |
| Paul Hornung, QB | 2 | 1 | 2 | 1 | 1 | | | | |
| 1957 | AP | UP | | INS | SN | | | | |
| Al Ecuyer, G | 2 | 1 | | 1 | 1 | | | | |
| Nick Pietrosante, FB | | 3 | | | 3 | | | | |
| 1958 | AP | UP | NEA | FC | SN | L | | | |
| Nick Pietrosante, FB | 3 | 3 | 2 | 1 | 2 | 1 | | | |
| Al Ecuyer, G | | 1 | | | 1 | | | | |
| Monty Stickles, E | 2 | 2 | | | 1 | | | | |
| 1959 | AP | UPI | | | SN | | | | |
| Monty Stickles, E | 2 | 1 | | | 1 | | | | |
| 1960 | | | | | | | T | | |
| Myron Pottios, G | | | | | | | 1 | | |
| 1961 | | UPI | | FC | SN | | | FN | |
| Nick Buoniconti, G | | 2 | | 2 | 2 | | | 1 | |
| Angelo Dabiero, HB | | | | 3 | | | | | |
| 1962 | AP | | | | | | | FN | |
| Jim Kelly, E | | | | | | | | 1 | |
| Daryle Lamonica, QB | | 3 | | | | | | | |
| 1963 | AP | UPI | | FC | | | | FN | |
| Jim Kelly, E | | 1 | | 1 | | | | 1 | |
| Bob Lehmann, G | | 2 | | 3 | | | | | |
| 1964 | AP | UPI | NEA | FC | SN | L | T | CP | FN |
| John Huarte, QB | 1 | 1 | | 2 | | | | 1 | 1 |
| Jack Snow, E | 2 | 1 | 1 | 1 | 1 | 1 | 1 | 1 | 1 |
| Jim Carroll, LB | | 2 | | 3 | 1 | | | 1 | 1 |
| Tony Carey, DB | | | 2 | | | | | | |
| Kevin Hardy, DT | | | 3 | | | | | | |
| 1965 | AP | UPI | NEA | FC | SN | L | | | FN |
| Dick Arrington, G | 1 | 1 | 1 | 1 | | 1 | | | 1 |
| Nick Rassas, DB | 1 | 1 | 1 | | 1 | 1 | | | 1 |
| Tom Regner, G | | | 2 | | | | | | |
| Jim Lynch, LB | | | 2 | | | | | | |
| 1966 | AP | UPI | NEA | FC | SN | L | T | CP | FN |
| †Nick Eddy, HB | 1 | 1 | 1 | 1 | 2 | 1 | | 1 | 1 |
| †Jim Lynch, LB | 1 | 1 | 1 | 1 | 1 | 1 | 1 | 1 | 1 |
| Tom Regner, G | 1 | 1 | 1 | 1 | 1 | | | 1 | 1 |
| Alan Page, DE | 2 | 2 | 1 | | 1 | 1 | 1 | 1 | 1 |
| Pete Duranko, DT | 3 | 1 | | 1 | 2 | | | | |
| Kevin Hardy, DT | 2 | 2 | 3 | | 1 | | 1 | | 1 |
| Jim Seymour, E | 3 | 2 | 2 | | 3 | | | | 1 |

| Paul Seiler, T | | | 3 | | | | | 2 | | |
|---------------------|----|-----|-----|----|----|----|----|-----|-----|-----|
| George Goeddeke, C | 3 | 2 | 3 | | | | | 3 | | |
| Tom Schoen, DB | 3 | 2 | | | | | | | | |
| Larry Conjar, FB | 3 | 3 | | | | | 3 | | 1 | |
| Terry Hanratty, QB | 3 | | 3 | | | | | | | |
| 1967 | AP | UPI | FC | SN | L | T | CP | | | |
| Tom Schoen, DB | 1 | 1 | 1 | 1 | 1 | 1 | 1 | | | |
| Kevin Hardy, DE | 1 | 1 | | 1 | 1 | 2 | | | | |
| Jim Seymour, E | | 1 | | | | | | 1 | | |
| Mike McGill, LB | | | | 2 | | | | 1 | | |
| John Pergine, LB | | 2 | | | | | | | | |
| Dick Swatland, G | | | | | | | | 2 | | |
| Jim Smithberger, DB | | | | 2 | | | | | | |
| 1968 | AP | UPI | NEA | FC | SN | L | T | CP | FN | WCF |
| George Kunz, T | 2 | 1 | 1 | 1 | 1 | 1 | 1 | 1 | 1 | 1 |
| Terry Hanratty, QB | 1 | 1 | 2 | 1 | 1 | 1 | 1 | 1 | 1 | 1 |
| Jim Seymour, E | 2 | 1 | | 1 | 1 | | | 2 | | 1 |
| 1969 | AP | UPI | NEA | FC | SN | L | T | CP | FN | WCF |
| †Mike McCoy, DT | 1 | 1 | 1 | 1 | 1 | 1 | 1 | 1 | 1 | 1 |
| Jim Reilly, T | | | 2 | 1 | 2 | | | | | |
| Larry DiNardo, G | 3 | 1 | | | | | | | 2 | 1 |
| Bob Olson, LB | 2 | | | | | | | 2 | | |
| Mike Oriard, C | | | | | | 2 | | | | |
| 1970 | AP | UPI | NEA | FC | SN | L | CP | FN | WCF | |
| Larry DiNardo, G | 1 | 1 | 2 | 1 | 1 | 1 | 1 | 1 | 1 | |
| Tom Gatewood, E | | 1 | 1 | 1 | 2 | 1 | 1 | 1 | 1 | |
| Clarence Ellis, DB | | 1 | 1 | | | | | | | |
| Joe Theismann, QB | 1 | 2 | 2 | | | | | 2 | 1 | |
| 1971 | AP | UPI | NEA | FC | SN | L | T | FN | WCF | |
| †Walt Patulski, DE | 1 | 1 | 1 | 1 | 1 | 1 | 1 | 1 | 1 | |
| Clarence Ellis, DB | 1 | 1 | 1 | | 1 | | | 1 | 1 | |
| Tom Gatewood, E | | 2 | | | | | | 1 | | |
| Mike Kadish, DT | | | | | 1 | | | | | |
| 1972 | AP | UPI | NEA | FC | SN | FW | T | FN | WCF | |
| †Greg Marx, DT | 1 | 1 | 1 | 1 | 1 | 1 | 1 | 1 | 1 | |
| John Dampeer, OT | | | | | | | | 1 | | |
| 1973 | AP | UPI | NEA | FC | SN | FW | T | FN | WCF | |
| Dave Casper, TE | 2 | 1 | 1 | 1 | | 1 | | | 1 | |
| Mike Townsend, DB | 1 | 1 | 1 | | 1 | 1 | 1 | 1 | 1 | |
| 1974 | AP | UPI | NEA | FC | SN | FW | T | FN | WCF | |
| Pete Demmerle, SE | 1 | 1 | 1 | 1 | | | | | 1 | |
| Mike Fanning, DT | 2 | | 1 | | 1 | | | 1 | 1 | |
| Gerry DiNardo, G | | 1 | | 1 | | | | | 1 | |
| Tom Clements, QB | | | | | | | 1 | | 2 | |
| Greg Collins, LB | | 2 | | | | | | | 2 | |
| Steve Niehaus, DT | | | | | | | | | 1 | |
| Steve Sylvester, OT | | 3 | | | | | | | 3 | |
| 1975 | AP | UPI | NEA | FC | SN | FW | T | FN | WCF | |
| †Steve Niehaus, T | 1 | 1 | 1 | 1 | 1 | 1 | 1 | 1 | 1 | |
| Ken MacAfee, TE | | 1 | | | | | | | | |
| Luther Bradley, DB | | | | | | | | | 1 | |
| 1976 | AP | UPI | NEA | FC | SN | FW | | FN | WCF | |
| †Ross Browner, DE | 1 | 1 | 1 | 1 | 1 | 1 | | 1 | 1 | |
| Ken MacAfee, TE | | 1 | | 1 | | 1 | | | 1 | |
| Luther Bradley, DB | | | 2 | | | | | 1 | 1 | |
| Willie Fry, DE | | | | | | | | | 2 | |
| 1977 | AP | UPI | NEA | FC | SN | FW | FN | WCF | CW | |
| †Ross Browner, DE | 1 | 1 | 1 | 1 | 1 | 1 | 1 | 1 | 1 | |
| †Ken MacAfee, TE | 1 | 1 | 1 | 1 | 1 | 1 | 1 | 1 | 1 | |
| Luther Bradley, DB | 2 | 1 | 2 | 1 | | | | 1 | 1 | |
| Ernie Hughes, G | | 2 | | | | | | | | |
| Bob Golic, MG | 2 | 2 | | | | 2 | | | | |
| Willie Fry, DE | | 2 | | | | | | | | |
| Ted Burgmeier, DB | | | | | | | 2 | | | |
| 1978 | AP | UPI | NEA | FC | SN | FW | FN | WCF | | |
| †Bob Golic, LB | 1 | 1 | 2 | 1 | | 1 | 2 | 1 | | |
| Dave Huffman, C | 2 | 1 | | 1 | 1 | 1 | 1 | 1 | | |

| 1979 | AP | UPI | NEA | FC | SN | FW | FN | WCF | | |
|---------------------------|----|-----|-----|----|----|----|----|-----|----|--------|
| Vagas Ferguson, HB | 2 | 1 | 2 | 1 | | 1 | 1 | 1 | | |
| Tim Foley, OT | 2 | 1 | 1 | | 1 | | | 2 | | |
| Bob Crable, LB | 3 | | | | | | | 3 | | |
| 1980 | AP | UPI | NEA | FC | SN | FW | FN | WCF | | |
| †John Scully, C | 1 | 1 | 1 | 1 | 1 | 1 | 1 | 1 | | |
| Bob Crable, LB | 2 | 1 | 1 | 1 | 1 | | | 1 | 1 | |
| Scott Zettek, DE | 1 | | | | | | | 1 | | |
| Harry Oliver, K | | | | | | | | 3 | | |
| 1981 | AP | UPI | NEA | FC | SN | FW | FN | WCF | | |
| Bob Crable, LB | 1 | 1 | | 1 | 1 | | | 1 | 1 | |
| John Krimm, CB | | | 1 | | 1 | | | | | |
| Dave Duerson, CB | | | | | | | | 3 | | |
| 1982 | AP | UPI | NEA | FC | SN | FW | FN | WCF | CW | |
| Dave Duerson, FS | | | | | | 1 | 1 | | 1 | |
| Tony Hunter, TE | | | 1 | | | | | | | |
| Mark Zavagnin, LB | 3 | | | | | | | 2 | | |
| Mike Johnston, K | | | | | | | | 3 | | |
| 1983 | AP | UPI | NEA | FC | SN | FW | FN | WCF | CW | |
| Allen Pinkett, TB | 2 | 2 | | | 1 | | 1 | | | |
| Larry Williams, OT | | | | | | | | 2 | | |
| Mike Shiner, OT | | | | | | | | | 1 | |
| 1984 | AP | UPI | NEA | FC | SN | FW | FN | WCF | CW | |
| Mark Bavaro, TE | 1 | | | | | | | | | |
| Larry Williams, OG | 3 | 2 | | | | | | 3 | | |
| Mike Gann, DT | | | 2 | | | | | | | |
| Mike Kelley, C | | | | | | 2 | | | | |
| 1985 | AP | UPI | NEA | FC | SN | FW | FN | WCF | CW | |
| Allen Pinkett, TB | | | | | | | | 1 | | |
| Tim Scannell, OG | | | | | | | | 2 | | |
| 1986 | AP | UPI | NEA | FC | SN | FW | FN | WCF | CW | |
| Tim Brown, FL | 1 | 1 | | | 1 | | 1 | | 1 | |
| Wally Kleine, DT | | | | | | | | 2 | | |
| Cedric Figaro, OLB | | | | | | | | 3 | | |
| 1987 | AP | UPI | NEA | FC | SN | FW | FN | WCF | CW | |
| †Tim Brown, FL | 1 | 1 | 1 | 1 | 1 | 1 | 1 | 1 | 1 | |
| Chuck Lanza, C | 2 | 2 | | | | | | 1 | | |
| Ned Bolcar, LB | 2 | | | | | | | 3 | | |
| Cedric Figaro, LB | | | | | | | | 3 | | |
| 1988 | AP | UPI | NEA | FC | SN | FW | FN | WCF | CW | |
| Frank Stams, DE | 1 | 1 | 2 | | 2 | | 1 | | 2 | |
| Andy Heck, OT | 1 | 1 | 1 | | 1 | | 1 | | 2 | |
| Michael Stonebreaker, LB | 1 | 2 | 1 | | 2 | 1 | 1 | 1 | 1 | |
| Chris Zorich, DT | | | 1 | | | | | 3 | | |
| Wes Pritchett, LB | | | | | 2 | | | | | |
| Ricky Watters, FL | | | | | | | | | 2 | |
| 1989 | AP | UPI | NEA | FC | SN | FW | FN | WCF | CW | |
| †Todd Lyght, CB | 1 | 1 | 1 | 1 | 1 | 1 | 1 | 1 | 1 | |
| Chris Zorich, DT | 1 | 1 | 2 | | 1 | 1 | 1 | 1 | 1 | |
| Raghib Ismail, FL | 1 | 2 | 1 | | 1 | 1 | 1 | | | |
| Tony Rice, QB | | | | | | | | 1 | | |
| Ned Bolcar, LB | | | 2 | | 2 | | | | | |
| Jeff Alm, DT | 2 | | | | | | | 2 | | |
| Tim Grunhard, OG | | | 2 | | | | | | | |
| 1990 | AP | UPI | NEA | FC | SN | FW | FN | WCF | CW | |
| †Raghib Ismail, FL | 1 | 1 | 1 | 1 | 1 | 1 | 1 | 1 | 1 | (3-KR) |
| †Chris Zorich, DT | 1 | 1 | 1 | 1 | 1 | 1 | 1 | 1 | 1 | |
| †Michael Stonebreaker, LB | 1 | 1 | | 1 | 1 | 1 | 2 | 1 | 1 | |
| Todd Lyght, CB | 2 | 1 | 1 | 1 | | | | 2 | 1 | 1 |
| Mike Heldt, C | 3 | 2 | 2 | | | | | 1 | 2 | |
| 1991 | AP | UPI | NEA | FC | SN | FW | FN | WCF | CW | |
| Mirko Jurkovic, OG | 2 | 1 | 1 | | 1 | | 1 | 1 | 1 | |
| Derek Brown, TE | | | 1 | | | | | 3 | 1 | |
| Demetrius DuBose, LB | | | 2 | | | | | 1 | | |
| Jerome Bettis, FB | | | 2 | | | | | 2 | 2 | |
| 1992 | AP | UPI | NEA | FC | SN | FW | FN | WCF | CW | |
| Aaron Taylor, OG | 1 | 1 | | | 1 | | 1 | 1 | 2 | |
| Reggie Brooks, TB | 2 | 2 | 2 | | 2 | | 2 | 2 | 2 | |
| Rick Mirer, QB | | | | | | | | 2 | | |
| Tom Carter, CB | 3 | | | | | | | 3 | | |
| Irv Smith, TE | | | 2 | | | | | | | |
| Lindsay Knapp, OT | | | | | | | | | 1 | |

| 1993 | AP | UPI | NEA | FC | SN | FW | FN | WCF | CW | |
|---------------------|----|-----|-----|-----|----|------|-----|-----|----|--|
| †Aaron Taylor, OT | 1 | 1 | 1 | 1 | 1 | 1 | 1 | 1 | 1 | |
| Jeff Burris, CB | 1 | 1 | 1 | | 2 | | 1 | 1 | 2 | |
| Tim Ruddy, C | 2 | 2 | | | | | 2 | 1 | | |
| Bryant Young, DT | 2 | 2 | | | 1 | | 2 | 1 | | |
| Bobby Taylor, FS | 3 | | 1 | | 1 | 1 | 2 | 3 | | |
| 1994 | AP | UPI | NEA | FC | SN | FW | FN | WCF | CW | |
| Bobby Taylor, CB | 3 | 1 | | 1 | 1 | | 1 | 1 | 1 | |
| 1995 | AP | UPI | NEA | FC | SN | FW | FN | WCF | CW | |
| Ryan Leahy, OG | | | 3 | | | | | | | |
| Derrick Mayes, SE | 3 | | | | | | | 2 | | |
| Dusty Zeigler, OG | | | 2 | | | | | | | |
| 1996 | AP | NEA | FC | SN | FW | FN | WCF | CW | | |
| Jeremy Akers, OG | | | | | | | | 2 | | |
| 1998 | AP | NEA | FC | SN | FW | FN | WCF | CW | | |
| Mike Rosenthal, OT | 2 | 2 | | | | 2 | 1 | 2 | | |
| Autry Denson, TB | 2 | | | | | | | | | |
| 2000 | AP | NEA | FC | SN | FW | FN | WCF | CW | | |
| Anthony Denman, ILB | 2 | | | 2 | | 3 | | 2 | | |
| Mike Gandy, OG | | | | 3 | | | | | | |
| 2002 | AP | FW | FC | WCF | SN | ESPN | | | | |
| †Shane Walton, CB | 1 | 1 | 1 | 1 | 1 | 1 | | | | |
| Jeff Faine, C | 2 | | | | 1 | 1 | | | | |
| Courtney Watson, LB | | | | 2 | 3 | 1 | | | | |
| Vontez Duff, CB | 3 | | | | | | | | | |
| 2005 | AP | FW | FC | WCF | SN | ESPN | SI | | | |
| Jeff Samardzija, WR | 2 | 1 | 2 | 2 | 1 | 1 | 1 | | | |
| Brady Quinn, QB | 3 | | | | | | | | | |
| Tom Zbikowski, S | 3 | | | | | | | | | |
| 2006 | AP | FW | FC | WCF | SN | ESPN | SI | R | | |
| Jeff Samardzija, WR | 2 | 1 | | 2 | | | | 2 | | |
| Brady Quinn, QB | 2 | | | | | | | 2 | 2 | |
| Tom Zbikowski, S | 3 | | | 2 | | | | | | |
| John Carlson, TE | | | | | 2 | | | 2 | | |

†Unanimous selection on official teams.

Key to Abbreviations

| | |
|------|---|
| AA | All-America Board (1924-55) |
| AP | Associated Press (since 1925) |
| C | Walter Camp (in <i>Harper's Weekly</i> 1897, in <i>Collier's</i> 1898-1924) |
| COL | <i>Collier's</i> (Walter Camp's selections to 1925; Grantland Rice 1925-47; American Football Coaches Association 1948-56) |
| CP | Central Press (1963-70) |
| CW | <i>College & Pro Football Newsweekly</i> (1977, 1982-present) |
| ESPN | ESPN.com |
| FBW | <i>Football World</i> (1920-25) |
| FC | American Football Coaches Association (in <i>Saturday Evening Post</i> 1945-47, in <i>Collier's</i> 1948-56, sponsored by General Mills 1957-59, by Kodak from 1960-93 and by Schooner's International in 1994) |
| FN | <i>Football News</i> |
| FW | Football Writers Association of America (in <i>Look</i> 1946-70) |
| INS | International News Service (merged with United Press in 1958 to form UPI) |
| L | <i>Look</i> (Football Writers Association of America selections 1946-70) |
| LIB | <i>Liberty</i> (1924-25, 1931-41) |
| M | Frank Menke Syndicate (through 1920) |
| NA | North American Newspaper Alliance (1927-37) |
| NEA | Newspaper Enterprise Association (since 1917) |
| NW | <i>Newsweek</i> (1937-42) |
| R | Rivals.com |
| SI | Sports Illustrated.com |
| SN | <i>The Sporting News</i> (since 1934) |
| T | <i>Time</i> |
| UP | United Press (merged with International News Service in 1958 to form UPI) |
| UPI | United Press International (1959-95; merger of INS and UP in 1958) |
| WCF | Walter Camp Football Foundation |

INTRO
 '07 OUTLOOK
 '07 PLAYERS
 '07 COACHES
 '06 RECAP
 HISTORY & RECORDS
 THIS IS NOTRE DAME
 WEB GUIDE
 MEDIA

COLLEGE FOOTBALL HALL OF FAME



The National Football Foundation each year honors former college football players and coaches who rank among the greats in the game and inducts them into its Hall of Fame.

Since inductions began in 1951, 42 former Notre Dame players and five former coaches have been honored as Hall of Fame selections — more than the number provided by any other institution.

The most recent Notre Dame inductee was former two-time All-America defensive tackle Chris Zorich. A three-year starter at defensive tackle for the Irish, Zorich left Notre Dame as one of the most decorated defensive players in school history. He was a two-time All-American, earning unanimous first-team All-America accolades as a senior in 1990. Zorich was named United Press International Lineman of Year for 1989 and was chosen CBS Sports/Chevrolet Defensive Player of the Year for 1990. He was selected as the 1990 Lombardi Award recipient, given annually to the outstanding lineman in college football, and was a finalist for the Outland Trophy that year, too. Zorich started at nose tackle on the 1988 national championship team and finished his Notre Dame career with 219 tackles, including 21 tackles for loss.

Zorich was drafted in the second round of the 1991 NFL Draft by Chicago and played for the Bears through the 1996 season. His stay in Chicago was highlighted in 1993 when he was named an alternate to the NFC Pro Bowl team. Zorich played for the Washington Redskins in 1997 before retiring from the NFL to pursue a law degree at Notre Dame.

On Dec. 4, 2007, Zorich and 11 other former All-America college football players and two past head coaches will be inducted into the Hall of Fame as part of the National Football Foundation and College Hall of Fame's 50th annual awards dinner at the Waldorf-Astoria Hotel in New York City. The class will be permanently enshrined at the College Football Hall of Fame in South Bend in August 2008.

2007 College Hall of Fame Inductees

| Player | School | Position | Years |
|------------------|---------------------|------------------|---------|
| Tom Brahaney | Oklahoma | Center | 1970-72 |
| Dave Brown | Michigan | Defensive Back | 1972-74 |
| Jeff Davis | Clemson | Linebacker | 1978-81 |
| Doug Flutie | Boston College | Quarterback | 1981-84 |
| Johnnie Johnson | Texas | Safety | 1976-79 |
| Rex Kern | Ohio State | Quarterback | 1968-70 |
| Ahmad Rashad | Oregon | RB/WR | 1969-71 |
| Anthony Thompson | Indiana | Running Back | 1986-89 |
| Wilson Whitley | Houston | Defensive Tackle | 1973-76 |
| Reggie Williams | Dartmouth | Linebacker | 1973-75 |
| Richard Wood | Southern California | Linebacker | 1972-74 |
| Chris Zorich | Notre Dame | Defensive Tackle | 1987-90 |

| Coach | Schools | Years | Record |
|---------------|------------------|--------------|-----------|
| Herb Deromedi | Central Michigan | 1978-93 | 110-55-10 |
| Joe Paterno | Penn State | 1966-Present | 363-121-3 |

Notre Dame College Football Hall of Fame Inductees

Coaches

| Year | Coach | Record | Years Coached |
|------|----------------|----------|----------------|
| 1951 | Knute Rockne | 105-12-5 | 1918-30 |
| 1970 | Frank Leahy | 87-11-9 | 1941-43, 46-53 |
| 1971 | Jesse Harper | 34- 5-1 | 1913-17 |
| 1980 | Ara Parseghian | 95-17-4 | 1964-74 |
| 1985 | Dan Devine | 53-16-1 | 1975-80 |

Players

| Year | Player | Position | Years Played |
|------|---------------------------|----------|----------------|
| 1951 | George Gipp | HB | 1917-20 |
| 1951 | Elmer Layden | FB | 1922-24 |
| 1954 | Frank Carideo | QB | 1928-30 |
| 1958 | Harry Stuhldreher | QB | 1922-24 |
| 1960 | John Lujack | QB | 1943, 46-47 |
| 1963 | George Connor | OT | 1946-47 |
| 1965 | Jack Cannon | G | 1927-29 |
| 1966 | Edgar (Rip) Miller | OT | 1922-24 |
| 1966 | Jim Crowley | HB | 1922-24 |
| 1968 | Adam Walsh | C | 1922-24 |
| 1970 | Don Miller | HB | 1922-24 |
| 1971 | Louis (Red) Salmon | FB | 1900-03 |
| 1972 | Angelo Bertelli | QB | 1941-43 |
| 1972 | Ray Eichenlaub | FB | 1911-14 |
| 1973 | Leon Hart | TE | 1946-49 |
| 1974 | Marchy Schwartz | HB | 1929-31 |
| 1974 | Heartley (Hunk) Anderson | OG | 1918-21 |
| 1975 | John (Clipper) Smith | OG | 1925-27 |
| 1976 | Creighton Miller | HB | 1941-43 |
| 1977 | Zygmunt (Ziggy) Czarowski | OT | 1942-43, 46-47 |
| 1978 | Frank (Nordy) Hoffmann | OG | 1930-31 |
| 1979 | John Lattner | HB | 1951-53 |
| 1982 | Bert Metzger | OG | 1928-30 |
| 1983 | Bill (Moose) Fischer | OG | 1945-48 |
| 1983 | Bill Shakespeare | HB | 1933-35 |
| 1984 | Emil (Red) Sitko | HB | 1946-49 |
| 1985 | Paul Hornung | QB | 1954-56 |
| 1985 | Fred Miller | T | 1926-28 |
| 1987 | Tommy Yarr | C | 1929-31 |
| 1988 | Bob Williams | QB | 1948-50 |
| 1990 | Wayne Millner | E | 1933-35 |
| 1992 | Jim Lynch | LB | 1964-66 |
| 1993 | Alan Page | DE | 1964-66 |
| 1994 | Jerry Groom | C / LB | 1948-50 |
| 1995 | Jim Martin | E/T | 1946-49 |
| 1997 | Ken MacAfee | TE | 1974-77 |
| 1999 | Ross Browner | DE | 1973, 1975-77 |
| 2000 | Bob Dove | E | 1940-42 |
| 2001 | Ralph Guglielmi | QB | 1951-54 |
| 2004 | Joe Theismann | QB | 1968-70 |
| 2005 | John Huarte | QB | 1962-64 |
| 2007 | Chris Zorich | DT | 1987-90 |

PRO FOOTBALL HALL OF FAME

Former Notre Dame All-American tight end Dave Casper, a 10-year National Football League veteran of the Oakland/Los Angeles Raiders, became the ninth Irish player inducted into the National Professional Football Hall of Fame as a member of the class of 2002.

It marked the third straight year a former Notre Dame player was inducted at the Canton, Ohio, ceremony. Joe Montana (San Francisco 1979-92, Kansas City 1993-94) was inducted in 2000 and Nick Buoniconti (Boston 1962-68, Miami 1969-74, 1976) stepped up to the podium in 2001.

Casper's induction on August 3, 2002, pushed the number of former Notre Dame players in the NFL Hall of Fame to nine, second-most among all schools behind USC's 11. Casper played six and a half seasons with the Raiders to begin his professional career, earning All-Pro and All-AFC honors four times and participated in four Pro Bowls. He was traded to the Houston Oilers and reunited with his quarterback from the Raiders, Ken Stabler while earning his fifth Pro Bowl appearance. After a brief stint with the Minnesota Vikings, Casper finished his career back on the West Coast with the Raiders.

Nicknamed "The Ghost" by his Raiders teammates, Casper is well known for his "Ghost to the Post" 42-yard reception that set up the tying field goal in an eventual 37-31 double overtime playoff victory over Baltimore. Casper also played a role in "The Holy Roller" in 1978, helping a fumbled ball across the goal line with his foot to defeat San Diego in the final minutes of the game.

Joining Casper in the 2002 Hall of Fame induction class were George Allen, Dan Hampton, Jim Kelly and John Stallworth.

Some of the greatest names in professional football have appeared on the gridiron wearing a Notre Dame football jersey. Curly Lambeau was a charter member of the Hall in 1963 as a founder, player and coach for the Green Bay Packers from 1919-1949. Lambeau lettered for the 1918 Notre Dame football team. Montana, who is among those mentioned as the greatest quarterbacks to play the game, won a National Championship at Notre Dame in 1977 and four Super Bowl titles with the San Francisco 49ers. One of Notre Dame's seven Heisman Trophy winners, Paul Hornung, was inducted into the Hall in 1986, and 1988 welcomed "Purple People Eater" and Minnesota Supreme Court Justice Alan Page (Minnesota 1967-78, Chicago 1978-81) into the Hall of Fame.



A complete list of the former Notre Dame players inducted into the Pro Football Hall of Fame in Canton, Ohio, by years of induction (year(s) played at Notre Dame):

- 1963: Curly Lambeau (1918), Green Bay Packer 1919-49
- 1964: George Trafton (1919), Chicago Bears 1920-22
- 1968: Wayne Millner (1933-35), Boston and Washington Redskins, 1936-41, 1945
- 1975: George Connor (1946-47), Chicago 1948-55
- 1986: Paul Hornung (1954-56), Green Bay 1957-62, 1964-66
- 1988: Alan Page (1964-66), Minnesota 1967-78, Chicago 1978-81
- 2000: Joe Montana (1975, 1977-78), San Francisco 1979-92, Kansas City 1993-94
- 2001: Nick Buoniconti (1959-61), Boston 1962-68, Miami 1969-74, 1976
- 2002: Dave Casper (1971-73), Oakland 1974-80, 1984, Houston 1980-83, Minnesota 1983

* The Pro Football Hall of Fame considers John "Blood" McNally as the 10th former Notre Dame football player enshrined in Canton, Ohio.



A large banner of former Notre Dame player Joe Montana (above) – along with banners depicting fellow 2000 inductees Howie Long, Ronnie Lott, Dan Rooney and Dave Wilson – adorned the exterior of the football stadium at the Professional Football Hall of Fame in anticipation of the July 2000 ceremonies. Eight other former Irish players are enshrined in the Hall, including former greats Curly Lambeau (top photo) and George Connor (left). (Photos by Pete LaFleur)

INTRO

07 QUILT BOOK

07 PLAYERS

07 COACHES

06 REVIEW

HISTORY & RECORDS

THIS IS NOTRE DAME

WEB COMP

MEDIA

HONORS AND ACCOLADES

Rotary Lombardi Award

The Rotary Club of Houston presents the Lombardi Award to the outstanding college lineman of the year.

Since the award was first presented following the 1970 season, four Notre Dame football players have received the granite block trophy:

| | | |
|------|----|---------------|
| 1971 | DE | Walt Patulski |
| 1977 | DE | Ross Browner |
| 1990 | DT | Chris Zorich |
| 1993 | OL | Aaron Taylor |

Other Notre Dame players voted finalists for the award include offensive guard Larry DiNardo in 1970, defensive tackle Steve Niehaus in 1975, Browner in 1976, tight end Ken MacAfee in 1977, linebacker Bob Crable in 1981 and Zorich in 1989. Offensive guard Aaron Taylor, the 1993 winner, was one of 12 semifinalists in 1992.

The award is presented to the offensive or defensive lineman who best combines athletic performance with the discipline of Vince Lombardi, the former Green Bay Packer coach and a member of Fordham's "Seven Blocks of Granite" from the 1930s.

The recipient is selected by a national panel of more than 400 coaches and media members. Twelve players are initially nominated for the award, then the field is reduced to four finalists who appear at the December dinner, proceeds from which go to the American Cancer Society.

Outland Trophy

The Outland Trophy is presented annually to the outstanding interior lineman (guard, tackle or center) on either offense or defense in collegiate football by the Football Writers Association of America.

Since the inception of the award in 1946, three Notre Dame football players have been honored:

| | | |
|------|----|---------------|
| 1946 | OT | George Connor |
| 1948 | OG | Bill Fischer |
| 1976 | DE | Ross Browner |

Aaron Taylor was one of three finalists for the award in 1993.

The award is named for a Kansas City surgeon and former University of Pennsylvania All-America lineman from 1897, Dr. John H. Outland, who felt linemen did not receive the recognition they deserved. The FWAA selects three finalists from its All-America team with representation from the Omaha Sports Committee including the final selection.

Walter Camp Player of the Year

The Walter Camp Football Foundation annually presents a player-of-the-year award to the top individual in collegiate football.

Awarded beginning in 1967, the player of the year is honored each year in conjunction with the Walter Camp Football Foundation All-America team. Three Notre Dame football players have received the player-of-the-year honor:

| | | |
|------|----|---------------|
| 1977 | TE | Ken MacAfee |
| 1987 | FL | Tim Brown |
| 1990 | FL | Raghib Ismail |

The award is named after the man who became Yale's first head football coach in 1888. It is presented at the annual Walter Camp awards dinner in February in New Haven, Conn. Brady Quinn was a finalist for that award in 2005 and 2006.

Timmie Award

The Touchdown Club of Washington, D.C. presents the Timmie Award, in memory of Walter Camp, to the college back of the year. As a player/coach at Yale, Camp collaborated with columnist Caspar Whitney to select the first All-America team in 1889. Camp is a member of the Touchdown Club Hall of Fame, the oldest football hall of fame in the country. Seven Notre Dame football players have been bestowed the honor including:

| | |
|---------------------------|--------------------------|
| Angelo Bertelli – in 1943 | Ralph Guglielmi – in '54 |
| John Lujack – in '47 | Paul Hornung – in '56 |
| Emil Sitko – in '49 | Tim Brown – in '87 |
| John Lattner – in '53 | |

Lattner tied for the 1953 award with Alan Ameche of Wisconsin, Paul Giel of Minnesota and Bernie Faloney of Maryland.

Maxwell Award

The Maxwell Memorial Football Club of Philadelphia annually presents the Maxwell Award to the top college football player in the nation. Four Notre Dame players have been voted the award, with John Lattner winning the award in successive seasons:

| | | |
|------|----|--------------|
| 1949 | TE | Leon Hart |
| 1952 | HB | John Lattner |
| 1953 | HB | John Lattner |
| 1966 | LB | Jim Lynch |
| 1977 | DE | Ross Browner |
| 2006 | QB | Brady Quinn |

Hart was only the second lineman ever to receive the Maxwell Award, named after Robert W. "Tiny" Maxwell, a Philadelphia native and former All-America guard at Swarthmore and Chicago who went on to a career that included professional football, coaching and sportswriting. The award has been presented since 1937. Brady Quinn won the Maxwell Award in 2006 and was a finalist in 2005.

Nick Pietrosante Award

The Nick Pietrosante Award is presented each year to the Notre Dame player who best exemplifies the courage, loyalty, teamwork, dedication and pride of the late Irish All-America fullback. The award is determined by a vote of the players. Pietrosante, a native of Ansonia, Conn., played for the Irish from 1956-58 and won first team All-America honors as a senior from the American Football Coaches Association and *Look* magazine. He led the Irish in rushing in his junior and senior seasons with 449 yards on 90 carries in 1957 and 117 carries for 549 yards in '58. He was a first-round National Football League draft pick of the Detroit Lions in '59 and played for that team from 1959-65 and then for the Cleveland Browns from 1966-67. Pietrosante died of cancer on Feb. 6, 1988.

| | | |
|------|-------|--|
| 1988 | T | Andy Heck |
| 1989 | FB | Anthony Johnson |
| 1990 | NG | Chris Zorich |
| 1991 | FB | Ryan Mihalko |
| 1992 | LB | Demetrius DuBose |
| 1993 | OT | Aaron Taylor |
| 1994 | NG | Oliver Gibson and ILB Justin Goheen |
| 1995 | WR | Richard Rolle |
| 1996 | TE | Kevin Carretta |
| 1997 | DE | Melvin Dansby |
| 1998 | ILB | Bobbie Howard |
| 1999 | DE | Lamont Bryant |
| 2000 | FL/PR | Joey Getherall |
| 2001 | LB | Tyreo Harrison |
| 2002 | C | Jeff Faine |
| 2003 | DT | Darrell Campbell |
| 2004 | LB | Derek Curry |
| 2005 | | S Tom Zbikowski, WR Maurice Stovall, LB Corey Mays and TE Anthony Fasano |
| 2006 | LB | Travis Thomas |

Moose Krause Lineman of the Year

Awarded since 1986, the Lineman of the Year Award is presented by the Moose Krause Chapter of the National Football Foundation and Hall of Fame to Notre Dame's most exceptional lineman. Victor Abiamiri became the first player to ever win the award twice and did so in consecutive seasons (2005 and 2006).

| | | |
|------|----|----------------|
| 1986 | DE | Robert Banks |
| 1987 | C | Chuck Lanza |
| 1988 | DE | Frank Stams |
| 1989 | DT | Jeff Alm |
| 1990 | NT | Chris Zorich |
| 1991 | OT | Mirko Jurkovic |
| 1992 | OT | Lindsay Knapp |
| 1993 | OT | Aaron Taylor |
| 1994 | NG | Oliver Gibson |
| 1995 | OG | Ryan Leahy |
| 1996 | DE | Renaldo Wynn |
| 1997 | DE | Melvin Dansby |
| 1998 | OT | Mike Rosenthal |

| | | |
|------|----|-----------------|
| 1999 | DT | Brad Williams |
| 2000 | NG | Lance Legree |
| 2001 | DE | Anthony Weaver |
| 2002 | DE | Ryan Roberts |
| 2003 | NG | Cedric Hilliard |
| 2004 | DT | Greg Pauly |
| 2005 | DE | Victor Abiamiri |
| 2006 | DE | Victor Abiamiri |

Guardian Insurance Guardian of the Year Award

The Guardian of the Year Award, presented by the Guardian Insurance Company, is presented annually to Notre Dame's top offensive lineman. Last year, Ryan Harris became the first player to ever win the award more than once.

| | | |
|------|---|---------------|
| 2000 | G | Mike Gandy |
| 2001 | C | Jeff Faine |
| 2002 | G | Sean Mahan |
| 2003 | T | Jim Molinaro |
| 2004 | T | Ryan Harris |
| 2005 | G | Dan Stevenson |
| 2006 | T | Ryan Harris |

Hesburgh/Joyce Scholarship

The Hesburgh/Joyce Hall of Fame Scholarship, presented by the National Football Foundation, was a post-graduate study grant given previously to a walk-on who contributed significantly to the success of the football program.

| | | |
|------|----|----------------|
| 1988 | K | Reggie Ho |
| | E | Brad Alge |
| 1989 | FS | Doug DiOrio |
| | LB | Chris Shey |
| 1990 | CB | Jerry Bodine |
| 1991 | WR | Jeff Baker |
| 1992 | QB | Matt Johnson |
| 1993 | OG | Jason Beckwith |

Johnny Unitas Golden Arm Award

The Baltimore chapter of the National Football Foundation and Hall of Fame annually honors the nation's top quarterback.

Rick Mirer was selected as one of the six finalists for the award in 1992.

| | | |
|------|----|-------------|
| 1989 | QB | Tony Rice |
| 2006 | QB | Brady Quinn |

Other Awards

Although Notre Dame has had only one individual win any of the more recently-originated awards, several Irish players have been finalists for those honors.

In 2005, junior Brady Quinn was named the top passer in the country via the **Sammy Baugh Award**, awarded by the Columbus (Ohio) Touchdown Club.

Irish cornerback Shane Walton, along with Arizona State's Terrell Suggs, Kansas State's Terence Newman, Georgia's David Pollard and Maryland's E.J. Henderson, was a finalist for the 2002 **Bronko Nagurski Award** given to the nation's outstanding defensive player. Walton was the first Notre Dame player ever named a finalist for the award.

In 1992, Irish quarterback Rick Mirer was one of 10 finalists for the **Davey O'Brien Award**, presented since 1977 by the Fort Worth Club to the top quarterback in the country. The award originated in 1977 and went to the best player from Texas, Oklahoma, Arkansas, Louisiana or New Mexico, but in 1981 it was limited to quarterbacks and expanded to include the entire country. The award is named after former TCU star Davey O'Brien. Quarterback Tony Rice was a finalist in both 1988 and 1989 as was Brady Quinn in 2005 and 2006.

Cornerback Bobby Taylor was one of three finalists for the 1993 **Jim Thorpe Award**, presented since 1988 by the Jim Thorpe Association of Oklahoma City to the top defensive back in the nation. The award is named after former Carlisle standout Jim Thorpe, a native Oklahoma Indian. Cornerback Todd Lyght was one of three finalists in 1989.

Linebacker Michael Stonebreaker finished third in the voting in 1988 and 1990 for the **Butkus Award**, presented since 1985 to the top linebacker in the country by the Downtown Athletic Club of Orlando. The award is named for former Illinois All-American Dick Butkus. Courtney Watson was one of three finalists for the award in 2002, losing to eventual winner E.J. Henderson of Maryland.

The first Irish player to finish as a finalist for the Doak Walker National Running Back Award was tailback Reggie Brooks in 1992. The **Doak Walker Award**, presented first in 1990 by the SMU Athletic Forum, is given to the nation's top running back. Tailback Lee Becton was one of

eight semifinalists for the award in 1993. It is named after SMU's 1948 Heisman Trophy winner and voted on by a panel of media and former college football standouts.

Placekicker Kevin Pendergast in 1993 was named one of eight semifinalists for the second annual **Lou Groza Award**. Presented by the Palm Beach County Sports Commission and named for the Ohio State and Cleveland Browns Hall of Famer, it honors the nation's most instrumental placekicker.

Former All-American WR Jeff Samardzija was one of three finalists for the **Biletnikoff Award** in both 2005 and 2006. In 2005, he set then school records with 77 receptions, 15 touchdowns and 1,249 yards. Samardzija then put together another record-setting season in 2006 with 78 receptions, 12 touchdowns and 1,017 yards. Irish split end Derrick Mayes in 1994 and 1995 also was named a semifinalist for the Biletnikoff Award, presented by the Tallahassee (Fla.) Quarterback Club Foundation since 1994. The award is named after Fred Biletnikoff the former Florida State and Oakland Raider all-star receiver.

In 2002, Irish center Jeff Faine was the first Notre Dame player named a finalist for the **Rimington Award**, given to the nation's outstanding center. Faine was runner-up to Miami's Brett Romberg for the honor.

Cornerback Allen Rossum was one of 17 finalists in 1998 for the inaugural **Mosi Tatupu Special Teams Award**. The award is presented by the Bowl Games of Hawaii, in conjunction with the Quarterback Clubs of Honolulu and Maui.

Linebacker Brandon Hoyte in 2005 was a finalist for the **Wuerffel Trophy** presented by the Fort Walton Beach (Fla.) All Sports Association. Named after former Florida quarterback Danny Wuerffel, the award goes to the college football player who best combines exemplary community service with athletic and academic achievement.

Tight ends Anthony Fasano (2005) and John Carlson (2006) were each finalists for the **John Mackey Award** presented to the top tight end in the country by the Nassau County (N.Y.) Sports Commission.

Notre Dame Monogram Club Most Valuable Player

The Notre Dame Monogram Club MVP award is based on voting by team members.

| | | |
|------|-------------------------------|--------------------------------|
| 1967 | Terry Hanratty (offense) – QB | Tom Schoen (defense) – DHB |
| 1968 | Terry Hanratty (offense) – QB | Bob Kuechenberg (defense) – DE |
| 1969 | Bob Olson – LB | |
| 1970 | Joe Theismann (offense) – QB | Tim Kelly (defense) – LB |
| 1971 | Dan Novakov (offense) – C | Walt Patulski (defense) – DE |
| 1972 | Andy Huff (offense) – FB | Jim O'Malley (defense) – LB |
| 1973 | Dave Casper (offense) – TE | Greg Collins (defense) – LB |
| 1974 | Wayne Bullock (offense) – FB | Greg Collins (defense) – LB |
| 1975 | Al Wujciak (offense) – OG | Steve Niehaus (defense) – DT |
| 1976 | Al Hunter (offense) – HB | Ross Browner (defense) – DE |
| 1977 | Ken MacAfee – TE | |
| 1978 | Joe Montana (offense) – QB | Bob Golic (defense) – LB |
| 1979 | Vagas Ferguson – HB | |
| 1980 | Bob Crable – LB | |
| 1981 | Bob Crable – LB | |
| 1982 | Dave Duerson – SS | |
| 1983 | Allen Pinkett – TB | |
| 1984 | Allen Pinkett – TB | |
| 1985 | Allen Pinkett – TB | |
| 1986 | Tim Brown – FL | |
| 1987 | Tim Brown – FL | |
| 1988 | Tony Rice – QB | |
| 1989 | Tony Rice – QB | |
| 1990 | Raghib Ismail – FL | |
| 1991 | Jerome Bettis – FB | |
| | Rick Mirer – QB | |
| 1992 | Reggie Brooks – TB | |
| 1993 | Jeff Burrell – FS | |
| 1994 | Derrick Mayes – SE | |
| 1995 | Derrick Mayes – SE | |
| 1996 | Renaldo Wynn – DE | |
| 1997 | Autry Denson – TB | |
| 1998 | Autry Denson – TB | |
| 1999 | Jarius Jackson – QB | |
| 2000 | Anthony Denman – LB | |
| 2001 | Anthony Weaver – DE | |
| 2002 | Shane Walton – CB | |
| 2003 | Julius Jones – RB | |
| 2004 | Justin Tuck – DE | |
| 2005 | Brady Quinn – QB | |
| | Jeff Samardzija – WR | |
| 2006 | Brady Quinn – QB | |

INTRO
:07 QUILT BOOK
:07 IN AVERS
:07 COACHES
:06 RECAP
HISTORY & RECORDS
THIS IS NOTRE DAME
WR COMP
MEDIA

Coach of the Year

The American Football Coaches Association (AFCA) in conjunction with Kodak has honored a coach of the year since 1935, and the Football Writers Association of America (FWAA) has done the same since 1957.

Since those awards have been presented, four Notre Dame coaches have been the recipients on five occasions:

| | |
|-------------|--|
| 1941 (AFCA) | Frank Leahy |
| 1964 (FWAA) | Ara Parseghian |
| 1964 (AFCA) | Ara Parseghian (tie with Frank Broyles of Arkansas) |
| 1988 (FWAA) | Lou Holtz |
| 2005 (FWAA) | Charlie Weis |

In 2005, Charlie Weis also was named the national coach of the year by Schutt Sports, he was a finalist for the George Munger College Coach of the Year award (presented by the Maxwell Football Club) and was named the man of the year by the New Jersey Sportswriters Association. Weis also was a Munger Award finalist in 2006.

In 2002, Tyrone Willingham received the George Munger College Coach of the Year award and was named the ESPN/Home Depot College Coach of the Year and the Scripps College Coach of the Year. Willingham also was named sportsman of the year for 2002 by *The Sporting News*.

In 1988, Holtz also was named coach of the year by *The Sporting News*, United Press International, CBS Sports and *Football News*. He was one of four finalists for the FWAA award—named for former Alabama coach Paul “Bear” Bryant—in three straight seasons (1987-88-89).

Holtz was one of three finalists for the 1993 *Football News* coach of the year award.

CoSIDA Academic All-Americans

CoSIDA (College Sports Information Directors of America) and *ESPN The Magazine* each year honor an Academic All-America football team made up of top scholar-athletes from universities around the country.

A 3.2 minimum cumulative grade-point average is required for nomination.

A total of 31 Notre Dame football players have been first-team selections 38 times, including two-time selections Tom Gatewood, Greg Marx, Joe Restic, Greg Dingens and Tim Ruddy and three-time honoree Joe Heap. Ruddy was named team member of the year in 1993. Notre Dame has also had 10 second team selections and one honorable mention member.

First Team

| | | |
|------|-----|-----------------|
| 1952 | HB | Joe Heap |
| 1953 | HB | Joe Heap |
| 1954 | HB | Joe Heap |
| 1954 | TE | Dan Shannon |
| 1955 | FB | Don Schaefer |
| 1958 | E | Bob Wetoska |
| 1959 | G | Ken Adamson |
| 1963 | OG | Bob Lehmann |
| 1966 | OG | Tom Regner |
| 1966 | LB | Jim Lynch |
| 1967 | DHB | Jim Smithberger |
| 1968 | OT | George Kunz |
| 1969 | OT | Jim Reilly |
| 1970 | QB | Joe Theismann |
| 1970 | OG | Larry DiNardo |
| 1970 | SE | Tom Gatewood |
| 1971 | SE | Tom Gatewood |
| 1971 | DT | Greg Marx |
| 1972 | DT | Greg Marx |
| 1973 | TE | Dave Casper |
| 1973 | K | Bob Thomas |
| 1973 | LB | Gary Potempa |
| 1974 | SE | Pete Demmerle |
| 1974 | CB | Reggie Barnett |
| 1977 | TE | Ken MacAfee |
| 1977 | OG | Dave Vinson |
| 1977 | FS | Joe Restic |
| 1978 | FS | Joe Restic |
| 1980 | OG | Bob Burger |
| 1980 | FS | Tom Gibbons |
| 1981 | CB | John Krimm |
| 1984 | DT | Greg Dingens |
| 1985 | DT | Greg Dingens |
| 1987 | P | Vince Phelan |
| 1987 | K | Ted Gradel |

| | | |
|------|----|--------------|
| 1992 | C | Tim Ruddy |
| 1993 | C | Tim Ruddy |
| 2006 | TE | John Carlson |

Second Team

| | | |
|------|----|-----------------|
| 1972 | TE | Dave Casper |
| 1972 | TE | Mike Creaney |
| 1974 | C | Mark Brenneman |
| 1978 | FS | Tom Gibbons |
| 1979 | FS | Tom Gibbons |
| 1979 | OT | Rob Martinovich |
| 1983 | DT | Greg Dingens |
| 1988 | K | Reggie Ho |
| 1994 | C | Mark Zataveski |
| 2002 | SN | John Crowther |

Honorable Mention

| | | |
|------|----|------------|
| 1963 | SE | Tom Taloga |
|------|----|------------|

CoSIDA Academic All-America Hall of Fame

The CoSIDA Academic All-America Hall of Fame recognizes former Academic All-Americans who graduated 10 or more years ago and have community service accomplishments. To be nominated, the candidate must have been an Academic All-American with a cumulative grade point average of at least 3.0 on a 4.0 scale. The inductees are selected by a committee made up of officers of CoSIDA (College Sports Information Directors of America) and the media. The first class of inductees was in 1988 and since then three former Notre Dame football players have been honored.

| | | |
|------|----|---------------|
| 1990 | QB | Joe Theismann |
| 1993 | TE | Dave Casper |
| 1996 | PK | Bob Thomas |
| 2006 | OG | Bob Burger |

Dick Enberg Award

The Dick Enberg Award is given annually to a person whose actions and commitment have furthered the meaning and reach of the CoSIDA Academic All-America Programs and/or the student-athlete while promoting the values of education and academics. Past recipients of this distinguished honor include John Humenik, former assistant athletic director at the University of Florida; Dean Smith, former University of North Carolina men's basketball coach; Bill Russell, former University of San Francisco and Boston Celtic basketball star, 2001 recipient Alan Page and former Notre Dame president Rev. Theodore H. Hesburgh C.S.C.

| | | |
|------|---|-----------|
| 2001 | E | Alan Page |
|------|---|-----------|

NCAA Scholarships

The National Collegiate Athletic Association each year honors student-athletes from universities around the nation by presenting them with \$7,5100 post-graduate scholarships.

Since the inception of the program in 1964, 16 Notre Dame football players have received NCAA scholarships:

| | | |
|------|-----|-----------------|
| 1967 | OT | Fred Schnurr |
| 1968 | DHB | Jim Smithberger |
| 1969 | OT | George Kunz |
| 1970 | C | Mike Oriard |
| 1971 | OG | Larry DiNardo |
| 1972 | SE | Tom Gatewood |
| 1973 | DT | Greg Marx |
| 1974 | TE | Dave Casper |
| 1975 | SE | Pete Demmerle |
| 1975 | CB | Reggie Barnett |
| 1979 | FS | Joe Restic |
| 1980 | FS | Tom Gibbons |
| 1981 | CB | John Krimm |
| 1985 | DT | Greg Dingens |
| 1988 | K | Reggie Ho |
| 1993 | C | Tim Ruddy |

Scholarship honorees must have a 3.00 grade-point average (on 4.0 scale) in the classroom and have performed with distinction in their individual sports, epitomizing the term scholar-athlete.

NFFCHF Scholars

The National Football Foundation and College Hall of Fame each year honors scholar-athletes from universities around the nation by presenting them with \$18,000 scholarships for post-graduate study. Since the program began in 1959, 14 Notre Dame football players have received fellowships:

| | | | | | |
|------|----|---------------|------|----|---------------|
| 1966 | LB | Jim Lynch | 1974 | SE | Pete Demmerle |
| 1968 | OT | George Kunz | 1977 | OG | Dave Vinson |
| 1969 | C | Mike Oriard | 1978 | FS | Joe Restic |
| 1970 | OG | Larry DiNardo | 1980 | OG | Bob Burger |
| 1971 | SE | Tom Gatewood | 1983 | SE | Mike Favorite |
| 1972 | DT | Greg Marx | 1985 | DT | Greg Dingens |
| 1973 | TE | Dave Casper | 1993 | C | Tim Ruddy |

Scholar-athlete honorees must be seniors and graduate school candidates chosen for their football ability and performance, academic application and performance and outstanding leadership and citizenship.

Notre Dame Club of St. Joseph Valley Rockne Student-Athlete Award

The Notre Dame Club of St. Joseph Valley, the University's local alumni chapter, annually presents a student-athlete award in each Notre Dame varsity sport. Since 1993-94, those awards have been named after former Notre Dame football coach and chemistry professor Knute Rockne.

| | | |
|------|-------|----------------|
| 1980 | OG | Bob Burger |
| 1981 | CB | John Krimm |
| 1982 | C | Mark Fischer |
| 1983 | FL | Mike Favorite |
| 1984 | LB | Greg Dingens |
| 1985 | LB | Greg Dingens |
| 1986 | SE | Milt Jackson |
| 1987 | PK | Ted Gradel |
| 1988 | OG | Tom Gorman |
| 1989 | SS/FL | Pat Eilers |
| 1990 | FB | Ryan Mihalko |
| 1991 | OT | Lindsay Knapp |
| 1992 | C | Tim Ruddy |
| 1993 | C | Tim Ruddy |
| 1994 | OG | Jeremy Akers |
| 1995 | SS | Mark Monahan |
| 1996 | TE | Kevin Carretta |
| 1997 | LB | Bobbie Howard |
| 1998 | LB | Bobbie Howard |
| 1999 | H | James Caputo |
| 2000 | H | Adam Tibble |
| 2001 | SNP | John Crowther |
| 2002 | SNP | John Crowther |
| 2003 | FB | Josh Schmidt |
| 2004 | DE | Kyle Budinscak |
| 2005 | WR | Rob Woods |
| 2006 | OG | Dan Santucci |

Westwood One/Mutual Broadcasting System/ State Farm Student-Athlete of the Year

Since 1989 State Farm, in conjunction with Notre Dame's football radio network on the Mutual Broadcasting System and Westwood One, has presented a Student-Athlete of the Year Award. The winner is selected as the grand champion from among weekly winners announced each game during the regular season.

| | | |
|------|-------|----------------|
| 1989 | SS/FL | Pat Eilers |
| 1990 | OT | Lindsay Knapp |
| 1991 | C | Tim Ruddy |
| 1992 | OT | Lindsay Knapp |
| 1993 | C | Tim Ruddy |
| 1994 | C | Mark Zataveski |
| 1995 | FB | Marcus Thorne |
| 1996 | OG | Jeremy Akers |
| 1997 | TE | Tim Ridder |

| | | |
|------|----|----------------|
| 1998 | OG | Tim Ridder |
| 1999 | SE | Bobby Brown |
| 2000 | SN | John Crowther |
| 2001 | HD | Adam Tibble |
| 2002 | WR | Arnaz Battle |
| 2003 | DE | Kyle Budinscak |
| 2004 | FB | Josh Schmidt |
| 2005 | DL | Trevor Laws |
| 2005 | OL | Dan Santucci |
| 2006 | TE | John Carlson |

Hitachi/CFA Scholar-Athlete Team

Since 1991, the College Football Association in conjunction with Hitachi has honored a scholar-athlete team made up of college football-playing student-athletes who successfully balance athletics and academics. In recognition of the players' accomplishments, Hitachi, Ltd., contributes \$1,000 to the high school attended by each honoree.

| | | |
|------|----|----------------|
| 1993 | C | Tim Ruddy |
| 1994 | C | Mark Zataveski |
| 1996 | OG | Jeremy Akers |

NCAA Silver Anniversary Award

The NCAA recognizes former student-athletes for success in their chosen careers and community service 25 years after they have graduated from college with the NCAA Silver Anniversary Award. The following former Notre Dame football players have been honored:

| | | |
|------|----|---------------|
| 1991 | LB | Jim Lynch |
| 1992 | DE | Alan Page |
| 1996 | QB | Joe Theismann |
| 1998 | TE | Dave Casper |
| 1998 | K | Bob Thomas |
| 2002 | TE | Ken MacAfee |

Byron V. Kanaley Award

Perhaps the most prestigious honor awarded to Notre Dame student-athletes is the Byron V. Kanaley Award. Presented each year since 1926, the Kanaley Awards go to the senior monogram athletes who have been the most exemplary as students and leaders. These awards, selected by the Faculty Board on Athletics, are named in honor of a 1904 Notre Dame graduate who was a member of the Irish baseball team as an undergraduate. Kanaley went on to a successful banking career in Chicago and served the University in the Alumni Association and as a lay trustee from 1915 until his death in the spring of 1960.

Winners of the Kanaley Award from the sport of football are:

| | | |
|------|-------|-------------------|
| 1926 | RT | Edgar Miller |
| 1931 | QB | Frank Carideo |
| 1933 | QB | Charles Jaskwlich |
| 1935 | RE | Dominic Vairo |
| 1937 | G | John Lautar |
| 1942 | QB | Robert Hargrave |
| 1947 | G | Robert McBride |
| 1948 | RT | George Sullivan |
| 1950 | G | Robert Lally |
| 1953 | E | Robert O'Neill |
| 1955 | QB | Thomas Carey |
| 1959 | FB | Norm Odyniec |
| 1960 | G | Ken Adamson |
| 1963 | FB | Gerard Gray |
| 1964 | G | Bob Lehmann |
| 1969 | OT/TE | George Kunz |
| 1970 | C | Mike Oriard |
| 1975 | TE | Mark Brenneman |
| 1978 | LB | Dave Vinson |
| 1979 | FS/P | Joe Restic |
| 1981 | OG | Bob Burger |
| 1982 | CB | John Krimm |
| 1986 | DT | Greg Dingens |
| 1990 | SS/FL | Pat Eilers |
| 1994 | C | Tim Ruddy |
| 1996 | FB | Marcus Thorne |

IRISH IN THE PROS

Notre Dame has had more than 400 different players who have gone on to appear on an active roster in either the National Football League (1920-current), the fourth American Football League (1960-69) or the All-American Football Conference (1946-49). Active players are in bold type:

Abiamiri, Victor, DE, Philadelphia 2007-current
 Adams, John (Tree), T, Washington 1945-49
 Adamson, Ken, G, Denver 1960-62
 Akers, Jeremy, T, St. Louis, 2005
 Alm, Jeff, DT, Houston, 1990-1993
 Anderson, Eddie, E, Rochester 1922; Chi. Cardinals 1922-25; Chi. Bears 1923
 Anderson, Hunk, G, Chi. Bears 1922-25
 Angsman, Elmer, HB, Chi. Cardinals 1946-52
 Baganus, Steve, HB, Washington 1945-46; 1948; LA Rams 1947
 Banas, Steve, QB, Detroit 1935; Philadelphia 1935
 Banks, Robert, DE, Houston 1988, 1991; Cleveland 1989-90
 Barry, Norm, QB, Chi. Cardinals 1921; Green Bay 1921
Battle, Armaz, WR, San Francisco 2003-current
 Baujan, Harry, E, Cleveland 1920-21
 Bavaro, Mark, TE, NY Giants 1985-90; Cleveland 1992; Philadelphia 1993-1994
 Beams, Byron, T, Pittsburgh 1959-60; Houston 1961
 Becker, Doug, LB, Chi. Bears 1978; Buffalo 1978
 Beinor, Ed, T, Chi. Cardinals 1940-41; Washington 1941-42
 Belden, Bob, QB, Dallas 1969-70
 Bell, Greg, RB, Buffalo 1984-87; L.A. Rams 1988-89; L.A. Raiders 1990-91
 Bercich, Pete, LB, Minnesota, 1994-2000
 Berezney, Pete, T, L.A. Dons (AAFC) 1947; Baltimore (AAFC) 1948
Berry, Bert, LB, Indianapolis, 1997-99; Denver 2000-2003; Arizona 2004-current
 Bertelli, Angelo, QB, L.A. Dons (AAFC) 1946; Chi. Rockets 1947-48
 Bettis, Jerome, FB, L.A./St. Louis Rams 1993-1995; Pittsburgh 1996-2005
 Beuerlein, Steve, QB, L.A. Raiders 1987-90; Dallas 1991-92; Arizona 1993-1994; Jacksonville 1995; Carolina 1996-2000; Denver 2001-2003
Black, Jordan, OL, Kansas City 2003-06; Houston 2007-current
 Bleier, Rocky, RB, Pittsburgh 1968, 1971-80
Boiman, Rocky, LB, Tennessee 2002-05; Indianapolis 2006-current
 Bolcar, Ned, LB, Seattle 1990; Miami 1991-92
 Bradley, Luther, CB, Detroit 1978-81
 Brennan, Mike, OT, Cincinnati 1990; Phoenix 1991; Buffalo 1991-1992
 Brooks, Reggie, TB, Washington 1993-95; Tampa Bay 1996
 Brooks, Tony, FB, Philadelphia 1992-1993
 Brown, Bobby, WR, Cleveland 2000
 Brown, Dean, OT, San Diego 1990
 Brown, Chris, DB, Pittsburgh 1984-85
 Brown, Derek, TE, New York Giants 1992-1994; Jacksonville 1995-96; Oakland 1998; Arizona 1999-2000
 Brown, Tim, WR, L.A./Oakland Raiders 1988-2003, Tampa Bay 2004
 Browner, Jim, S, Cincinnati 1979-80
 Brutz, Jim, T, Chicago Rockets (AAFC) 1946-48
 Browner, Ross, DE, Cincinnati 1979-86; Green Bay 1987
 Bryant, Junior, DE, San Francisco, 1993-2001
 Budka, Frank, DB, L.A. Rams 1964
 Buoniconti, Nick, LB, Boston 1962-68; Miami 1969-74, 1976
 Burgmeier, Ted, S, Kansas City 1978
 Burnell, Max, HB, Chi. Bears 1944
 Burris, Jeff, CB-S, Buffalo 1994-97; Indianapolis 1998-2001; Cincinnati 2002-2003; New England 2004
 Calhoun, Mike, DT, San Francisco 1980; Tampa Bay 1980
 Campbell, Carols, DB, Tampa Bay, 2005
Campbell, Darrell, DT, Chicago 2004; Tampa Bay 2006-current
 Carberry, Glen, E, Buffalo 1923-24; Cleveland 1925
 Carney, John, K, Tampa Bay 1989; San Diego 1990-2000; New Orleans 2001-06
 Carollo, Joe, T, L.A. Rams 1962-68, 1971; Philadelphia 1969; Cleveland 1972-73
 Carroll, Jim, LB, N.Y. Giants 1965-66; Washington 1966-68; N.Y. Jets 1969
 Carter, Tom, DB, Washington, 1993-96; Chicago, 1997-99; Cincinnati 1999-2001
 Casper, Dave, TE, Oakland 1974-80; Houston 1980-83; Minnesota 1983; L.A. Raiders 1984
 Chryplewicz, Pete, TE, Detroit Lions 1997-2000; Oakland 2001
 Cifelli, Gus, T, Detroit 1950-52; Green Bay 1953; Philadelphia 1954; Pittsburgh 1954
 Clark, Willie, CB, San Diego 1994-96; Philadelphia 1997
 Clasby, Bob, DT, St. Louis-Phoenix 1986-1990
 Clatt, Corwin, FB, Chi. Cardinals 1948-49
 Clements, Tom, QB, Kansas City, 1980
 Cobbins, Lyon, LB, Arizona 1997
 Coffal, Stanley, HB, Cleveland 1920; N.Y. Giants 1921
 Coleman, Herb, C, Chi. Rockets (AAFC) 1946-48; Baltimore (AAFC) 1948
 Collins, Greg, LB, San Francisco 1975; Seattle 1976; Buffalo 1977
 Collins, Jerome, TE, St. Louis 2005-06
 Commissa, Vince, G, Boston 1944
 Conjar, Larry, RB, Cleveland 1967; Philadelphia 1968; Baltimore 1969-70
 Connor, George, T-DT-LB, Chi. Bears 1948-55
 Cook, Ed, T, Chi. Cardinals 1958-59; St. Louis 1960-65; Atlanta 1966-67
Cooper, Deke, S, Carolina 2002; Jacksonville 2003-05; San Francisco 2006; Carolina 2007-current
 Corgan, Mike, FB, Detroit 1943
 Costa, Paul, TE-T, Buffalo 1965-72

Cotton, Forrest (Fod), T, Rock Island 1923-25
 Coughlin, Danny, HB, Minnesota 1923
 Coughlin, Frank, T, Detroit 1921; Green Bay 1921; Rock Island 1921
 Coutre, Larry, HB, Green Bay 1950, 1953; Baltimore 1953
 Covington, John, CB-S, Indianapolis 1994; New Orleans 1995
 Cowhig, Gerry, FB, L.A. Rams 1947-49; Chi. Cardinals 1950; Philadelphia 1951
 Crable, Bob, LB, N.Y. Jets 1982-85
 Crimmins, Bernie, G, Green Bay 1945
 Crotty, Jim, DB, Washington 1960-61; Buffalo 1961-62
 Crowley, Jim, HB, Green Bay 1925; Providence 1925
 Culver, Al, T, Chi. Bears 1932; Green Bay 1932
 Culver, Rodney, FB, Indianapolis, 1992-1993; San Diego 1994-1995
 Curry, Derek, LB, Miami, 2005
 Curtin, Brennan, OL, Green Bay, 2003-05
 Czarowski, Ziggy, G, Chi. Rockets (AAFC) 1948; Chi. Hornets (AAFC) 1949
 Dahl, Bob, OT, Cleveland 1992-1995; Washington 1996-97
 Dalvin, Mike, OT, Washington 1955
 Dancewicz, Frank, QB, Boston 1946-48
 Davis, Arch, HB, Columbus 1925-26
 Davis, Travis, S, New Orleans 1995; Jacksonville 1995-98; Pittsburgh 1999-2000
 Dawson, Lake, WR, Kansas City 1994-97; Indianapolis 1999
 DeGree, Cy, G, Detroit 1921
 Denman, Anthony, ILB, Cleveland 2001; Buffalo 2002
 Denson, Autry, RB, Miami, 1999-2001, Chicago 2001, Cleveland 2002; Indianapolis 2002, Detroit 2002
 DiBernardo, Rick, LB, St. Louis 1986
 Dorsey, Eric, DT, N.Y. Giants 1986-1992
 Doughty, Mike, OT, Cincinnati 2000-2001
 Dove, Bob, E-DE, Chi. Rockets (AAFC) 1946-47; Chi. Cardinals 1948-53; Detroit 1953-54
 Driver, Tony, DB, Buffalo 2001-02
 DuBose, Demetrius, LB, Tampa Bay 1993-1996
 Duerson, Dave, S, Chi. Bears 1983-89, N.Y. Giants 1990; Arizona 1991-93
 Duff, Vontez, CB, Houston 2004; Pittsburgh 2004-05; N.Y. Giants 2006
 Duggan, Eddie, HB, Rock Island 1921
 Duranko, Pete, DE-LB, Denver 1967-70, 1972-74
Earl, Glenn, FS, Houston 2004-current
 Eblil, Ray, E, Chi. Cardinals 1942; Buffalo (AAFC) 1946; Chi. Rockets (AAFC) 1947
 Eddy, Nick, RB, Detroit 1968-1972
 Edwards, Gene (Horse), G, Canton 1920-21; Toledo 1922; Cleveland 1923-35
 Edwards, Marc, RB, San Francisco 1997-1998; Cleveland 1999-2000; New England 2001-02; Jacksonville 2003-04, Chicago 2005
 Eichenlaub, Ray, FB, Columbus 1925; Cleveland 1925
 Eilers, Pat, S, Minnesota 1990-91; Phoenix 1992; Washington 1993-94; Chicago 1995
 Ellick, Dwight, DB, New Orleans 2005; Tampa Bay 2006
 Ellis, Clarence, CB, Atlanta 1972-74
 Enright, Rex, FB, Green Bay 1926-27
 Evans, Fred, (Dippy), HB, Cleveland (AAFC) 1946; Buffalo (AAFC) 1947; Chi. Rockets (AAFC) 1947-48; Chi. Bears 1948
Faine, Jeff, C, Cleveland 2003-05; New Orleans 2006-current
 Fanning, Mike, DE-DT, LA Rams 1975-82; Detroit 1983; Seattle 1984
Fasano, Anthony, TE, Dallas 2006-current
 Feeney, Al, C, Canton 1920-21
 Ferguson, Vagas, RB, New England 1980-82; Houston 1983; Cleveland 1983
 Figaro, Cedric, LB, San Diego 1988-90; Cleveland 1991-92; St. Louis 1995-96
 Fischer, Bill (Moose), T, Chi. Cardinals 1949-53
 Fisher, Tony, RB, Green Bay 2002-05; St. Louis 2006
 Fitzgerald, Freeman, C, Rock Island 1920-21
 Flanagan, Jim, DT, Chicago 1994-2000; Green Bay 2001, San Francisco 2002-2003; Philadelphia 2004
 Foley, Tim, T, Baltimore 1981
Freeman, Marcus, TE, Baltimore 2007-current
Furjanic, Chris, DE, Chicago 2007-current
Gandy, Mike, G, Chicago 2001-04; Buffalo 2004-06; Arizona 2007-current
 Gann, Mike, DE, Atlanta 1985-1993
 Garvey, Hec, T, Chi. Bears 1922-25, Hartford 1926; Brooklyn 1926, 1930; N.Y. Giants 1927-28; Providence 1929; Staten Island 1931
 Gasparella, Joe, QB-LB, Pittsburgh 1948, 1950-51; Chi. Cardinals 1951
 Gatewood, Tom, WR, N.Y. Giants 1972-73
 Gaul, Frank, T, N.Y. Bulldogs 1949
 Gay, Bill, DB, Chicago Cardinals, 1951-52
 Gibson, Oliver, NG, Pittsburgh 1995-1998; Cincinnati 1999-2003; Buffalo 2004
Givens, David, WR, New England 2002-05; Tennessee 2006-current
 Gladioux, Bob, RB, Boston 1969; New England 1970-72; Buffalo 1970
 Goodenke, George, C-G, Denver 1967-72
 Golic, Bob, LB-NT, New England 1979-82; Cleveland 1982-88; Los Angeles Raiders 1989-92
 Golic, Mike, DT, Houston 1985-87; Philadelphia 1988-1992; Miami 1993
 Gompers, Bill, HB, Buffalo (AAFC) 1948
 Goodspeed, Joey, RB, New Orleans 2001; San Diego 2003; St. Louis 2004-05; Minnesota 2006
 Goolsby, Mike, LB, Dallas 2005, St. Louis 2006
 Grant, Ryan, RB, NY Giants 2005

Grasmanis, Paul, DL, Chicago 1996-98; St. Louis 1999; Denver 1999-2000; Philadelphia 2001-05
 Green, Mark, HB, Chi. Bears 1989-1992
 Greeney, Norm, G, Green Bay 1933; Pittsburgh 1934-35
 Groom, Jerry, C, Chi. Cardinals 1951-55
 Grunhard, Tim, C, Kansas City 1990-2000
 Guglielmi, Ralph, Washington, QB, 1955, 1958-60; St. Louis 1961; N.Y. Giants 1962-63; Philadelphia 1963
 Haines, Kris, WR, Washington 1979; Chi. Bears 1979-81
 Halperin, Robert, QB, Brooklyn 1932
 Hanlon, Bob, HB-DB, Chicago Cardinals 1948; Pittsburgh 1949
 Hanratty, Terry, QB, Pittsburgh 1969-75; Tampa Bay 1976
 Hardy, Kevin, DE-DT, San Francisco 1968; Green Bay 1970; San Diego 1971-72
 Harper, Deveron, DB, Carolina 2000-2003; New Orleans 2004
 Harris, Ryan, OT, Denver 2007-current
 Harrison, Tyre, ILB, Philadelphia 2002-2004
 Hart, Leon, E-FB, Detroit 1950-57
 Hayes, Dave, E, Green Bay 1921-22
 Hayes, Jerry, E, Rock Island 1921
 Heap, Joe, HB, N.Y. Giants 1955
 Hearden, Tom (Red), HB, Green Bay 1927-28; Chi. Bears 1928
 Heck, Andy, OT, Seattle 1989-1993; Chicago 1994-98; Washington 1999-2000
 Heenan, Pat, SE-DB, Washington 1960
 Heldt, Mike, C, Indianapolis 1992-93
 Heimkreiter, Steve, LB, Baltimore 1980
 Helwig, John, G, Chi. Bears 1953-56
Hentrich, Craig, P, Green Bay 1994-97; Tennessee 1998-current
 Higgins, Luke, G, Baltimore (AAFC) 1947
 Hilliard, Cedric, DT, Baltimore 2004-06
Holiday, Carlyle, WR, Arizona 2005; Green Bay 2006-current
 Holohan, Pete, TE, San Diego 1981-87; L.A. Rams 1988-90; Kansas City 1991; Cleveland 1992
 Holloway, Jabari, TE, New England 2001-02, Houston 2002-2003, Washington 2004-05
 Hornung, Paul, HB-K, Green Bay 1957-62, 1964-66
 Howard, Bobbie, LB, Chicago 2000-2003
 Howard, Joe, SE, Buffalo 1986-88; Washington 1989-91
 Hoyte, Brandon, LB, Indianapolis 2006
 Huarte, John, QB, Boston 1966-67; Philadelphia 1968; Kansas City 1970-71; Chi. Bears 1972
 Huffman, Dave, C-G-T, Minnesota 1979-83, 1985-90
 Huffman, Tim, G-T, Green Bay 1981-85
 Hughes, Ernie, G, San Francisco 1978, 1980; N.Y. Giants 1981-83
 Hunter, Art, C, Green Bay 1954; Cleveland 1956-59; L.A. Rams 1960-64; Pittsburgh 1965
 Hunter, Al, RB, Seattle 1977-80
 Hunter, Javin, WR, Baltimore 2002-2004, Carolina Panthers 2004-05
 Hunter, Tony, TE, Buffalo 1983-84; L.A. Rams 1985-87
 Irons, Grant, DE, Buffalo 2002-03; Oakland 2004-06
 Ismail, Raghbi, WR, L.A./Oakland Raiders 1993-95; Carolina 1996-98; Dallas 1999-2002
 Israel, Ron, DB, Washington 2002; Minnesota 2003; Denver 2004; Pittsburgh 2004-05
 Izo, George, QB, St. Louis 1960; Washington 1961-64; Detroit 1965; Pittsburgh 1966
 Jackson, Jarious, QB, Denver 2000-2004
 Johnson, Anthony, FB, Indianapolis 1990-93; New York Jets 1994; Chicago 1995; Carolina 1995-2000; Jacksonville 2001
 Johnson, Malcolm, WR, Pittsburgh 2000; New York Jets 2001
 Jones, Andre, LB, Detroit 1992
 Jones, Jerry, G, Decatur 1920; Rock Island 1922; Cleveland 1924
 Jones, Jim, OT, Baltimore 2001; Pittsburgh 2004-05; Washington 2006
Jones, Julius, RB, Dallas 2004-current
 Jurkovic, Mirko, OG, Chicago 1992
 Juzwicz, Steve, HB, Washington 1942; Buffalo (AAFC) 1946-47; Chi. Rockets (AAFC) 1948
 Kadish, Mike, DT, Buffalo 1973-81
 Kantor, Joe, RB, Washington 1966
 Kasper, Tom, HB, Rochester 1923
 Keefe, Emmett, G, Chi. Tigers 1920; Green Bay 1921; Rock Island 1921-22; Milwaukee 1922
 Kell, Paul, T, Green Bay 1939-40
 Kelley, Mike, T-G, Houston 1985-87; Philadelphia 1988
 Kelly, Bob, HB, LA Dons (AAFC) 1947-48; Baltimore (AAFC) 1949
 Kelly, Jim, TE, Pittsburgh 1963; Philadelphia 1965, 1967
 Kerr, Bill, E, L.A. Dons (AAFC) 1946
 Kiel, Blair, QB, Tampa Bay 1984; Indianapolis 1986-87; Green Bay 1988-91
 Kiley, Roger, E, Chi. Cardinals 1923
 Kinder, Randy, RB, Philadelphia 1997-99
 Knafelc, Greg, QB, New Orleans 1983
 Knapp, Lindsay, OG, Kansas City, 1993-1995; Green Bay 1995-96
 Koken, Mike, HB, Chi. Cardinals 1933
 Kosikowski, Frank, E, Cleveland (AAFC) 1948; Buffalo (AAFC) 1948
 Kovatch, John, E, Washington 1942, 1946; Green Bay 1947
 Kowalkowski, Scott, LB, Philadelphia 1991-93; Detroit 1994-2001
 Koziak, Mike, G, Duluth 1924-25
 Krimm, John, S, New Orleans 1982-83
 Kuchta, Frank, C, Washington 1958-59; Denver 1960
 Kuechenberg, Bob, G-T, Miami 1970-83
 Kuharich, Joe, G, Chi. Cardinals 1940-41, 1945
 Kulbitski, Vic, FB, Buffalo (AAFC) 1946-48
 Kunz, George, T, Atlanta 1969-74, Baltimore 1975-77, 1980

Kurth, Joe, T, Green Bay 1933-34
 Lambeau, Earl (Curly), HB, Green Bay 1921-29
 Lamonica, Daryle, QB, Buffalo 1963-66; Oakland 1967-74
Landri, Derek, DT, Jacksonville 2007-current
 Lansing, Vince, T-G, Evansville 1921
 Lanza, Chuck, C, Pittsburgh 1988-90
 Larson, Fred, C, Chi. Bears 1922; Milwaukee 1923-24; Green Bay 1925; Chi. Cardinals 1929
 Lattner, Johnny, HB, Pittsburgh 1954
 Law, John, T, Newark 1930
 Lawrence, Don, T, Washington 1959-61
 Leahy, Bernie, HB, Chicago Bears 1932
 Legree, Lance, DT, NY Giants 2002-2004, NY Jets 2004-05
Leitko, Travis, DL, Baltimore 2007-current
 Lemek, Ray, G, Washington 1957-61; Pittsburgh 1962-65
 Leonard, Bill, DE, Baltimore (AAFC) 1949
 Leonard, Jim, FB-QB, Philadelphia 1934-37
 Leopold, Bobby, LB, San Francisco 1980-83
 Lind, Mike, FB, San Francisco 1963-67
 Lisch, Rusty, QB-S, St. Louis 1980-83; Chi. Bears 1984
 Livingston, Bob, HB, Chi. Rockets (AAFC) 1948; Chi. Hornets (AAFC) 1949; Buffalo (AAFC) 1949; Baltimore 1950
 Longo, Tom, DB, N.Y. Giants 1997-2004, Tampa Bay 2004-05
 Lopienski, Tom, FB, Indianapolis 2003-2004, Tampa Bay 2004-05
 Lujack, Johnny, QB-DB, Chi. Bears 1948-51
 Lyght, Todd, CB, LA./St. Louis Rams 1991-2000, Detroit 2001-2002
 Lynch, Dick, DB, Washington 1958; N.Y. Giants 1959-66
 Lynch, Jim, LB, Kansas City 1967-77
 MacAfee, Ken, TE, San Francisco 1978-79
 Mack, Bill (Red), FL, Pittsburgh 1961-63, 1965; Philadelphia 1964; Atlanta 1966; Green Bay 1966
 Maddock, Bob, G, Chi. Cardinals 1942; 1946
 Maggioni, Chick, HB, Buffalo (AAFC) 1948; Detroit 1949; Baltimore 1950
 Mahalic, Drew, LB, San Diego 1975; Philadelphia 1976-78
Mahan, Sean, OG, Tampa Bay 2003-06; Pittsburgh 2007-current
 Malone, Grover (Molly), HB, Chi. Tigers 1920; Green Bay 1921; Akron 1923
 Marelli, Ray, G, Chi. Cardinals 1928
 Martin, Dave, LB, Kansas City 1968; Chi. Bears 1969
 Martin, Jim, LB-K, Cleveland 1950; Detroit 1951-61; Baltimore 1963; Washington 1964
 Martz, Bob, OT, Tampa 1991
 Marx, Greg, DE, Atlanta 1973
 Mastrangelo, John, G, Pittsburgh 1947-48; N.Y. Yankees (AAFC) 1949; N.Y. Giants 1950
 Mavraides, Menil (Minnie), G, Philadelphia 1954, 1957
 Mayer, Frank, G, Green Bay 1927
 Mayes, Derrick, WR, Green Bay 1996-98; Seattle 1999-2000, Kansas City 2001
 Mayl, Gene, E, Dayton 1925-26
Mays, Corey, LB, New England 2006-current
 McBride, Oscar, TE, Arizona 1995-96
 McCoy, Mike, DT, Green Bay 1970-76; Oakland 1977-78; N.Y. Giants 1979-80; Detroit 1980
 McDonald, Devon, LB, Indianapolis 1993-95; Arizona 1996
 McGill, Karmeleayah, LB, Cincinnati 1993
 McGill, Mike, LB, Minnesota 1968-70; St. Louis 1971-72
 McGuire, Gene, C, New Orleans 1992-93; Green Bay 1995; Miami 1995
 McNemy, Arnold, C-FB, Chi. Cardinals 1920-27
McKnight Rhema, WR, New Orleans 2007-current
 McMullan, John, G, N.Y. Titans 1960-61
 McNulty, Paul, E, Chi. Cardinals 1924-25
 Meagher, Jack, E, Chi. Tigers 1920
 Mehre, Harry, C, Minneapolis 1923-24
 Mello, Jim, FB, Bos. 1947; L.A. Rams 1948; Chi. Rockets (AAFC) 1948; Detroit 1949
 Mergenthal, Art, G, Cleveland 1945; L.A. Rams 1946
 Meyer, John, LB, Houston 1966
 Mieszkowski, Ed, T, Brooklyn (AAFC) 1946-47
 Miller, Don, HB, Providence 1925
 Millner, Wayne, E, Boston, 1936; Washington 1937-41, 1945
 Minor, Kory, LB, Carolina, 2000-02
 Mirer, Rick, QB, Seattle, 1993-96; Chicago 1997; Green Bay 1998; N.Y. Jets 1999; San Francisco 2000-2001; Oakland 2002-2003; Detroit 2004-05
 Mohardt, Johnny, HB, Chi. Cardinals 1922-23; Racine 1924; Chi. Bears 1925
Molinaro, Jim, OL, Washington 2004-06; Dallas 2007-current
 Montana, Joe, QB, San Francisco 1979-1992, Kansas City 1993-1994
 Moriarty, Larry, RB, Houston 1983-86; Kansas City 1986-91
 Moynihan, Tim, C, Chi. Cardinals 1932-33
 Munde, Fred, C, Chi. Bears 1943-45
 Murray, Jason, FB, Cincinnati 2002-06
 Mutscheller, Jim, E-TE, Baltimore 1954-61
Ndukwe, Chinedum, S, Cincinnati 2007-current
 Nemeth, Steve, HB-QB, Cleveland 1945; Chi-Rockets (AAFC) 1946; Baltimore (AAFC) 1947
 Niehaus, Steve, DT, Seattle 1976-78; Minnesota 1979
 Norman, Todd, T, Seattle 1995
 O'Boyle, Harry, HB, Green Bay 1928-29, 1932; Philadelphia 1933
 O'Connor, Bill (Zeke), E, Buffalo (AAFC) 1948; Cleveland (AAFC) 1949; N.Y. Yankees 1951
 O'Leary, Dan, TE, Buffalo 2001, Pittsburgh 2002, NY Giants 2003
 O'Malley, Jim, LB, Denver 1973-75
 O'Neil, Bob, G, Pittsburgh 1956-57; N.Y. Titans 1961
 Oriard, Mike, C, Kansas City 1970-73

Ostrowski, Chet, DE, Washington 1954-59
Owens, John, TE, Detroit 2002-03; Chicago 2004; Cleveland 2005; New Orleans 2006-current
 Page, Alan, DT, Minnesota 1967-78; Chi. Bears 1978-81
 Palmer, Billy, TE, Washington, 2005
 Palumbo, Sam, LB, Cleveland 1955-56; Green Bay 1957; Buffalo 1960
 Panelli, John (Pep), FB-LB, Detroit 1949-50; Chi. Cardinals 1951-53
 Pasquesi, Tony, DT, Chi. Cardinals 1955-57
 Patulski, Walt, DE, Buffalo 1972-75; St. Louis 1977
 Pauly, Greg, DT, Chicago, 2005
 Pearson, Dud, QB, Racine 1922
 Pergine, John, LB, L.A. Rams 1969-72; Washington 1973-75
 Petitbon, John, HB, Dallas 1952; Cleveland 1955-56; Green Bay 1957
Petitgout, Luke, OL, N.Y. Giants 1999-2006; Tampa Bay 2007-current
 Peterson, Anthony, LB, San Francisco 1994-96; Chicago 1997; San Francisco 1998-99; Washington 2000
 Phelan, Bob, HB, Toledo 1922; Rock Island 1923-24
 Piepul, Milt, FB, Detroit 1941
 Pietrosante, Nick, FB, Detroit 1959-65; Cleveland 1966-67
 Pinkett, Allen, RB, Houston 1986-91
 Pliska, Joe, HB, Hammond 1920-21
 Pivarnik, Joe, G, Philadelphia 1936
 Pivec, Dave, TE, L.A. Rams 1966-68; Denver 1969
 Pottios, Myron, LB, Pittsburgh 1961, 1963-65; L.A. Rams 1966-70; Washington 1971-74
 Powers, John, SE, Pittsburgh 1962-66
 Powlun, Ron, QB, Philadelphia 2000-2001
 Pozderac, Phil, T, Dallas 1982-87
 Pritchett, Wes, LB, Buffalo 1989-90, Atlanta 1991
 Pupils, Andy, HB, Chi. Cardinals 1943
Quinn, Brady, QB, Cleveland 2007-current
 Quinn, Steve, G, Houston 1966
 Rassas, Nick, DB, Atlanta 1966-68
 Ratigan, Brian, LB, Indianapolis 1994
 Ratkowski, Ray, HB, Boston 1961
 Ratterman, George, QB, Buffalo (AAFC) 1947-49, NY Yankees 1950-51, Cleveland 1952-56
 Regner, Tom, G-T, Houston 1967-72
 Rehder, Tom, OT, New England 1988-89, N.Y. Giants 1990, Minnesota 1992
 Reilly, Jim, G, Buffalo 1970-71
Richardson, Mike, CB, New England 2007-current
 Ridder, Tim, OG, Indianapolis 2001-02
 Rifle, Chuck, G, Cleveland 1944; N.Y. Yankees (AAFC) 1946-48
 Rogers, John, C, Cincinnati 1933-34
Rosenthal, Mike, OL, N.Y. Giants 1999-2002; Minnesota 2003-06; Miami 2007-current
Rossum, Allen, CB, Philadelphia 1998-2000; Green Bay 2000-2001; Atlanta 2002-current
 Ruddy, Tim, C, Miami 1994-2003
 Rudnick, Tim, S, Baltimore 1974
 Ruetz, Joe, G, Chi. Rockets (AAFC) 1946, 1948
 Rutkowski, Ed, HB-FL-QB, Buffalo 1963-66
 Ryan, Jim, HB, Rock Island 1924; Chi. Cardinals 1924
 Ryan, Tim, OG, Tampa 1991-1993
 Rydzewski, Frank, T, Cleveland 1920; Chi. Tigers 1920; Hammond 1920, 1922-26; Chi. Cardinals 1921; Chi. Bears 1923; Milwaukee 1925
 Rykowski, Julie, HB-DB, Buffalo (AAFC) 1947-48; Chicago Rockets (AAFC) 1948; Chicago Bears 1949-51
 Rymkus, Lou, T, Washington 1943; Cleveland 1946-51
Santucci, Dan, OL, Cincinnati 2007-current
Sapp, Jerome, SS, Baltimore 2003-2004, Indianapolis 2004-05, Baltimore 2006-current
 Savoldi, Joe, FB, Chi. Bears 1930
 Scarpitto, Bob, FL-P, San Diego 1961; Denver 1962-67; Boston 1968
 Schaefer, Don, FB, Philadelphia 1956
 Scharer, Eddie, QB, Detroit 1926, 1928; Pottsville 1927
 Schoen, Tom, S, Cleveland 1970
 Scholtz, Bob, C, Detroit 1960-64; N.Y. Giants 1965-66
 Schrader, Jim, C, Washington 1954, 1956-61; Philadelphia 1962-64
 Scibelli, Joe, G, L.A. Rams 1961-75
 Scott, Vince, G, Buffalo (AAFC) 1947-48
 Scully, John G-C, Atlanta 1981-90
 Seiler, Paul, T-C, N.Y. Jets 1967, 1969; Oakland 1971-73
 Setta, Nick, K, Chicago 2005; Buffalo 2006
 Seyffrit, Frank (Si), E, Toledo 1923; Hammond 1924
 Seymour, Jim, WR, Chi. Bears 1970-72
 Shellogg, Alec, T, Brooklyn 1939; Chi. Bears 1939
 Shelton, Matt, WR, New England 2006
 Signaigo, Joe, OG-DC, New York (AAFC) 1948-49; New York Yankees 1950
 Simmons, Floyd, HB, Chi. Rockets (AAFC) 1948
 Sitko, Emil (Red), HB, San Francisco 1950; Chi. Cardinals 1951-52
 Skoglund, Bob, E, Green Bay 1947
 Slackford, Fred, FB, Dayton 1920; Canton 1921
 Smagala, Stan, CB, Dallas, 1990; Pittsburgh 1992-93
 Smith, Chris, FB Kansas City, 1986-87
 Smith, Dick (Red), QB, Green Bay 1927, 1929; N.Y. Yankees 1928; Newark 1930; N.Y. Giants 1931
Smith, Hunter, P, Indianapolis, 1999-current
 Smith, Irv, TE, New Orleans, 1993-97; San Francisco 1998; Cleveland 1999-2000
 Smith, Rod, DB, New England 1992-1994; Carolina 1995-1998; Green Bay 1998
 Smith, Tony, SE, Kansas City 1992
 Snow, Jack, SE, L.A. Rams 1965-75

Snowden, Jim, T-DE, Washington 1965-71
 Spaniel, Frank, HB, Baltimore 1950; Washington 1950
 Stams, Frank, DE, L.A. Rams 1989-91, Cleveland 1992-1994; Carolina 1995
 Statuto, Art, C, Buffalo (AAFC) 1948-49; Los Angeles Rams 1950
 Steinkemper, Bill, T, Chi. Bears 1943
 Stenger, Brian, LB, Pittsburgh 1969-72; New England 1973
Stevenson, Dan, G, New England 2006-current
 Stevenson, Mark, G, Columbus 1922
 Stewart, Ralph, C-LB, New York (AAFC) 1947-48; Baltimore (AAFC) 1948
 Stickles, Monty, TE, San Francisco 1960-67; New Orleans 1968
 Stonebreaker, Michael, LB, Chicago 1991; Atlanta 1993-94
Stovall, Maurice, WR, Tampa Bay 2006-current
 Streeter, George, SS, Chi. Bears 1989; L.A. Raiders 1990
 Strohmeier, George, C, Brooklyn (AAFC) 1948; Chi. Hornets (AAFC) 1949
 Stuhldreher, Harry, QB, Brooklyn 1926
 Sullivan, George, E, Boston 1948
 Swatland, Dick, G, Houston 1968
 Swistowicz, Mike, FB, N.Y. Yankees 1950; Chi. Cardinals 1950
 Sylvester, Steve, G-T-C, Oakland 1975-81; L.A. Raiders 1982-83
 Szymanski, Frank, C-LB, Baltimore 1955, 1957-68
 Szymanski, Frank, C-LB, Detroit 1945-47, Philadelphia 1948, Chicago 1949
 Tatum, Kinnon, LB, Carolina 1997-99; Tampa Bay 2000
 Taylor, Aaron, G, Green Bay 1994-97; San Diego 1998-99
 Taylor, Bobby, CB, Philadelphia 1995-2003; Seattle 2004-05
 Terlep, George, QB, Buffalo (AAFC) 1946-48; Cleveland (AAFC) 1948
 Terrell, Pat, FS, Los Angeles Rams 1990-93; N.Y. Jets 1994-1995; Carolina 1995-97; Green Bay 1998
 Thayer, Tom, G-C, Chi. Bears 1985-92, Miami 1993
 Theismann, Joe, QB-KR, Washington 1974-85
 Thomas, Bob, K, Chi. Bears 1975-84; Detroit 1982; San Diego 1985
 Tobin, George, G, N.Y. Giants 1947
 Toney, Bob, DT, San Francisco 1952, 1954-58; Washington 1959-64
 Tonelli, Mario, HB, Chi. Cardinals 1940, 1945
 Toran, Stacey, S, L.A. Raiders 1984-88
 Trafton, George, C, Decatur 1920; Chi. Staleys 1921; Chi. Bears 1922-32
 Tripucka, Frank, QB, Philadelphia 1949; Detroit 1949; Chi. Cardinals Dallas 1952; Denver 1960-63
Tuck, Justin, DE, NY Giants, 2005-current
 Urban, Gasper, G, Chicago Rockets (AAFC) 1948
 Vairo, Dom, E, Green Bay 1935
 Varrichione, Frank, T, Pittsburgh 1955-60; L.A. Rams 1961-65
 Vasy, Arunas, LB, Philadelphia 1966-68
 Vergara, George, E, Green Bay 1925
 Vollers, Kurt, T, Indianapolis 2002, Dallas 2002-05
Walker, Darius, RB, Houston 2007-current
 Wallace, John, E, Chicago Bears 1928; Dayton 1929
 Wallner, Fred, G, Chicago Cardinals 1951-52, 1954-55; Houston 1960
 Walsh, Bill, C, Pittsburgh 1949-54
 Walton, Shane, CB, St. Louis 2003; Pittsburgh 2004
 Ward, Gillie, T, Dayton 1923
 Watson, Courtney, LB, New Orleans 2004-06
 Watters, Ricky, RB, San Francisco 1991-1994; Philadelphia 1995-97; Seattle 1998-2001
 Waymer, Dave, CB, New Orleans 1980-89; San Francisco 1990-91, L.A. Raiders 1992
Weaver, Anthony, DT, Baltimore 2002-05; Houston 2006-current
 Wendell, Marty, G, Chicago Hornets (AAFC) 1949
 Weston, Jeff, DT, N.Y. Giants 1979-82
 Wetoska, Bob, T, Chicago Bears 1960-69
 Whipple, Ray, E, Detroit 1920
 White, Jim, T, N.Y. Giants 1946-50
 Whittington, Mike, LB, N.Y. Giants 1980-83
 Wightkin, Bill, T-DE, Chicago Bears 1950-57
 Williams, Bob, QB, Chicago Bears 1951-52, 1955
 Williams, Brock, CB, New England, 2001-02, Oakland 2003-04; Cincinnati 2004, Oakland 2004-05
 Williams, George, DT, Cleveland 1992
 Williams, Joel, TE, Miami 1987
 Williams, Larry, G, Cleveland 1986-88, San Diego 1989; New Orleans 1990-91; New England 1992
 Wisne, Jerry, OL, Chicago 1999-2000; Minnesota 2001, Houston 2002, Green Bay 2003
 Wolski, Bill, HB, Atlanta 1966
 Wooden Shawn, S, Miami 1996-99; Chicago 2000; Miami 2001-05
 Worden, Neil (Bull), FB, Philadelphia 1954, 1957
 Wunsch, Harry, G, Green Bay 1934
Wynn, Renaldo, DT, Jacksonville, 1997-2001; Washington 2002-current
 Wynne, Chet, FB, Rochester 1922
 Wynne, Elmer, FB, Chi. Bears 1928; Dayton 1929
 Yarr, Tom, C, Chi. Cardinals 1933
 Yonakor, John, E-DE, Cleveland (AAFC) 1946-49; N.Y. Yanks 1950; 1952
Young, Bryant, DT, San Francisco 1994-current
 Zaleski, Ernie, HB, Baltimore 1950
 Zeigler, Dusty, G, Buffalo 1996-99; N.Y. Giants 2000-02
 Zellars, Ray, FB, New Orleans 1995-1998
 Zilly, Jack, E, L.A. Rams 1947-51; Philadelphia 1952
 Zoia, Clyde, G, Chi. Cardinals 1920-23
 Zontini, Lou, HB, Chi. Cardinals 1940-41; Cleveland 1944; Buffalo (AAFC) 1946
 Zorich, Chris, DT, Chicago 1991-97; Washington 1997

INTRO
 07 QUILT BOOK
 07 MY AVERS
 07 COACHES
 06 REARVIEW
 HISTORY & RECORDS
 THIS IS NOTRE DAME
 WEB COMIX
 MEDIA

IRISH DRAFT PICKS

Since the National Football League began drafting players in 1936 — starting with the initial draft on February 8, 1936, at the Ritz-Carlton Hotel in Philadelphia — 479 Notre Dame football players have been chosen by NFL teams, according to the NFL.

Based on the statistics provided by the NFL, Notre Dame has had 61 first-round draft picks, beginning with Bill Shakespeare by Pittsburgh in 1936. Overall, the Irish have had five players (tied with USC for most) chosen as the first pick in the entire draft—QB Angelo Bertelli by Boston in 1944, QB Frank Dancewicz by Boston in 1946, E Leon Hart by Detroit in 1950, B Paul Hornung by Green Bay in 1957 and DT Walt Patulski by Buffalo in 1972. Here's a listing of first-round selections by current NFL teams with the overall pick in parentheses:

- 1936 B Bill Shakespeare, Pittsburgh (3)
- 1944 QB Angelo Bertelli, Boston (1)
B Creighton Miller, Brooklyn (3)
B Frank Szymanski, Detroit (6)
- 1945 E John Yonakor, Philadelphia (9)
- 1946 QB Frank Dancewicz, Boston (1)
QB John Lujack, Chicago (4)
T George Connor, New York Giants (5)
B Emil Sitko, Los Angeles Rams (10)
QB Frank Tripucka, Philadelphia (9)
G Bill Fischer, Phoenix (10)
- 1949 E Leon Hart, Detroit (1)
- 1950 B Bob Williams, Chicago (2)
- 1951 C Jerry Groom, Phoenix (6)
- 1954 T Art Hunter, Green Bay (2)
B John Lattner, Pittsburgh (7)
B Neil Worden, Philadelphia (9)
- 1955 QB Ralph Guglielmi, Washington (3)
T Frank Varrichione, Pittsburgh (6)
B Joe Heap, New York Giants (8)
- 1957 B Paul Hornung, Green Bay (1)
- 1959 B Nick Pietrosante, Detroit (6)
- 1960 QB George Izo, New York Jets, Phoenix (2)
E Monty Stickle, San Diego, San Francisco (11)
- 1965 WR Jack Snow, Minnesota (8)
- 1967 DT Alan Page, Minnesota (15)
G Tom Regner, Houston (23)
G Tom Seiler, New York Jets (12)
- 1968 DE Kevin Hardy, New Orleans (7)
- 1969 T George Kunz, Atlanta (2)
E Jim Seymour, Los Angeles Rams (10)
- 1970 DT Mike McCoy, Green Bay (2)
- 1972 DE Walt Patulski, Buffalo (1)
DB Clarence Ellis, Atlanta (15)
DT Mike Kadish, Miami (25)
- 1975 DT Mike Fanning, Los Angeles Rams (9)
- 1976 DT Steve Niehaus, Seattle (2)
- 1978 TE Ken MacAfee, San Francisco (7)
DE Ross Browner, Cincinnati (8)
DB Luther Bradley, Detroit (11)
RB Vagas Ferguson, New England (25)
- 1980 LB Bob Crable, New York Jets (23)
- 1983 TE Tony Hunter, Buffalo (12)
- 1984 RB Greg Bell, Buffalo (26)
- 1986 DT Eric Dorsey, New York Giants (19)
- 1988 WR Tim Brown, Los Angeles Raiders (6)
- 1989 OT Andy Heck, Seattle (15)
- 1991 CB Todd Lyght, Los Angeles Rams (5)
- 1992 TE Derek Brown, New York Giants (14)
- 1993 QB Rick Mirer, Seattle (2)
FB Jerome Bettis, Los Angeles Rams (10)
CB Tom Carter, Washington (17)
TE Irv Smith, New Orleans (20)
- 1994 DT Bryant Young, San Francisco (7)
OG Aaron Taylor, Green Bay (16)
FS Jeff Burris, Buffalo (27)
- 1997 DE Renaldo Wynn, Jacksonville (21)
- 1999 OT Luke Petitgout, New York Giants (19)
- 2003 C Jeff Faine, Cleveland (21)
- 2007 QB Brady Quinn, Cleveland (22)

Here's a complete listing of all Notre Dame draft picks, including three years worth of All-America Football Conference picks in 1947-49:

- 1936
 - 1. Bill Shakespeare, B, Pittsburgh (3)
 - 3. Andy Pilney, B, Detroit (26)
 - 7. Marty Peters, E, Pittsburgh (57)

- 7. Wally Fromhart, B, Green Bay (61)
- 8. Wayne Millner, E, Boston (65)

- 1938
 - 5. Chuck Sweeney, E, Green Bay (37)
 - 10. Pat McCarty, C, Pittsburgh (84)
 - 12. Joe Kuharich, G, Pittsburgh (104)

- 1939
 - 6. Ed Beinor, T, Brooklyn (46)
 - 8. Paul Kell, T, Green Bay (69)
 - 9. Earl Brown, E, Chicago Cardinals (71)
 - 17. Ed Longhi, C, Pittsburgh (152)
 - 19. Ed Simonich, B, Chicago Bears (176)
 - 21. Bill Hofer, B, Green Bay (194)
 - 21. Mario Tonelli, B, N.Y. Giants (195)

- 1940
 - 14. Bud Kerr, E, Green Bay (129)
 - 19. Tad Harvey, T, Pittsburgh (173)
 - 22. Steve Sitko, B, Washington (198)

- 1941
 - 11. Milt Piepul, B, Detroit (95)
 - 16. Bob Osterman, C, Chicago Bears (148)
 - 17. Bob Saggau, B, Green Bay (157)

- 1942
 - 13. John Kovatch, E, Washington (116)
 - 21. Steve Juzwik, B, Washington (191)

- 1943
 - 3. Fred (Dippy) Evans, B, Chicago Bears (24)
 - 5. Bob Dove, E, Washington (40)
 - 6. Wally Ziemba, C, Washington (50)
 - 7. Lou Rymkus T, Washington (60)
 - 13. Tom Brock, C, Green Bay (118)
 - 13. Harry Wright, G, Washington (120)
 - 26. Bob Neff, T, Philadelphia (242)
 - 30. Dick Creevy, B, Chicago Bears (289)

- 1944
 - 1. Angelo Bertelli, QB, Boston (1)
 - 1. Creighton Miller, B, Brooklyn (3)
 - 9. Matt Bolger, E, Detroit (79)
 - 12. Pat Filley, G, Cleveland (119)
 - 19. Bob McBride, G, Cleveland (196)
 - 21. John Creevey, B, Cleveland (218)
 - 25. John McGinnis, E, Chicago Cardinals (253)
 - 27. Bill Earley, B, Chicago Cardinals (275)
 - 27. Russell (Pete) Ashbaugh, B, Pittsburgh (283)
 - 32. Stan Kudlacz, C, Cleveland (329)

- 1945
 - 1. Frank Szymanski, C, Detroit (6)
 - 1. John Yonakor, E, Philadelphia (9)
 - 3. John (Tree) Adams, T, Washington (23)
 - 4. Jack Zilly, E, L.A. Rams (32)
 - 6. Corwin (Comie) Clatt, B, Chicago Cardinals (45)
 - 6. Jim Mello, B, Boston (47)
 - 6. Gerry Cowhig, B, Cleveland (48)
 - 7. Ziggy Czarowski, T, Chicago Cardinals (55)
 - 10. Bill Huber, E, Chicago Cardinals (88)
 - 12. Herb Coleman, C, Boston (113)
 - 15. George Connor, T, Pittsburgh (145)
 - 16. John Creevey, B, Chicago Bears (159)
 - 22. Bob Livingstone, B, Chicago Bears (225)
 - 23. Luke Higgins, T, Cleveland (235)
 - 30. Paul Limont, E, Detroit (313)

- 1946
 - 1. Frank Dancewicz, QB, Boston (1)
 - 1. Johnny Lujack, QB, Chicago Bears (4)
 - 1. George Connor, T, N.Y. Giants (5)
 - 1. Emil Sitko, B, L.A. Rams (10)
 - 3. Elmer Angsman, B, Chicago Cardinals (16)
 - 7. Ed Mieszkowski, T, Boston (52)
 - 7. Pete Berezney, T, Detroit (58)
 - 9. Bob Skoglund, E, Washington (79)
 - 10. Joe Signaigo, G, L.A. Rams (90)
 - 13. George Strohmeyer, C, L.A. Rams (120)
 - 14. Bob Palladino, B, L.A. Rams (130)
 - 15. Fred Rovai, G, Chicago Cardinals
 - 17. Gasper Urban, G, L.A. Rams (160)
 - 17. Jerry Ford, E, L.A. Rams (180)
 - 20. Bill Heywood, B, Chicago Cardinals (181)
 - 20. Frank Ruggerio, B, Boston (182)

- NFL
 - 3. John Mastrangelo, G, Pittsburgh (16)
 - 6. George Sullivan, T, Boston (37)

- 10. Bob Kelly, B, Green Bay (81)
- 13. Bob Skoglund, E, Green Bay (111)
- 15. John Fallon, T, N.Y. Giants (134)
- 26. Ralph Stewart, C, N.Y. Giants (244)
- 27. Bob Palladino, B, Green Bay (250)

- AAFC
 - 1947
 - 1. George Sullivan, T, Chicago Rockets (4)
 - 2. Gerry Cohwig, B, Cleveland (16)
 - 5. John Mastrangelo, G, Buffalo (34)
 - 6. Jack Zilly, E, San Francisco (46)
 - 8. Matt Bolger, E, Chicago Rockets (60)
 - 8. George Strohmeyer, C, N.Y. Yankees (63)
 - 14. Bob Livingstone, B, Chicago Rockets (108)
 - 14. Joe Signaigo, B, Cleveland (112)
 - 16. Frank Kosikowski, E, Buffalo (122)
 - Johnny Lujack, QB, Chicago Rockets

- NFL
 - 1948
 - 6. Joe Gasperella, B, Pittsburgh (43)
 - 8. Marty Wendell, G, Philadelphia (63)
 - 16. George Ratterman, QB, Boston (139)
 - 17. Jack Fallon, G, Chicago Bears (152)
 - 18. Bill O'Connor, G, L.A. Rams (160)
 - 24. Floyd Simmons, B, Pittsburgh (223)
 - 25. Coy McGee, B, Detroit (227)
 - 29. John Panelli, B, Green Bay (271)
 - 21. Art Statuto, C, Philadelphia (292)
 - 32. Bill Fischer, G, Chicago Cardinals (300)

- AAFC
 - 1948
 - 3. Bill Gompers, B, Buffalo (16)
 - 4. Bill O'Connor, E, Buffalo (24)
 - 5. Bill Walsh, C, Chicago Rockets (25)
 - 6. Marty Wendell, G, Buffalo (33)
 - 18. Doug Waybright, E, Buffalo (119)
 - 19. Russell (Pete) Ashbaugh, B, Cleveland (129)
 - 26. John Panelli, B, N.Y. Yankees (184)

- NFL
 - 1949
 - 1. Frank Tripuka, QB, Philadelphia (9)
 - 1. Bill Fischer, G, Chicago Cardinals (10)
 - 2. John Panelli, B, Detroit (12)
 - 3. Bill Walsh, C, Pittsburgh (26)
 - 5. Terry Brennan, B, Philadelphia (51)
 - 8. Bill Wightkin, E, Chicago Bears (79)
 - 20. Frank Gaul, T, Boston (193)
 - 24. Don McAuliffe, B, N.Y. Giants (235)

- AAFC
 - 1949
 - 2. John Panelli, B, N.Y. Yankees (13)
 - 5. Frank Gaul, G, Buffalo (35)

- 1950
 - 1. Leon Hart, E, Detroit (1)
 - 2. Jim Martin, E, Cleveland (26)
 - 4. Larry Coutre, B, Green Bay (43)
 - 5. Mike Swistowicz, B, N.Y. Bulldogs (55)
 - 5. Frank Spaniel, B, Washington (58)
 - 5. Ernie Zaleski, B, Chicago Bears (62)
 - 7. Bill Gay, B, Chicago Cardinals (85)
 - 10. Walt Grothaus, C, Chicago Cardinals (125)
 - 11. John Helwig, G, Chicago Bears (140)
 - 18. Ray Espenan, E, Chicago Cardinals (229)
 - 19. Gus Cifelli, T, Detroit (239)
 - 19. Frank Gaul, T, Pittsburgh (242)
 - 30. Ed Hudak, T, Pittsburgh (386)

- 1951
 - 1. Bob Williams, QB, Chicago Bears (2)
 - 1. Jerry Groom, C, Chicago Cardinals (6)
 - 12. Jack Landry, B, Chicago Cardinals (139)
 - 20. Fred Wallner, G, Chicago Cardinals (235)
 - 29. Bob Livingstone, B, Chicago Cardinals (343)

- 1952
 - 2. Bob Toneff, T, San Francisco (22)
 - 7. John Pettibon, B, N.Y. Yankees (74)
 - 10. Chet Ostrowski, E, Washington (115)
 - 12. Jim Mutscheller, E, N.Y. Yankees (134)
 - 13. Dave Flood, B, Pittsburgh (150)
 - 16. Paul Burns, G, N.Y. Giants (191)
 - 28. Billy Barrett, B, Green Bay (327)

- 1953
 - 8. Don Beck, B, N.Y. Giants (94)
 - 15. Bob O'Neil, E, Pittsburgh (173)
 - 29. Jack Alessandrini, G, Baltimore (338)
 - 30. Bill Gaudreau, B, Chicago Cardinals (351)

- 1954
 - 1. Art Hunter, T, Green Bay (2)
 - 1. Johnny Lattner, B, Pittsburgh (7)
 - 1. Neil Worden, B, Philadelphia (9)
 - 2. Jim Schrader, C, Washington (20)
 - 4. Frank Paterra, B, Chicago Bears (42)
 - 4. Minnie Mavraides, G, Philadelphia (45)
 - 6. Tom McHugh, B, Chicago Cardinals
 - 10. Joe Katchik, E, L.A. Rams
 - 15. Sam Palumbo, G, San Francisco
 - 18. Don Penza, E, Pittsburgh
 - 28. Joe Bush, G, Pittsburgh

- 1955
 - 1. Ralph Guglielmi, QB, Washington (3)
 - 1. Frank Varrichione, T, Pittsburgh (6)
 - 1. Joe Heap, B, N.Y. Giants (8)
 - 2. Dick Szymanski, C, Baltimore (16)
 - 3. Tony Pasquesi, T, Chicago Cardinals (32)
 - 4. Paul Reynolds, B, Cleveland (41)
 - 4. Sam Palumbo, C, Cleveland (49)
 - 6. Dan Shannon, E, Chicago Bears (63)
 - 24. Bob Ready, T, Washington (279)

- 1956
 - 3. Don Schaefer, B, Philadelphia (28)
 - 9. Wayne Edmonds, G, Pittsburgh (100)
 - 13. Jim Mense, C, Green Bay (152)
 - 14. John McMullan, G, N.Y. Giants (165)
 - 15. Dick Fitzgerald, B, Chicago Bears (178)
 - 19. Ray Lemek, G, Washington (227)
 - 21. Gene Martell, T, Pittsburgh (244)
 - 21. Gene Kaphis, E, Cleveland (253)
 - 22. George Nicula, T, Washington (262)
 - 29. Pat Biscaglia, G, Washington (347)

- 1957
 - 1. Paul Hornung, B, Green Bay (1)
 - 12. Ed Sullivan, C, Green Bay (135)
 - 13. Jim Morse, B, Green Bay (148)
 - 20. Byron Beams, T, L.A. Rams (232)

- 1958
 - 6. Dick Lynch, B, Washington (66)
 - 9. Frank Kuchta, C, Washington (102)
 - 10. Aubrey Lewis, B, Chicago Bears (113)

- 1959
 - 1. Nick Pietrosante, B, Detroit (6)
 - 5. Bob Wetoska, T, Washington (49)
 - 5. Frank Geremia, T, San Francisco (54)
 - 7. Don Lawrence, T, Washington (76)
 - 10. Ron Toth, T, Washington (113)
 - 10. Bronko Nagurski, T, San Francisco (114)
 - 18. Al Ecuery, G, N.Y. Giants (214)
 - 27. Norm Odyinic, B, Washington (316)
 - 28. Bob Williams, B, Chicago Bears (332)
 - 29. Dick Loncar, T, Pittsburgh (343)
 - 30. Angelo Mosca, T, Philadelphia (350)

- 1960 (NFL)
 - 1. George Izo, B, Chicago Cardinals (2)
 - 1. Monty Stickle, E, San Francisco (11)
 - 3. Bob Scholtz, C, Detroit (27)
 - 12. Jim Crotty, HB, Washington/Dallas (136)
 - 17. Mike Graney, E, Philadelphia/Bufalo (200)

- 1960 (AFL) no record of order
 - George Izo, B, N.Y. Titans
 - Monty Stickle, E, L.A. Chargers
 - Bob Scholtz, C, L.A. Chargers
 - Jim Crotty, HB, Dallas Texans
 - Mike Graney, E, Buffalo

- 1961 (NFL)
 - 2. Myron Pottios, LB, Pittsburgh (19)
 - 10. Joe Scibelli, HB, L.A. Rams (130)
 - 10. Bill (Red) Mack, B, Pittsburgh (131)
 - 20. Ray Ratkowski, B, Green Bay (218)

- 1961 (AFL)
 - 3. Myron Pottios, LB, Oakland
 - 9. Bob Scipitto, HB, L.A. Chargers
 - 10. Joe Scibelli, HB, N.Y. Titans
 - 23. Bill (Red) Mack, B, Buffalo
 - 27. Ray Ratkowski, B, Boston

1962 (NFL)

- Joe Carollo, T, L.A. Rams (16)
- Bob Bill, T, N.Y. Giants (26)
- Mike Lind, HB, San Francisco (64)
- John Powers, E, Pittsburgh (117)
- Joe Perkowski, B, Chicago Bears (175)

1962 (AFL)

- Bob Bill, T, San Diego (31)
- Nick Buoniconti, G, Boston (102)
- Joe Carollo, T, L.A. Dallas Texans (139)
- Mike Lind, HB, San Diego (152)

1963 (NFL)

- Ed Hoerster, LB, Chicago Bears (137)
- Daryle Lamonica, QB, Green Bay (168)
- John Slatkosky, T, St. Louis (213)

1963 (AFL)

- Ed Burke, T, Houston (70)
- Ed Hoerster, LB, Buffalo (124)
- Daryle Lamonica, QB, Buffalo (188)

1964 (NFL)

- Jim Kelly, E, Pittsburgh (28)
- Paul Costa, B, Green Bay (55)
- Frank Budka, HB, Chicago Bears (56)
- Jim Snowden, FB, Washington (59)
- George Bednar, G, St. Louis (104)
- Tom MacDonald, B, Washington (171)
- Dave Humenik, T, N.Y. Giants (236)

1964 (AFL)

- Jim Kelly, E, Boston (13)
- George Bednar, G, Oakland (23)
- John Simon, E, Kansas City (50)
- Clay Stephens, E, Kansas City (73)
- Paul Costa, B, Kansas City (106)
- Jim Snowden, FB, Kansas City (114)
- Bob Lehmann, G-LB, N.Y. Jets (131)
- Dave Humenik, T, N.Y. Boston (180)

1965 (NFL)

- Jack Snow, E, Minnesota (8)
- Tony Carey, QB, Chicago Bears (73)
- John Huarte, HB, Philadelphia (76)
- John Meyer, LB, St. Louis (110)
- Jim Carroll, LB, N.Y. Giants (155)
- Dave Pivec, E, Chicago Bears (185)
- Tom Longo, B, Philadelphia (188)
- Dick Arrington, G, Cleveland (251)

1965 (AFL)

- John Huarte, QB, N.Y. Jets
- Dick Arrington, G, Boston
- Jack Snow, E, San Diego
- Tony Carey, HB, San Diego
- Tom Longo, B, Philadelphia/Oakland

1966 (NFL)

- Nick Rassa, DB, Atlanta (17)
- Nick Eddy, HB, Detroit (24)
- Phil Sheridan, E, Atlanta (48)
- Pete Duranko, DE-LB, Cleveland (61)
- Bill Wolski, HB, Atlanta (65)
- Tom Talaga, E, Cleveland (123)
- Arunas Vasy, LB, Philadelphia (234)

1966 (AFL)

- Nick Eddy, HB, Denver
 - Nick Rassa, DB, San Diego
 - Pete Duranko, DE-LB, Denver
 - Phil Sheridan, E, N.Y. Jets
 - Bill Wolski, HB, N.Y. Jets
 - Tom Talaga, E, Denver
- Note: Eddy was a redshirt draft

1967

- Paul Seiler, G, N.Y. Jets (12)
- Alan Page, DE, Minnesota (15)
- Tom Regner, G, Houston (23)
- Larry Conjar, FB, Cleveland (46)
- Jim Lynch, LB, Kansas City (47)
- George Goeddeke, C, Denver (59)
- Tom Rhoads, DE, Buffalo (70)
- Allen Sack, LB, L.A. Rams (408)
- Paul Hornung, HB, New Orleans (Expansion)
- Bob Scholtz, T, New Orleans (Expansion)

1968

- Kevin Hardy, DE, New Orleans (7)
- Mike McGill, LB, Minnesota (76)
- Jim Smithberger, DB, Boston (116)
- Dave Martin, DB, Philadelphia (157)
- Dick Swatland, G-T, New Orleans (195)
- Tom Schoen, DB, Cleveland (212)
- John Pergine, LB, L.A. Rams (297)
- Rocky Bleier, RB, Pittsburgh (417)

1969

- George Kunz, T, Atlanta (2)
- Jim Seymour, SE, L.A. Rams (10)
- Terry Hanratty, QB, Pittsburgh (30)
- Bob Kuechenberg, G, Philadelphia (80)
- Jim Winegardner, TE, Chicago Bears (119)
- Ed Tuck, G, Miami (141)
- Bob Gladieux, RB, Boston (186)
- Eric Norri, DT, Washington (269)
- Bob Belden, QB, Dallas (308)
- John Lavin, LB, Kansas City (309)
- Tom Quinn, DB, Chicago Bears (325)

1970

- Mike McCoy, DT, Green Bay (2)
- Jim Reilly, G, Buffalo (57)
- Bob Olson, LB, Boston (107)
- Mike Oriard, C, Kansas City (130)
- Terry Brennan, T, Philadelphia (158)

1971

- Joe Theismann, QB, Miami (99)
- Tim Kelly, LB, Boston (106)
- Larry DiNardo, G, New Orleans (158)
- Jim Wright, LB, N.Y. Giants (382)

1972

- Walt Patulski, DE, Buffalo (1)
- Clarence Ellis, DB, Atlanta (15)
- Mike Kadish, DT, Miami (25)
- Fred Swendsen, DE, Buffalo (53)
- Eric Patton, LB, Green Bay (86)
- Tom Gatewood, WR, N.Y. Giants (107)
- Ralph Stepaniak, DB, Buffalo (157)
- Mike Zikas, DT, N.Y. Giants (177)

1973

- Greg Marx, DT, Atlanta (39)
- Mike Creaney, C, Chicago Bears (138)
- John Dampier, G, Cincinnati (224)
- Jim O'Malley, LB, Denver (296)
- John Cieszkowski, RB, Chicago Bears (320)
- Ken Schlezes, DB, Philadelphia (367)

1974

- Dave Casper, TE, Oakland (45)
- Mike Townsend, DB, Minnesota (86)
- Brian Doherty, P, Buffalo (226)
- Tim Rudnick, DB, Baltimore (285)
- Frank Pomarico, G, Kansas (353)
- Bob Thomas, K, LA Rams (388)
- Cliff Brown, RB, Philadelphia (427)
- Willie Townsend, WR, L.A. Rams (440)

1975

- Mike Fanning, DT, L.A. Rams (9)
- Greg Collins, LB, San Francisco (35)
- Drew Mahalic, LB, Denver (69)
- Kevin Nosbusch, DT, San Diego (111)
- Wayne Bullock, RB, San Francisco (114)
- Steve Sylvester, T, Oakland (259)
- Pete Demmerle, WR, San Diego (320)
- Eric Penick, RB, Denver (329)
- Reggie Barnett, DB, San Diego (345)
- Tom Fine, TE, Buffalo (406)

1976

- Steve Niehaus, DT, Seattle, (2)
- Ed Bauer, G, New Orleans, (201)

1978

- Ken MacAfee, TE, San Francisco (7)
- Ross Browner, DT, Cincinnati (8)
- Luther Bradley, DB, Detroit (11)
- Willie Fry, DE, Pittsburgh (49)
- Ernie Hughes, G, San Francisco (79)
- Al Hunter, RB, Seattle (1977 supplemental draft)
- Ted Burgmeier, DB, Miami (111)
- Steve McDaniels, T, San Francisco (249)
- Doug Becker, LB, Pittsburgh (258)

1979

- Dave Huffman, C, Minnesota (43)
- Bob Golic, LB, New England (52)
- Joe Montana, QB, San Francisco (82)
- Steve Heimkreiter, LB, Baltimore (197)
- Jerome Heavens, RB, Chicago Bears (230)
- Kris Haines, WR, Washington (233)
- Jeff Weston, DT, Miami (244)
- Joe Restic, DB, Chicago Bears (257)
- Mike Calhoun, DT, Dallas, (274)
- Jim Browner, DB, Cincinnati (304)

1980

- Vagas Ferguson, RB, New England (25)
- Dave Waymer, DB, New Orleans (41)
- Tim Foley, T, Baltimore (51)
- Rusty Lisch, QB, St. Louis (89)

- Bobby Leopold, LB, San Francisco (210)
- Rob Martinovich, T, Kansas City (51)

1981

- John Scully, C, Atlanta (109)
- Pete Holohan, TE, San Diego (189)
- Scott Zettek, DT, Chicago Bears (205)
- Jim Stone, RB, Seattle (223)
- Tim Huffman, T, Green Bay (227)
- John Hanker, LB, Denver (317)

1982

- Bob Crable, LB, N.Y. Jets (23)
- John Krimm, DB, New Orleans (76)
- Phil Pozderac, T, Dallas (137)

1983

- Tony Hunter, TE, Buffalo (12)
- Dave Duerson, DB, Chicago Bears (64)
- Tom Thayer, C, Chicago Bears (91)
- Larry Moriarty, RB, Houston (114)
- Mark Zavagnin, LB, Chicago Bears (235)
- Bob Clasby, T, Seattle (236)

1984

- Greg Bell, RB, Buffalo (26)
- Chris Brown, DB, Pittsburgh (164)
- Stacey Toran, DB, L.A. Raiders (168)
- Neil Maune, G, Dallas (249)
- Blair Kiel, QB, Tampa Bay (281)

1985

- Mike Gann, DE, Atlanta (45)
- Mike Kelley, G, Houston (82)
- Mark Bavaro, TE, N.Y. Giants (100)
- Mike Golic, DT, Houston (255)
- Larry Williams, G, Cleveland (259)

1986

- Eric Dorsey, DE, N.Y. Giants (19)
- Allen Pinkett, RB, Houston (61)
- Tony Furjanic, LB, Buffalo (202)
- Mike Perrino, T, San Diego (209)

1987

- Wally Kleine, T, Washington (48)
- Steve Beuerlein, QB, L.A. Raiders (110)
- Robert Banks, DT, Houston (176)
- Joel Williams, TE, Miami (210)

1988

- Tim Brown, WR, L.A. Raiders (6)
- Tom Rehder, T, New England (69)
- Chuck Lanza, C, Pittsburgh (70)
- Cedric Figaro, LB, San Diego (152)
- Brandy Wells, DB, Cincinnati (226)

1989

- Andy Heck, T, Seattle (15)
- Frank Stams, DE, L.A. Rams (44)
- Mark Green, RB, Chicago (130)
- Wes Pritchett, LB, Miami (147)
- George Streeter, S, Chicago (304)

1990

- Anthony Johnson, FB, Indianapolis (36)
- Tim Grunhard, OG, Kansas City (40)
- Jeff Alm, DT, Houston (41)
- Pat Terrell, FS, L.A. Rams (49)
- Mike Brennan, OT, Cincinnati (92)
- Stan Smagala, CB, L.A. Raiders (122)
- Ned Bolcar, LB, Seattle (146)
- D'Juan Francisco, SS, Washington (262)
- Dean Brown, OT, Indianapolis (316)

1991

- Todd Lyght, CB, L.A. Rams (5)
- Ricky Watters, RB, San Francisco (45)
- Chris Zorich, NT, Chicago (49)
- Bob Dahl, DT, Cincinnati (72)
- Raghib Ismail, FL, L.A. Raiders (100)
- Tim Ryan, OG, Tampa Bay (136)
- Andre Jones, OLB, Pittsburgh (185)
- Scott Kowalkowski, OLB, Philadelphia (216)
- Michael Stonebreaker, ILB, Chicago (245)
- Mike Heldt, C, San Diego (257)

1992

- Derek Brown, TE, N.Y. Giants (14)
- Rod Smith, DB, New England (35)
- Rodney Culver, FB, Indianapolis (85)
- Tony Brooks, FB, Philadelphia (92)
- Gene McGuire, C, New Orleans (95)
- Tony Smith, SE, Kansas City (159)
- George Williams, DT, Cleveland (163)
- Mirko Jurkovic, OG, Chicago (246)

1993

- Rick Mirer, QB, Seattle (2)
- Jerome Bettis, FB, L.A. Rams (10)
- Tom Carter, CB, Washington (17)

- Irv Smith, TE, New Orleans (20)
- Demetrius DuBose, LB, Tampa Bay (34)
- Reggie Brooks, TB, Washington (45)
- Devon McDonald, LB, Indianapolis (107)
- Lindsay Knapp, OG, Kansas City (130)
- Craig Hentrich, PK-P, N.Y. Jets (200)

1994

- Bryant Young, DT, San Francisco (7)
- Aaron Taylor, OG, Green Bay (16)
- Jeff Burris, FS, Buffalo (27)
- Tim Ruddy, C, Miami (65)
- Jim Flanigan, DT, Chicago (74)
- Willie Clark, CB, San Diego (82)
- Lake Dawson, SE, Kansas City (92)
- John Covington, SS, Indianapolis (133)
- Anthony Peterson, LB, San Francisco (153)
- Pete Bercich, LB, Minnesota (211)

1995

- Ray Zellars, FB, New Orleans (44)
- Bobby Taylor, CB, Philadelphia (50)
- Oliver Gibson, NG, Pittsburgh (120)
- Michael Miller, FL, Cleveland (147)
- Travis Davis, SS, New Orleans (242)

1996

- Derrick Mayes, SE, Green Bay (56)
- Paul Grasmanis, NG, Chicago (116)
- Shawn Wooden, CB, Miami (189)
- Dusty Zeigler, G, Buffalo (202)

1997

- Renaldo Wynn, DL, Jacksonville (21)
- Marc Edwards, RB, San Francisco (55)
- Bert Berry, LB, Indianapolis (86)
- Kinnon Tatum, LB, Carolina (87)
- Pete Chryplewicz, TE, Detroit (135)

1998

- Allen Rossum, DB, Philadelphia (85)

1999

- Luke Petitgout, OT, N.Y. Giants (19)
- Jerry Wisne, OG, Chicago (143)
- Mike Rosenthal, OT, N.Y. Giants (149)
- Malcolm Johnson, SE, Pittsburgh (166)
- Hunter Smith, P, Indianapolis (210)
- Autry Denson, TB, Tampa Bay (233)
- Kory Minor, LB, San Francisco (234)

2000

- Jarvis Jackson, QB, Denver Broncos (214)

2001

- Mike Gandy, OG, Chicago (68)
- Brock Williams, CB, New England (86)
- Jabari Holloway, TE, New England (119)
- Tony Driver, FS, Buffalo (178)
- Dan O'Leary, TE, Buffalo (195)
- Anthony Denman, ILB, Jacksonville (213)

2002

- Anthony Weaver, DT, Baltimore (52)
- Rocky Boiman, OLB, Tennessee (133)
- John Owens, TE, Detroit (138)
- Tyree Harrison, ILB, Philadelphia (198)
- Javin Hunter, WR, Baltimore (206)
- David Givens, WR, New England (253)

2003

- Jeff Faine, C, Cleveland (21)
- Jordan Black, OT, Kansas City (153)
- Sean Mahan, OG, Tampa Bay (168)
- Shane Walton, CB, St. Louis (170)
- Gerome Sapp, SS, Baltimore (182)
- Arnaz Battle, WR, San Francisco (197)
- Brennan Curtin, OT, Green Bay (212)

2004

- Julius Jones, RB, Dallas (43)
- Courtney Watson, LB, New Orleans (60)
- Glenn Earl, FS, Houston (122)
- Vontez Duff, CB, Houston (170)
- Jim Molinaro, OT, Washington (180)

2005

- Justin Tuck, DE, NY Giants (74)
- Jerome Collins, TE, St. Louis (144)

2006

- Anthony Fasano, TE, Dallas (53)
- Maurice Stovall, WR, Tampa Bay (90)
- Dan Stevenson, OG, New England (205)

2007

- Brady Quinn, QB, Cleveland (22)
- Victor Abiamiri, DE, Philadelphia (57)
- Ryan Harris, OT, Denver (70)
- Derek Landri, DT, Jacksonville (166)
- Mike Richardson, CB, New England (202)
- Dan Santucci, OL, Cincinnati (230)
- Chinedum Ndukwe, S, Cincinnati (253)