

NOTRE DAME

2005 REVIEW

• Notre Dame finished 9-3 in 2005, playing a schedule that featured four ranked teams (according to the Associated Press) in the season's first six games. The Irish won road games at #23 Pittsburgh, #3 Michigan and #22 Purdue before losing a narrow decision to #1 USC at home on Oct. 15.

• Notre Dame's appearance against Ohio State in the Tostitos Fiesta bowl was its second in a Bowl Championship Series game and its first since 2000. It was the 27th bowl appearance for the Irish and 15th in last 19 years.

• Notre Dame's three losses were by a total of 20 points and it narrowly missed a perfect regular season by losing two games by a total of six points. Irish victories were by an average of 18.7 points per game.

• A record-setting offense eclipsed the 40-point mark six times. The Irish also eclipsed the school mark for 30-plus points by reaching that figure in 10 games. Notre Dame scored 30-plus in nine straight games to end the regular season (the first Irish team to achieve that feat). The Irish set a single-season scoring mark with 440 points (the old record was 426 in 1991).

• With the impressive scoring pace, Notre Dame put up yardage totals previously unprecedented in school history. The '05 squad was the first Irish team to have a 3,000-yard passer (Brady Quinn, 3,633 yards), 1,000-yard rusher (Darius Walker, 1,106 yards) and 1,000-yard receiver (Jeff Samardzija, 1,190 yards, and Maurice Stovall, 1,023 yards) on the same roster.

• Notre Dame's record-setting offense, which scored more points (440) than any other team in school history, set 11 team records, nine career individual records, 14 season individual records, seven single-game individual records, plus six other miscellaneous marks.

• Brady Quinn, the holder of 30 school records, has thrown for 300-plus yards seven times with five coming during the 2005 season – 487 vs. Michigan State, 327 at Washington, 440 at Purdue, 467 vs. BYU and 432 at Stanford. He is the only Irish quarterback to throw for over 400 yards five times in a career (and is the only player to do it twice). In the game at Purdue, he became the first to throw for more than 300 yards in three consecutive games.

• Prior to the Tostitos Fiesta Bowl game against Ohio State Brady Quinn had tossed a touchdown pass in a Notre Dame record 16 consecutive games (broke John Huart's record of 10 set in 1964). He totaled 40 TD passes during the run (2.5 per game), including a school record 32 in '05. Quinn became the first Irish quarterback to throw six TD passes in a game when he did it against BYU (32-41 for 467 yards and no interceptions).

• Brady Quinn shattered the single-season school record for touchdown passes at Notre Dame Stadium with 21 scoring tosses in '05 — five vs. Michigan State, one vs. USC, six vs. BYU, three vs. Tennessee, four vs. Navy and two vs Syracuse. The previous Notre Dame Stadium single-season record was held by Ron Powlus (1994) and Jarious Jackson (1999).

• 2005 consensus All-America receiver Jeff Samardzija had a record-setting season as he led the Irish with 77 catches for 1,249 yards 15 touchdowns receptions. He became Notre Dame's first 1,000-yard receiver since Tom Gatewood in 1970. His 15 scoring receptions led the nation and bested Derrick Mayes' previous Irish record of 11 set in 1994.

• Jeff Samardzija entered the '05 campaign without a TD catch in his career and then proceeded to catch a TD pass in each of Notre Dame's first eight games. He became the first Irish receiver to begin the season with eight consecutive contests with a TD catch, which established a school record for consecutive games with a TD catch (surpassing Malcolm Johnson's record set in 1998).

• Safety Tom Zbikowski became the first Notre Dame defensive player to return a punt or interception for a touchdown four times (he did it in a three-game stretch against USC, BYU and Tennessee). He had an interception and punt return for TD's against Tennessee to become the first Irish player to accomplish that feat (interception and punt return in the same game) since Nick Rassas in 1965.

• Running back Darius Walker became the ninth Irish player to rush for over 1,000 yards in a season as he totaled 1,196 yards on 253 carries and scored seven touchdowns. Walker also set the Irish mark in '05 for receptions by a back with 43 for 351 yards and two scores. He produced seven 100-yard rushing efforts, marking the first time since 1993 that an Irish player registered seven or more 100-yard rushing performances.



Notre Dame 42

September 3, 2005 • Heinz Field

(#23) Pittsburgh 21



PITTSBURGH — Perhaps the most anticipated season-opening matchup in recent Notre Dame football history produced a performance and an outcome that surpassed what even the most optimistic observer of Irish football could have hoped for as the Irish opened the Charlie Weis era in style with a 42-21 pasting of 23rd-ranked Pittsburgh in front of a sellout crowd at Heinz Field.

The retooled Notre Dame offense hummed via the power of the precision passing of quarterback Brady Quinn, big-play performances by running backs Darius Walker and Rashon Powers-Neal, and a punishing offensive line. The Irish produced six touchdowns, 502 yards of total offense (275 rushing, 227 passing), and a staggering 33 first downs in a methodically dominant performance reminiscent of Weis's offenses from his previous tenure with the NFL's New England Patriots.

In a game in which few had the Irish pegged as pre-game favorites, Notre Dame overcame an early deficit and salted away the verdict by halftime with a 28-point second-period explosion that created a 35-13 lead. So dominant was the Irish offensive effort that the unit produced more total yardage in the first half (319 yards) that it had in five entire games last season.

Complementing the offensive prowess was an impressive performance by the Irish defense and special teams. A maligned unit much of the last two seasons, the Notre Dame defense held to 323 total yards (153 in the first half) a Pittsburgh offense that had produced 432 yards and 41 points just nine months earlier in a defeat of the Irish. In addition, Notre Dame defenders caused two turnovers (one fumble on a kickoff return and one interception) and limited the Panthers to a 4-of-14 night on third downs.

How effective was the Irish offense? The unit converted 10-of-15 third down opportunities into first downs, including 10 of its first 11 chances in those situations. Quarterback Brady Quinn passed with startling accuracy much of the night, completing 11 consecutive passes over one span covering the second and third periods. For the game, Quinn passed for 227 yards and two touchdowns while completing 18-of-27 attempts with one interception. He averaged 12.5 yards per completion and 8.4 yards per attempt.

Running back Darius Walker rushed for 100 yards on 20 carries and caught three passes for 52 yards while backfield mate Rashon Powers-Neal scored three rushing touchdowns and averaged 5.1 yards per carry (eight rushes, 41 yards).

SCORING SUMMARY

Notre Dame	7	28	7	0	—	42
Pittsburgh	10	3	0	8	—	21

FIRST QUARTER

PITT: Greg Lee 39-yard pass from Greg Lee (Josh Cummings kick), 10:58 left. Drive: 73 yards, eight plays, 4:02 elapsed since opening kickoff. ND: Darius Walker 51-yard pass from Brady Quinn (D.J. Fitzpatrick kick), 2:39 left. Drive: 78 yards, six plays, 1:21 elapsed since Brandon Harris returns kickoff to ND 22. Key play: Darius Walker rushed for one yard and a first down on 3rd-and-1 to the ND 32. Score: Pitt 7, Notre Dame 7.

PITT: Josh Cummings 49-yard field goal, 1:40 left. Drive: 22 yards, seven plays, 3:43 elapsed since Darrelle Revis returns interception three yards to ND 42. Score: Pitt 10, Notre Dame 7.

SECOND QUARTER

ND: Darius Walker 2-yard run (Fitzpatrick kick), 13:07 left. Drive: 65 yards, nine plays, 3:33 elapsed since kickoff by Adam Graessle landed out of bounds. Key play: Rhema McKnight eight-yard pass from Quinn to Pitt 2 on 3rd-and-6. Score: Notre Dame 14, Pitt 10.

ND: Rashon Powers-Neal 2-yard run (Fitzpatrick kick), 6:59 left. Drive: 65 yards, nine plays, 4:20 elapsed since Tom Zbikowski returned punt 23 yards to ND 35. Key play: Anthony Fasano 18-yard pass from Quinn to the Pitt 24. Score: Notre Dame 21, Pitt 10.

ND: Jeff Samardzija 19-yard pass from Brady Quinn (Fitzpatrick kick), 6:03 left. Drive: 19 yards, two plays, 0:45 elapsed since Chinedum Ndukwe recovered fumble by Pitt's Marcus Furman at Pitt 19. Score: Notre Dame 28, Pitt 10.

PITT: Josh Cummings 23-yard field goal, 4:20 left. Drive: 55 yards, five plays, 1:43 elapsed since Marcus Furman returned kickoff 33 yards to Pitt 39. Key play: Joe Delsardo 18-yard pass from Palko to the ND 28, plus personal foul penalty moved ball to ND 14. Score: Notre Dame 28, Pitt 13.

ND: Powers-Neal 9-yard run (Fitzpatrick kick), 1:39 left. Drive: 70 yards, eight plays, 2:41 elapsed since Justin Hoskins returned kickoff 24 yards to ND 30. Key play: McKnight 16-yard pass from Quinn on 1st-and-15 to the Pitt 30. Score: Notre Dame 35, Pitt 13.

Defensively, the Irish were led in tackles by cornerback Ambrose Wooden who recorded 12 tackles (10 solos) in his first start. The Irish sacked Palko five times, including two sacks by linebacker Brandon Hoyte (nine tackles) and solo sacks by ends Victor Abiamiri (five tackles), Chris Frome and linebacker Corey Mays (three tackles).

After the Panthers opened the game with a 39-yard scoring pass from Palko to wideout Greg Lee, the Irish responded quickly. Walker keyed a 78-yard, six-play march to tie it at 7-7, rushing four times for 17 yards before making a difficult catch on a delayed screen pass from Quinn and following a convoy of Irish blockers 51 yards for the first touchdown.

After the Panthers moved to a 10-7 lead later in the first period, the Irish took the lead for good on a 65-yard march capped by a two-yard run around left end by Walker for a 14-10 advantage. That scoring march became the first of five consecutive drives that ended in Notre Dame touchdowns as the Irish reached paydirt on six of their first seven possessions of the game.

Following a Panther punt, the Irish again marched 65 yards to a score. Two passes from Quinn to tight end Anthony Fasano, spanning 12 and 18 yards, keyed the drive that was concluded by a two-yard run by Powers-Neal for a 21-10 Notre Dame lead. The Irish upped the margin to 28-10 just 45 seconds later. Chinedum Ndukwe recovered a fumble on the ensuing kickoff forced by Casey Cullen, and Jeff Samardzija made a spectacular leaping catch of a Quinn pass for a 19-yard scoring play.

After Pitt responded with a drive to a field goal, the Irish moved back for another touchdown and a 35-13 halftime lead. The 70-yard drive was fueled by Quinn's passing as he connected with Stovall for 11 yards, Powers-Neal for 18 and McKnight for 16 before Powers-Neal blasted through the middle for nine yards and the score with 1:39 left in the half.

The Irish sealed the verdict by opening the second half with an impressive 20-play, 80-yard drive that consumed 7:01 of game time. The Irish converted five third-down plays into first downs on the march that ended with Powers-Neal's third scoring run of the night, this one from four yards out.

"I'm relieved to have this first game under our belt," Weis said. "I'm happy for Notre Dame, I'm happy for our players and I'm happy for our fans. I thought our team played aggressive. We won the battles out there on the field tonight. This game was so much talk about Weis vs. (Dave) Wannstedt, and I was afraid it would be a distraction to our team."

THIRD QUARTER

ND: Powers-Neal 4-yard run (Fitzpatrick kick), 7:59 left. Drive: 80 yards, 20 plays, 7:01 elapsed since second half kickoff. Score: Notre Dame 42, Pitt 13.

FOURTH QUARTER

PITT: Tyler Palko 4-yard run (Tom Murphy rush), 12:55 left. Drive: 72 yards, seven plays, 1:49 elapsed since ND punt downed at the Pitt 28. Score: Notre Dame 42, Pitt 21.

ATTENDANCE — 66,451 (C)

TEAM STATISTICS

	ND	PITT
First Downs	33	20
Rushing	20	8
Passing	11	9
Penalty	2	3
Rushing Attempts	50	31
Yards Gained Rushing	279	147
Yards Lost Rushing	4	44
Net Yards Rushing	275	103
Net Yards Passing	227	220
Passes Attempted	27	35
Passes Completed	18	20
Had Intercepted	1	1
Total Offensive Plays	77	66
Total Net Yards	502	323
Average Gain Per Play	6.5	4.9
Fumbles: Number — Lost	1-0	2-1
Penalties: Number — Yards	10-94	6-55
Number of Punts — Yards	3-137	4-195
Average Yards Per Punt	45.7	48.8
Punt Returns: Number — Yards	1-23	0-0
Kickoff Returns: Number — Yards	2-35	5-80
Interceptions: Number — Yards	1-0	1-3
Fumble Returns: Number — Yards	0-0	0-0
Time of Possession	32:46	27:14
Third Down Conversions	10-15	4-14
Fourth Down Conversions	0-0	1-3
Sacks By: Number — Yards	5-38	0-0



Darius Walker rushed for 100 yards against Pittsburgh in the 2005 season opener, including this two-yard run in the second quarter. (photo by Matt Cashore)

NOTRE DAME

RUSHING	ATT	GAIN	LOST	NET	TD	LG
Darius Walker	20	100	0	100	1	11
Brady Quinn	5	49	0	49	0	16
Rashon Powers-Neal	8	41	0	41	3	9
Travis Thomas	8	40	0	40	0	16
David Wolke	1	22	0	22	0	22
Jeff Jenkins	6	21	4	17	0	9
Asaph Schwapp	2	6	0	6	0	4

PASSING	ATT	COMP	INT	YDS	TD	LG
Brady Quinn	27	18	1	227	2	51

RECEIVING	NO	YARDS	TD	LG
Anthony Fasano	4	42	0	18
Darius Walker	3	52	1	51
Rhema McKnight	3	51	0	27
Jeff Samardzija	3	34	1	19
Maurice Stovall	2	27	0	16
John Carlson	2	3	0	3
Rashon Powers-Neal	1	18	0	18

PUNTING	NO	YARDS	AVG	LG	120
D.J. Fitzpatrick	3	137	45.7	54	1

RETURNS	PR	KO	INT
Tom Zbikowski	1-23	--	1-0
Justin Hoskins	--	1-24	--
Brandon Harris	1-23	2-35	--

PITTSBURGH

RUSHING	ATT	GAIN	LOST	NET	TD	LG
Raymond Kirkley	5	67	3	64	0	55
Rashad Jennings	7	29	0	29	0	9
LaRod Stephens	2	17	0	17	0	12
Tim Murphy	5	4	2	2	0	3
Tyler Palko	12	30	39	(-9)	1	10

PASSING	ATT	COMP	INT	YDS	TD	LG
Tyler Palko	35	20	1	220	1	39

RECEIVING	NO	YARDS	TD	LG
Greg Lee	4	63	1	39
Joe Delsardo	4	45	0	18
Steve Buches	4	39	0	18
Erik Gill	3	26	0	9
Derek Kinder	2	29	0	22
Tim Murphy	2	19	0	15
Rashad Jennings	1	(-1)	0	--

PUNTING	NO	YARDS	AVG	LG	120
Adam Graessle	4	195	48.8	51	0

RETURNS	PR	KO	INT
Marcus Furman	--	4-80	--
Jemeel Brady	--	1-0	--
Darrelle Revis	--	--	1-3



(#20) Notre Dame 17

September 10, 2005 • Michigan Stadium

(#3) Michigan 10



ANN ARBOR, Mich. - A mere two games into his Notre Dame tenure, Charlie Weis joined Knute Rockne in the record books as the 20th-ranked Fighting Irish pulled off a 17-10 upset victory at number-three Michigan that gave the Irish a 2-0 start.

Brady Quinn threw two touchdown passes in the first half and the Irish held on to beat the Wolverines, making Weis the first Notre Dame coach to win his first two games on the road since Rockne in 1918.

"If I answered by dignifying that, (Bill) Parcels and (Bill) Belichick would humiliate me," Weis said about his coaching mentors when asked about his connection to Rockne. "I've just coached two games and they've played two games. Let's come back and revisit that in about 10 years."

Notre Dame (2-0) snapped the Wolverines' 16-game winning streak at Michigan Stadium and handed them their first loss against a nonconference team at home since 1998. The Irish - two years removed from losing 38-0 in Ann Arbor - also won at Michigan for the first time since 1993.

Against Michigan, the Irish offense began with a shotgun formation and an empty backfield. The Irish didn't use a huddle save for the last play during the opening 12-play drive, nor did they face a third down situation.

"I think that sent a message to start the game like that," said Quinn, who ended the impressive possession with a five-yard touchdown pass to Rhema McKnight.

The Wolverines (1-1) eventually slowed down Notre Dame's offense, but they squandered several chances in the fourth quarter to pull within a touchdown before finally capitalizing on their third opportunity.

On a fourth-and-three, Chad Henne lofted a 25-yard pass to Mario Manningham with 3:47 left to make it 17-10.

The Wolverines then forced Notre Dame to punt, but four incomplete passes later, the Irish were celebrating on the sideline. As the final seconds ticked off the clock, players ran into the end zone to celebrate with their fans.

"Coming into the 'Big House' and getting a win can be a once-in-a-lifetime experience," defensive end Victor Abiamiri said. "You want to do everything you can to let it sink in."

Notre Dame didn't need much help to beat the Wolverines for the third time in four years, but instant

replay overturned two calls in its favor in the fourth quarter.

On a sneak from inside Notre Dame's one-yard line, Henne was ruled down, but a review showed that he fumbled and that Irish safety Chinedum Ndukwe recovered the ball in the end zone. On the ensuing possession, officials ruled that Quinn fumbled, but a review showed that his knee was down, allowing the Irish to keep the ball deep in their territory.

Quinn was 19-for-30 for 140 yards, and Darius Walker ran for 104 yards for the Irish.

D.J. Fitzpatrick's 43-yard field goal early in the fourth quarter gave Notre Dame a 17-3 lead. On its next possession, Walker fumbled, giving Michigan some hope.

The Wolverines drove to Notre Dame's five, but were turned away after being stuffed on two runs and two passes that fell incomplete. They got inside Notre Dame's one-yard line on their next possession before Henne's fumble.

Henne was 19-of-44 for 223 yards with a touchdown. He was intercepted at Notre Dame's one in the third quarter by Tom Zbikowski and had the key fumble in the fourth. Kevin Grady, replacing the injured Mike Hart, ran for 79 yards. Jason Avant caught five passes for 90 yards.

The game was a defensive struggle as the Wolverines were held to their lowest point total since a 34-9 loss to Iowa in 2002. That game started a home winning streak that Notre Dame snapped in front of 111,386 fans.

Both teams lost a key player in the first half. Michigan running back Michael Hart left after being hit hard by linebacker Corey Mays in the first quarter. Notre Dame's McKnight twisted his right knee after being tackled by Branden Englemon on an incomplete pass in the second quarter.

Steve Breaston's 30-yard reverse on the last play of the first quarter gave Michigan the ball in Irish territory for the first time. Garrett Rivas' 38-yard field goal made it 7-3. Notre Dame responded with its second 12-play drive for a touchdown, capped by Quinn's five-yard pass to Jeff Samardzija for a 14-3 lead with 4:24 left in the second quarter. After the Irish's strong start offensively, Michigan's defense held them in check for the most part, limiting them to 244 yards.



Chinedum Ndukwe recovered a Chad Henne fumble in the end zone, snuffing out a scoring chance for Michigan in the fourth quarter.

(photo by Brother Charles McBride, C.S.C.)

SCORING SUMMARY

Notre Dame	7	7	0	3	-	17
Michigan	0	3	0	7	-	10

FIRST QUARTER

ND - Rhema McKnight 5-yard pass from Brady Quinn (D.J. Fitzpatrick kick), 12:02 left. Drive: 12 plays, 76 yards, 2:58 elapsed. Score: Notre Dame 7, Michigan 0.

SECOND QUARTER

UM - Garrett Rivas 38-yard field goal, 14:04 left. Drive: 5 plays, 35 yards, 1:15 elapsed. Score: Notre Dame 7, Michigan 3.

ND - Jeff Samardzija 5-yard pass from Quinn (Fitzpatrick kick), 4:24 left. Drive: 12 plays, 72 yards, 4:25 elapsed. Score: Notre Dame 14, Michigan 3.

THIRD QUARTER

No Scoring

FOURTH QUARTER

ND - D.J. Fitzpatrick 43-yard field goal, 14:11 left. Drive: 4 plays, 8 yards, 1:21 elapsed. Score: Notre Dame 17, Michigan 3.

UM - Mario Manningham 25 yd pass from Chad Henne (Garrett Rivas kick), 3:47 left. Drive: 5 plays, 50 yards, 0:37 elapsed. Score: Notre Dame 17, Michigan 10.

ATTENDANCE - 111,386 (c)

TEAM STATISTICS

	ND	UM
First Downs	17	15
Rushing	9	6
Passing	8	9
Penalty	0	0
Rushing Attempts	44	29
Yards Gained Rushing	150	123
Yards Lost Rushing	46	9
Net Yards Rushing	104	114
Net Yards Passing	140	223
Passes Attempted	30	44
Passes Completed	19	19
Had Intercepted	0	1
Total Offensive Plays	74	73
Total Net Yards	244	337
Average Gain Per Play	3.3	4.6
Fumbles: Number - Lost	3-1	3-1
Penalties: Number - Yards	4-21	4-28
Number of Punts - Yards	9-371	8-330
Average Yards Per Punt	41.2	41.3
Punt Returns: Number - Yards	1-19	6-31
Kickoff Returns: Number - Yards	1-24	4-72
Interceptions: Number - Yards	1-27	0-0
Fumble Returns: Number - Yards	0-0	0-0
Time of Possession	30:56	29:04
Third Down Conversions	4-15	5-18
Fourth Down Conversions	0-0	2-4
Sacks By: Number - Yards	2-5	3-16

NOTRE DAME

RUSHING	ATT	GAIN	LOST	NET	TD	LG
Darius Walker	26	114	10	104	0	17
Rashon Powers-Neal	8	41	0	41	3	9
Asaph Schwapp	2	6	0	6	0	4
Team	2	0	4	-4	0	-
Rhema McKnight	1	0	7	-7	0	-
Brady Quinn	7	9	25	-16	0	8

PASSING	ATT	COMP	INT	YDS	TD	LG
Brady Quinn	30	19	0	140	2	26

RECEIVING	NO	YARDS	TD	LG
Darius Walker	5	22	0	9
Jeff Samardzija	4	52	1	26
Anthony Fasano	4	18	0	9
Rhema McKnight	2	18	1	13
Maurice Stovall	2	17	0	11
Rashon Powers-Neal	1	9	0	9
Matt Shelton	1	4	0	4

PUNTING	NO	YARDS	AVG	LG	I20
D.J. Fitzpatrick	9	371	41.2	60	1

RETURNS	PR	KO	INT
Tom Zbikowski	1-19	--	1-27
Justin Hoskins	--	1-24	--

MICHIGAN

RUSHING	ATT	GAIN	LOST	NET	TD	LG
Kevin Grady	18	79	0	79	0	23
Steve Breaston	2	34	0	34	0	30
Mike Hart	3	4	0	4	0	2
Jerome Jackson	1	4	0	4	0	4
Chad Henne	4	2	5	-3	0	1
Max Martin	1	0	4	-4	0	0

PASSING	ATT	COMP	INT	YDS	TD	LG
Chad Henne	44	19	1	223	1	54

RECEIVING	NO	YARDS	TD	LG
Tyler Ecker	7	74	0	21
Jason Avant	5	990	0	54
Doug Dutch	2	16	0	13
Mike Massey	2	3	0	2
Mario Manningham	1	25	1	25
Steve Breaston	1	9	0	9
Brian Thompson	1	6	0	6

PUNTING	NO	YARDS	AVG	LG	I20
Ross Ryan	8	330	41.3	56	2

RETURNS	PR	KO	INT
Steve Breaston	6-31	2-30	--
Grant Mason	--	2-42	--



NOTRE DAME – The home debut of Irish head coach Charlie Weis was spoiled by an old nemesis as Michigan State (3-0) weathered a dramatic Notre Dame (2-1) comeback to pull out an overtime victory at Notre Dame Stadium.

The Spartans overcame a 21-point surge by the 10th-ranked Fighting Irish and eked out a 44-41 decision. Spartans running back Jason Teague dashed 19 yards on an option pitch for the game-winning touchdown, handing Weis his first loss as Irish coach after starting the season 2-0 on the road.

"I told (the Notre Dame players) you don't get any medals for trying," Weis said. "I'm never content when you end up losing."

Even in defeat, the Irish showed grit and determination in erasing a 21-point third-quarter deficit. Quarterback Drew Stanton led the Spartans offensively, throwing for 327 yards and three touchdowns on 16-of-27 passing and rushing for another score. Michigan State amassed 488 yards total offense against the Irish defense, as the Spartans joined Purdue (1954-62) as the only opponent to win five straight at Notre Dame Stadium. Michigan State's 12 wins at Notre Dame are the most by an Irish opponent.

The Fighting Irish rallied from 21 points down in the third quarter to tie the score, then took the lead on a 44-yard field goal by D.J. Fitzpatrick on the opening possession of the extra period, but couldn't make it stand up.

"When you come back like that, you've got a lot of emotion and you feel pretty good about yourself," Notre Dame quarterback Brady Quinn said. "And then when you can't come through with the victory, I think there's the ability to be a big letdown."

Quinn passed for a school-record five touchdowns and a career-high 487 yards, the second highest total in Notre Dame history. It wasn't enough, as the Irish

suffered their first loss of the year following wins over Pittsburgh and Michigan to start the season. Those victories had propelled Notre Dame into the top 10 for the first time since 2002.

It appeared for a while Michigan State would win easily when it went ahead 38-17 in the third quarter on a 65-yard screen pass from Stanton to Matt Trannon, who had 126 yards on five catches. The Spartan defense, while it gave up some big plays and 594 yards, made big plays when it had to. On the second play of the second half, Sir Darean Adams picked off a pass from Quinn and returned it 30 yards for a score to give the Spartans a 31-17 lead.

The Irish appeared ready to close to within a touchdown on first-and-goal from the MSU one. Notre Dame fullback Asaph Schwapp attempted to lunge across the middle with the ball ahead of him, but Domata Peko knocked the ball out, and Scott Smith recovered for the Spartans on the seven. Soon after, Trannon scored on the screen pass to spread the lead to 21 points.

The Irish managed to close to 38-31 when Darius Walker scored on a six-yard pass and Maurice Stovall, who had eight catches for 176 yards, scored on a seven-yard pass. The Irish had a chance to tie it earlier in the fourth quarter, but on fourth-and-one from the Michigan State 20, Schwapp was stopped on a run up the middle. The Irish tied the score at 38 with 2:31 left on a catch by Jeff Samardzija, his third score of the game. Quinn became the first Irish quarterback to have two 400-yard passing games, though Joe Theismann holds the single-game school record with 576 yards at Southern California in 1970.

Weis became just the third Notre Dame coach since 1913 to lose his home opener, joining Elmer Layden in 1934 and Lou Holtz in 1986.



Brady Quinn set the Notre Dame single-game record for touchdown passes with five while rallying the Irish from a 21-point deficit against Michigan State.

(photo by Matt Cashore)

SCORING SUMMARY

Michigan State	14	10	14	0	6	-	44
Notre Dame	7	10	7	14	3	-	41

FIRST QUARTER

MSU – Matt Trannon 20-yard pass from Drew Stanton (John Goss kick), 11:38 left. Drive: 4 plays, 70 yards, 1:55 elapsed. Score: Michigan State 7, Notre Dame 0.

ND – Jeff Samardzija 18-yard pass from Brady Quinn (D.J. Fitzpatrick kick), 5:14 left. Drive: 13 plays, 70 yards, 6:24 elapsed. Score: Notre Dame 7, Michigan State 7.

MSU – Kellen Davis 11-yard pass from Drew Stanton (Goss kick), 2:01 left. Drive: 7 plays, 67 yards, 3:13 elapsed. Score: Michigan State 14, Notre Dame 7.

SECOND QUARTER

ND – D.J. Fitzpatrick 48-yard field goal, 9:49 left. Drive: 10 plays, 37 yards, 3:09 elapsed. Score: Michigan State 14, Notre Dame 10.

ND – Jeff Samardzija 31-yard pass from Brady Quinn (Fitzpatrick kick), 8:43 left. Drive: 3 plays, 34 yards, 1:06 elapsed. Score: Notre Dame 17, Michigan State 14.

MSU – John Goss 21-yard field goal, 5:26 left. Drive: 8 plays, 76 yards, 3:17 elapsed. Score: Notre Dame 17, Michigan State 17.

MSU – Drew Stanton 3-yard run (Goss kick), 0:27 left. Drive: 6 plays, 71 yards, 0:46 elapsed. Score: Michigan State 24, Notre Dame 17.

THIRD QUARTER

MSU – SirDarean Adams 30-yard interception return (Goss kick), 14:42 left. Score: Michigan State 31, Notre Dame 17.

MSU – Matt Trannon 65-yard pass from Drew Stanton (Goss kick), 5:07 left. Drive: 4 plays, 90 yards, 1:27 elapsed. Score: Michigan State 38, Notre Dame 17.

ND – Darius Walker 6-yard pass from Brady Quinn (Fitzpatrick kick), 1:23 left. Drive: 9 plays, 80 yards, 3:44 elapsed. Score: Michigan State 38, Notre Dame 24.

FOURTH QUARTER

ND – Maurice Stovall 7-yard pass from Brady Quinn (Fitzpatrick kick), 12:29 left. Drive: 5 plays, 64 yards, 1:17 elapsed. Score: Michigan State 38, Notre Dame 31.

ND – Jeff Samardzija 4-yard pass from Brady Quinn (Fitzpatrick kick), 2:31 left. Drive: 8 plays, 57 yards, 2:35 elapsed. Score: Notre Dame 38, Michigan State 38.

OVERTIME

ND – D.J. Fitzpatrick 44-yard field goal. Drive: 4 plays, 0 yards. Score: Notre Dame 41, Michigan State 38.

MSU – Jason Teague 19-yard run (no kick). Drive: 2 plays, 25 yards. Score: Michigan State 44, Notre Dame 41.

ATTENDANCE — 80,795 (C)

TEAM STATISTICS

	ND	MSU
First Downs	31	18
Rushing	10	7
Passing	19	10
Penalty	2	1
Rushing Attempts	38	36
Yards Gained Rushing	141	186
Yards Lost Rushing	34	25
Net Yards Rushing	107	161
Net Yards Passing	487	327
Passes Attempted	60	27
Passes Completed	33	16
Had Intercepted	1	1
Total Offensive Plays	98	63
Total Net Yards	594	488
Average Gain Per Play	6.1	7.7
Fumbles: Number — Lost	1-1	4-2
Penalties: Number — Yards	9-85	9-85
Number of Punts — Yards	5-170	5-213
Average Yards Per Punt	34.0	42.6
Punt Returns: Number — Yards	2-22	3-6
Kickoff Returns: Number — Yards	4-86	6-125
Interceptions: Number — Yards	1-14	1-30
Fumble Returns: Number — Yards	0-0	0-0
Time of Possession	35:49	24:11
Third Down Conversions	6-18	3-12
Fourth Down Conversions	3-4	0-1
Sacks By: Number — Yards	1-12	3-21

NOTRE DAME

	ATT	GAIN	LOST	NET	TD	LG
RUSHING						
Darius Walker	26	123	7	116	0	16
Asaph Schwapp	5	5	6	-1	0	3
Brady Quinn	7	13	21	-8	0	6
PASSING	ATT	COMP	INT	YDS	TD	LG
Brady Quinn	60	33	1	487	5	50
RECEIVING	NO	YARDS	TD	LG		
Maurice Stovall	8	176	1	50		
Anthony Fasano	7	93	0	24		
Jeff Samardzija	6	96	3	31		
Matt Shelton	6	87	0	33		
Darius Walker	5	24	1	7		
David Grimes	1	11	0	11		
PUNTING	NO	YARDS	AVG	LG	120	
D.J. Fitzpatrick	4	160	40.0	50	2	
Team	1	10	10.0	10	0	
RETURNS	PR	KO	INT			
Tom Zbikowski	2-22	--	--			
Chinedum Ndukwe	--	--	1-14			
Justin Hoskins	--	2-44	--			
Brandon Harris	--	2-42	--			

MICHIGAN STATE

	ATT	GAIN	LOST	NET	TD	LG
RUSHING						
Jason Teague	10	79	7	72	1	29
Drew Stanton	14	61	13	48	1	11
Javon Ringer	4	28	4	24	0	25
Jahuu Calulcrick	6	11	1	10	0	4
Jerramy Scott	2	7	0	7	0	5
PASSING	ATT	COMP	INT	YDS	TD	LG
Drew Stanton	27	16	1	327	3	65
RECEIVING	NO	YARDS	TD	LG		
Matt Trannon	5	136	2	65		
Terry Love	3	69	0	45		
Kyle Brown	3	39	0	28		
Jerramy Scott	2	29	0	23		
Jason Teague	1	34	0	34		
Kellen Davis	1	11	1	11		
Kerry Reed	1	9	0	9		
PUNTING	NO	YARDS	AVG	LG	120	
Brandon Fields	5	213	42.6	50	0	
RETURNS	PR	KO	INT			
Kyle Brown	2-6	5-107	--			
Otis Wiley	1-0	--	--			
SirDarean Adams	--	--	1-30			
Rob Tabatnick	--	1-18	--			



(#16) Notre Dame 36

September 24, 2005 • Husky Stadium

Washington 17



SEATTLE – Notre Dame's offense controlled the tempo of the game as the Irish racked up more than 500 yards of offense in a 36-17 win over the Washington Huskies on a beautiful, sun-drenched day at Husky Stadium.

The 16th-ranked Irish, clicking in the air and on the ground after a slow start, rolled past the Huskies in a game that had little to do with coaches matching wits and everything to do with slick execution by Notre Dame (3-1) and untimely mistakes by Washington (1-3).

While much of the pre-game hype centered on the two coaches, the game itself was decided by Notre Dame's explosive offense and an opportunistic Irish defense that forced turnovers in several key situations. First-year Irish head coach Charlie Weis and former Irish head coach Tyrone Willingham shook hands before the game, and then got down to business. At the end, Notre Dame players swarmed around Willingham to shake his hand and wish him well.

A year after Notre Dame won 38-3 in South Bend against Washington, the Irish took their show on the road to do virtually the same thing against the Huskies. The win, before 71,473 fans in Husky Stadium, made Notre Dame 6-0 all-time against Washington.

Quarterback Brady Quinn compiled 327 yards passing in a balanced attack that saw sophomore halfback Darius Walker rush for a career-high 128 yards on 21 carries. Walker became the first running back in Notre Dame history to rush for more than 100 yards in each of his first four games. Quinn, who also ran for 29 yards, spread the wealth of passes around to his targets, with wide receiver Jeff Samardzija leading them all and gain-

ing a career-high 164 yards. Notre Dame's dominating offense controlled the game, as the Irish did not punt until 11 seconds were left in the contest. They held possession of the ball for 36:56, breaking open the game with 24 points in the second half. Rashon Powers-Neal had a two-yard touchdown run, Samardzija scored on a 52-yard pass and Travis Thomas reached paydirt on an 11-yard run.

Washington, down 29-3 in the fourth quarter, made the final score slightly more respectable with two late touchdowns: the first on a one-yard run by Mark Palaita, and the second with 2:26 left on a 41-yard pass from reserve quarterback Johnny Durocher. Starting Husky quarterback Isaiah Stanback finished with 353 yards on 17-of-34 passing.

A fumble near the goal line on Washington's game-opening, length-of-the-field drive cost the Huskies one touchdown, and an interception in the end zone, after Stanback's career-long 69-yard pass to Marion Wood, cost them another in the second quarter. Notre Dame's only turnover came on a botched field goal snap after driving to the Huskies' 24 on its first possession.

Notre Dame led 12-3 at halftime, scoring on Walker's 17-yard touchdown run. The Irish missed their only extra-point try of the first half, making field goals from 25 yards in the first quarter and 39 in the second quarter. Washington, held to just one second quarter field goal, gained all but five of its 243 yards in the first half on passes, while Notre Dame had the more balanced attack - 146 yards in the air, 102 on the ground.



Jeff Samardzija piled up 164 receiving yards, including a 52-yard strike (pictured) for a touchdown at Washington. (photo by Matt Cashore)

SCORING SUMMARY

Notre Dame	3	9	7	17	-	36
Washington	0	3	0	14	-	17

FIRST QUARTER

ND - D.J. Fitzpatrick 25-yard field goal, 0:02 left. Drive: 11 plays, 47 yards, 4:34 elapsed. Score: Notre Dame 3, Washington 0.

SECOND QUARTER

UW - Evan Knudson 27-yard field goal, 9:52 left. Drive: 10 plays, 70 yards, 5:10 elapsed. Score: Notre Dame 3, Washington 3.

ND - Darius Walker 17-yard run (D.J. Fitzpatrick kick), 4:47 left. Drive: 10 plays, 80 yards, 5:05 elapsed. Score: Notre Dame 10, Washington 3.

ND - D.J. Fitzpatrick 39-yard field goal, 1:01 left. Drive: 9 plays, 59 yards, 2:34 elapsed. Score: Notre Dame 12, Washington 3.

THIRD QUARTER

ND - Rashon Powers-Neal 2-yard run (Fitzpatrick kick), 2:48 left. Drive: 7 plays, 68 yards, 2:35 elapsed. Score: Notre Dame 19, Washington 3.

FOURTH QUARTER

ND - D.J. Fitzpatrick 25-yard field goal, 10:46. Drive: 12 plays, 58 yards, 5:04 elapsed. Score: Notre Dame 22, Washington 3.

ND - Jeff Samardzija 52-yard pass from Brady Quinn (Fitzpatrick kick), 8:48 left. Drive: 3 plays, 60 yards, 1:22 elapsed. Score: Notre Dame 29, Washington 3.

UW - Mark Palaita 1-yard run (Evan Knudson kick), 6:01 left. Drive: 10 plays, 77 yards, 2:47 elapsed. Score: Notre Dame 29, Washington 10.

ND - Travis Thomas 11-yard run (Fitzpatrick kick), 3:26 left. Drive: 5 plays, 44 yards, 2:35 elapsed. Score: Notre Dame 36, Washington 10.

UW - Craig Chambers 41-yard pass from Johnny Durocher (Knudson kick), 2:26 left. Drive: 5 plays, 70 yards, 1:00 elapsed. Score: Notre Dame 36, Washington 17.

ATTENDANCE — 71,473

TEAM STATISTICS

	ND	UW
First Downs	31	20
Rushing	13	2
Passing	16	16
Penalty	2	2
Rushing Attempts	47	22
Yards Gained Rushing	262	65
Yards Lost Rushing	29	24
Net Yards Rushing	233	41
Net Yards Passing	327	408
Passes Attempted	37	40
Passes Completed	25	19
Had Intercepted	0	1
Total Offensive Plays	84	62
Total Net Yards	560	442
Average Gain Per Play	6.7	7.2
Fumbles: Number — Lost	2-0	2-2
Penalties: Number — Yards	6-60	3-25
Number of Punts — Yards	1-33	3-112
Average Yards Per Punt	33.0	37.3
Punt Returns: Number — Yards	2-31	1-10
Kickoff Returns: Number — Yards	8-415	4-202
Interceptions: Number — Yards	1-0	0-0
Fumble Returns: Number — Yards	0-0	0-0
Time of Possession	36:56	23:04
Third Down Conversions	6-13	2-10
Fourth Down Conversions	0-3	2-3
Sacks By: Number — Yards	3-16	1-2

NOTRE DAME

RUSHING	ATT	GAIN	LOST	NET	TD	LG
Darius Walker	21	142	14	128	1	18
Travis Thomas	7	52	0	52	1	16
Rashon Powers-Neal	9	30	0	30	1	10
Brady Quinn	4	29	0	29	0	13
Jeff Jenkins	3	4	0	4	0	3
Jeff Samardzija	2	5	2	3	0	5
Team	1	0	13	-13	0	-

PASSING	ATT	COMP	INT	YDS	TD	LG
Brady Quinn	37	25	0	327	1	52

RECEIVING

	NO	YARDS	TD	LG
Jeff Samardzija	8	164	1	52
Anthony Fasano	6	66	0	21
Rashon Powers-Neal	4	28	0	11
Maurice Stovall	3	34	0	15
Darius Walker	3	20	0	10
John Carlson	1	15	0	15

PUNTING	NO	YARDS	AVG	LG	120
D.J. Fitzpatrick	1	33	33.0	33	0

RETURNS	PR	KO	INT
Ambrose Wooden	--	--	1-0
Tom Zbikowski	2-31	--	--
David Grimes	--	1-31	--

WASHINGTON

RUSHING	ATT	GAIN	LOST	NET	TD	LG
Louis Rankin	8	30	3	27	0	18
Isaiah Stanback	7	24	16	8	0	15
Kenny James	4	8	3	5	0	4
Mark Palaita	1	1	0	1	1	1
James Sims	2	2	2	0	0	2

PASSING	ATT	COMP	INT	YDS	TD	LG
Isaiah Stanback	34	17	1	353	0	69
Johnny Durocher	5	2	0	55	1	41
Sonny Shackelford	1	0	0	0	0	-

RECEIVING

	NO	YARDS	TD	LG
Craig Chambers	5	127	1	49
Sonny Shackelford	4	50	0	19
Anthony Russo	3	61	0	39
Marlon Wood	1	69	0	69
Louis Rankin	1	29	0	29
Kenny James	1	17	0	17
Cody Ellis	1	15	0	15
James Sims	1	14	0	14
Johnnie Kirton	1	13	0	13
Corey Williams	1	13	0	13

PUNTING	NO	YARDS	AVG	LG	120
Sean Douglas	2	100	50.0	60	0
Team	1	12	12.0	12	0

RETURNS	PR	KO	INT
Marlon Wood	1-10	1-20	--
Shelton Sampson	--	1-16	--
Matt Fountaine	--	1-17	--
Greyson Gunheim	--	1-11	--



(#13) Notre Dame 49

October 1, 2005 • Ross-Ade Stadium

(#22) Purdue 28



WEST LAFAYETTE, Ind. - Brady Quinn passed for 440 yards and three touchdowns against 22nd-ranked Purdue, leading No. 13 Notre Dame to a 49-28 victory before a national television audience (ESPN) and 65,491 fans at Ross-Ade Stadium.

Quinn looked a lot like another student of current Irish head coach Charlie Weis, Tom Brady of the New England Patriots, in the way he beat the Purdue secondary, mixing mostly short passes with just enough deep throws to keep the Boilermakers off balance.

Quinn was 20-for-23 for 283 yards in the first half to lead Notre Dame (4-1) to a 28-0 intermission lead. He finished the game 29-of-36 - a career-high 80.5 completion percentage - and threw a touchdown pass for a 10th straight game, tying a school record set by Heisman Trophy winner John Huarte in 1964.

Quinn had lost his first two games against the Boilermakers despite passing for a combined 729 yards. The problem in 2003, his first collegiate start, was he was intercepted four times and didn't have a touchdown pass. In 2004, Quinn was sacked seven times in a 41-16 loss.

On Saturday night, Quinn didn't throw an interception until Notre Dame was up 35-14 - and the Irish intercepted the ball back on the next play. Hardly pressured, Quinn cut up the Purdue secondary as he passed for at least 300 yards for a third straight game. Previously, no Irish quarterback had thrown for 300 yards twice in a season, and he now has five games in his career of over 300 yards passing. In three of those he has surpassed 400 yards, but before Saturday night the two 400-yard efforts had ended in defeat.

Quinn completed eight straight passes at one point and 11 straight at another. Quinn's primary targets were Maurice Stovall and Jeff Samardzija. Stovall finished with eight catches for 134 yards, including four catches for 71 yards on Notre Dame's second scoring drive. Samardzija had a diving one-handed catch for 41 yards to the one-yard line to set up Notre Dame's first score. He also had scoring receptions of 55 and four

yards, becoming the first Irish receiver to have touchdown catches in the team's first five games.


Notre Dame tight end John Carlson had his first career touchdown grab in the fourth quarter, a 22-yard pass from Quinn, who left the game with 11:31 left in the final period. Dorian Bryant had a career-high 14 catches for 127 yards and two touchdowns for Purdue. Brandon Kirsch was 29-of-44 for 274 yards with one interception. Kory Sheets ran for two touchdowns in the fourth quarter.

Quinn's performance gave him 6,038 career yards passing, third on the school's all-time list behind Steve Beuerlein with 6,527 from 1983-86 and Ron Powlus with 7,602 from 1994-97.

The Irish defense continued its stingy ways at the goal line, forcing two Purdue turnovers to squelch scoring threats. The first turnover, a fumble recovery by Mike Richardson on the Irish two-yard line, came after linebacker Brandon Hoyte stripped the ball from Purdue's Jerod Void. The miscue set up a 98-yard Irish scoring drive that gave Notre Dame a 14-0 lead and control of the game.

The second turnover ended Purdue's fading hopes of a comeback in the third quarter. After Quinn's interception was returned by Rob Ninkovich to the Irish 26, Boilermaker quarterback Brandon Kirsch threw a pass to the corner of the end zone that Richardson picked off with a sliding catch to protect Notre Dame's 35-14 edge with 4:27 left in the period.

Notre Dame's offense racked up 621 yards of total offense on the night, including 468 through the air and 153 on the ground as the Irish controlled the ball for 36:03 of game time. The Irish punted only twice in the game and did not allow Quinn to be sacked.



Brady Quinn torched the Purdue defense for 283 passing yards in the first half as Notre Dame jumped out to a 28-0 lead. (photo by Matt Cashore)

SCORING SUMMARY

Notre Dame	7	21	7	14	-	49
Purdue	0	0	14	14	-	28

FIRST QUARTER

ND - Rashon Powers-Neal 1-yard run (D.J. Fitzpatrick kick), 8:54 left. Drive: 7 plays, 90 yards, 2:26 elapsed. Score: Notre Dame 7, Purdue 0.

SECOND QUARTER

ND - Rashon Powers-Neal 1-yard run (Fitzpatrick kick), 14:16 left. Drive: 15 plays, 98 yards, 5:36 elapsed. Score: Notre Dame 14, Purdue 0.

ND - Jeff Samardzija 4-yard pass from Brady Quinn (Fitzpatrick kick), 6:24 left. Drive: 13 plays, 73 yards, 5:29 elapsed. Score: Notre Dame 21, Purdue 0.

ND - Darius Walker 10-yard run (Fitzpatrick kick), 2:57 left. Drive: 5 plays, 63 yards, 2:23 elapsed. Score: Notre Dame 28, Purdue 0.

THIRD QUARTER

PUR - Dorian Bryant 18-yard pass from Brandon Kirsch (Ben Jones kick), 11:31 left. Drive: 12 plays, 85 yards, 3:29 elapsed. Score: Notre Dame 28, Purdue 7.

ND - Jeff Samardzija 55-yard pass from Brady Quinn (Fitzpatrick kick), 8:48 left. Drive: 6 plays, 80 yards, 2:43 elapsed. Score: Notre Dame 35, Purdue 7.

PUR - Dorian Bryant 3-yard pass from Brandon Kirsch (Jones kick), 6:37 left. Drive: 10 plays, 80 yards, 2:11 elapsed. Score: Notre Dame 35, Purdue 14.

FOURTH QUARTER

ND - John Carlson 22-yard pass from Brady Quinn (Fitzpatrick kick), 11:31 left. Drive: 9 plays, 74 yards, 3:30 elapsed. Score: Notre Dame 42, Purdue 14.

PUR - Kory Sheets 5-yard run (Jones kick), 8:58 left. Drive: 10 plays, 80 yards, 2:33 elapsed. Score: Notre Dame 42, Purdue 21.

ND - Travis Thomas 10-yard run (Fitzpatrick kick), 6:17 left. Drive: 6 plays, 45 yards, 2:41 elapsed. Score: Notre Dame 49, Purdue 21.

PUR - Kory Sheets 8-yard run (Jones kick), 1:52 left. Drive: 7 plays, 54 yards, 0:55 elapsed. Score: Notre Dame 49, Purdue 28.

ATTENDANCE — 65,491 (C)

TEAM STATISTICS

	ND	PUR
First Downs	32	29
Rushing	8	7
Passing	24	20
Penalty	0	2
Rushing Attempts	50	24
Yards Gained Rushing	176	165
Yards Lost Rushing	23	1
Net Yards Rushing	153	164
Net Yards Passing	468	350
Passes Attempted	39	58
Passes Completed	30	33
Had Intercepted	2	1
Total Offensive Plays	89	82
Total Net Yards	621	514
Average Gain Per Play	7.0	6.3
Fumbles: Number — Lost	0-0	1-1
Penalties: Number — Yards	5-40	4-35
Number of Punts — Yards	2-73	3-132
Average Yards Per Punt	36.5	44.0
Punt Returns: Number — Yards	1-0	2-18
Kickoff Returns: Number — Yards	2-62	5-126
Interceptions: Number — Yards	1-0	2-32
Fumble Returns: Number — Yards	0-0	0-0
Time of Possession	36:03	23:57
Third Down Conversions	10-16	6-13
Fourth Down Conversions	1-1	1-3
Sacks By: Number — Yards	0-0	0-0

NOTRE DAME

	ATT	GAIN	LOST	NET	TD	LG
RUSHING						
Darius Walker	23	92	12	80	1	19
Jeff Jenkins	6	30	0	30	0	9
Brady Quinn	4	23	0	23	0	11
Travis Thomas	4	17	0	17	1	10
Rashon Powers-Neal	8	11	1	10	2	4
Jeff Samardzija	1	3	0	3	0	3
Team	4	0	10	-10	0	-
PASSING	ATT	COMP	INT	YDS	TD	LG
Brady Quinn	36	29	1	440	3	55
David Wolke	3	1	1	28	0	28

RECEIVING

	NO	YARDS	TD	LG
Maurice Stovall	8	134	0	24
Jeff Samardzija	7	153	2	55
Matt Shelton	7	68	0	17
Rashon Powers-Neal	3	35	0	15
Anthony Fasano	2	30	0	19
Rob Woods	1	28	0	28
John Carlson	1	22	1	22
Darius Walker	1	-2	0	-

PUNTING

	NO	YARDS	AVG	LG	I20
D.J. Fitzpatrick	2	73	36.5	41	0

RETURNS

	PR	KO	INT
Mike Richardson	--	--	1-0
Tom Zbikowski	1-0	--	--
David Grimes	--	2-62	--

PURDUE

	ATT	GAIN	LOST	NET	TD	LG
RUSHING						
Kory Sheets	6	66	0	66	2	38
Brandon Kirsch	6	47	0	47	0	16
Brandon Jones	4	26	0	26	0	13
Jerod Void	6	24	1	23	0	14
Ray Williams	1	1	0	1	0	1
Dorian Bryant	1	1	0	1	0	1

PASSING

	ATT	COMP	INT	YDS	TD	LG
Brandon Kirsch	44	29	1	274	2	31
Curtis Painter	14	4	0	76	0	23

RECEIVING

	NO	YARDS	TD	LG
Dorian Bryant	14	127	2	31
Kyle Inghram	7	91	0	22
Kevin Noel	3	41	0	28
Andre Chattams	3	22	0	11
Kory Sheets	2	36	0	23
Greg Orton	2	17	0	9
Ray Williams	1	11	0	11
Brandon Jones	1	5	0	5

PUNTING

	NO	YARDS	AVG	LG	I20
Dave Brytus	3	132	44.0	54	2

RETURNS

	PR	KO	INT
Dorian Bryant	--	3-102	--
Ray Williams	--	2-24	--
Josh Ferguson	--	--	1-3
Lance Melvin	2-18	--	--
Rob Ninkovich	--	--	1-29



NOTRE DAME – With help from a push by a teammate, Southern California quarterback Matt Leinart spun his way into the end zone with three seconds left to cap a chaotic finish as top-ranked USC escaped with its 28th straight victory, a dramatic 34-31 win over ninth-ranked Notre Dame in a game that lived up to the hype.

For a moment the Irish, dressed in green jerseys, appeared to have added another stunning upset to their illustrious history. One play before the climactic quarterback sneak, Leinart scrambled inside the Irish five-yard line, launched himself toward the end zone, but was stopped short as the ball was sent flying out of bounds on a hit by linebacker Corey Mays.

The clock kept ticking down to 0:00 and Notre Dame's fans rushed the field while Irish head coach Charlie Weis raised his hands in victory. However, after the officials huddled, seven seconds were put back on the clock and the ball was spotted inside the one-yard line. Leinart, the 2004 Heisman Trophy winner, took it in himself on the next play, going over the left side for the score. His first push appeared stopped, but he bounced off of the pile and received a nudge from Trojans tailback Reggie Bush that sent him past two Irish defenders and into the end zone.

Irish quarterback Brady Quinn had given Notre Dame a 31-28 lead on a five-yard touchdown scamper with 2:04 left, dashing around right end and extending his right arm across the goal line with the ball to complete a flawless 87-yard march in eight plays to re-take the advantage. But Leinart wasn't done. He completed a 61-yard pass to Dwayne Jarrett on a fourth-and-nine at his own 26, with Jarrett making the catch despite excellent coverage by Irish cornerback Ambrose Wooden. A few plays later, Leinart called his own number for the deciding score.

Bush ran for 160 yards and three touchdowns for the two-time defending champions, making a huge statement for his own bid for the 2005 Heisman.

Weis tapped into the Fighting Irish's storied past and even in defeat etched a spot in it for himself and his team. He used every motivational ploy at his disposal, bringing in Dan "Rudy" Ruettiger and Joe Montana to fire up his team

and the fans in Friday night's pep rally, then putting the Irish in their green jerseys after pre-game warm-ups.

The Trojans (6-0) trailed at the half for the third time this season, this time by 21-14 after Tom Zbikowski's 60-yard punt return early in the second quarter gave the Irish (4-2) their first lead. After Bush gave USC an early 7-0 lead with a 36-yard touchdown run, the Irish responded with a 16-yard score by running back Travis Thomas to cap a 13-play, 80-yard drive to tie it at 7-7.


USC ended the first period with a 14-7 lead after LenDale White scored on a three-yard run with 2:02 left in the quarter, but the Irish responded early in the second period with a 72-yard drive capped by a 32-yard pass from Quinn to Samardzija on a third down play. After Zbikowski's punt return gave the Irish the lead at the half, Bush tied the game with a 45-yard scoring gallop early in the third.

Notre Dame got the lead back with a 32-yard D.J. Fitzpatrick field goal early in the fourth quarter, but Bush struck again, going around the corner from nine yards out with 5:09 left to make it 28-24 and set up a chance for Quinn and the Irish to create a new Notre Dame legend.

The junior quarterback responded flawlessly as he guided the Irish on an 87-yard drive, completing all three of his passes and putting Notre Dame up 31-28 with his five-yard quarterback keeper around the right side. Quinn finished 19-for-35 passing for 264 yards and rushed for 21 yards and a score.

USC came in averaging 51 points per game, but the Irish put pressure on Leinart and intercepted him twice - the first time since the final game of the 2003 regular season he tossed two picks. The dynamic backfield of White and Bush was turned into a solo act, as Bush kept USC in it until Leinart made the defining plays of the game. His completion to Jarrett on the huge fourth-down conversion allowed him to finish with 301 yards passing.

Notre Dame's bid to reshape the national title race fell painfully short, but the Irish established themselves as a force to be reckoned with nationally in a game many were calling one of the best ever played.



Trevor Laws posted a key sack in the fourth quarter against USC, setting up a fourth-and-nine play on the Trojans' final scoring drive. (photo by Matt Cashore)

SCORING SUMMARY

USC	14	0	7	13	-	34
Notre Dame	7	14	0	10	-	31

FIRST QUARTER

USC – Reggie Bush 36-yard run (Mario Danelo kick), 8:53 left. Drive: 2 plays, 50 yards, 0:34 elapsed. Score: USC 7, Notre Dame 0.

ND – Travis Thomas 16-yard run (D.J. Fitzpatrick kick), 3:06 left. Drive: 13 plays, 80 yards, 5:47 elapsed. Score: Notre Dame 7, USC 7.

USC – LenDale White 3-yard run (Danelo kick), 2:02 left. Drive: 3 plays, 61 yards, 1:04 elapsed. Score: USC 14, Notre Dame 7.

SECOND QUARTER

ND – Jeff Samardzija 32-yard pass from Brady Quinn (Fitzpatrick kick), 12:27 left. Drive: 10 plays, 72 yards, 2:25 elapsed. Score: Notre Dame 14, USC 14.

ND – Tom Zbikowski 60-yard punt return (Fitzpatrick kick), 10:23 left. Score: Notre Dame 21, USC 14.

THIRD QUARTER

USC – Reggie Bush 45-yard run (Danelo kick), 9:28 left. Drive: 2 plays, 50 yards, 0:53 elapsed. Score: Notre Dame 21, USC 21.

FOURTH QUARTER

ND – D.J. Fitzpatrick 32-yard field goal, 14:50 left. Drive: 8 plays, 40 yards, 3:21 elapsed. Score: Notre Dame 24, USC 21.

USC – Reggie Bush 9-yard run (Danelo kick), 5:09 left. Drive: 10 plays, 80 yards, 2:19 elapsed. Score: USC 28, Notre Dame 24.

ND – Brady Quinn 5-yard run (Fitzpatrick kick), 2:04 left. Drive: 8 plays, 87 yards, 3:05 elapsed. Score: Notre Dame 31, USC 28.

USC – Matt Leinart 1-yard run (kick failed), 0:03 left. Drive: 9 plays, 75 yards, 2:01 elapsed. Score: USC 34, Notre Dame 31.

ATTENDANCE — 80,795 (C)

TEAM STATISTICS

	ND	USC
First Downs	28	20
Rushing	12	6
Passing	12	11
Penalty	4	3
Rushing Attempts	52	31
Yards Gained Rushing	181	197
Yards Lost Rushing	28	22
Net Yards Rushing	153	175
Net Yards Passing	264	301
Passes Attempted	35	33
Passes Completed	19	17
Had Intercepted	1	2
Total Offensive Plays	87	64
Total Net Yards	417	476
Average Gain Per Play	4.8	7.4
Fumbles: Number — Lost	2-1	0-0
Penalties: Number — Yards	6-62	9-98
Number of Punts — Yards	5-199	6-275
Average Yards Per Punt	39.8	45.8
Punt Returns: Number — Yards	4-87	3-13
Kickoff Returns: Number — Yards	4-39	5-88
Interceptions: Number — Yards	2-13	1-14
Fumble Returns: Number — Yards	0-0	0-0
Time of Possession	38:40	21:20
Third Down Conversions	10-19	5-13
Fourth Down Conversions	1-1	2-2
Sacks By: Number — Yards	2-16	3-20

NOTRE DAME

	ATT	COMP	INT	YDS	TD	LG
RUSHING						
Darius Walker	19	74	2	72	0	20
Travis Thomas	18	58	6	52	1	16
Brady Quinn	13	41	20	21	1	6
David Grimes	2	8	0	8	0	8

	ATT	COMP	INT	YDS	TD	LG
PASSING						
Brady Quinn	35	19	1	264	1	36

	NO	YARDS	AVG	LG	TD	LG
RECEIVING						
Jeff Samardzija	6	99	16.5	1	32	
Anthony Fasano	4	86	21.5	0	36	
Darius Walker	4	43	10.8	0	26	
Maurice Stovall	3	30	10.0	0	15	
Matt Shelton	1	5	5.0	0	5	
Asaph Schwapp	1	1	1.0	0	1	

	NO	YARDS	AVG	LG	I20
PUNTING					
D.J. Fitzpatrick	5	199	39.8	45	2

	PR	KO	INT
RETURNS			
Chinedum Ndukwe	--	--	1-0
Mike Richardson	--	--	1-13
Tom Zbikowski	4-87	1--10	--
Ambrose Wooden	--	1-13	--
David Grimes	--	2-36	--

	ATT	COMP	INT	YDS	TD	LG
USC RUSHING						
Reggie Bush	15	163	3	160	3	45
LenDale White	10	29	3	26	1	8
Matt Leinart	6	5	16	-11	1	2

	ATT	COMP	INT	YDS	TD	LG
PASSING						
Matt Leinart	32	17	2	301	0	61

	NO	YARDS	AVG	LG	I20
RECEIVING					
Dwayne Jarrett	4	101	25.3	0	61
Steve Smith	4	990	24.8	0	40
Reggie Bush	4	35	8.8	0	13
Chris McFoy	3	19	6.3	0	12
Dominique Byrd	2	56	28.0	0	52

	NO	YARDS	AVG	LG	I20
PUNTING					
Tom Malone	6	275	45.8	62	1

	PR	KO	INT
RETURNS			
Reggie Bush	3-13	4-57	--
Keith Rivers	--	--	1-14
Desmond Reed	--	1-31	--



(#9) Notre Dame 49

October 22, 2005 • Notre Dame Stadium

BYU 23



NOTRE DAME – Notre Dame (5-2) won at home for the first time in 2005 while embarking on a record-setting passing day as the Irish made sure there would be no last-minute dramatics, beating Brigham Young (3-4) 49-23 behind Brady Quinn's school-record six touchdown passes. It was the first home win for Notre Dame head coach Charlie Weis, the first Irish coach in 109 years to lose his first two home games - an overtime loss to Michigan State and a heartbreaker in the final seconds to No. 1 USC.

Quinn was 32-of-41 for 467 yards on the day, his third 400-yard passing game of the season. He broke the single-game school mark of five touchdown passes he set against Michigan State earlier this season while completing 25-of-30 in the first half for a school-record 287 yards. Senior Maurice Stovall became the first Irish receiver ever to grab four touchdown catches in a game, catching a career-high and Irish record 14 passes for 207 yards. Jeff Samardzija had 10 catches for 152 yards and two touchdowns.

Stovall and Samardzija, who are both 6-foot-5, became the first Irish receivers to each have more than 10 catches in the same game, repeatedly going over smaller BYU defenders to catch passes. "Notre Dame's passing game was better than our coverage in every instance today," BYU coach Bronco Mendenhall said.

The Fighting Irish, who were beaten by BYU last season when they were held to 11 yards rushing, didn't try to run much against the Cougars until the reserves were playing in the fourth quarter, instead depending on Quinn's passing to open up the BYU defense.

BYU, which saw its two-game winning streak come to an end, lost its 12th straight to a ranked opponent. After falling behind 28-10 early in the third quarter when Quinn threw a 21-yard touchdown pass to Samardzija, the Cougars rallied briefly to make the game interesting. John Beck threw a 24-yard pass to Jonny Harline to set up a 10-yard scoring run by Beck.

After the Irish were forced to punt, Nathan Meikle returned the kick 22 yards to the Notre Dame 33 to set up BYU's next score. Beck threw a 10-yard scoring pass to Todd Watkins to cut the lead to 28-23. The Cougars went for the two-point conversion, but Beck's

pass was intercepted by Notre Dame safety Tom Zbikowski.

Quinn quickly regained control, throwing a 42-yard touchdown pass to Samardzija and a 24-yard scoring pass to Stovall to give the Irish a 42-23 lead. Quinn's big day also included breaking the school record for touchdown passes in a season as he ran his total to 20, surpassing the 19 thrown by Ron Powlus in 1994.

For BYU, Beck was 26-of-45 passing for 317 yards with two interceptions. Harline finished with eight catches for 100 yards.

Quinn, who extended his record of consecutive games with touchdown passes to 12, also moved ahead of Steve Beuerlein into second place on Notre Dame's career passing yards list. Quinn has thrown for 6,769 yards, while Powlus is the school career leader with 7,602. Samardzija, who had scoring catches of 14 and 21 yards, became the first Irish receiver to have touchdown catches in seven straight games, breaking the mark set by Malcolm Johnson in 1998. He also tied the school record of 11 touchdown catches in a season set by Derrick Mayes in 1994.



Maurice Stovall set two Notre Dame single-game records with four touchdown catches and 14 receptions in a 49-23 victory over BYU. (photo by Matt Cashore)

SCORING SUMMARY

BYU	10	0	13	0	-	23
Notre Dame	7	14	21	7	-	49

FIRST QUARTER

BYU – Jared McLaughlin 44-yard field goal, 9:51 left. Drive: 9 plays, 42 yards, 5:09 elapsed. Score: BYU 3, Notre Dame 0.

ND – Maurice Stovall 10-yard pass from Brady Quinn (D.J. Fitzpatrick kick), 7:12 left. Drive: 8 plays, 62 yards, 2:39 elapsed. Score: Notre Dame 7, BYU 3.

BYU – Jonny Harline 12-yard pass from John Beck (Jared McLaughlin kick), 2:48 left. Drive: 4 plays, 51 yards, 1:54 elapsed. Score: BYU 10, Notre Dame 7.

SECOND QUARTER

ND – Jeff Samardzija 14-yard pass from Brady Quinn (Fitzpatrick kick), 10:33 left. Drive: 7 plays, 52 yards, 2:10 elapsed. Score: Notre Dame 14, BYU 10.

ND – Stovall 15-yard pass from Quinn (Fitzpatrick kick), 4:18 left. Drive: 8 plays, 76 yards, 3:41 elapsed. Score: Notre Dame 21, BYU 10.

THIRD QUARTER

ND – Samardzija 21-yard pass from Quinn (Fitzpatrick kick), 12:50 left. Drive: 6 plays, 75 yards, 2:10 elapsed. Score: Notre Dame 28, BYU 10.

BYU – John Beck 10-yard run (McLaughlin kick), 9:11 left. Drive: 10 plays, 75 yards, 3:39 elapsed. Score: Notre Dame 28, BYU 17.

BYU – Todd Watkins 10-yard pass from Beck (pass intercepted by Tom Zbikowski), 5:38 left. Drive: 7 plays, 33 yards, 2:58 elapsed. Score: Notre Dame 28, BYU 23.

ND – Stovall 36-yard pass from Quinn (Fitzpatrick kick), 4:47 left. Drive: 2 plays, 75 yards, 0:51 elapsed. Score: Notre Dame 35, BYU 23.

ND – Stovall 24-yard pass from Quinn (Fitzpatrick kick), 2:16 left. Drive: 3 plays, 55 yards, 1:10 elapsed. Score: Notre Dame 42, BYU 23.

FOURTH QUARTER

ND – Tom Zbikowski 83-yard interception return (Fitzpatrick kick), 9:24 left. Score: Notre Dame 49, BYU 23

ATTENDANCE — 80,795 (C)

TEAM STATISTICS

	ND	BYU
First Downs	27	26
Rushing	3	7
Passing	20	17
Penalty	4	2
Rushing Attempts	23	34
Yards Gained Rushing	64	110
Yards Lost Rushing	20	35
Net Yards Rushing	44	75
Net Yards Passing	467	317
Passes Attempted	41	45
Passes Completed	32	26
Had Intercepted	0	2
Total Offensive Plays	64	79
Total Net Yards	511	392
Average Gain Per Play	8.0	5.0
Fumbles: Number — Lost	3-2	0-0
Penalties: Number — Yards	11-77	9-80
Number of Punts — Yards	5-221	6-258
Average Yards Per Punt	44.2	43.0
Punt Returns: Number — Yards	2-15	4-47
Kickoff Returns: Number — Yards	5-86	7-152
Interceptions: Number — Yards	2-86	0-0
Fumble Returns: Number — Yards	0-0	1-4
Time of Possession	26:21	33:39
Third Down Conversions	6-11	4-15
Fourth Down Conversions	0-0	2-3
Sacks By: Number — Yards	4-27	1-4

NOTRE DAME

RUSHING	ATT	GAIN	LOST	NET	TD	LG
Asaph Schwapp	8	27	0	27	0	6
Darius Walker	7	19	2	17	0	9
Jeff Samardzija	1	9	0	9	0	9
Ashley McConnell	1	3	0	3	0	3
Maurice Stovall	1	1	0	1	0	1
Travis Thomas	1	0	3	-3	0	-
Brady Quinn	4	5	15	-10	0	5

PASSING

	ATT	COMP	INT	YDS	TD	LG
Brady Quinn	41	32	0	467	6	44
RECEIVING		NO		YARDS	TD	LG
Maurice Stovall		14		207	4	44
Jeff Samardzija		10		152	2	34
Anthony Fasano		5		55	0	24
Darius Walker		1		37	0	37
David Grimes		1		8	0	8
Matt Shelton		1		8	0	8
PUNTING		NO		YARDS	AVG	LG
D.J. Fitzpatrick		5		221	44.2	51
RETURNS		PR		KO	INT	
David Grimes		--		3-62	--	
Tom Zbikowski		2-15		--	1-83	
Mike Richardson		--		--	1-3	
D.J. Hord		--		2-24	--	

BYU

RUSHING	ATT	GAIN	LOST	NET	TD	LG
Naufahu Tahii	14	63	0	63	0	13
Curtis Brown	12	31	8	23	0	6
Manase Tonga	1	1	0	1	0	1
John Beck	7	15	27	-12	1	10
PASSING	ATT	COMP		INT	YDS	TD
John Beck	45	26		2	317	2
RECEIVING		NO		YARDS	TD	LG
Jonny Harline		8		100	1	27
Naufahu Tahii		5		73	0	24
Curtis Brown		5		52	0	25
Todd Watkins		4		63	1	24
Zac Collie		1		11	0	11
Nathan Meikle		1		8	0	8
Daniel Coats		1		7	0	7
Manase Tonga		1		3	0	3
PUNTING		NO		YARDS	AVG	LG
Derek McLaughlin		6		258	43.0	53
RETURNS		PR		KO	INT	
Nathan Meikle		4-47		--	--	
Breyon Jones		--		7-152	--	



(#8) Notre Dame 41

November 5, 2005 • Notre Dame Stadium

Tennessee 21



NOTRE DAME – Once again, Notre Dame (6-2) found a way to win when the game tightened in the late going. In a game that reflected the story of the season for the two teams, the Irish continued to move closer to being an elite team while Tennessee (3-5) continued to struggle.

The Volunteers looked as though they might be able to rally for a victory after coming back from 18 points down to tie the score at 21 late in the third quarter. But Irish quarterback Brady Quinn completed a 73-yard pass to Jeff Samardzija to set up the go-ahead touchdown and spark the eighth-ranked Irish to a 41-21 victory.

"All the momentum swung back our way on that one play," Notre Dame coach Charlie Weis said.

The play was an eight-yard pass to the left, but Samardzija eluded a couple of tacklers and raced down the sideline before being caught from behind by Antwan Stewart at the UT two-yard line.

"I was looking back trying to give a stiff arm, when I really didn't need to," Samardzija said. "(Maurice) Stovall put on a great block for me up on the 50 and it just kind of opened up the whole seam for me down the sideline."

Two plays later, Samardzija capped the drive with four-yard touchdown catch for Quinn's third scoring pass of the game. Quinn was 20-of-33 for 295 yards and threw two touchdown passes in the span of a minute during the first quarter to give the Irish a 14-0 lead. The Vols managed to slow him until late in the third quarter, when Quinn finished the game by completing 5-of-8 passes for 93 yards, setting up the go-ahead score and a pair of field goals by D.J. Fitzpatrick.

Samardzija's touchdown catch was his 12th of the season, breaking the school record of 11 set by Derrick Mayes in 1994. Tom Zbikowski iced the victory with an interception return of 33 yards for a touchdown. He also had a 78-yard punt return for a touchdown in the second quarter. The two returns for scores gave Zbikowski four touchdowns in the last three games, as he also had a 60-yard punt return against USC and an 83-yard interception return against Brigham Young.

Weis was pleased to see his defense and special teams contribute, even if it was Zbikowski on both plays. The victory made Notre Dame bowl eligible in consecutive years for the first time since 1997-98. The Volunteers lost their fourth straight for the first time since 1988, which also is the last time they failed to go to a bowl game.

The 41 points were the most allowed this season by Tennessee, which gave up 27 points at LSU and against Georgia. The three touchdown passes surrendered by the Volunteers also equaled the amount they gave up in their first seven games combined.



Tom Zbikowski takes off on his 78-yard punt return for a touchdown against Tennessee, keying Notre Dame's 41-21 victory over the Volunteers.

(photo by Marcus Snowden)

SCORING SUMMARY

Tennessee	3	7	11	0	-	21
Notre Dame	14	7	0	20	-	41

FIRST QUARTER

ND – Anthony Fasano 43-yard pass from Brady Quinn (D.J. Fitzpatrick kick), 6:51 left. Drive: 11 plays, 94 yards, 4:23 elapsed. Score: Notre Dame 7, Tennessee 0.
ND – Maurice Stovall 35-yard pass from Quinn (Fitzpatrick kick), 5:51 left. Drive: 3 plays, 27 yards, 0:54 elapsed. Score: Notre Dame 14, Tennessee 0.

UT – James Wilhoit 25-yard field goal, 3:46 left. Drive: 8 plays, 67 yards, 2:05 elapsed. Score: Notre Dame 14, Tennessee 3.

SECOND QUARTER

ND – Tom Zbikowski 78-yard punt return (Fitzpatrick kick), 9:49 left. Score: Notre Dame 21, Tennessee 3.

UT – Bret Smith 7-yard pass from Erik Ainge (James Wilhoit kick), 3:19 left. Drive: 8 plays, 37 yards, 3:20 elapsed. Score: Notre Dame 21, Tennessee 10.

THIRD QUARTER

UT – James Wilhoit 30-yard field goal, 5:06 left. Drive: 6 plays, 46 yards, 2:24 elapsed. Score: Notre Dame 21, Tennessee 13.

UT – Arian Foster 3-yard run (Bret Smith pass from Erik Ainge), 1:49 left. Drive: 6 plays, 55 yards, 1:37 elapsed. Score: Notre Dame 21, Tennessee 21.

FOURTH QUARTER

ND – Jeff Samardzija 4-yard pass from Quinn (Fitzpatrick kick), 13:57 left. Drive: 6 plays, 75 yards, 2:52 elapsed. Score: Notre Dame 28, Tennessee 21.

ND – D.J. Fitzpatrick 36-yard field goal, 7:47 left. Drive: 6 plays, 17 yards, 3:27 elapsed. Score: Notre Dame 31, Tennessee 21.

ND – Fitzpatrick 28-yard field goal, 4:01 left. Drive: 6 plays, 10 yards, 2:49 elapsed. Score: Notre Dame 34, Tennessee 21.

ND – Tom Zbikowski 33-yard interception return (Fitzpatrick kick), 3:17 left. Score: Notre Dame 41, Tennessee 21.

ATTENDANCE — 80,795 (C)

TEAM STATISTICS

	ND	UT
First Downs	14	18
Rushing	6	5
Passing	8	10
Penalty	0	3
Rushing Attempts	34	39
Yards Gained Rushing	94	166
Yards Lost Rushing	46	57
Net Yards Rushing	48	109
Net Yards Passing	295	187
Passes Attempted	33	32
Passes Completed	20	13
Had Intercepted	0	2
Total Offensive Plays	67	71
Total Net Yards	343	296
Average Gain Per Play	5.1	4.2
Fumbles: Number — Lost	2-1	2-1
Penalties: Number — Yards	8-78	9-37
Number of Punts — Yards	5-173	8-346
Average Yards Per Punt	34.6	43.2
Punt Returns: Number — Yards	3-118	3-14
Kickoff Returns: Number — Yards	3-70	8-171
Interceptions: Number — Yards	2-74	0-0
Fumble Returns: Number — Yards	0-0	0-0
Time of Possession	32:12	27:48
Third Down Conversions	7-16	8-18
Fourth Down Conversions	0-1	0-0
Sacks By: Number — Yards	3-18	3-14

NOTRE DAME

	ATT	GAIN	LOST	NET	TD	LG
RUSHING						
Darius Walker	15	71	9	62	0	12
Travis Thomas	8	22	7	15	0	8
Asaph Schwapp	3	1	1	0	0	1
Jeff Samardzija	2	0	10	-10	0	-
Brady Quinn	4	0	16	-16	0	-
Team	2	0	3	-3	0	-
PASSING	ATT	COMP	INT	YDS	TD	LG
Brady Quinn	33	20	0	295	3	73

	NO	YARDS	TD	LG	
RECEIVING					
Jeff Samardzija	7	127	1	73	
Anthony Fasano	4	78	1	43	
Darius Walker	4	34	0	15	
Maurice Stovall	2	41	1	35	
John Carlson	1	8	0	8	
Matt Shelton	1	6	0	6	
Travis Thomas	1	1	0	1	
PUNTING	NO	YARDS	AVG	LG	I20
D.J. Fitzpatrick	5	173	34.6	44	1
RETURNS	PR	KO	INT		
Tom Zbikowski	3-118	--	1-33		
D.J. Hord	--	3-70	--		
Ambrose Wooden	--	--	1-41		

TENNESSEE

	ATT	GAIN	LOST	NET	TD	LG
RUSHING						
Arian Foster	28	138	13	125	1	43
Erik Ainge	11	28	44	-16	0	13
PASSING	ATT	COMP	INT	YDS	TD	LG
Erik Ainge	32	13	2	187	1	23
RECEIVING	NO	YARDS	TD	LG		
Robert Meachem	3	46	0	18		
C.J. Fayton	2	44	0	23		
Jayson Swain	2	41	0	23		
Chris Brown	2	21	0	16		
Bret Smith	2	21	1	14		
Chris Hannon	2	14	0	9		
PUNTING	NO	YARDS	AVG	LG	I20	
Brandon Colquitt	8	346	43.2	64	4	
RETURNS	PR	KO	INT			
Robert Meachem	--	1-26	--			
Chris Hannon	--	1-17	--			
Lucas Taylor	1-1	2-43	--			
Demetric Morley	--	2-45	--			
Jonathan Hefney	2-13	--	--			
David Yancey	--	2-40	--			



(#7) Notre Dame 42

November 12, 2005 • Notre Dame Stadium

Navy 21



NOTRE DAME, Ind. — An efficient Notre Dame offense proved too much for Navy to handle as the seventh-ranked Fighting Irish took a methodical 42-21 victory over the Midshipmen at Notre Dame Stadium, extending its NCAA-record winning streak over Navy to 42.

Notre Dame scored on all three of its second quarter possessions, including two touchdowns 88 seconds apart to build a 28-7 halftime lead.

Brady Quinn passed for four touchdowns, three to Maurice Stovall, and continued to rewrite the Notre Dame record book, finishing 22-of-31 passing for 284 yards. Darius Walker rushed for 118 yards on 19 carries, his first 100-yard game since opening the season with four straight.

The Irish (7-2) turned to their running game against Navy (5-4) to keep the Midshipmen from controlling the clock themselves.

"We knew whenever they got the ball they were going to eat up a lot of the clock," Quinn said. "So we knew our defense was going to be out there for a good amount of time. So not only when we get out there do we need to score and be efficient, (but) we also had some long drives and to give our defense some breaks so they're not on the field so long."

Notre Dame coach Charlie Weis said he was hard on the Irish all week in practice to make sure they wouldn't let up against Navy.

"You never let them think you're happy because if they think you are happy then they start to loosen up," Weis said. "You just keep your foot on their throat the whole time. It was not a good week for them."

The plan worked as the Irish kept their hopes for a Bowl Championship Series berth alive. They had to beat Syracuse and Stanford to qualify for an invitation. Navy still needed a win over either Temple or Army to become bowl eligible.

Quinn set the single-season school passing mark with 2,931 yards, breaking the record of 2,753 yards set by Jarious Jackson in 1999. Quinn would need 254 yards passing in Notre Dame's final two games to pass the school's career mark of 7,602 set by Ron Powlus from 1994-97. Despite that, Quinn wasn't pleased.

"I should have done better, whether it be mental mistakes or physical things, there's still lots of room for

improvement," he said. "I was unhappy with the way I performed."

Navy coach Paul Johnson was disappointed Quinn had so much time to pass.

"Our big deal is we couldn't get any pressure on the passer," Navy coach Paul Johnson said. "They broke off some runs, but basically they were doing about what they wanted."

Quinn's four touchdown passes give him 53 for his career, breaking the school mark set by Powlus. Quinn extended his school record of games with touchdown passes to 14 straight. He also set a school record by throwing 130 passes without an interception before safety Dujuan Price intercepted his pass at the 12-yard line in the fourth quarter. The old mark was 126 straight set by Carlyle Holiday in 2001 and 2002. It was Quinn's fifth interception this season.

The main target for Quinn on Saturday was Stovall, who had scoring catches of 31, 16 and 10 yards to give him eight touchdown catches in the past three games. Stovall finished with eight catches for 130 yards. Jeff Samardzija saw his school record streak of games with at least one scoring catch end at eight.

Navy linebacker Rob Caldwell, who led Navy with 14 tackles, said the Irish are the best offense he's seen.

"They've got playmakers everywhere," he said. "They did a great job making plays, I mean you see those guys catching it with one hand, they'll be playing on Sundays."

Navy, which entered the game second in the nation in rushing at 282.6 yards a game, finished with 239 yards on the ground on 58 attempts. The Midshipmen played most of the game without Matt Hall, their second leading rusher, because he sprained his left knee on his first carry. Quarterback Lamar Owens led Navy with 62 yards on 26 carries.

Defensively, linebacker Corey Mays' 14 tackles and a fumble recovery led the Irish.



Travis Thomas' 12-yard touchdown run in the second quarter put Notre Dame ahead to stay in a 42-21 victory over Navy. (photo by Matt Cashore)

SCORING SUMMARY

Navy	7	0	7	7	-	21
Notre Dame	7	21	7	7	-	42

FIRST QUARTER

ND — Maurice Stovall 31-yard pass from Brady Quinn (D.J. Fitzpatrick kick), 10:31 left. Drive: 8 plays, 73 yards, 4:29 elapsed. Score: Notre Dame 7, Navy 0.
NAVY — Adam Ballard 9-yard run (Joey Bullen kick), 2:46 left. Drive: 16 plays, 68 yards, 7:45 elapsed. Score: Notre Dame 7, Navy 7.

SECOND QUARTER

ND — Travis Thomas 12-yard run (Fitzpatrick kick), 5:29 left. Drive: 10 plays, 71 yards, 3:08 elapsed. Score: Notre Dame 14, Navy 7.
ND — Darius Walker 13-yard run (Fitzpatrick kick), 2:08 left. Drive: 3 plays, 49 yards, 0:21 elapsed. Score: Notre Dame 21, Navy 7.
ND — Anthony Fasano 8-yard pass from Quinn (Fitzpatrick kick), 0:40 left. Drive: 6 plays, 48 yards, 0:55 elapsed. Score: Notre Dame 28, Navy 7.

THIRD QUARTER

NAVY — Lamar Owens 1-yard run (Bullen kick), 8:48 left. Drive: 12 plays, 80 yards, 6:12 elapsed. Score: Notre Dame 28, Navy 14.
ND — Stovall 16-yard pass from Quinn (Fitzpatrick kick), 3:33 left. Drive: 11 plays, 82 yards, 5:15 elapsed. Score: Notre Dame 35, Navy 14.

FOURTH QUARTER

ND — Stovall 10-yard pass from Quinn (Fitzpatrick kick), 6:48 left. Drive: 11 plays, 57 yards, 4:44 elapsed. Score: Notre Dame 42, Navy 14.
NAVY — Tyree Barnes 17-yard pass from Brian Hampton (Bullen kick), 1:17 left. Drive: 13 plays, 78 yards, 5:31 elapsed. Score: Notre Dame 42, Navy 21.

ATTENDANCE — 80,795 (C)

TEAM STATISTICS

	ND	NAVY
First Downs	29	21
Rushing	13	16
Passing	15	4
Penalty	1	1
Rushing Attempts	39	58
Yards Gained Rushing	230	249
Yards Lost Rushing	9	10
Net Yards Rushing	221	239
Net Yards Passing	284	75
Passes Attempted	31	10
Passes Completed	22	4
Had Intercepted	1	1
Total Offensive Plays	70	68
Total Net Yards	505	314
Average Gain Per Play	7.2	4.6
Fumbles: Number — Lost	0-0	2-1
Penalties: Number — Yards	4-35	1-4
Number of Punts — Yards	0-0	2-77
Average Yards Per Punt	--	38.5
Punt Returns: Number — Yards	2-25	0-0
Kickoff Returns: Number — Yards	4-54	6-159
Interceptions: Number — Yards	1-(-7)	1-16
Fumble Returns: Number — Yards	0-0	0-0
Time of Possession	28:25	31:35
Third Down Conversions	8-12	9-14
Fourth Down Conversions	1-2	2-3
Sacks By: Number — Yards	0-0	0-0

NOTRE DAME

RUSHING	ATT	GAIN	LOST	NET	TD	LG
Darius Walker	19	124	6	118	1	15
Travis Thomas	11	60	2	58	1	13
Brady Quinn	3	27	0	27	0	12
Asaph Schwapp	3	13	0	13	0	7
Jeff Samardzija	1	6	0	6	0	6
Justin Hoskins	2	0	1	-1	0	-
PASSING	ATT	COMP	INT	YDS	TD	LG
Brady Quinn	31	22	1	284	4	31

RECEIVING

	NO	YARDS	TD	LG	
Maurice Stovall	8	130	3	31	
Jeff Samardzija	5	42	0	11	
Anthony Fasano	4	70	1	30	
Asaph Schwapp	2	21	0	12	
Darius Walker	2	15	0	11	
Matt Shelton	1	6	0	6	
PUNTING	NO	YARDS	AVG	LG	INT
D.J. Fitzpatrick	0	0	-	-	-
RETURNS	PR	KO	INT		
Tom Zbikowski	1-8	--	1-(-7)		
David Grimes	1-17	2-27	--		
John Carlson	--	1-14	--		
Justin Hoskins	--	1-13	--		

NAVY

RUSHING	ATT	GAIN	LOST	NET	TD	LG
Lamar Owens	26	72	10	62	1	9
Karl Whittaker	7	50	0	50	0	12
Adam Ballard	9	45	0	45	1	9
Brian Hampton	5	26	0	26	0	9
Marco Nelson	4	26	0	26	0	10
Trey Hines	4	14	0	14	0	5
Matt Hall	1	10	0	10	0	10
Reggie Campbell	2	6	0	6	0	3
PASSING	ATT	COMP	INT	YDS	TD	LG
Lamar Owens	7	3	0	58	0	34
Brian Hampton	2	1	0	17	1	17
Eddie Martin	1	0	1	0	0	-
RECEIVING	NO	YARDS	TD	LG		
Reggie Campbell	1	34	0	34		
Tyree Barnes	1	17	1	17		
Mick Yokitis	1	14	0	14		
Jason Tomlinson	1	10	0	10		
PUNTING	NO	YARDS	AVG	LG	INT	
Eric Shuey	2	77	38.5	41	0	
RETURNS	PR	KO	INT			
Dujuan Price	--	--	1-16			
Karl Whittaker	--	6-159	--			



(#6) Notre Dame 34

November 19, 2005 • Notre Dame Stadium

Syracuse 10



NOTRE DAME, Ind. – Brady Quinn broke the Notre Dame career passing yards mark while throwing two touchdowns, and the Irish defense held Syracuse to 221 total yards in a 34-10 victory on Senior Day at Notre Dame Stadium. The Irish overcame a sluggish start with another big second period outburst before putting the game away with a strong second half.

Trailing by three points late in first quarter, Notre Dame began taking control of the game. The Irish offense struck for two quick touchdown passes by Quinn, scoring on drives of three and two plays to gain control. The victory left Notre Dame (8-2) needing only a win over Stanford to remain eligible for its first Bowl Championship Series berth since 2000. Students threw tortillas back and forth throughout the game in anticipation of a possible Fiesta Bowl invitation. One spectator also threw an orange on the field after an Irish touchdown.

Meanwhile, Syracuse (1-9) lost its eighth straight - its longest losing streak since losing its final game of 1972 and the first eight games of 1973 - and would need a win over nationally-ranked Louisville in the season finale to avoid the first 10-loss season in school history.

"It's frustrating because you want it to happen. You want to see it start to go," Syracuse coach Greg Robinson said. "We got a little something going there in the first quarter and then we went dormant."

Quinn thought the Irish started slow because they wanted to play well for the seniors playing their last home game.

"We weren't as loose as we usually are," he said.

The Irish offense finally kicked into gear in the second quarter after Chase Anastasio partially blocked a punt by Brendan Carney, giving Notre Dame the ball on Syracuse's 36. Notre Dame scored just three plays later on a 25-yard touchdown pass from Quinn to Maurice Stovall.

After Notre Dame held Syracuse to a three-and-out, the Irish quickly struck again. Tom Zbikowski returned the punt eight yards to the Syracuse 40. After an 11-yard run by Darius Walker, Quinn threw a 29-yard touchdown pass to Jeff Samardzija.

On Syracuse's first possession of the second half, Leo Ferrine returned an interception 16 yards for a touchdown.

Walker, who rushed for 123 yards on 26 carries, added a 3-yard touchdown run in the fourth quarter. Walker had his sixth 100-yard game, the first Notre



Maurice Stovall's 25-yard touchdown reception in the second quarter started Notre Dame's scoring in a 34-10 victory over Syracuse. (photo by Matt Cashore)

Dame player to reach that mark since Autry Denson in 1998.

Syracuse managed 105 yards and a field goal in the first quarter, but tallied just 47 yards of total offense the rest of the way until Weis took out the defensive starters with seven minutes to play. He then put in seniors, some of whom had not played in their careers. Weis was most pleased with a 16-yard pass from Marty Mooney to Michael O'Hara, both senior walk-ons.

"My favorite play of the game," he said.

Syracuse scored its only touchdown, an 18-yard pass from Perry Patterson to Joe Kowalewski, after the Irish emptied their bench. Much of Syracuse's offense against Notre Dame's starters came on three plays: runs of 30 and

23 yards by Patterson and a 51-yard run by Damien Rhodes, who finished with 112 yards rushing. Patterson was 9-of-22 passing for 78 yards.

Quinn was 21-of-37 passing for 270 yards, becoming Notre Dame's all-time leading passer. Quinn has 7,618 yards passing, moving past Ron Powlus, who threw for 7,602 yards from 1994-97. He had 3,201 yards passing in 2005, becoming the first Irish quarterback to throw for more than 3,000 yards in a campaign.

Still, it wasn't a good performance by Quinn's standards.

"I would probably have to stretch back to maybe the Michigan game to feel as bad as I do now as how I played today," Quinn said.

SCORING SUMMARY

Syracuse	3	0	0	7	-	10
Notre Dame	0	14	10	10	-	34

1ST QUARTER

SU – John Barker 31-yard field goal, 1:55 left. Drive: 7 plays, 66 yards, 2:39 elapsed. Score: Syracuse 3, Notre Dame 0.

SECOND QUARTER

ND – Maurice Stovall 25-yard pass from Brady Quinn (D.J. Fitzpatrick kick), 9:09 left. Drive: 3 plays, 36 yards, 1:01 elapsed. Score: Notre Dame 7, Syracuse 3.

ND – Jeff Samardzija 29-yard pass from Quinn (Fitzpatrick kick), 5:21 left. Drive: 2 plays, 40 yards, 0:34 elapsed. Score: Notre Dame 14, Syracuse 3.

THIRD QUARTER

ND – Leo Ferrine 16-yard interception return (Fitzpatrick kick), 14:47 left. Score: Notre Dame 21, Syracuse 3.

ND – D.J. Fitzpatrick 44-yard field goal, 7:37 left. Drive: 4 plays, 1 yard, 1:42 elapsed. Score: Notre Dame 24, Syracuse 3.

FOURTH QUARTER

ND - D.J. Fitzpatrick 29-yard field goal, 5:34 left. Drive: 14 plays, 75 yards, 5:34 elapsed. Score: Notre Dame 27, Syracuse 3.

ND – Darius Walker 3-yard run (Fitzpatrick kick), 7:42 left. Drive: 11 plays, 51 yards, 4:43 elapsed. Score: Notre Dame 34, Syracuse 3.

SU – Joe Kowalewski 18-yard pass from Perry Patterson (Ricky Krautman kick), 3:18 left. Drive: 12 plays, 69 yards, 4:24 elapsed. Score: Notre Dame 34, Syracuse 10.

ATTENDANCE — 80,795 (C)

TEAM STATISTICS

	ND	SU
First Downs	20	11
Rushing	9	4
Passing	10	5
Penalty	1	2
Rushing Attempts	36	38
Yards Gained Rushing	145	182
Yards Lost Rushing	11	39
Net Yards Rushing	134	143
Net Yards Passing	286	78
Passes Attempted	38	22
Passes Completed	22	9
Had Intercepted	0	1
Total Offensive Plays	74	60
Total Net Yards	420	221
Average Gain Per Play	5.7	3.7
Fumbles: Number — Lost	1-0	1-0
Penalties: Number — Yards	4-50	8-46
Number of Punts — Yards	3-124	8-245
Average Yards Per Punt	41.3	30.6
Punt Returns: Number — Yards	3-22	3-15
Kickoff Returns: Number — Yards	2-39	6-111
Interceptions: Number — Yards	1-16	0-0
Fumble Returns: Number — Yards	0-0	0-0
Time of Possession	32:13	27:47
Third Down Conversions	6-17	3-15
Fourth Down Conversions	2-3	2-3
Sacks By: Number — Yards	3-21	1-6

NOTRE DAME

RUSHING	ATT	GAIN	LOST	NET	TD	LG
Darius Walker	26	128	5	123	1	37
Jeff Jenkins	4	5	0	5	0	3
Travis Thomas	3	4	0	4	0	3
Brady Quinn	3	8	6	2	0	5

PASSING	ATT	COMP	INT	YDS	TD	LG
Brady Quinn	37	21	0	270	2	41
Marty Mooney	1	1	0	16	0	16
RECEIVING	NO	YARDS	TD	LG		
Jeff Samardzija	7	80	1	29		
Maurice Stovall	3	91	1	41		
Matt Shelton	3	62	0	32		
John Carlson	2	8	0	5		
Anthony Fasano	2	7	0	6		
Mike O'Hara	1	16	0	16		
Travis Thomas	1	8	0	8		
PUNTING	NO	YARDS	AVG	LG	I20	
D.J. Fitzpatrick	3	124	41.3	48	2	
RETURNS	PR	KO	INT			
Tom Zbikowski	3-22	--	--			
David Grimes	--	1-23	--			
D.J. Hord	--	1-16	--			
Leo Ferrine	--	--	1-16			

SYRACUSE RUSHING	ATT	GAIN	LOST	NET	TD	LG
Damien Rhodes	22	117	5	112	0	51
Perry Patterson	11	55	30	25	0	30
Paul Chiara	1	4	0	4	0	4
Kareem Jones	4	6	4	2	0	3
PASSING	ATT	COMP	INT	YDS	TD	LG
Perry Patterson	22	9	1	78	1	18
RECEIVING	NO	YARDS	TD	LG		
Joe Kowalewski	3	34	1	18		
Bruce Williams	2	20	0	12		
Alex Shor	1	11	0	11		
Rice Moss	1	9	0	9		
Tim Lane	1	5	0	5		
Damien Rhodes	1	-1	0	-		
PUNTING	NO	YARDS	AVG	LG	I20	
Brendan Carney	6	198	33.0	41	1	
Team	2	47	23.5	27	0	
RETURNS	PR	KO	INT			
Bruce Williams	3-15	--	--			
Curtis Brinkley	--	4-66	--			
Kareem Jones	--	2-45	--			



PALO ALTO, Calif. - If Notre Dame hadn't already shown it, the Fighting Irish believed they drove the point home that they were deserving of a spot in the Bowl Championship Series.

Walker ran six yards for the winning touchdown with 55 seconds remaining, then took a direct snap in for the two-point conversion, and the sixth-ranked Fighting Irish all but assured themselves of playing in one of the four marquee bowl games with a 38-31 victory over Stanford.

"We play for 60 minutes, that's just all there is to it. We've got the talent on this team, but it's more than that," said Irish receiver Jeff Samardzija, who caught two touchdown passes as part of a career day.

Quinn passed for 432 yards and three touchdowns, and Notre Dame survived a wild final few minutes for its fifth straight victory. Walker ran for a career-high 186 yards on 35 carries, surpassing the 1,000-yards rushing barrier.

After missing an extra point and a 42-yard field goal attempt earlier in the game, Fitzpatrick missed a 29-yard field goal wide left with 2:15 to play that could have provided Notre Dame a two-score lead.

The Cardinal, who will miss a postseason trip in coach Walt Harris' first year, went ahead 31-30 with 1:46 left after backup quarterback T.C. Ostrander's four-yard touchdown pass to Matt Traverso.

"We went back and forth the whole game," Weis said. "But I think the great thing about this football team is, earlier this year, before I got here, I didn't know if they understood how to win games like this.

Travis Thomas ran eight yards for a score with 9:44 left for the Irish, who played in front of three representatives from the Fiesta Bowl and beat Stanford for the fourth straight time.

Samardzija increased his school-record single-season touchdown receptions mark to 15 and finished with eight catches for a career-high 191 yards to become Notre Dame's third career 1,000-yard single-season receiver.


Stanford made a game of it in the final event at 84-year-old Stanford Stadium, which will undergo a \$90 million facelift for 2006. The Cardinal finished 5-6 and missed a chance at the school's first trip to the post-season since 2001.

Quinn's 10-yard touchdown pass to Stovall with 8:43 left in the third quarter gave the Irish the lead, but Fitzpatrick missed the extra point.

Ostrander replaced starter Trent Edwards, who had been forced out of the previous two games with injuries and apparently re-aggravated a problem in his throwing arm.

The Irish led 7-0 just 15 seconds into the game after Quinn hit Samardzija for an 80-yard touchdown pass.

On Notre Dame's next possession, Kevin Schimmelmman intercepted a pass by Quinn - just the sixth pick of the year by Quinn - to set up Edwards' 27-yard scoring pass to Bradford that tied the game at 7-7 with 11:38 left in the first quarter.



Darius Walker rushed for a career-high 186 yards and the game-winning touchdown at Stanford in Notre Dame's 38-31 victory. (photo by Lighthouse Imaging)

SCORING SUMMARY

Table with 5 columns: Team, Plays, Yards, TDs, Points. Rows for Notre Dame and Stanford.

FIRST QUARTER

ND - Jeff Samardzija 80-yard pass from Brady Quinn (D.J. Fitzpatrick kick), 14:45 left. Drive: 2 plays, 80 yards, 0:15 elapsed. Score: Notre Dame 7, Stanford 0.

SECOND QUARTER

SU - Justin McCullum 38-yard pass from Trent Edwards (Sgroi kick), 8:14 left. Drive: 3 plays, 51 yards, 1:17 elapsed. Score: Notre Dame 14, Stanford 14.

THIRD QUARTER

ND - Maurice Stovall 10-yard pass from Quinn (kick failed), 8:43 left. Drive: 10 plays, 62 yards, 4:15 elapsed. Score: Notre Dame 20, Stanford 14.

FOURTH QUARTER

ND - Carl Gioia 29-yard field goal, 13:29 left. Drive: 11 plays, 76 yards, 4:12 elapsed. Score: Notre Dame 23, Stanford 14.

SU - T.J. Rushing 87-yard kickoff return (Sgroi kick), 13:18 left. Score: Notre Dame 23, Stanford 21.

ND - Travis Thomas 8-yard run (Gioia kick), 9:44 left. Drive: 8 plays, 80 yards, 3:34 elapsed. Score: Notre Dame 30, Stanford 21.

SU - Michael Sgroi 31-yard field goal, 5:21 left. Drive: 9 plays, 66 yards, 4:23 elapsed. Score: Notre Dame 30, Stanford 24.

SU - Matt Traverso 4-yard pass from T.C. Ostrander (Sgroi kick), 1:46 left. Drive: 4 plays, 80 yards, 0:29 elapsed. Score: Stanford 31, Notre Dame 30.

ND - Darius Walker 6-yard run (Walker run), 0:55 left. Drive: 6 plays, 80 yards, 0:51 elapsed. Score: Notre Dame 38, Stanford 31.

ATTENDANCE - 56,057

TEAM STATISTICS

Table comparing Notre Dame (ND) and Stanford (SU) statistics: First Downs, Rushing, Passing, Penalty, Rushing Attempts, Yards Gained, Yards Lost, Net Yards, Net Yards Passing, Passes Attempted, Passes Completed, Had Intercepted, Total Offensive Plays, Total Net Yards, Average Gain Per Play, Fumbles, Penalties, Number of Punts, Average Yards Per Punt, Punt Returns, Kickoff Returns, Interceptions, Fumble Returns, Time of Possession, Third Down Conversions, Fourth Down Conversions, Sacks.

NOTRE DAME RUSHING

Table with 7 columns: Player, ATT, GAIN, LOST, NET, TD, LG. Rows for Darius Walker, Brady Quinn, Travis Thomas, Asaph Schwapp, Jeff Samardzija, Maurice Stovall, Team.

PASSING

Table with 7 columns: Player, ATT, COMP, INT, YDS, TD, LG. Rows for Brady Quinn, Jeff Samardzija, Maurice Stovall, Darius Walker, Anthony Fasano, Matt Shelton, D.J. Fitzpatrick, Brady Quinn.

STANFORD RUSHING

Table with 7 columns: Player, ATT, COMP, INT, YDS, TD, LG. Rows for J.R. Lemon, Anthony Kimble, Nick Frank, Trent Edwards, T.C. Ostrander.

PASSING

Table with 7 columns: Player, ATT, COMP, INT, YDS, TD, LG. Rows for Trent Edwards, T.C. Ostrander, Team.

RECEIVING

Table with 7 columns: Player, NO, YARDS, AVG, LG, I20. Rows for Matt Traverso, Justin McCullum, Mark Bradford, J.R. Lemon, Anthony Kimble, Michael Horgan.

PUNTING

Table with 7 columns: Player, PR, KO, INT. Rows for Jay Ottovogio, Brandon Harrison, Marcus McCutcheon, T.J. Rushing, Kevin Schimmelmman.

Table with 7 columns: Player, PR, KO, INT, LG, I20. Rows for Jay Ottovogio, Brandon Harrison, Marcus McCutcheon, T.J. Rushing, Kevin Schimmelmman.



(#4) Ohio State 34

(#5) Notre Dame 20



2006 Tostitos Fiesta Bowl
January 2, 2006 • Sun Devil Stadium

TEMPE, Ariz. - Notre Dame's return to national prominence under first-year head coach Charlie Weis was capped by the first Irish appearance in a Bowl Championship Series game in five years.

Much of the pre-game hype about the contest focused on the matchup between the Notre Dame offense and the Buckeye defense, but the game actually turned on the ability of the Ohio State offense to exploit matchups against the Irish defense.

OSU quarterback Troy Smith earned Game MVP honors by using his maneuverability and poise under pressure to repeatedly create big plays at crucial moments, accounting for 408 yards (66 rushing, 342 passing) and two touchdowns.

The game started just as Weis and the Irish drew it up as Notre Dame took the game's opening kickoff and proceeded to march to a quick touchdown. Walker rushed three times for 39 yards and Quinn completed a pair of passes for 33 more as the Irish drove 72 yards in six plays to a touchdown as Walker raced 20 yards to pay dirt for a 7-0 Notre Dame lead just 2:01 into the game.

Ohio State responded with a drive characteristic of the rest of the game. Twice Smith managed to create big plays on key third down situations, scrambling for 15 yards and a first down on a third-and-nine play and passing for six yards to Santonio Holmes on a third-and-six situation.

Notre Dame squandered a golden scoring opportunity late in the opening period when Irish linebacker Corey Mays sacked Smith and forced him to fumble at the Buckeye 14. Defensive end Ronald Talley recovered for the Irish and Notre Dame took possession in the shadow of the OSU end zone.

The Buckeyes took the lead on the ensuing possession, driving 86 yards in six plays. Smith connected with Ginn for 18 yards on a third-and-nine play immediately before Ginn took a reverse and sprinted 68 yards to the end zone, dodg-

ing the entire Irish defense on his way to the end zone and a 14-7 OSU lead early in the second quarter. The Buckeyes extended the lead to 21-7 at the half on an 85-yard pass from Smith to Holmes with 2:21 left in the second quarter and appeared to be in control as the second half began.

But the Irish showed impressive resolve to stay in it, blocking a Huston field goal attempt early in the third period then marching 71 yards in 10 plays to pull within 21-13 on a 10-yard run by Walker with 4:25 left in the period. Late in the quarter, the game's most controversial play went against the Irish. Safety Tom Zbikowski picked up what appeared to be a fumble by OSU receiver Anthony Gonzalez, returning the loose ball for an apparent 87-yard touchdown that would have narrowed the score to 21-19.

"That was THE play," Weis said. "What I said to the official on the field is I hope your guy upstairs was right because that changed the whole complexion of the game."

Huston added another field goal early in the fourth, this one from 26 yards out, to give the Buckeyes a 27-13 edge. But the Irish would not go down quietly. Quinn, who set Irish bowl passing records for yards, completions, attempts and consecutive completions (tying a school mark with 14 consecutive at one point in the game), led them 80 yards in 13 plays. The scoring play, a three-yard run by Walker off a direct snap, was his third of the game (another Irish bowl mark), and pulled Notre Dame within 27-20 with 5:27 remaining.

But OSU responded with a clinching score. Smith wiggled out of pressure twice on third down plays to complete clutch passes for first downs before Antonio Pittman sealed the outcome with a 60-yard run for a score with 1:46 remaining.

It was a tough loss for the Irish, but not one without memorable performances. Stovall had nine catches for 126 yards to set an Irish bowl record for receiving yards. Quinn finished with 29 completions in 45 attempts, tying the single-game Notre Dame record for completions. For his gutsy performance, Quinn was awarded the game's sportsmanship award. Defensively, linebackers Corey Mays and Brandon Hoyte had standout performances. Mays made a game-high 12 tackles, forced a fumble and had two tackles for losses and one quarterback sack. Hoyte added 10 tackles, including one for a loss.

"There are two ways you can go after a loss," Weis said. "One way is to sit there and feel sorry for yourselves. The other way is to take that bitter taste in your mouth and say I don't want to have that taste a year from now."



Receiver Maurice Stovall caught nine passes for 126 yards in his final game with the Irish, setting a Notre Dame bowl record for receiving yards in the process. (photo by Lighthouse Imaging)

SCORING SUMMARY

Table with 5 columns: Team, Q1, Q2, Q3, Q4, Total. Rows for Ohio State and Notre Dame.

FIRST QUARTER

ND - Darius Walker 20-yard run (D.J. Fitzpatrick kick), 12:59 left. Drive: 6 plays, 80 yards, 2:01 elapsed. Score: Notre Dame 7, Ohio State 0.

OSU - Ted Ginn Jr. 56-yard pass from Troy Smith (Josh Huston kick), 10:02 left. Drive: 7 plays, 82 yards, 2:57 elapsed. Score: Notre Dame 7, Ohio State 7.

SECOND QUARTER

OSU - Ginn 68-yard run (Huston kick), 14:16 left. Drive: 6 plays, 86 yards, 2:16 elapsed. Score: Ohio State 14, Notre Dame 7.

OSU - Santonio Holmes 85-yard pass from Smith (Huston kick), 2:21 left. Drive: 4 plays, 98 yards, 2:16 elapsed. Score: Ohio State 21, Notre Dame 7.

THIRD QUARTER

ND - Walker 10-yard run (kick failed), 4:25 left. Drive: 10 plays, 71 yards, 2:53 elapsed. Score: Ohio State 21, Notre Dame 13.

OSU - Josh Huston 40-yard field goal, 2:20 left. Drive: 5 plays, 42 yards, 2:05 elapsed. Score: Ohio State 24, Notre Dame 13.

FOURTH QUARTER

OSU - Huston 26-yard field goal, 10:12 left. Drive: 10 plays, 60 yards, 4:22 elapsed. Score: Ohio State 27, Notre Dame 13.

ND - Walker 3-yard run (Fitzpatrick kick), 5:27 left. Drive: 13 plays, 80 yards, 4:45 elapsed. Score: Ohio State 27, Notre Dame 20.

OSU - Antonio Pittman 60-yard run (Huston kick), 1:46 left. Drive: 7 plays, 85 yards, 3:41 elapsed. Score: Ohio State 34, Notre Dame 20.

ATTENDANCE - 76,196

TEAM STATISTICS

Table comparing ND and OSU statistics: First Downs, Rushing, Passing, Penalty, Rushing Attempts, Yards Gained, Yards Lost, Net Yards, Passes Attempted, Punt Returns, Kickoff Returns, Fumble Returns, Time of Possession, Third Down Conversions, Fourth Down Conversions, Sacks By.

NOTRE DAME

Table with columns: RUSHING, PASSING, RECEIVING, PUNTING, RETURNS. Rows for Darius Walker, Asaph Schwapp, Brady Quinn, Maurice Stovall, Darius Walker, Jeff Samardzija, Matt Shelton, Anthony Fasano, D.J. Fitzpatrick, Tom Zbikowski, D.J. Hord, Asaph Schwapp.

OHIO STATE

Table with columns: RUSHING, PASSING, RECEIVING, PUNTING, RETURNS. Rows for Antonio Pittman, Ted Ginn Jr., Troy Smith, Ted Ginn Jr., Santonio Holmes, Roy Hall, Antonio Pittman, Anthony Gonzalez, Marcel Frost, A.J. Trepasso, Ted Ginn Jr., Santonio Holmes.

2005 Notre Dame Team Statistics

	ND	OPP
SCORING	440	294
Points Per Game	36.7	24.5
FIRST DOWNS	314	239
Rushing	126	82
Passing	169	137
Penalty	19	20
RUSHING YARDAGE	1765	1588
Yards Gained Rushing	2079	1931
Yards Lost Rushing	314	343
Rushing Attempts	491	403
Average Per Rush	3.6	3.9
Average Per Game	147.1	132.3
TDs Rushing	21	17
PASSING YARDAGE	3963	3175
Att-Comp-Int	454-294-8	410-218-13
Average Per Pass	8.7	7.7
Average Per Catch	13.5	14.6
Average Per Game	330.2	264.6
TDs Passing	32	18
TOTAL OFFENSE	5728	4763
Total Plays	945	813
Average Per Play	6.1	5.9
Average Per Game	477.3	396.9
KICK RETURNS: #-YARDS	34-646	65-1379
PUNT RETURNS: #-YARDS	28-396	27-174
INT RETURNS: #-YARDS	13-223	8-103
KICK RETURN AVERAGE	19.0	21.2
PUNT RETURN AVERAGE	14.1	6.4
INT RETURN AVERAGE	17.2	12.9
FUMBLES-LOST	17-6	20-11
PENALTIES-YARDS	77-667	71-554
Average Per Game	55.6	46.2
PUNTS-YARDS	47-1873	61-2503
Average Per Punt	39.9	41.0
Net Punt Average	36.1	34.5
TIME OF POSSESSION/GAME	32:51	27:09
3RD-DOWN CONVERSIONS	90/184	58/165
3rd-Down Pct	49%	35%
4TH-DOWN CONVERSIONS	9/18	14/27
4th-Down Pct	50%	52%
SACKS BY-YARDS	31-216	21-135
MISC YARDS	0	4
TOUCHDOWNS SCORED	58	37
FIELD GOALS-ATTEMPTS	12-18	12-17
PAT-ATTEMPTS	54-57	32-33
ATTENDANCE	484770	370858
Games/Avg Per Game	6/80795	5/74172
Neutral Site Games		1/76196



Jeff Samardzija rose from obscurity to All-America status in mercurial fashion, tying the Irish record for single-season receptions with 77 catches and setting school marks for receiving yards with 1,249 and receiving touchdowns with 15. (photo by Matt Cashore)

Score by Quarters

	1st	2nd	3rd	4th	OT	Total
Notre Dame	87	145	78	127	3	440
Opponents	75	47	69	97	6	294

2005 Notre Dame Individual Statistics

Rushing	GP	Att	Gain	Loss	Net	Avg	TD	Long	Avg/G
Walker, Darius	12	253	1274	78	1196	4.7	9	38	99.7
Thomas, Travis	12	63	266	18	248	3.9	5	16	20.7
Powers-Neal, Rashon	5	31	101	1	100	3.2	6	10	20.0
Quinn, Brady	12	70	245	155	90	1.3	1	16	7.5
Schwapp, Asaph	12	27	74	7	67	2.5	0	7	5.6
Jenkins, Jeff	11	19	60	4	56	2.9	0	9	5.1
Wolke, David	6	1	22	0	22	22.0	0	22	3.7
Samardzija, Jeff	12	9	25	12	13	1.4	0	9	1.1
Grimes, David	11	2	8	0	8	4.0	0	8	0.7
McConnell, Ashley	3	1	3	0	3	3.0	0	3	1.0
Stovall, Maurice	12	2	1	0	1	0.5	0	1	0.1
Hoskins, Justin	5	2	0	1	-1	-0.5	0	0	-0.2
McKnight, Rhema	2	1	0	7	-7	-7.0	0	0	-3.5
Team	6	10	0	31	-31	-3.1	0	0	-5.2
Total	12	491	2079	314	1765	3.6	21	38	147.1
Opponents	12	403	1931	343	1588	3.9	17	68	132.3

Passing	GP	Effic	Att-Comp-Int	Pct	Yds	TD	Long	Avg/G
Quinn, Brady	12	158.40	450-292-7	64.9	3919	32	80	326.6
Wolke, David	6	45.07	3-1-1	33.3	28	0	28	4.7
Mooney, Marty	2	234.40	1-1-0	100.0	16	0	16	8.0
Total	12	157.82	454-294-8	64.8	3963	32	80	330.2
Opponents	12	126.37	410-218-13	53.2	3175	18	85	264.6

Receiving	GP	No.	Yds	Avg	TD	Long	Avg/G
Samardzija, Jeff	12	77	1249	16.2	15	80	104.1
Stovall, Maurice	12	69	1149	16.7	11	50	95.8
Fasano, Anthony	12	47	576	12.3	2	43	48.0
Walker, Darrius	12	43	351	8.2	2	51	29.2
Shelton, Matt	12	28	329	11.8	0	33	27.4
Powers-Neal, Rashon	5	9	90	10.0	0	18	18.0
Carlson, John	12	7	56	8.0	1	22	4.7
McKnight, Rhema	2	5	69	13.8	1	27	34.5
Schwapp, Asaph	12	3	22	7.3	0	12	1.8
Grimes, David	11	2	19	9.5	0	11	1.7
Thomas, Travis	12	2	9	4.5	0	8	0.8
Woods, Rob	11	1	28	28.0	0	28	2.5
O'Hara, Michael	2	1	16	16.0	0	16	8.0
Total	12	294	3963	13.5	32	80	330.2
Opponents	12	218	3175	14.6	18	85	264.6

2005 Notre Dame Individual Statistics

Punt Returns						Kick Returns					
No.	Yds	Avg	TD	Long	No.	Yds	Avg	TD	Long		
Zbikowski, Tom	27	379	14.0	2	78	Grimes, David	15	338	22.5	0	40
Grimes, David	1	17	17.0	0	17	Hord, D.J.	7	123	17.6	0	36
Total	28	396	14.1	2	78	Hoskins, Justin	5	105	21.0	0	24
Opponents	27	174	6.4	0	22	Harris, Brandon	3	53	17.7	0	22
						Carlson, John	1	14	14.0	0	14
Interceptions						Fumble Returns					
No.	Yds	Avg	TD	Long	No.	Yds	Avg	TD	Long		
Zbikowski, Tom	5	136	27.2	2	83	Wooden, Ambrose	1	13	13.0	0	13
Richardson, Mike	3	16	5.3	0	13	Zbikowski, Tom	1	-10	-10.0	0	0
Wooden, Ambrose	2	41	20.5	0	41	Schwapp, Asaph	1	10	10.0	0	10
Ndukwe, Chinedum	2	14	7.0	0	14	Total	34	646	19.0	0	40
Ferrine, Leo	1	16	16.0	1	16	Opponents	65	1379	21.2	1	87
Total	13	223	17.2	3	83	Total	0	0	0.0	0	0
Opponents	8	103	12.9	1	30	Opponents	1	4	4.0	0	4

Scoring	TD	FGs	PATs						Saf	Points
			Kick	Rush	Rcv	Pass	DXP			
Samardzija, Jeff	15	0-0	0-0	0-0	0	0-0	0	0	90	
Fitzpatrick, D.J.	0	11-17	52-54	0-0	0	0-0	0	0	85	
Walker, Darius	11	0-0	0-0	1-1	0	0-0	0	0	68	
Stoval, Maurice	11	0-0	0-0	0-0	0	0-0	0	0	66	
Powers-Neal, Rashon	6	0-0	0-0	0-0	0	0-0	0	0	36	
Thomas, Travis	5	0-0	0-0	0-0	0	0-0	0	0	30	
Zbikowski, Tom	4	0-0	0-0	0-0	0	0-0	0	0	24	
Fasano, Atnhony	2	0-0	0-0	0-0	0	0-0	0	0	12	
McKnight, Rhema	1	0-0	0-0	0-0	0	0-0	0	0	6	
Quinn, Brady	1	0-0	0-0	0-0	0	0-0	0	0	6	
Carlson, John	1	0-0	0-0	0-0	0	0-0	0	0	6	
Ferrine, Leo	1	0-0	0-0	0-0	0	0-0	0	0	6	
Gioia, Carl	0	1-1	2-2	0-0	0	0-0	0	0	5	
Team	0	0-0	0-1	0-0	0	0-0	0	0	0	
Total	58	12-18	54-57	1-1	0	0-0	0	0	440	
Opponents	37	12-17	32-33	1-1	1	1-2	0	0	294	

Total Offense	G	Plays	Rush	Pass	Total	Avg/G
Quinn, Brady	12	520	90	3919	4009	334.1
Walker, Darius	12	253	1196	0	1196	99.7
Thomas, Travis	12	63	248	0	248	20.7
Powers-Neal, Rashon	5	31	100	0	100	20.0
Schwapp, Asaph	12	27	67	0	67	5.6
Jenkins, Jeff	11	19	56	0	56	5.1
Wolke, David	6	4	22	28	50	8.3
Mooney, Marty	2	1	0	16	16	8.0
Samardzija, Jeff	12	9	13	0	13	1.1
Grimes, David	11	2	8	0	8	0.7
McConnell, Ashley	3	1	3	0	3	1.0
Stovall, Maurice	12	2	1	0	1	0.1
Hoskins, Justin	5	2	-1	0	-1	-0.2
McKnight, Rhema	2	1	-7	0	-7	-3.5
Team	6	10	-31	0	-31	-5.2
Total	12	945	1765	3963	5728	477.3
Opponents	12	813	1588	3175	4763	396.9

Field Goals	FGM-FGA	Pct.	01-19	20-29	30-39	40-49	50-99	Long	Blkd
Fitzpatrick, D.J.	11-17	64.7	0-0	4-6	3-5	4-6	0-0	48	1
Gioia, Carl	1-1	100.0	0-0	1-1	0-0	0-0	0-0	29	0
Total	12-18								
Opponents	12-15								

FG Sequence	Notre Dame	Opponents
Pittsburgh	-	(49),(23)
Michigan	(43)	(38)
Michigan State	(48),48,(44)	(21),53
Washington	(25),(39),(25)	(27)
Purdue	-	44
USC	(32),35	-
BYU	-	(44),42
Tennessee	(36),(28)	(25),(30)
Navy	-	-
Syracuse	39,28,(44),(29)	(31)
Stanford	42,(29),29	(31)
Ohio State	-	28,46,(40),(26)

Numbers in (parentheses) indicate field goal was made.

Punting	No.	Yds	Avg	Long	TB	FC	I20	Blkd	Kickoffs	No.	Yds	Avg	TB	OB	Retn	Net	Yd Ln
Fitzpatrick, D.J.	45	1815	40.3	60	1	5	12	1	Fitzpatrick, D.J.	61	3690	60.5	8	1			
Team	1	10	10.0	10	0	0	0	0	Gioia, Carl	20	1115	55.8	2	1			
Quinn, Brady	1	48	48.0	48	1	0	0	0	Total	81	4805	59.3	10	2	1579	39.8	25
Total	47	1873	39.9	60	2	5	12	1	Opponents	58	3499	60.3	21	2	1066	41.9	23
Opponents	61	2503	41.0	64	2	8	14	3									

All Purpose	G	Rush	Rec	PR	KOR	IR	Tot	Avg/G
Walker, Darius	12	1196	351	0	0	0	1547	128.9
Samardzija, Jeff	12	13	1249	0	0	0	1262	105.2
Stovall, Maurice	12	1	1149	0	0	0	1150	95.8
Fasano, Anthony	12	0	576	0	0	0	576	48.0
Zbikowski, Tom	12	0	0	379	-10	136	505	42.1
Grimes, David	11	8	19	17	338	0	382	34.7
Shelton, Matt	12	0	329	0	0	0	329	27.4
Thomas, Travis	12	248	9	0	0	0	257	21.4
Powers-Neal, Rashon	5	100	90	0	0	0	190	38.0
Hord, D.J.	6	0	0	0	123	0	123	20.5
Hoskins, Justin	5	-1	0	0	105	0	104	20.8
Schwapp, Asaph	12	67	22	0	10	0	99	8.2
Quinn, Brady	12	90	0	0	0	0	90	7.5
Carlson, John	12	0	56	0	14	0	70	5.8
McKnight, Rhema	2	-7	69	0	0	0	62	31.0
Jenkins, Jeff	11	56	0	0	0	0	56	5.1
Wooden, Ambrose	12	0	0	0	13	41	54	4.5
Harris, Brandon	8	0	0	0	53	0	53	6.6
Woods, Rob	11	0	28	0	0	0	28	2.5
Wolke, David	6	22	0	0	0	0	22	3.7
Ferrine, Leo	12	0	0	0	0	16	16	1.3
O'Hara, Michael	2	0	16	0	0	0	16	8.0
Richardson, Mike	12	0	0	0	0	16	16	1.3
Ndukwe, Chinedum	12	0	0	0	0	14	14	1.2
McConnell, Ashley	3	3	0	0	0	0	3	1.0
Team	6	-31	0	0	0	0	-31	-5.2
Total	12	1765	3963	396	646	223	6993	582.8
Opponents	12	1588	3175	174	1379	103	6419	534.9

2005 Notre Dame Defensive Statistics

		-----Tackles-----			-Sacks-			---Pass Def---		-----Fumbles-----			
Defensive Leaders	GP	Solo	Ast.	Total	TFL-Yds.	No.-Yards	Int.-Yds.	BrUp	QBH	Rcv.-Yds.	FF	Blkd. Kick	Saf.
39	Hoyte, Brandon	12	53	39	92	16.5-45	6.0-23	.	3	2	.	2	.
46	Mays, Corey	12	43	37	80	12.5-48	5.0-35	.	2	3	3-0	3	.
22	Wooden, Ambrose	12	61	13	74	.	.	2-41	5	.	1-0	.	..
9	Zbikowski, Tom	12	42	29	71	1.0-10	1.0-10	5-136	4	.	1	.	.
30	Richardson, Mike	12	50	16	66	5.0-26	3.0-22	3-16	7	.	1-0	2	.
40	Crum Jr., Maurice	12	32	25	57	3.5-5	.	.	1	3	.	1	.
18	Ndukwe, Chinedum	12	31	21	52	2.5-5	.	2-14	5	.	4-0	1	1
95	Abiamiri, Victor	12	34	14	48	15.0-92	8.0-78	.	2	7	.	1	.
66	Landri, Derek	12	16	27	43	8.0-26	3.0-14	.	2	7	.	.	.
98	Laws, Trevor	12	8	25	33	3.0-17	1.5-13	.	1	3	.	.	2
99	Talley, Ronald	11	9	14	23	1.5-8	1.0-7	.	2	.	1-0	.	.
15	Ferrine, Leo	12	17	5	22	2.0-6	.	1-16	.	.	1-0	.	.
90	Beidatsch, Brian	12	5	9	14	2.0-5	1.0-4	.	1
27	Bruton, David	11	10	4	14	.	.	.	1
89	Carlson, John	12	9	4	13	1	.	.
94	Brown, Justin	12	9	3	12	1.0-2	.	.	.	1	.	.	.
43	Salvador, Anthony	12	2	7	9	9
52	Brockington, Joe	11	4	5	9	1.0-1
23	Anastasio, Chase	11	3	5	8	3	.
60	Cullen, Casey	12	5	3	8	2	.	.
20	Lambert, Terrail	12	7	1	8	.	.	.	1
26	Thomas, Travis	12	5	2	7
75	Frome, Chris	6	3	3	6	1.0-10	1.0-10	.	3
6	Herring, Ray	8	3	3	6
31	Carney, Jake	6	4	2	6
56	Borseti, Nick	6	1	4	5	2	.	.	.
96	Kuntz, Pat	8	1	3	4
19	Fitzpatrick, D.J.	12	3	1	4
48	Quinn, Steve	10	2	2	4
4	Vernaglia, Anthony	5	2	2	4	4
87	Freeman, Marcus	12	4	.	4
88	Fasano, Anthony	12	2	1	3
41	Smith, Scott	8	3	.	3
93	Chervanick, Dan	4	.	2	2	.	.	.	1
61	Jansen, J.J.	7	1	1	2
36	Harris, Brandon	8	1	1	2
50	Santucci, Dan	12	.	1	1
29	Hedgemon II, LaBrose	3	1	.	1
33	Hoskins, Justin	5	1	.	1
45	Gioia, Carl	6	1	.	1
47	Thomas, Mitchell	5	1	.	1
71	Bonelli, James	5	.	1	1
83	Samardzija, Jeff	12	1	.	1	.	.	.	1
68	Harris, Ryan	12	1	.	1
72	Duncan, Paul	6	1	.	1
73	LeVoir, Mark	12	1	.	1
21	Stovall, Maurice	12	1	.	1
25	Schiccatano, Nate	2	1	.	1	1	1.0-1
53	Boland, Joe	1	1
45	Whitney III, Rich	4	1
	Total	12	495	335	830	76-307	31-216	13-223	41	31	11-0	14	6
	Opponents	12	664	329	993	73.0-293	21-135	8-103	35	37	6-4	11	2

2005 Notre Dame Game-by-Game Starters

OFFENSE	X	LT	LG	C	RG	RT	Y	Z	QB	FB	RB
at Pittsburgh	Samardzija	Harris	Santucci	Morton	Stevenson	LeVoir	Fasano	*Carlson	Quinn	*Freeman	Walker
at Michigan	Stovall	Harris	Santucci	Morton	Stevenson	LeVoir	Fasano	McKnight	Quinn	*Samardzija	Walker
Michigan State	Stovall	Harris	Santucci	Morton	Stevenson	LeVoir	Fasano	Samardzija	Quinn	*Carlson	Walker
at Washington	Stovall	Harris	Santucci	Morton	Stevenson	LeVoir	Fasano	Samardzija	Quinn	*Carlson	Walker
at Purdue	Stovall	Harris	Santucci	Sullivan	Stevenson	LeVoir	Fasano	Samardzija	Quinn	Powers-Neal	Walker
USC	Stovall	Harris	Santucci	Sullivan	Stevenson	LeVoir	Fasano	Samardzija	Quinn	Schwapp	Walker
BYU	Stovall	Harris	Santucci	Sullivan	Stevenson	LeVoir	Fasano	Samardzija	Quinn	*Shelton	*Grimes
Tennessee	Stovall	Harris	Santucci	Sullivan	Stevenson	LeVoir	Fasano	Samardzija	Quinn	*T. Thomas	Walker
Navy	Stovall	Harris	Santucci	Sullivan	Stevenson	LeVoir	Fasano	Samardzija	Quinn	*Carlson	Walker
Syracuse	Stovall	Harris	Santucci	Sullivan	Stevenson	LeVoir	Fasano	Samardzija	Quinn	*Shelton	Walker
at Stanford	Stovall	Harris	Santucci	Morton	Stevenson	LeVoir	Fasano	Samardzija	Quinn	*Carlson	Walker
Ohio State	Stovall	Harris	Santucci	Morton	Stevenson	LeVoir	Fasano	Samardzija	Quinn	*Carlson	Walker

*Started game with 3 TEs vs. Pitt; extra WR at Michigan, Mich. State & Syracuse; 2 TEs vs. Washington, Navy & Stanford; 5 receivers vs. BYU; no FB vs. Tennessee, Syracuse & Ohio State

DEFENSE	DE	DT	NG	DE	Apache	MLB	OLB	CB	FS	SS	CB
at Pittsburgh	Frome	Laws	Landri	Abiamiri	Crum	Mays	Hoyte	Richardson	Ndukwe	Zbikowski	Wooden
at Michigan	Frome	Laws	Landri	Abiamiri	Crum	Mays	Hoyte	Richardson	Ndukwe	Zbikowski	Wooden
Michigan State	Frome	Laws	Landri	Abiamiri	Crum	Mays	Hoyte	Richardson	Ndukwe	Zbikowski	Wooden
at Washington	Frome	Laws	Landri	Abiamiri	Crum	Mays	Hoyte	Richardson	Ndukwe	Zbikowski	Wooden
at Purdue	Frome	Laws	Landri	Abiamiri	Crum	**Ferrine	Hoyte	Richardson	Ndukwe	Zbikowski	Wooden
USC	Frome	Laws	Landri	Abiamiri	Crum	Mays	Hoyte	Richardson	Ndukwe	Zbikowski	Wooden
BYU	Talley	Laws	Landri	Abiamiri	Crum	Mays	Hoyte	Richardson	Ndukwe	Zbikowski	Wooden
Tennessee	Talley	Laws	Landri	Abiamiri	Crum	Mays	Hoyte	Richardson	Ndukwe	Zbikowski	Wooden
Navy	Talley	Laws	Landri	Abiamiri	Crum	Mays	Hoyte	Richardson	Ndukwe	Zbikowski	Wooden
Syracuse	Talley	Laws	Landri	Abiamiri	Crum	Mays	Hoyte	Richardson	Ndukwe	Zbikowski	Wooden
at Stanford	Brown	Laws	Landri	Abiamiri	Crum	Mays	Hoyte	Richardson	Ndukwe	Zbikowski	Wooden
Ohio State	Talley	Laws	Landri	Abiamiri	Crum	Mays	Hoyte	Richardson	Ndukwe	Zbikowski	Wooden

**Started game in a nickel defense at Purdue

2005 Notre Dame Red Zone Statistics

ND	Inside 20			Touchdowns			FG		Failed to score			
	#	√	Pts	Tot	Run	Pass	M	A	Dns	Int	Fmb	Half
Pittsburgh	6	5	35	5	4	1	0	0	0	0	0	1
Michigan	2	2	14	2	0	2	0	0	0	0	0	0
MSU	5	4	28	4	0	4	0	0	0	0	1	0
Washington	5	5	26	3	3	0	2	0	0	0	0	0
Purdue	5	5	35	5	4	1	0	0	0	0	0	0
USC	4	3	17	2	2	0	1	1	0	0	0	0
BYU	4	3	21	3	0	3	0	0	0	0	1	0
Tennessee	3	3	13	1	0	1	2	0	0	0	0	0
Navy	5	5	35	5	2	3	0	0	0	0	0	0
Syracuse	5	2	10	1	1	0	1	2	1	0	0	0
Stanford	7	5	31	4	2	2	1	1	0	0	0	1
Ohio State	4	3	20	3	3	0	0	0	1	0	0	0
Total	55	45	285	38	21	17	7	4	2	0	2	2

Opponent	Inside 20			Touchdowns			FG		Failed to score			
	#	√	Pts	Tot	Run	Pass	M	A	Dns	Int	Fmb	Half
Pittsburgh	2	2	11	1	1	0	1	0	0	0	0	0
Michigan	3	0	0	0	0	0	0	0	1	1	1	0
MSU	5	5	30	4	2	2	1	0	0	0	0	0
Washington	4	2	10	1	1	0	1	0	0	1	1	0
Purdue	5	4	28	4	2	2	0	0	0	0	1	0
USC	4	3	20	3	3	0	0	0	0	1	0	0
BYU	4	3	20	3	1	2	0	0	0	1	0	0
Tennessee	4	4	21	2	1	1	2	0	0	0	0	0
Navy	3	3	21	3	2	1	0	0	0	0	0	0
Syracuse	2	2	10	1	0	1	1	0	0	0	0	0
Stanford	2	2	10	1	0	1	1	0	0	0	0	0
Ohio State	3	1	3	0	0	0	1	1	0	0	1	0
Total	41	31	184	23	13	10	8	1	1	4	4	0

Third-Down Conversions

Player	Rush	Rec	Tot
Samardzija, Jeff	1	16	17
Walker, Darius	15	2	17
Stovall, Maurice	--	15	15
Fasano, Anthony	--	8	7
Quinn, Brady	6	--	6
Schwapp, Asaph	5	--	5
Powers-Neal, Rashon	4	--	4
Shelton, Matt	--	4	4
Thomas, Travis	4	--	4
Carlson, John	--	1	1
Grimes, David	--	1	1
McKnight, Rhema	--	1	1
O'Hara, Michael	--	1	1
Wolke, David	1	--	1
Woods, Rob	--	1	1
Penalty	--	--	4
Total	36	50	90

ND on third down: 90-184 (.489)

Fourth-Down Conversions

Player	Rush	Rec	Tot
Quinn, Brady	3	--	3
Stovall, Maurice	--	2	2
Powers-Neal, Rashon	1	--	1
Samardzija, Jeff	--	1	1
Schwapp, Asaph	1	--	1
Walker, Darius	1	--	1
Total	6	3	9

ND on fourth down: 9-18 (.500)

INTRO
 '06 OUTLOOK
 '06 PLAYERS
 '06 COACHES
 '05 REVIEW
 HISTORY & RECORDS
 THIS IS NOTRE DAME
 WELCOME
 MEDIA

2005 Team Game-by-Game Statistics

	RUSHING (No.-Yds.-TD)	PASSING (A-C-I-Yds.-TD)	TOTAL OFFENSE (Plays-Yds.)	FIRST DOWNS (Tot-R-Pa-Pn)	FUMBLES (No.-Lost)	TIME OF POSSESSION (Min:Sec)
Notre Dame	50-275-4	27-18-1-227-2	77-502	33-20-11-2	1-0	32:46
at Pittsburgh	31-103-1	35-20-1-220-1	66-323	20-8-9-3	2-1	27:14
Notre Dame	44-104-0	30-19-0-140-2	74-244	17-9-8-0	3-1	30:56
at Michigan	29-114-0	44-19-1-223-1	73-337	15-6-9-0	3-1	29:04
Notre Dame	38-107-0	60-33-1-487-5	98-594	31-10-19-2	1-1	35:49
Michigan State	36-161-2	27-16-1-327-3	63-488	18-7-10-1	4-2	24:11
Notre Dame	47-233-3	37-25-0-327-1	84-560	31-13-16-2	2-0	36:56
at Washington	22-41-1	40-19-1-408-1	62-449	20-2-16-2	2-2	23:04
Notre Dame	50-153-4	39-30-2-468-3	89-621	32-3-24-0	0-0	36:03
at Purdue	24-164-2	58-33-1-350-2	82-514	29-7-20-2	1-1	23:57
Notre Dame	52-153-2	35-19-1-264-1	87-417	28-12-12-4	2-1	38:40
USC	31-175-5	33-17-2-301-0	64-476	20-6-11-3	1-0	21:20
Notre Dame	23-44-0	41-32-0-467-6	64-511	27-3-20-4	3-2	26:21
BYU	34-75-1	45-26-2-317-2	79-392	26-7-17-2	0-0	33:39
Notre Dame	34-48-0	33-20-0-295-3	67-343	14-6-8-0	2-1	32:12
Tennessee	39-109-1	32-13-2-187-1	71-296	18-5-10-3	2-1	27:48
Notre Dame	39-221-2	31-22-1-284-4	70-505	29-13-15-1	0-0	28:25
Navy	58-239-2	10-4-1-75-1	68-314	21-16-4-1	2-1	31:35
Notre Dame	36-134-1	38-22-0-286-2	74-420	20-9-10-1	1-0	32:13
Syracuse	38-143-0	22-9-1-78-1	60-221	11-4-5-2	1-0	27:47
Notre Dame	50-231-2	38-25-2-432-3	88-663	30-15-14-1	1-0	34:35
at Stanford	25-(-11)-0	36-23-0-347-3	61-336	14-2-12-0	0-0	25:25
Notre Dame	28-62-3	45-29-0-286-0	73-348	22-8-12-2	1-0	29:16
vs. Ohio State	36-275-2	28-19-0-342-2	64-617	27-12-14-1	2-2	30:44

Turnovers

Opponent	Takeaways			Giveaways			Differential	Result
	Fmb	INT	Total	Fmb	INT	Total		
at Pittsburgh	1	1	2	0	1	1	+1	W, 42-21
at Michigan	1	1	2	1	0	1	+1	W, 17-10
Michigan State	2	1	3	1	1	2	+1	L, 41-44
at Washington	2	1	3	0	0	0	+3	W, 36-17
at Purdue	1	1	2	0	2	2	0	W, 49-28
USC	0	2	2	1	1	2	0	L, 31-34
BYU	0	2	2	2	0	2	0	W, 49-23
Tennessee	1	2	3	1	0	1	+2	W, 41-21
Navy	1	1	2	0	1	1	+1	W, 42-21
Syracuse	0	1	1	0	0	0	+1	W, 34-10
at Stanford	0	0	0	0	2	2	-2	W, 38-31
vs. Ohio State	2	0	2	0	0	0	+2	L, 20-34
Total	11	13	24	6	8	14	+10	9-3

Turnover Analysis

24 opponent turnovers led to 72 of 440 (.164) Notre Dame points (9 TD/9 PAT/3 FG)
 14 Notre Dame turnovers led to 45 of 294 (.153) opponent points (6 TD/6 PAT/1 FG)

Field Position

	Notre Dame	Opponents
Drives Started	148	154
Cumulative Starting Yardline	4450	4430
Avg. Starting Field Position	own 30	own 29
Drives started in plus territory	98	98
Scores (TD/FG)	46 (39/7)	32 (23/9)
Punts/Downs/Missed FG	22/8/5	36/7/4
Turnovers/End of Half	11/6	15/4
Drives started at/inside own 20	49	56
Scores (TD/FG)	13 (10/3)	14 (11/3)
Punts/Downs/Missed FG	25/2/1	25/4/1
Turnovers/End of Half	3/5	9/3

First Downs Earned

Player	Rush	Rec	Tot
Walker	69	15	84
Stovall	--	52	52
Samardzija	4	45	49
Fasano	1	25	26
Shelton	--	18	18
T. Thomas	15	--	15
Quinn	15	--	15
Powers-Neal	8	4	12
Schwapp	10	1	11
McKnight	--	4	4
Jenkins	3	--	3
Carlson	--	2	2
Grimes	--	2	2
Wolke	1	--	1
Woods	--	1	1
Penalty			19
Team Totals	126	169	314

2005 Notre Dame Individual Game-by-Game Statistics

Rushing

(No.-Yds.-TD)	Walker	T. Thomas	Powers-Neal	Hoskins	Quinn	Jenkins	Schwapp
at Pittsburgh	20-100-1	8-40-0	8-41-3	0-0-0	5-49-0	6-17-0	2-6-0
at Michigan	26-104-0	0-0-0	6-19-0	0-0-0	7-(-16)-0	0-0-0	2-8-0
Michigan State	26-116-0	0-0-0	0-0-0	0-0-0	7-(-8)-0	0-0-0	5-(-1)-0
at Washington	21-128-1	7-52-1	9-30-1	DNP	4-29-0	3-4-0	0-0-0
at Purdue	23-80-1	4-17-1	8-10-2	0-0-0	4-23-0	6-30-0	0-0-0
USC	19-72-0	18-52-1	DNP	DNP	13-21-1	0-0-0	0-0-0
BYU	7-17-0	1-(-3)-0	DNP	DNP	4-(-10)-0	0-0-0	8-27-0
Tennessee	15-62-0	8-15-0	DNP	DNP	4-(-16)-0	0-0-0	3-0-0
Navy	19-118-1	11-58-1	DNP	2-(-1)-0	3-27-0	0-0-0	3-13-0
Syracuse	26-123-1	3-4-0	DNP	DNP	3-2-0	4-5-0	0-0-0
at Stanford	35-186-1	3-13-1	DNP	DNP	6-21-0	DNP	2-10-0
vs. Ohio State	16-90-3	0-0-0	DNP	DNP	10-(-32)-0	0-0-0	2-4-0

Passing

(Attempts-Completions-Interceptions-Yards-TD)	Quinn	Wolke	Mooney
at Pittsburgh	27-18-1-227-2	0-0-0-0-0	DNP
at Michigan	30-19-0-140-2	DNP	DNP
Michigan State	60-33-1-487-5	DNP	DNP
at Washington	37-25-0-327-1	0-0-0-0-0	DNP
at Purdue	36-29-1-440-3	3-1-1-28-0	0-0-0
USC	35-19-1-264-1	DNP	DNP
BYU	41-32-0-467-6	0-0-0-0-0	DNP
Tennessee	33-20-0-295-3	0-0-0-0-0	DNP
Navy	31-22-1-284-4	0-0-0-0-0	DNP
Syracuse	37-21-0-270-2	DNP	1-1-0-16-0
at Stanford	38-25-2-432-3	DNP	DNP
vs. Ohio State	45-29-0-286-0	DNP	DNP

Receiving

(No.-Yds-TD)	Fasano	Stovall	Shelton	Samardzija	Carlson	Walker	T.Thomas	Powers-Neal	McKnight
at Pittsburgh	4-42-0	2-27-0	0-0-0	3-34-1	2-3-0	3-52-1	0-0-0	1-18-0	3-51-0
at Michigan	4-18-0	2-17-0	1-4-0	4-52-1	0-0-0	5-22-0	0-0-0	1-9-0	2-18-1
Michigan State	7-93-0	8-176-1	6-87-0	6-96-3	0-0-0	5-24-1	0-0-0	0-0-0	DNP
at Washington	6-66-0	3-34-0	0-0-0	8-164-1	1-15-0	3-20-0	0-0-0	4-28-0	DNP
at Purdue	2-30-0	8-134-0	7-68-0	7-153-2	1-22-1	1-(-2)-0	0-0-0	3-35-0	DNP
USC	4-86-0	3-30-0	1-5-0	6-99-1	0-0-0	4-43-0	0-0-0	DNP	DNP
BYU	5-55-0	14-207-4	1-8-0	10-152-2	0-0-0	1-37-0	0-0-0	DNP	DNP
Tennessee	4-78-1	2-41-1	1-6-0	7-127-1	1-8-0	4-34-0	1-1-0	DNP	DNP
Navy	4-70-1	8-130-3	1-6-0	5-42-0	0-0-0	2-15-0	0-0-0	DNP	DNP
Syracuse	2-7-0	3-91-1	3-62-0	7-80-1	2-8-0	3-14-0	1-8-0	DNP	DNP
at Stanford	3-19-0	7-136-1	2-31-0	8-191-2	0-0-0	5-55-0	0-0-0	DNP	DNP
vs. Ohio State	2-12-0	9-126-0	5-52-0	6-59-0	0-0-0	7-37-0	0-0-0	DNP	DNP

Field Goals

	at Pitt.	at Mich.	MSU	at UW	at PU	USC	BYU	UT	Navy	SU	at Stan.	OSU
Fitzpatrick, D.J.	0-0	1-1	2-3	3-3	0-0	1-2	0-0	2-2	0-0	2-4	0-2	0-0
Gioia, Carl	0-0	0-0	0-0	0-0	0-0	0-0	0-0	0-0	0-0	0-0	1-1	0-0

2005 Team Game-by-Game Comparison

Opponent	Score	1st Downs	Rushing	Passing	Pass Yds	Plays	Tot Yds	Ret Yds	Pen Yds	T/O
at Pittsburgh	42-21	33/20	50-275/31-103	27-18-1/35-20-1	227/220	77/66	502/323	58/83	94/55	1/2
at Michigan	17-10	17/15	44-104/29-114	30-19-0/44-19-1	140/223	74/73	244/337	70/103	21/28	1/2
Michigan State	41-44	31/18	38-107/36-161	60-33-1/27-16-1	487/327	98/63	594/488	122/161	92/85	2/3
at Washington	36-17	31/20	47-233/22-41	37-25-0/40-19-1	327/408	84/62	560/449	62/74	60/25	0/3
at Purdue	49-28	32/29	50-153/24-164	39-30-2/58-33-1	468/350	89/82	621/514	62/176	40/35	2/2
USC	31-34	28/20	52-153/31-175	35-19-1/33-17-2	264/301	87/64	417/476	139/115	62/98	2/2
BYU	49-23	27/26	23-44/34-75	41-32-0/45-26-2	467/317	64/79	511/392	187/203	77/80	2/2
Tennessee	41-21	14/18	34-48/39-109	33-20-0/32-13-2	295/187	67/71	343/296	262/185	78/37	1/3
Navy	42-21	29/21	39-221/58-239	31-22-1/10-4-1	284/75	70/68	505/314	72/175	35/4	1/2
Syracuse	34-10	20/11	36-134/38-143	38-22-0/22-9-1	286/78	74/60	420/221	77/126	50/46	0/1
at Stanford	38-31	30/14	50-231/25-(-11)	38-25-2/36-23-0	432/347	88/61	663/336	131/188	10/8	2/0
vs. Ohio State	20-34	22/27	28-62/36-275	45-29-0/28-19-0	286/342	73/64	348/617	23/71	48/53	0/2
Totals	440-294	314/239	491-1765/403-1588	454-294-8/410-218-13	3963/3175	945/813	5728/4763	1265/1660	667/554	14/24

Note: Game totals are displayed in the format Team/Opponent for each category

Opponent	3rd Down	4th Down	Time Poss	Margin	Yds/Rush	Yds/Pass	Yds/Play	Punting
at Pittsburgh	10-15/4-14	0-0/1-3	32:46/27:14	5:32	5.5/3.3	8.4/6.3	6.5/4.9	3-45.7/4-48.8
at Michigan	4-15/5-18	0-0/2-4	30:56/29:04	1:52	2.4/3.9	4.7/5.1	3.3/4.6	9-41.2/8-41.2
Michigan State	6-18/3-12	3-4/0-1	35:49/24:11	11:38	2.8/4.5	8.1/12.1	6.1/7.7	5-34.0/5-42.6
at Washington	6-13/2-10	0-3/2-3	36:56/23:04	13:52	5.0/1.9	8.8/10.2	6.7/7.2	1-33.0/3-37.3
at Purdue	10-16/6-13	1-1/1-3	36:03/23:57	12:06	3.1/6.8	12.0/6.0	7.0/6.3	2-36.5/3-44.0
USC	10-19/5-13	1-1/2-2	38:40/21:20	17:20	2.9/5.6	7.5/9.1	4.8/7.4	5-39.8/6-45.8
BYU	6-11/4-15	0-0/2-3	26:21/33:39	-7:18	1.9/2.2	11.4/7.0	8.0/5.0	5-44.2/6-43.0
Tennessee	7-16/8-18	0-1/0-0	32:12/27:48	4:24	1.4/2.8	8.9/5.8	5.1/4.2	5-34.6/8-43.2
Navy	8-12/9-14	1-2/2-3	28:25/31:35	-3:10	5.7/4.1	9.2/7.5	7.2/4.6	0-0.0/2-38.5
Syracuse	6-17/3-15	2-3/2-3	32:13/27:47	4:26	3.7/3.8	7.5/3.5	5.7/3.7	3-41.3/8-30.6
at Stanford	8-15/1-11	0-1/0-2	34:35/25:25	9:10	4.6/-0.4	11.4/9.6	7.5/5.5	3-39.3/7-40.0
vs. Ohio State	9-17/8-12	1-2/0-0	29:16/30:44	-1:28	2.2/7.6	6.4/12.2	4.8/9.6	6-42.3/1-40.0
Totals	90-184/58-165	9-18/14-27	394:12/325:48	68:24	3.6/3.9	8.7/7.7	6.1/5.9	47-39.9/61-41.0

Note: Game totals are displayed in the format Team/Opponent for each category



2005 Notre Dame Football Game Superlatives

Individual Game Highs

Rushes	35	Darius Walker at Stanford
Yards Rushing	186	Darius Walker at Stanford
TD Rushes	3	Rashon Powers-Neal at Pittsburgh; Darius Walker vs. Ohio State
Long Rush	38	Darius Walker at Stanford
Pass Attempts	60	Brady Quinn vs. Michigan State
Pass Completions	33	Brady Quinn vs. Michigan State
Yards Passing	487	Brady Quinn vs. Michigan State
TD Passes	6	Brady Quinn vs. BYU
Long Pass	80	Brady Quinn at Stanford
Receptions	14	Maurice Stovall vs. BYU
Yards Receiving	207	Maurice Stovall vs. BYU
TD Receptions	4	Maurice Stovall vs. BYU
Long Reception	80	Jeff Samardzija at Stanford
Field Goals	3	D.J. Fitzpatrick at Washington
Long Field Goal	48	D.J. Fitzpatrick vs. Michigan State
Punts	9	D.J. Fitzpatrick at Michigan
Punting Avg	48.0	Brady Quinn at Stanford
Long Punt	60	D.J. Fitzpatrick at Michigan
Long Punt Return	78	Tom Zbikowski vs. Tennessee
Long Kickoff Return	40	David Grimes at Purdue
Tackles	14	Corey Mays vs. Navy
Sacks	4.0	Victor Abiamiri at Stanford
Tackles For Loss	4.5	Brandon Hoyte at Pittsburgh
Interceptions	1	Tom Zbikowski at Pittsburgh; Tom Zbikowski at Michigan; Chinedum Ndukwe vs. Michigan State; Ambrose Wooden at Washington; Mike Richardson at Purdue; Chinedum Ndukwe vs. USC; Mike Richardson vs. USC; Tom Zbikowski vs. BYU; Mike Richardson vs. BYU; Tom Zbikowski vs. Tennessee; Ambrose Wooden vs. Tennessee; Tom Zbikowski vs. Navy; Leo Ferrine vs. Syracuse

Team Game Highs

Rushes	52	vs. USC
Yards Rushing	275	at Pittsburgh
Yards Per Rush	5.7	vs. Navy
TD Rushes	4	at Pittsburgh; at Purdue
Pass Attempts	60	vs. Michigan State
Pass Completions	33	vs. Michigan State
Yards Passing	487	vs. Michigan State
Yards Per Pass	12.0	at Purdue
TD Passes	6	vs. BYU
Total Plays	98	vs. Michigan State
Total Offense	663	at Stanford
Yards Per Play	8.0	vs. BYU
Points	49	at Purdue; vs. BYU
Sacks By	7	at Stanford
First Downs	33	at Pittsburgh
Penalties	12	vs. Michigan State
Penalty Yards	94	at Pittsburgh
Turnovers	2	vs. Michigan State; at Purdue; vs. USC; vs. BYU; at Stanford
Interceptions By	2	vs. USC; vs. BYU; vs. Tennessee



Linebacker Corey Mays produced a season-high 14 tackles for the Irish in the victory over Navy, the most stops in a single game by any Notre Dame defender during the 2005 season. (photo by Matt Cashore)

2005 Irish Honors and Awards

Victor Abiamiri, Defensive End

- Notre Dame Lineman of the Year Award, Moose Krause Chapter of the National Football Foundation and Hall of Fame

Brandon Hoyte, Linebacker

- Knute Rockne Student-Athlete Award, Notre Dame Club of St. Joseph Valley (Notre Dame's top football student-athlete)
- Col. Earl "Red" Blaik Leadership Scholarship, All-American Football Foundation
- Finalist, Wuerffel Trophy
- Semifinalist, Lott Trophy
- Semifinalist, Draddy Trophy (Academic Heisman)
- Butkus Award Watch List

Anthony Fasano, Tight End

- Honorable Mention All-America, *Sports Illustrated*
- Finalist, Mackey Award

Trevor Laws, Defensive Tackle

- Westwood One/State Farm Student-Athlete of the Year Award (Notre Dame academic honor)

Corey Mays, Linebacker

- Nick Pietrosante Award (Notre Dame award for courage, loyalty, teamwork, dedication and pride)

Brady Quinn, Quarterback

- Winner, Sammy Baugh Award (top collegiate passer)
- Third-Team All-America, Associated Press
- Honorable Mention All-America, *Sports Illustrated*
- National Player of the Week, *The Sporting News* (vs. Purdue)
- Cingular/ABC Sports All-American of the Week (vs. Purdue)
- Cingular/ABC Sports All-American of the Week (vs. BYU)
- NBC/Chevrolet Player of the Game (vs. USC)
- NBC/Chevrolet Player of the Game (vs. BYU)
- NBC/Chevrolet Player of the Game (vs. Syracuse)
- ABC/Chevrolet Player of the Game (vs. Pittsburgh)
- Finalist, Maxwell Award (national player of the year)
- Finalist, Davey O'Brien Award (top quarterback)
- Finalist, Walter Camp Player of the Year (national player of the year)
- Notre Dame Most Valuable Player Award (Notre Dame Monogram Club)

Jeff Samardzija, Wide Receiver

- Consensus First-Team All-America
- First-Team All-America, *Sports Illustrated.com*
- First-Team All-America, *CBS Sportsline.com*
- First-Team All-America, Football Writers Association of America (FWAA)
- First-Team All-America, *The Sporting News*
- First-Team All-America, *ESPN.com*
- First-Team All-America, All-American Football Foundation
- First-Team Mid-Season All-America, *Sports Illustrated*
- Second-Team All-America, Associated Press
- Second-Team All-America, Walter Camp Foundation
- Second-Team All-America, American Football Coaches Association
- Finalist, Biletnikoff Award (Top Receiver)
- ABC/Chevrolet Player of the Game (Washington)
- MasterCard/Coaches Survey Offense Game Ball (Stanford)
- Notre Dame Most Valuable Player Award (Notre Dame Monogram Club)

Dan Santucci, Offensive Guard

- Westwood One/State Farm Student-Athlete of the Year Award (Notre Dame academic honor)

Dan Stevenson, Offensive Guard

- Notre Dame Guardian Insurance Guardian of the Year Award (top Notre Dame offensive lineman)

Maurice Stovall, Wide Receiver

- Nick Pietrosante Award (Notre Dame award for courage, loyalty, teamwork, dedication and pride)
- NBC/Chevrolet Player of the Game (Navy)

John Sullivan, Center

- Connecticut College Player of the Year, Walter Camp Football Foundation

Darius Walker, Running Back

- ABC/Chevrolet Player of the Game (Michigan)
- ABC/Chevrolet Player of the Game (Stanford)

Tom Zbikowski, Safety/Punt Returner

- Third-Team All-America (Associated Press)
- Honorable Mention All-America (punt return), *Sports Illustrated*
- Cingular/ABC Sports All-American of the Week (Tennessee)
- NBC/Chevrolet Player of the Game (Tennessee)
- MasterCard/Coaches Survey Special Teams Game Ball (Tennessee)
- Nick Pietrosante Award (Notre Dame award for courage, loyalty, teamwork, dedication and pride)

Charlie Weis, Head Coach

- Eddie Robinson Award, National Coach of the Year, Football Writers Association of America (FWAA)
- National Coach of the Year, Schutt Sports
- Finalist, George Munger National Coach of the Year (Maxwell Football Club)
- Man of the Year, New Jersey Sportswriters Association

2005 Final Notre Dame Depth Chart

Offense

Defense

X	21	MAURICE STOVALL	6-5	222	Sr.	LE	95	Victor Abiamiri	6-4	260	Jr.
	11	David Grimes	6-0	170	Fr.		99	Ronald Talley	6-4	261	So.
LT	68	RYAN HARRIS	6-5	288	Jr.	LT	98	Trevor Laws	6-1	293	Jr.
	77	Michael Turkovich	6-6	290	Fr.		90	Brian Beidatsch	6-3	294	Sr.
LG	50	Dan Santucci	6-4	290	Sr.	RT	66	DEREK LANDRI	6-3	263	Sr.
	79	Brian Mattes	6-6	285	Sr.		57	Dwight Stephenson, Jr.	6-2	252	Jr.
C	78	JOHN SULLIVAN	6-4	298	Jr.	RE	94	Justin Brown	6-3	247	So.
	76	Bob Morton	6-4	292	Sr.		or 99	Ronald Talley	6-4	261	So.
RG	74	DAN STEVENSON	6-6	292	Sr.	WLB	39	BRANDON HOYTE	6-0	236	Sr.
	62	Scott Raridon	6-7	304	Sr.		52	Joe Brockington	6-1	212	Jr.
RT	73	MARK LeVOIR	6-7	311	Sr.	MLB	46	Corey Mays	6-1	234	Sr.
	72	Paul Duncan	6-7	292	Fr.		41	Scott Smith	6-3	235	Fr.
Y	88	ANTHONY FASANO	6-5	255	Sr.	Apache	40	Maurice Crum, Jr.	6-0	220	So.
	89	John Carlson	6-6	254	Jr.		48	Steve Quinn	6-2	215	Fr.
	87	Marcus Freeman	6-3	245	Sr.						
Z	83	Jeff Samardzija	6-5	216	Jr.	LCB	22	Ambrose Wooden	5-11	197	Jr.
	82	Matt Shelton	6-0	172	Sr.		15	Leo Ferrine	6-0	186	So.
QB	10	BRADY QUINN	6-4	231	Jr.	WS	18	Chinedum Ndukwe	6-2	219	Jr.
	14	David Wolke	6-2	196	So.		27	David Bruton	6-2	187	Fr.
FB	44	Asaph Schwapp	6-0	250	Fr.	SS	9	TOM ZBIKOWSKI	6-0	208	Jr.
	35	Ashley McConnell	6-0	247	Jr.		31	Jake Carney	6-0	187	Sr.
HB	3	DARIUS WALKER	5-10	208	So.	RCB	30	Mike Richardson	5-11	193	Sr.
	26	Travis Thomas	6-0	215	Jr.		20	Terrail Lambert	5-11	188	So.

Special Teams

PK	19	D.J. FITZPATRICK	6-2	206	Sr.	SNP	61	J.J. Jansen	6-3	242	So.
	45	Carl Gioia	5-11	179	Jr.		62	Scott Raridon	6-7	304	Sr.
P	19	D.J. FITZPATRICK	6-2	206	Sr.	PR	9	Tom Zbikowski	6-0	208	Jr.
	17	Geoff Price	6-3	186	Jr.		11	David Grimes	6-0	170	Fr.
KO	19	D.J. FITZPATRICK	6-2	206	Sr.	KR	11	David Grimes	6-0	170	Fr.
	45	Carl Gioia	5-11	179	Jr.		1	D.J. Hord	6-1	198	Fr.
HLD	83	Jeff Samardzija	6-5	216	Jr.	ALL CAPS - returning starter from 2004 (min. six regular season starts)					
	82	MATT SHELTON	6-0	172	Sr.						

COLLEGE FOOTBALL - GAME
MOST PASSING YARDS - 716
MOST RUSHING YARDS - 406
MOST RECEIVING YARDS - 405
MOST FRESHMAN YDS GAINED - 582
MOST INTERCEPTIONS - 5
MOST POINTS SCORED KICKING - 24

COLLEGE FOOTBALL - SEASON
MOST PASSING YARDS - 5833
MOST RUSHING YARDS - 2628
MOST RECEIVING YARDS - 2060
MOST TOUCHDOWNS SCORED - 39

COLLEGE FOOTBALL - CAREER
MOST PASSING YARDS - 15,031
MOST RUSHING YARDS - 6397
MOST TOUCHDOWN PASSES - 121
MOST RECEIVING YARDS - 5005
MOST TOUCHDOWNS SCORED
ON INTERCEPTION RETURNS - 5
MOST POINTS SCORED - 468
LONGEST PUNT IN YARDS - 99
MOST CONSECUTIVE GAMES
GAINING 400yds OR MORE - 11
MOST CONSECUTIVE FIELD
GOALS MADE - 30

MEN'S COLLEGE SOCCER - GAME
MOST ASSISTS - 7
MOST GOALS - 8
MOST POINTS - 18

MEN'S COLLEGE SOCCER - SEASON
MOST ASSISTS - 24
MOST GOALS - 46
MOST POINTS - 108

MEN'S COLLEGE SOCCER - CAREER
MOST ASSISTS - 66
MOST GOALS - 109
MOST POINTS - 255

WMN'S COLLEGE SOCCER - GAME
MOST ASSISTS - 6
MOST GOALS - 7
MOST POINTS - 16

WMN'S COLLEGE SOCCER - SEASON
MOST ASSISTS - 44
MOST GOALS - 37
MOST POINTS - 97

WMN'S COLLEGE SOCCER - CAREER
MOST ASSISTS - 129
MOST GOALS - 118
MOST POINTS - 284

MEN'S COLLEGE BASKETBALL - GAME
MOST POINTS - 100
MOST 3-POINT FIELD GOALS - 15
MOST REBOUNDS - 51
MOST STEALS - 13
MOST ASSISTS - 22
MOST POINTS IN FIRST
CAREER GAME - 52

MEN'S COLLEGE BASKETBALL - SEASON
MOST BLOCKED SHOTS - 207
MOST BLOCKED SHOTS BY A TEAM - 315
MOST TEAM POINTS SCORED - 3464

MEN'S COLLEGE BASKETBALL - CAREER
MOST 3-POINT FIELD GOALS - 413
MOST ASSISTS - 1076
MOST POINTS - 37
MOST CONSECUTIVE FREE THROWS - 85
MOST GAMES PLAYED - 151

WMN'S COLLEGE BASKETBALL - GAME
MOST POINTS - 60
MOST POINTS BY A TEAM - 149
MOST CONSECUTIVE FIELD GOALS - 17
MOST 3-POINT FIELD GOALS - 12

WMN'S COLLEGE BASKETBALL - SEASON
MOST POINTS - 1062
MOST REBOUNDS - 534
MOST STEALS - 191
MOST CONSECUTIVE FIELD GOALS - 28

WMN'S COLLEGE BASKETBALL - CAREER
MOST POINTS - 3393
MOST ASSISTS - 1307
MOST 3-POINT FIELD GOALS - 391
HIGHEST FIELD GOAL - 70.3%

MEN'S COLLEGE HOCKEY - GAME
MOST POINTS - 11
MOST GOALS - 9
MOST SHORT-HANDED GOALS - 3
MOST SAVES - 78

MEN'S SWIMMING
50m FREESTYLE - 21.64
100m BREASTSTROKE - 59.30
200m BACKSTROKE - 1:44.06
50m BACKSTROKE - 24.99
400m FREESTYLE - 3:40.08
SHORT-COURSE 4X100m
FREESTYLE - 3:09.57

WOMEN'S SWIMMING
50m FREESTYLE - 24.13
100m FREESTYLE - 53.52
100m BACKSTROKE - 59.58
200m FREESTYLE - 1:57.65
200m BACKSTROKE - 2:06.62
400m FREESTYLE - 4:03.85
SHORT-COURSE 4X100m
FREESTYLE - 3:34.05

MEN'S TRACK AND FIELD
100m - 9.77
200m - 19.32
400m - 43.18
800m - 1:41.11
JAVELIN - 98.48m
MARATHON - 2:04.55
3000m STEEPLECHASE - 7:53.63
HIGH JUMP - 2.45m
LONG JUMP - 8.95m
TRIPLE JUMP - 18.29m

WMN'S TRACK AND FIELD
100m - 10.49
200m - 21.34
400m - 47.60
800m - 1:53.28
100m HURDLES - 12.21
400m HURDLES - 52.34
MARATHON - 2:15.25
DISCUS - 76.80m
POLE VAULT - 5.00m
LONG JUMP - 7.52m
HIGH JUMP - 2.09m
TRIPLE JUMP - 15.5m

MEN'S MARATHON
FASTEST HALF MARATHON - 59.05
FASTEST MARATHON - 2:04.55

PUSH UPS
NON-STOP - 10,507
1 MINUTE - 138
5 MINUTES - 441
1 HOUR - 3877
24 HOURS - 46,001
1 YEAR - 1,500,230

MEN'S SHORT TRACK SKATING
500m - 41.184
1000m - 1:24.674
1500m - 2:10.639

WOMEN'S SHORT TRACK SKATING
500m - 43.671
1000m - 1:31.191
1500m - 2:18.861

MEN'S COLLEGE VOLLEYBALL - MATCH
MOST KILLS - 49
SERVICE ACES - 4
BLOCK SOLOS - 11
DIGS - 27

MEN'S ARCHERY
72 ARROW RANKING ROUND - 687
18 ARROW MATCH - 177
12 ARROW MATCH - 119
27 ARROW MATCH - 260

WOMEN'S ARCHERY
72 ARROW RANKING ROUND - 682
18 ARROW MATCH - 175
12 ARROW MATCH - 118
27 ARROW MATCH - 258

PROFESSIONAL BASEBALL
MOST GRAND SLAMS IN 1 GAME - 2
LONGEST GAME - 8 hrs 6 mins
MOST STRIKEOUTS IN A SEASON - 383
MOST WORLD SERIES WINS - 26
MOST STOLEN BASES SEASON - 130
MOST STOLEN BASES CAREER - 1406

WOMEN'S COLLEGE SOFTBALL - GAME
MOST HITS - 8
MOST HOME RUNS - 4
MOST STOLEN BASES - 7

WOMEN'S COLLEGE SOFTBALL - CAREER
MOST VICTORIES BY A PITCHER - 151
MOST SHUTOUTS BY A PITCHER - 94
MOST RBIs - 328
MOST CONSECUTIVE HITS - 10
MOST CONSECUTIVE GAMES
HITTING STREAK - 43

MEN'S PROFESSIONAL BOXING
MOST TITLES - 4
MOST TITLE BOUTS - 37
LONGEST CHAMPION REIGN - 11yrs
LONGEST UNBEATEN - 16yrs 8mths IN
A TOTAL OF 49 FIGHTS
MOST CAREER KOs - 145
CONSECUTIVE CAREER WINS - 49

MEN'S PROFESSIONAL SURFING
MOST CAREER CHAMPIONSHIPS - 6
WOMEN'S PROFESSIONAL SURFING
MOST CAREER CHAMPIONSHIPS - 6

SIT-UPS
1 hour - 8555

MEN'S PROFESSIONAL GOLF
LONGEST CARRY WITH A DRIVE
ON THE FLY - 408yds
MOST U.S. MASTERS TITLES - 6
CAREER WINS - 82
CAREER MAJORS WINS - 18

SKATEBOARDING
HIGHEST OLLIE - 44.5 in
LONGEST RAMP JUMP - 79 ft
FASTEST SPEED STANDING - 62.55mph
HIGHEST AIR - 7ft 8in

MEN'S CYCLING
SPRINT - 10.129
INDIVIDUAL PURSUIT - 4:15.165
1km TIME TRIAL - 1:00.711

WOMEN'S CYCLING
SPRINT - 11.21
INDIVIDUAL PURSUIT - 3:24.537
500m TIME TRIAL - 33.952

MEN'S SHOOTING
10m RUNNING TARGET - 590
25m RAPID FIRE PISTOL - 596
50m PISTOL - 666.4
50m FREE RIFLE 3 POSITIONS - 1275.1

WOMEN'S SHOOTING
10m AIR PISTOL - 490.1
10m AIR RIFLE - 502.0
TRAP - 93
50m RIFLE 3 POSITIONS - 686.1
SKEET - 98

MEN'S SPEED SKATING - EVENT
500m - 34.42
1000m - 1:07.18
1500m - 1:43.95
5000m - 6:14.66
10000m - 12:58.92

WOMEN'S SPEED SKATING - EVENT
500m - 37.30
1000m - 1:13.83
1500m - 1:54.02
5000m - 3:57.70
10000m - 6:46.91

MEN'S WEIGHTLIFTING - EVENT
56kg - 305.0
62kg - 325.0
69kg - 357.5
77kg - 375.0

WOMEN'S WEIGHTLIFTING - EVENT
48kg - 210.0
53kg - 225.0
58kg - 237.5
63kg - 242.5
69kg - 275.0
75kg - 272.5

MEN'S TEAM ROWING
LONGEST CONTINUAL - 1010hrs 34min

MARATHON MEN'S ROWING - 24hrs
INDIVIDUAL HEAVYWEIGHT - 307,683m
INDIVIDUAL LIGHTWEIGHT - 302,008m

MARATHON ROWING LARGE TEAM - 24hrs
WOMEN - 413,549m
MEN - 497,972m
MIXED - 480,197m
MIXED, JUNIORS - 410,018m

MARATHON ROWING SMALL TEAM - 24hrs
WOMEN - 367,872m
MEN - 438,694m
MIXED - 426,635m
MEN, JUNIORS - 348,370m

ROPE SKIPPING
NON-STOP - 31:46.48
1 MINUTE - 425
1 HOUR - 16,107
CONSECUTIVE TIGHTROPE SKIPS - 1250

MEN'S SHORT TRACK SKATING
500m - 41.184
1000m - 1:24.674
1500m - 2:10.639

WOMEN'S SHORT TRACK SKATING
500m - 43.671
1000m - 1:31.191
1500m - 2:18.861

MEN'S SKIING
HIGHEST RECORDED SPEED - 154.165mph

MEN'S COLLEGE LACROSSE - GAME
MOST POINTS - 14
MOST GOALS - 10
MOST ASSISTS - 12
MOST SAVES BY A GOALIE - 38
MOST GOALS SCORED BY A TEAM - 38
MOST CONSECUTIVE VICTORIES - 42
MOST CONSECUTIVE SEASONS WON - 33

ICE SKATING SPINS - CONTINUOUS
MOST UPRIGHT ON 1 FOOT - 115

IMPOSSIBLE IS NOTHING

