

NOTRE DAME

SEASON IN REVIEW



The 2007-08 Irish set the Joyce Center homecourt win streak with its 25th consecutive win in a 108-62 victory over Northern Illinois on December 8, 2007. The 108 points were the most by an Irish team under head coach Mike Brey in a regulation game.

2007-08 Season In Review Recap

DANCING AGAIN

Notre Dame returned to the NCAA Championships for the second consecutive year and the fifth time in eight seasons under head coach Mike Brey. The Irish also made appearances under Brey in 2001, 2002, 2003 and 2007. Notre Dame, the No. 5 seed in the East Region, defeated No. 12 seed George Mason, 68-50, in first-round action, before dropping a 61-41 decision to No. 4 seed Washington State in the second round. Irish teams have appeared in the NCAA Championships on 29 occasions.

SELECT COMPANY

Mike Brey was selected as the Oppenheimer Funds BIG EAST Coach of the Year for the second consecutive season, becoming only the third coach in league history to win BIG EAST coach-of-the-year honors in consecutive years. The other two coaches were P.J. Carlesimo of Seton Hall (1988-89) and Lou Carnesecca (1985-86) of St. John's. It was the third such accolade for Brey in 13 seasons as a head coach.

BIG EAST BEAST

Luke Harangody became the second player under head coach Mike Brey to be named BIG EAST Player of the Year after becoming just the second player in league history (the other was Troy Murphy in 1999-2000) to lead the conference in both scoring (23.3) and rebounding (11.3). In 13 seasons as a BIG EAST member, Notre Dame has had three player-of-the-year honorees on four occasions. Pat Garrity earned the honor in 1997, while Murphy was a two-time recipient in 2000 and 2001.

20-AND-10 CLUB

As a sophomore, **Luke Harangody** netted 20.4 points and grabbed 10.1 rebounds and is one of just 10 players in the last decade to average at least 20 points and 10 rebounds in a single-season for a high-major school.



TWO OF THE BEST

For the second straight year and second time in school history, Notre Dame had two players claim all-BIG EAST first-team honors when **Luke Harangody** and **Kyle McAlarney** were selected for the first time in their respective careers. Connecticut was the only other school to place two on the first team. The duo became the seventh and eighth players under Mike Brey to earn first-team honors. It also marked the eighth consecutive year that an Irish player has been named to one of the all-conference teams under Brey.

IN THE RECORD BOOKS

With 108 three-pointers during the season, **Kyle McAlarney** eclipsed the single-season three-point record of 102 set by Colin Falls during the 2005-06 campaign. It marked just the second time in school history that an Irish player connected on more than 100 three-point field goals in a season. He also set the single-game three-point mark when he made nine against Syracuse on Feb. 24, 2008.

For the second straight year, **Tory Jackson** led the BIG EAST in assists during the 18-game regular-season as he averaged 5.94 per game. He was the conference leader in overall games with an average of 5.85 per game.



Ryan Ayers played in all 33 games for the Irish and made starts in 17 of those contests while averaging a career-best 7.8 points per game and hitting better than 45 percent of his shots from the field.

PLENTY OF WINS

The Irish wrapped up the 2007-08 campaign with a 25-8 record, the third most wins in school history. Notre Dame closed out the regular season by winning 11 of its final 13 games. The Irish finished with 24 wins, which marked the most regular-season victories by a Notre Dame team under head coach Mike Brey and the most since the 1973-74 squad entered postseason play with a 24-5 record.

BIG EAST SURPRISE

After being picked ninth in the BIG EAST Preseason Coaches Poll, Notre Dame finished tied for second with Louisville in the final regular-season standings after finishing with a 14-4 ledger. It marked the best record and most wins for an Irish team since they became a BIG EAST member in 1995-96. Notre Dame posted 10 or more wins for the fifth time in eight years and second consecutive season under Mike Brey.

AND THE STREAK GOES ON

Notre Dame closed out the home portion of its schedule with a 68-55 win over St. John's on March 5, 2008. With the victory, the Irish became the first Notre Dame team in the 40-year history of the Joyce Center and first-ever BIG EAST squad to go undefeated at home in back-to-back seasons. The Irish broke the previous Joyce Center streak of 24 games on Dec. 8, 2007, with their 108-62 victory over Northern Illinois. The current

NOW THAT'S SOMETHING TO TALK ABOUT

Notre Dame's current record-setting 37-game home win streak spans three seasons — the final two games played during the 2005-06 campaign, the entire 2006-07 (18 games) and 2007-08 (17 games) seasons. Here's a look at the dominance of the Irish during its present win streak:

	Notre Dame	Opponents
FG Percentage	1047-2184 (.479)	906-2298 (.394)
3-FG Percentage	324-820 (.395)	244-740 (.330)
Points/Avg.	3,104 (83.9 ppg.)	2,413 (65.2 ppg.)
Margin of Victory	+691 points (+18.7)	

Notes: Notre Dame has shot .500 or better in 15 of 37 games

Notre Dame opponents have shot .500 or better in 3 of 37 games

26 wins by 10-plus points

13 wins by 20-plus points


9 wins by 30-plus points

5 wins by 40-plus points

1 win by 50-plus points

- Notre Dame's 81-74 overtime win against Providence was the first overtime game during the streak.
- Notre Dame trailed Pittsburgh by 11 (51-40) with 13:53 to play in the contest that marked the largest deficit at home for the Irish in 2007-08.
- The Irish only trailed twice at home in 2007-08 at halftime — Cincinnati (32-27) and Pittsburgh (35-30).

win streak of 37 is one shy of the all-time Notre Dame homecourt win streak and is the nation's second-longest win streak. The Irish also have won 18 consecutive BIG EAST home games — a mark that ranks second all-time and is just two shy of the league record of 20



Rob Kurz was the lone senior and captain on the 2007-08 Irish team. He also served as team captain during his junior season and was just the 18th player in program history to serve as a two-time captain.

held by Pittsburgh. Notre Dame has not lost at the Joyce Center since Feb. 25, 2006 when it dropped an 80-72 decision to Marquette.

ANOTHER 20-WIN SEASON

Notre Dame has posted five 20-win campaigns in eight seasons under Mike Brey. He is only the second coach in school history to register five 20-win seasons in his first eight years. Digger Phelps was the only other coach to post five 20-win campaigns in the first eight years of his 20-year tenure with the Irish.

LEADER OF THE PACK

Notre Dame led the nation in assists during the 2007-08 campaign — the first time in school history that an Irish team ranked first in the national statistics. In 33 games, the Irish dished out 608 assists (the third-highest single-season total in school history) for an 18.4 average per game.

BIG EAST TURNAROUND

Under Mike Brey's tenure, Notre Dame has had only one losing season. That season was in 2005-06 when the Irish finished 6-10 after beginning the BIG EAST campaign with a 1-8 record. Since that 1-8 start, Notre Dame has gone 30-11 (.732) over the last 41 regular-season games.

SUCCESS ON AND OFF THE COURT

The Irish basketball team finished the 2007-08 school year with a cumulative 3.097 grade point average and was one of six Notre Dame teams to be recognized with the BIG EAST Team Academic Excellence Award. In its first year, the award recognized the highest collective grade point averages in each conference sport. In seven of the last nine semesters, the Irish have finished with a combined 3.00 or better.

Honors and Awards

Mike Brey

Oppenheimer Funds BIG EAST Coach of the Year
Skip Prosser Man of the Year

Ryan Ayers

Notre Dame Most Improved Player Award

Luke Harangody

BIG EAST Player of the Year
First Team All-BIG EAST
First Team State Farm/NABC All-American
Second Team NCAA Consensus All-American
John R. Wooden All-America Team
Second Team Associated Press All-American
Second Team *The Sporting News* All-American
Second Team United States Basketball Association (USBWA) All-American
Second Team Basketball Times All-American
CollegeInsider.com All-American
Second Team College Hoops.net All-American
Second Team ESPN.com All-American
Second Team SI.com All-American
USBWA District V Player of the Year
First Team USBWA District V
First Team NABC District 10
BIG EAST Player of the Week (Jan. 7, Feb. 4, March 3)
BIG EAST Weekly Honor Roll (Nov. 26, Dec. 10, Jan. 26, Feb. 11 and March 10)
Paradise Jam All-Tournament Team
CBS/Chevrolet Player of the Game vs. George Mason (March 20)
CBS/Chevrolet Player of the Game vs. Washington State (March 22)
Notre Dame Best Rebounder Award

Zach Hillesland

Notre Dame Club of St. Joseph Valley Rockne Student-Athlete Award
Notre Dame Best Defensive Player Award

Tory Jackson

BIG EAST Weekly Honor Roll (Feb. 18)
Notre Dame Outstanding Playmaker Award

Rob Kurz

Notre Dame Monogram Club MVP
BIG EAST Weekly Honor Roll (Dec. 31)

Kyle McAlarney

First Team All-BIG EAST
BIG EAST Player of the Week (Feb. 4 and Feb. 25)
BIG EAST Weekly Honor Roll (Dec. 3)
CBS/Chevrolet Player of the Game vs. Syracuse (Feb. 13)
Notre Dame Comeback Player of the Year Award

Jonathan Peoples


Team Irish Award

Luke Zeller

Notre Dame Most Improved Player

Team

BIG EAST Academic Excellence Award



SENIOR SEASON (2007-08):

Lone senior on Irish roster and team captain for the second consecutive year ... one of 18 players in school history to serve as a two-time captain ... started all 33 games, scored in double figures in 22 of those contests and recorded double-doubles in eight of those games ... grabbed 10-plus rebounds in 11 contests and topped the 20-point mark ... led the Irish with 48 blocked shots ... concluded career sixth on all-time career blocked shot list with 122 blocked shots ... was Notre Dame's leading scorer in five games and leading rebounder in seven contests ... 48th player in Notre Dame basketball history to score 1,000 points ... netted 20-plus points for the third season when he finished with 21 points, seven rebounds and three blocked shots in second meeting versus DePaul ... named recipient of Wendell Smith MVP Award for his performance against the Blue Demons ... closed out Joyce Center career with 15 points and four rebounds in regular-season home finale against St. John's ... tallied 15 points, grabbed seven rebounds and blocked three shots in BIG EAST tournament quarterfinal loss to Marquette ... scored 14 points and grabbed five rebounds in regular-season finale at South Florida ... registered eighth double-double of the season against Rutgers as he finished with 11 points and grabbed a career-high 14 rebounds, in addition to blocking three shots in the game ... recorded back-to-back double-doubles when he finished with 15 points and 11 boards against Brown and then followed that up with a season-high 23 points and matched his career-high with 13 rebounds versus North Florida as he connected on 7-11 shots from the field ... also grabbed 13 rebounds in BIG EAST season opener against West Virginia, in addition to scoring eight points ... finished with eight points and 12 rebounds against DePaul ... netted 17 points and 10 rebounds against Seton Hall ... registered fifth double-double of the season with his 14 points and 10 rebounds against Connecticut ... netted 11 points and grabbed six boards versus Marquette ... scored 17 points and grabbed 10 rebounds against



Cincinnati ... tallied 14 points and grabbed five boards versus Pittsburgh ... scored 15 points against Syracuse ... netted 12 points and grabbed four rebounds against Villanova ... finished with 11 points, seven rebounds, four assists and three blocked shots in overtime win against Providence ... battled the flu in win over Marquette and scored five points and grabbed five rebounds ... scored nine points, grabbed eight rebounds and dished off a season-high five assists against Louisville ... scored 20 points on 7-10 shooting from the field to go along with 10 boards for his 13th career double-double against Colgate ... registered 12th career double-double in season opener against Long Island as he finished with 19 points on 8-12 shooting from the field, 10 rebounds and four blocked shots ... connected on 5-9 shots from the field and finished with 15 points against Monmouth in addition to grabbing five boards ... scored 13 points and grabbed five boards in loss to Baylor ... netted 15 points, hauled in five boards and dished off four assists against Georgia Tech ... scored eight points and grabbed 11 boards against Youngstown State in addition to dishing off four assists ... reached double figures for the sixth time when he scored 17 points in just 19 minutes, in addition to grabbing six boards against Northern Illinois ... finished with 12 points, grabbed eight rebounds, dished off three assists and made three steals against San Francisco.

JUNIOR SEASON (2006-07):

Tri-captain of 2006-07 Irish squad along with teammates Russell Carter and Colin Falls ... played in 31 contests and earned starts in 30 of those outings ... averaged career-bests of 12.6 points (third best on team) and a team-leading 8.0 rebounds ... was the team leader with nine double-doubles ... grabbed 10-plus rebounds in 10 outings ... missed Syracuse game after injuring right foot at the end of the Villanova game ... came off the bench in loss at South Florida and played just 19 minutes ... held scoreless in the contest and finished with just one rebound ... scored in double figures in 21 contests ... topped the 20-plus point mark on four occasions ... had an eight-game double-figure scoring streak during the season that was the longest of his career ... led the Irish in scoring on four occasions and in rebounding in 17 games ... recorded double-double in NCAA Tournament game vs. Winthrop as he finished with 13 points and 10 rebounds ... scored eight points and grabbed eight rebounds versus Syracuse in BIG EAST Championship quarterfinal victory and finished with nine points and seven rebounds against Georgetown in semifinal loss ... was selected to the BIG EAST Honor Roll for the second time in his career for the week of Dec. 4 after averaging 19.6 points, 7.7 rebounds and shooting 72.7 percent from the field (16-22) in wins over Lehigh, Winston-Salem St. and Maryland ... also named to the league Honor Roll for the week of Dec. 18 ... netted 20-plus points for the first time in his career as he finished with 25 points versus Lehigh ... finished with 21 points and 11 rebounds for his fifth double-double of the season against Portland as he was 5-10 from the field and 11-12 from the free-throw line ... notched third 20-plus point effort of the season against Rider as he scored 23 points and grabbed eight rebounds ... finished with 21 points, 10 rebounds and four blocked shots in 30 minutes in win over South Florida ... scored 15 points and grabbed nine boards in loss at DePaul and in win at home over Providence ... in win over DePaul, scored 15 points, grabbed five rebounds and dished off three assists ... scored 13 points and grabbed six rebounds against Rutgers ... also blocked three shots against the Friars in 33 minutes ... played 36 minutes in win over fourth-ranked Alabama and finished with third double-double of the season as he scored 14 points and matched career-

KURZ' CAREER STATISTICS

YEAR	G-S	MIN/AVG	FG-FGA	PCT.	3-Point		FT-FTA	PCT.	Rebounds				AST.	STL	BLK	PF-D	PTS/AVG
					FG-FGA	PCT.			O	D	TOT	AVG.					
2004-05	14-0	66/4.7	5-14	.357	1-3	.333	8-14	.571	8	8	16	1.1	3	1	2	9-1	19/1.4
BIG EAST	4-0	4/1.0	0-0	.000	0-0	.000	0-0	.000	0	0	0	0.0	0	0	0	0-0	0/0.0
2005-06	30-12	638/21.3	61-131	.466	11-25	.440	58-75	.773	55	97	152	5.1	19	15	26	76-3	191/6.4
BIG EAST	16-5	339/21.2	32-71	.451	6-13	.462	33-44	.750	25	50	75	4.7	6	7	11	37-1	103/6.5
2006-07	31-30	868/28.0	113-226	.500	21-49	.429	145-179	.810	94	154	248	8.0	53	24	46	85-1	392/12.6
BIG EAST	15-14	434/28.9	45-107	.421	10-25	.400	56-77	.727	43	64	107	7.1	19	6	23	41-0	156/10.4
2007-08	33-33	944/28.6	125-278	.450	39-99	.394	122-143	.853	63	171	234	7.1	64	20	48	91-2	397/12.8
BIG EAST	18-18	533/29.6	63-156	.404	22-61	.361	64-72	.889	34	97	131	7.3	27	9	24	56-2	212/11.8
TOTALS	108-75	2516/23.3	304-649	.468	72-176	.409	333-411	.810	220	430	650	6.0	139	60	122	270-8	1013/9.4
BIG EAST	53-37	1310/24.7	140-334	.419	38-99	.384	153-193	.793	102	211	313	5.9	52	22	58	134-3	471/8.9

best with 12 rebounds ... also dished off four assists in the game ... recorded second consecutive double-double and fourth of the season against Elon as he finished with 16 points and matched his career-high with 12 rebounds ... also dished off a career-best seven assists and blocked a season-high four shots ... was a perfect 5-5 from the field and 8-8 from the free-throw line in recording his second double-double of the season versus Winston-Salem St. as he finished with 18 points and 10 rebounds ... scored 16 points and grabbed five rebounds in win over Maryland ... registered third double-double of his career in season opener against IPFW as he scored 16 points and grabbed a career-high 12 boards ... was 6-8 from the field and had a personal-best 12-13 from the free-throw line in addition to grabbing eight rebounds and making three steals in 36 minutes of action ... also had 16 points against Lafayette in addition to eight rebounds ... netted 10 points and grabbed seven rebounds versus The Citadel ... had eight-game double-figure scoring streak snapped against Rider as he finished with nine points and seven rebounds ... posted sixth double-double of the season against Stony Brook as he finished with 15 points and 10 rebounds ... connected on 11-14 shots from the free-throw line in the game ... scored 10 points and grabbed nine rebounds in BIG EAST opener versus Louisville ... netted eight points and hauled in 11 rebounds against West Virginia ... finished with 15 points and nine boards and blocked three shots in win over Seton Hall and tallied 11 points and six rebounds against Villanova ... scored seven points and grabbed five rebounds against St. John's ... scored 10 points and grabbed 10 rebounds in the win over Villanova ... scored five points and grabbed seven rebounds against Cincinnati ... made 30 consecutive free throws at one point during the season.

SOPHOMORE SEASON (2005-06):

Played in all 30 contests and was in the starting lineup in 12 of those games ... started first four games of the season against Lafayette, Hofstra, North Carolina State and Michigan ... also earned starts in five consecutive contests versus Syracuse, Providence, Marquette, Georgetown and Villanova ... started Notre Dame's first-round game against Georgetown in the BIG EAST Tournament and in both National Invitation Tournament games against Vanderbilt and Michigan ... averaged 6.4 points and 5.1 rebounds ... netted double figures in seven contests ... registered first career double-double in win over South Florida when he scored 10 points and grabbed a personal-best 11 boards ... followed that up with an 11-point performance against Seton Hall which marked the first time in his career that he scored in double figures in back-to-back contests ... in the game connected on a career-best nine free throws on 10 attempts ... posted second career double-double against Georgetown in first round of BIG EAST Championship as he scored 11 points and grabbed 11 boards ... started the season opener against the Leopards which marked his first career start and scored a career-high 18 points, hitting 8-10 shots from the field ... also in that game grabbed a career-high eight boards playing a then career-best 25 minutes ... for his performance was named to the BIG EAST Weekly Honor Roll for the week of November 21, 2005 in win over Hofstra when he scored 18 points and grabbed seven rebounds ... netted third double-figure scoring outing of the season against Syracuse when he finished with 15 points and five rebounds ... played 20-plus minutes in 13 contests and 30-plus minutes in two games, including a personal-best 43 in double overtime loss to Georgetown ... in the loss to the Hoyas finished with 14 points on 6-11 shooting from the field and grabbed seven boards ... grabbed seven rebounds in win over Hofstra ... had six rebounds in back-to-back contests against Alabama and Florida International ... also scored six points in wins over Florida International and Columbia ... netted

CAREER HIGHS

Points 25 vs. Lehigh (11-27-06)	Free Throws Attempted 13 vs. Lehigh (11-27-06) and Rider (12-28-06)
Field Goals 8 on three occasions	Free-Throw Percentage 1.000 on 33 occasions
Field Goals Attempted 14 vs. DePaul (3-2-08)	Rebounds 14 vs. Rutgers (2-17-08)
Field-Goal Percentage 1.000 on four occasions	Assists 7 vs. Elon (12-16-06)
Three-Point Field Goals 4 vs. DePaul (3-2-08)	Blocked Shots 5 vs. Wofford (12-30-05)
Three-Point Field Goals Attempted 5 on seven occasions	Steals 3 on four occasions
Three-Point Field Goal Percentage 1.000 on 10 occasions	Minutes 43 vs. Georgetown (1-24-06)
Free Throws 12 vs. Lehigh (11-27-06)	

double figures for third time in his career against Fordham as he finished with 10 points and dished off a career-high three assists ... blocked a career-high five shots in addition to grabbing eight rebounds against Wofford ... in second meeting with Marquette played 20 minutes and finished with seven boards ... finished with four points and eight rebounds in 18 minutes off the bench in the second matchup against Providence ... netted five points and grabbed four rebounds in second meeting with DePaul ... scored nine points and grabbed nine rebounds against Vanderbilt ... also netted nine points against Michigan in addition to grabbing five rebounds ... led the Irish in rebounding in four games ... grabbed seven-plus rebounds in 11 contests.

FRESHMAN SEASON (2004-05):

Played in 14 games and averaged 1.4 points and 1.1 rebounds off the bench ... registered career-bests of 11 points and seven rebounds in NIT first round game against Holy Cross as he played a personal best 19 minutes ... connected on 6-11 shots from the free-throw line ... played 10-plus minutes in two games (also against IPFW) ... saw action in each of Notre Dame's first three games ... played five minutes in the season opener against Harvard and registered a rebound and a blocked shot ... scored his first collegiate points against IPFW as he finished with two points and four rebounds in 12 minutes of action off the bench ... netted three points against Marist.

AWARDS AND HONORS:

Notre Dame Monogram Club MVP (2007-08) ... BIG EAST Weekly Honor Roll (weeks of Nov. 21, 2005, Dec. 4, 2006, Dec. 18, 2006 and Dec. 31, 2007) ... Wendell Smith Award (2008) ... Best Defensive Player Award (2006) ... Best Rebounder Award (2007).

HIGH SCHOOL:

Transferred to Penn Charter following two years at Germantown Academy ... played three years at Penn Charter but was unable to compete in league play during the 2001-02 campaign ... averaged 18.5 points, 12.0 rebounds and 4.0 blocked shots during his final scholastic campaign ... scored more than 1,200 points during his career and finished with career averages of 17.5 points, 11.0 rebounds and 3.5 blocked shots ... earned first-team all-Inter-AC league honors after leading his Penn Charter team to back-to-back conference titles in 2002-03 and 2003-04 and combining for a 24-0 mark in those two seasons in league play ... a first-team all-state selection in class A ... a two-time all-city honoree ... captained team during senior season ... averaged 18.0 points, 12.0 rebounds in leading team to 26-4 record in 2002-03 ... in his first season at Penn Charter, averaged 19.0 points ... attended Nike All-America camp for two summers ('02-'03) ... played on same team as point guard Sean Singletary (a former player at the University of Virginia) ... participated in both the Pittsburgh Hoops Classic and adidas/EA Sports All-Star Game in Knoxville, Tenn. ... his high school coach was Jim Phillips ... played for AAU teams New Jersey All-Stars and Philly MJC ... led Philly MJC team to title at adidas Three Stripes in the summer of 2003.

PERSONAL:

Full name is Robert Karl Kurz ... oldest of three children ... his sister Laura graduated from Germantown Academy in the spring of 2004 and is a member of the Villanova University women's basketball team ... mother Carol (the former Carol Way) played basketball at Lafayette ... son of Rob and Carol Kurz ... born 3-5-85 in Philadelphia, Pa ... graduated with a degree in management consulting major from the Mendoza College of Business.

CAREER STATS vs. THE BIG EAST

Opponent	G-GS	Min.	FG-FGA	3Pt-FGA	FT-FTA	Reb.	Ast	PF	BS	ST	Pts.
Cincinnati	2-2	61/30.5	5-14	1-3	11-14	17/8.5	3	6	1	1	22/11.0
Connecticut	4-2	79/19.8	8-22	4-7	2-4	20/5.0	1	9	2	3	22/5.5
DePaul	6-4	173/28.8	25-45	11-14	10-14	44/7.3	10	14	9	3	71/11.8
Georgetown	6-5	159/26.5	13-35	4-11	21-21	36/6.0	6	14	4	5	46/8.0
Louisville	3-2	79/26.3	5-20	2-9	10-12	21/7.0	12	13	3	1	22/7.3
Marquette	6-5	166/27.7	14-39	5-17	12-15	28/4.7	5	11	7	3	47/7.8
Pittsburgh	2-1	44/22.0	7-13	2-4	4-4	7/3.5	1	7	1	0	20/10.0
Providence	5-3	107/21.4	12-31	1-7	11-18	26/5.2	5	11	8	2	39/7.8
Rutgers	3-2	76/25.3	9-20	2-5	6-7	22/7.3	3	6	4	0	26/8.7
St. John's	2-2	61/30.5	7-18	1-7	7-9	13/6.5	0	6	2	2	22/11.0
Seton Hall	3-2	77/25.7	9-17	2-7	23-28	20/6.7	3	8	7	0	43/14.3
South Florida	4-2	94/23.5	14-24	4-5	13-15	27/6.8	2	12	7	2	45/11.3
Syracuse	3-3	83/27.7	8-25	3-6	19-25	13/4.3	3	5	4	2	32/10.7
Villanova	4-4	98/24.5	10-26	2-8	11-14	25/6.3	1	12	2	3	33/8.3
West Virginia	4-2	77/19.3	3-10	0-0	10-13	25/6.3	2	5	3	0	16/4.0

GAME-BY-GAME 2004-05

+Games started

Opponent	Min.	3Pt.			Rebounds							
		FG- FGA	FG- FGA	FT- FTA	Off	Def	Tot	Ast	PF	BS	ST	Pts
Harvard	5	0-0	0-0	0-0	0	1	1	0	1	1	0	0
IPFW	12	1-1	0-0	0-0	1	3	4	0	1	0	0	2
Charleston Southern	5	0-0	0-0	1-2	1	1	2	0	1	0	0	1
Michigan	DNP											
Indiana	4	0-0	0-0	0-0	0	0	0	0	0	0	1	0
DePaul	2	0-0	0-0	0-0	0	0	0	0	0	0	0	0
Army	4	0-2	0-1	0-0	0	1	1	1	1	1	0	0
Marist	4	1-2	0-0	1-1	0	0	0	0	0	0	0	3
Western Illinois	3	1-3	0-0	0-0	1	0	1	0	0	0	0	2
Samford	4	0-1	0-1	0-0	0	0	0	0	0	0	0	0
Seton Hall	DNP											
Villanova	DNP											
Syracuse	DNP											
St. John's	DNP											
West Virginia	1	0-0	0-0	0-0	0	0	0	0	0	0	0	0
Georgetown	DNP											
Villanova	DNP											
Connecticut	DNP											
Syracuse	DNP											
Boston College	DNP											
Pittsburgh	DNP											
Georgetown	1	0-0	0-0	0-0	0	0	0	0	0	0	0	0
Providence	2	0-0	0-0	0-0	0	0	0	0	0	0	0	0
Connecticut	1	0-0	0-0	0-0	0	0	0	0	0	0	0	0
UCLA	DNP											
Rutgers	DNP											
Pittsburgh	DNP											
Rutgers	DNP											
Holy Cross	19	2-5	1-1	6-11	5	2	7	2	5	0	0	11

GAME-BY-GAME 2005-06

+Games started

Opponent	Min.	3Pt.			Rebounds							
		FG- FGA	FG- FGA	FT- FTA	Off	Def	Tot	Ast	PF	BS	ST	Pts
+Lafayette	25	8-10	1-1	1-1	7	1	8	1	4	0	0	18
+Hofstra	18	1-3	0-0	0-0	2	5	7	0	2	1	0	2
+NC State	19	1-2	0-0	0-0	3	1	4	0	1	0	0	2
+Michigan	17	1-2	0-0	1-2	1	0	1	0	3	1	1	3
Alabama	15	2-5	0-1	0-0	2	4	6	0	4	0	0	4
Fla. International	20	2-6	0-3	2-2	1	5	6	1	4	0	1	6
IPFW	26	0-1	0-0	4-4	1	2	3	1	5	2	1	4
Niagara	14	0-1	0-1	0-0	1	2	3	1	3	1	0	0
Columbia	20	0-2	0-0	6-8	1	3	4	0	3	1	2	6
Fordham	14	3-5	0-0	4-6	2	1	3	3	1	0	0	10
Wofford	22	2-3	0-0	0-0	2	6	8	1	3	5	0	4
Pittsburgh	15	2-2	0-0	2-2	1	1	2	0	3	0	0	6
DePaul	24	2-3	1-1	2-2	1	6	7	0	4	0	2	7
+Syracuse	25	4-12	0-0	7-9	2	3	5	0	4	1	0	15
+Providence	15	2-4	0-0	0-0	3	3	6	1	5	0	0	4
+Marquette	36	4-8	0-0	0-0	1	1	2	1	3	0	1	8
+Georgetown	43	6-11	1-3	1-3	3	4	7	1	2	2	1	14
+Villanova	11	0-4	0-1	0-0	2	3	5	0	2	0	1	0
West Virginia	7	0-1	0-0	0-0	0	1	1	0	0	0	0	0
Louisville	13	0-1	0-1	3-4	1	3	4	1	2	0	0	3
Rutgers	11	0-0	0-0	2-2	1	1	2	0	1	0	0	2
South Florida	26	3-4	1-1	3-4	2	9	11	0	0	2	1	10
Seton Hall	17	1-2	0-0	9-10	1	0	1	1	2	0	0	11
Connecticut	26	2-5	2-2	0-2	2	5	7	0	2	0	1	6
Marquette	20	1-5	0-2	1-2	3	4	7	0	1	2	0	3
Providence	18	2-6	0-0	0-0	5	3	8	0	4	1	0	4
DePaul	23	2-2	1-1	0-0	0	4	4	1	2	2	0	5
+Georgetown	32	4-9	3-4	0-1	4	7	11	1	1	2	1	11
+Vanderbilt	35	2-4	1-1	4-4	3	6	9	2	0	1	1	9
+Michigan	22	3-7	0-1	3-3	1	3	4	2	5	1	1	9

GAME-BY-GAME 2006-07

+Games started

Opponent	Min.	3Pt.			Rebounds							
		FG- FGA	FG- FGA	FT- FTA	Off	Def	Tot	Ast	PF	BS	ST	Pts
Pts												
+IPFW	26	6-10	0-2	4-5	3	9	12	1	3	1	0	16
+Butler	18	1-2	1-1	2-2	0	3	3	2	1	0	0	5
+Lafayette	20	7-10	2-2	0-0	2	6	8	2	3	2	2	16
+The Citadel	27	3-6	1-2	3-3	1	6	7	2	3	1	3	10
+Lehigh	36	6-9	1-2	12-13	4	4	8	1	3	1	3	25
+Winston-Salem	21	5-5	0-0	8-8	3	7	10	3	3	1	2	18
+Maryland	26	5-8	2-3	4-4	1	4	5	0	4	2	0	16
+Alabama	35	5-15	0-2	4-4	6	6	12	4	2	1	0	14
+Elon	30	3-6	1-2	9-11	6	6	12	7	0	4	1	16
+Portland	33	5-10	0-2	11-12	5	6	11	1	3	2	0	21
+Army	21	4-7	1-1	0-0	1	6	7	1	3	1	1	9
+Rider	22	6-8	2-2	9-13	4	4	8	1	2	1	3	23
+Stony Brook	24	2-6	0-1	11-14	2	8	10	3	2	3	0	15
+Louisville	34	2-10	1-3	5-6	3	6	9	6	3	1	2	18
+Georgetown	25	0-4	0-1	6-6	2	3	5	1	4	0	0	6
+West Virginia	34	2-4	0-0	4-7	4	7	11	1	3	1	0	8
+Seton Hall	29	4-5	1-2	6-9	2	7	9	1	4	3	0	15
+Villanova	26	3-9	0-1	5-6	5	1	6	0	3	1	2	11
+South Florida	30	5-10	2-2	9-10	2	8	10	1	3	4	1	21
+St. John's	27	1-8	0-3	5-6	6	3	9	0	3	2	1	7
+Villanova	30	4-6	0-2	2-4	2	8	10	0	3	1	0	10
+Syracuse	DNP-Inj.											
South Florida	19	0-2	0-0	0-0	1	0	1	0	4	1	0	0
+DePaul	37	6-13	2-3	1-4	6	3	9	3	0	1	0	15
+Providence	33	5-12	0-2	5-8	3	6	9	0	1	3	1	15
+Cincinnati	29	1-3	0-0	3-5	2	5	7	0	3	0	0	5
+DePaul	28	5-6	3-3	2-2	1	4	5	3	1	1	1	15
+Marquette	24	2-6	0-2	1-1	0	1	1	0	1	1	0	5
+Rutgers	29	5-9	1-1	2-3	4	2	6	3	4	1	0	13
+Syracuse	28	1-5	1-2	5-6	2	6	8	1	2	1	1	8
+Georgetown	26	2-5	0-1	5-5	5	2	7	1	3	0	2	9
+Winthrop	24	5-6	0-0	3-3	4	6	10	0	5	1	0	13

GAME-BY-GAME 2007-08

+Games started

Opponent	Min.	3Pt.			Rebounds							
		FG- FGA	FG- FGA	FT- FTA	Off	Def	Tot	Ast	PF	BS	ST	Pts
+Long Island	28	8-12	1-3	2-2	2	8	10	3	2	4	0	19
+Monmouth	24	5-9	1-1	4-7	2	3	5	3	4	1	0	15
+Baylor	27	2-11	2-4	7-8	1	4	5	0	4	0	1	13
+Georgia Tech	31	3-6	3-5	6-6	2	3	5	4	4	2	1	15
+Youngstown State	26	3-5	0-0	2-3	1	10	11	4	2	2	0	8
+Colgate	28	7-10	0-2	6-6	5	5	10	4	2	1	0	20
+Eastern Michigan	27	2-5	0-0	3-7	2	4	6	4	3	3	0	7
+Kansas State	21	3-5	0-1	0-0	0	3	3	0	2	1	1	6
+Northern Illinois	19	4-7	2-2	7-8	1	5	6	2	3	0	0	17
+San Francisco	29	5-9	1-2	1-1	2	6	8	3	2	0	3	12
+Brown	26	5-10	0-2	5-5	3	8	11	1	2	1	1	15
+North Florida	32	7-11	3-5	6-8	3	10	13	4	4	1	2	23
+West Virginia	35	1-5	0-0	6-8	4	9	13	1	2	2	0	8
+Connecticut	31	5-12	2-3	2-2	5	5	10	1	4	2	1	14
+Marquette	25	3-8	2-6	3-4	1	5	6	1	2	0	1	11
+Cincinnati	32	4-11	1-3	8-9	4	6	10	3	3	1	1	17
+Georgetown	32	1-6	0-2	6-6	2	4	6	2	4	0	1	8
+Villanova	31	3-7	2-5	4-4	1	3	4	1	3	0	0	12
+Providence	30	2-8	1-4	6-6	2	5	7	4	2	3	1	11
+DePaul	28	2-7	0-1	4-4	3	9	12	1	3	2	0	8
+Seton Hall	31	4-10	1-5	8-9	2	8	10	1	2	4	0	17
+Marquette	24	2-6	1-2	0-0	1	4	5	1	1	1	0	5
+Connecticut	21	1-5	0-2	0-0	1	2	3	0	3	0	1	2
+Rutgers	36	4-11	1-4	2-2	3	11	14	0	1	3	0	11
+Pittsburgh	29	5-11	2-4	2-2	0	5	5	1	4	1	0	14
+Syracuse	30	3-8	2-4	7-10	0	2	2	2	3	2	1	15
+Louisville	32	3-9	1-5	2-2	2	6	8	5	5	0	1	9
+DePaul	33	8-14	4-5	1-2	2	5	7	2	4	3	0	21
+St. John's	34	6-10	1-4	2-3	0	4	4	0	3	0	1	15
+South Florida	19	6-8	1-2	1-1	1	4	5	1	5	0	0	14
+Marquette	37	3-8	2-5	7-8	3	4	7	2	3	3	1	15
+George Mason	24	2-6	2-4	0-0	0	0	0	2	5	4	0	6
+Washington State	32	3-8	0-2	2-2	2	1	3	1	4	1	0	8

2007-08 FINAL RESULTS

2007-08 Notre Dame Final Results
 Record: 25-8 (Home: 17-0, Away: 5-4, Neutral: 3-4)
 BIG EAST Conference 14-4 (T-2nd)
 NCAA Tournament - Second Round

- Notre Dame High -

Date	ND (NR)	Opp (NR)	Opponent	ND Result	W-L	Record	BEC	Scorer	Rebounder	Assists	Attendance
Nov. 12			LONG ISLAND	W 82-50	W1	1-0		Kurz-19	Kurz-10	Jackson-8	8,873
Nov. 16			vs. Monmouth!	W 76-33	W2	2-0		Kurz-15	Ayers-7	Jackson-4	2,132
Nov. 18			vs. Baylor!	L 64-68	L1	2-1		Harangody-22	Harangody-8	Jackson, McAlarney-3	2,339
Nov. 19			vs. Georgia Tech!	L 69-70	L2	2-2		Harangody-22	Harangody-11	Kurz, McAlarney-4	3,325
Nov. 24			YOUNGSTOWN ST.	W 87-75	W1	3-2		Harangody-25	Harangody-13	Jackson-6	7,461
Nov. 26			COLGATE	W 94-63	W2	4-2		McAlarney-25	Kurz-10	Jackson-7	8,977
Dec. 1			EASTERN MICHIGAN	W 76-65	W3	5-2		McAlarney-21	Harangody-7	Three With-4	9,277
Dec. 4			vs. Kansas State@	W 68-59	W4	6-2		Harangody-19	Harangody-14	Jackson-5	8,300
Dec. 8			NORTHERN ILLINOIS	W 108-62	W5	7-2		McAlarney, Kurz-17	Harangody-12	Three With-4	10,142
Dec. 22			SAN FRANCISCO	W 84-76	W6	8-2		Harangody-23	Harangody-10	Jackson-10	8,048
Dec. 29			BROWN	W 87-54	W7	9-2		Kurz-15	Kurz-11	Jackson-9	8,386
Dec. 31			NORTH FLORIDA	W 77-58	W8	10-2		Kurz-23	Kurz-13	Jackson-10	7,841
Jan. 3			WEST VIRGINIA*	W 69-56	W9	11-2	1-0	Harangody-29	Harangody-16	McAlarney-9	8,327
Jan. 5			CONNECTICUT*	W 73-67	W10	12-2	2-0	McAlarney-32	Kurz, Harangody-10	Jackson-11	10,505
Jan. 12		15/16	at Marquette*	L 66-92	L1	12-3	2-1	Harangody-29	Harangody-14	Jackson-3	18,906
Jan. 15			CINCINNATI*	W 91-74	W1	13-3	3-1	Harangody-25	Kurz-10	Jackson-8	10,231
Jan. 19		5/6	at Georgetown*	L 65-84	L1	13-4	3-2	Harangody-13	Harangody-8	Jackson-3	19,286
Jan. 26		T18/18	at Villanova*	W 90-80	W1	14-4	4-2	McAlarney-30	Harangody-10	Jackson-7	19,989
Jan. 31			PROVIDENCE*	W 81-74(OT)	W2	15-4	5-2	Harangody-31	Harangody-14	Jackson-7	10,179
Feb. 2			DEPAUL*	W 89-80	W3	16-4	6-2	Harangody-29	Harangody-14	Jackson, McAlarney-6	11,418
Feb. 6	22/21		at Seton Hall*	W 95-69	W4	17-4	7-2	Harangody-22	Harangody-13	Jackson-8	9,800
Feb. 9	22/21	16/16	MARQUETTE*	W 86-83	W5	18-4	8-2	Harangody-18	Harangody-11	Jackson-8	11,418
Feb. 13	20/18	17/17	at Connecticut*	L 78-84	L1	18-5	8-3	Harangody-32	Harangody-16	Three With-4	10,167
Feb. 17	20/18		at Rutgers*	W 71-68	W1	19-5	9-3	Jackson-17	Kurz-14	Jackson-10	7,431
Feb. 21	21/21		PITTSBURGH*	W 82-70	W2	20-5	10-3	Harangody-23	Jackson-13	Jackson-5	11,418
Feb. 24	21/21		SYRACUSE*	W 94-87	W3	21-5	11-3	McAlarney-30	Harangody-14	Hillesland-6	11,418
Feb. 28	17/17	13/18	at Louisville*	L 85-90	L1	21-6	11-4	Harangody-40	Harangody-12	Kurz, Jackson-5	19,881
Mar. 2	17/17		at DePaul*	W 98-91	W1	22-6	12-4	Harangody-24	Harangody-9	Hillesland-7	16,934
Mar. 5	19/19		ST. JOHNS*	W 68-55	W2	23-6	13-4	Harangody-20	Harangody-6	Jackson-8	11,418
Mar. 8	19/19		at USF*	W 67-60	W3	24-6	14-4	Harangody-21	Harangody-9	Jackson-5	7,875

BIG EAST Tournament (Madison Square Garden; New York, N.Y.)

Mar. 13	14/14	24/25	vs. Marquette#	L 79-89	L1	24-7		McAlarney-20	Hillesland-9	Jackson-9	19,562
---------	-------	-------	----------------	---------	----	------	--	--------------	--------------	-----------	--------

NCAA Tournament (Pepsi Center; Denver, Colo.)

Mar. 20	15/15		vs. George Mason\$	W 68-50	W1	25-7		Harangody-18	Harangody-14	Hillesland-5	19,282
Mar. 22	15/15	21/21	vs. Washington State\$	L 41-61	L1	25-8		McAlarney-12	Harangody-22	Jackson, Harangody-2	19,299

!-Paradise Jam (St. Thomas, USVI)

@-Jimmy V Classic (Madison Square Garden)

#-BIG EAST Tournament (Madison Square Garden)

\$-NCAA Tournament (Denver, Colo.)

*-indicates BIG EAST Conference game

Caps denotes home game

NR - Indicates Notre Dame and opponent national rankings in the Associated Press/USA Today polls at time of game.

2007-08 FINAL STATISTICS

Overall Statistics – Won 25, Lost 8

Player	GP-GS	Min.-Avg.	FG-A	Pct.	3FG-A	Pct.	FT-A	Pct.	O	D	Tot.	Avg.	PF-D	A	T	B	S	Pts.	Avg.
Luke Harangody	33-33	958-29.0	259-518	.500	3-9	.333	151-198	.763	116	235	351	10.6	85-2	55	76	29	26	672	20.4
Kyle McAlarney	33-33	1178-35.7	167-383	.436	108-245	.441	55-67	.821	8	61	69	2.1	34-0	115	66	1	26	497	15.1
Rob Kurz	33-33	944-28.6	125-278	.450	39-99	.394	122-143	.853	63	171	234	7.1	100-3	64	68	48	20	411	12.5
Tory Jackson	33-33	1083-32.8	97-251	.386	19-63	.302	52-100	.520	58	110	168	5.1	79-2	193	104	8	58	265	8.0
Ryan Ayers	33-17	830-25.2	86-188	.457	55-122	.451	30-40	.750	22	82	104	3.2	43-0	39	22	15	26	257	7.8
Zach Hillesland	32-16	716-22.4	72-144	.500	1-2	.500	50-72	.694	45	122	167	5.2	73-0	80	54	14	24	195	6.1
Luke Zeller	33-0	390-11.8	55-129	.426	32-84	.381	7-13	.538	27	46	73	2.2	44-0	14	7	6	13	149	4.5
Jonathan Peoples	33-0	381-11.5	34-77	.442	13-36	.361	27-32	.844	22	30	52	1.6	24-0	37	22	1	7	108	3.3
Tim Abromaitis	12-0	40-3.3	6-21	.286	1-8	.125	7-7	1.000	5	7	12	1.0	5-0	3	4	1	1	20	1.7
Tim Andree	5-0	13-2.6	2-2	1.000	0-0	.000	2-2	1.000	1	3	4	0.8	2-0	1	0	1	0	6	1.2
Tyrone Nash	15-0	59-3.9	6-13	.462	0-1	.000	3-11	.273	8	12	20	1.3	6-0	5	3	1	2	15	1.0
Tom Kopko	5-0	11-2.2	2-4	.500	1-3	.333	0-1	.000	1	1	2	0.4	1-0	0	0	0	0	5	1.0
Ty Proffitt	8-0	22-2.8	3-7	.429	2-5	.400	0-0	.000	0	3	3	0.4	0-0	2	0	0	2	8	1.0
Team									60	52	112	3.5	1-0		3				
Notre Dame	33	6625	914-2015	.454	274-677	.405	506-686	.738	436	935	1371	41.5	497-7	608	429	125	205	2608	79.0
Opponents	33	6625	873-2125	.411	236-704	.335	315-488	.645	414	768	1182	35.8	604-0	498	409	122	211	2297	69.6

BIG EAST Conference – Won 14, Lost 4

Player	GP-GS	Min.-Avg.	FG-A	Pct.	3FG-A	Pct.	FT-A	Pct.	O	D	Tot.	Avg.	PF-D	A	T	B	S	Pts.	Avg.
Luke Harangody	18-18	556-30.9	155-311	.498	3-8	.375	106-138	.768	66	137	203	11.3	45-1	31	42	20	14	419	23.3
Kyle McAlarney	18-18	660-36.7	96-218	.440	62-134	.463	27-32	.844	3	32	35	1.9	17-0	69	39	1	12	281	15.6
Rob Kurz	18-18	533-29.6	63-156	.404	22-61	.361	64-72	.889	34	97	131	7.3	56-2	27	38	24	9	212	11.8
Tory Jackson	18-18	616-34.2	60-143	.420	12-30	.400	32-59	.542	39	60	99	5.5	47-1	107	63	4	35	164	9.1
Ryan Ayers	18-5	468-26.0	42-89	.472	26-61	.426	24-31	.774	9	46	55	3.1	25-0	21	13	8	14	134	7.4
Zach Hillesland	18-13	409-22.7	40-83	.482	1-2	.500	22-35	.629	17	65	82	4.6	47-0	51	29	8	9	103	5.7
Luke Zeller	18-0	191-10.6	27-72	.375	16-52	.308	3-4	.750	16	20	36	2.0	21-0	8	5	1	6	73	4.1
Jonathan Peoples	18-0	175-9.7	18-33	.545	5-11	.455	13-15	.867	11	20	31	1.7	11-0	15	11	1	3	54	3.0
Tim Abromaitis	3-0	5-1.7	1-2	.500	0-1	.000	2-2	1.000	0	0	0	0.0	1-0	1	1	0	0	4	1.3
Tim Andree	1-0	1-1.0	0-0	.000	0-0	.000	0-0	.000	0	0	0	0.0	0-0	0	0	0	0	0	0.0
Tyrone Nash	6-0	9-1.5	1-2	.500	0-1	.000	2-4	.500	1	1	2	0.3	0-0	0	0	0	0	4	0.7
Tom Kopko	1-0	0-0.0	0-0	.000	0-0	.000	0-0	.000	0	0	0	0.0	0-0	0	0	0	0	0	0.0
Ty Proffitt	2-0	2-1.0	0-0	.000	0-0	.000	0-0	.000	0	0	0	0.0	0-0	0	0	0	0	0	0.0
Team									40	33	73	4.1	1-0		0				
Notre Dame	18	3625	503-1109	.454	147-361	.407	295-392	.753	236	511	747	41.5	271-4	330	241	67	102	1448	80.4
Opponents	18	3625	524-1237	.424	133-405	.328	183-282	.649	260	428	688	38.2	338-11	297	207	79	123	1364	75.8

NCAA Tournament Games – Won 1, Lost 1

Player	GP-GS	Min.-Avg.	FG-A	Pct.	3FG-A	Pct.	FT-A	Pct.	O	D	Tot.	Avg.	PF-D	A	T	B	S	Pts.	Avg.
Luke Harangody	2-2	67-33.5	11-36	.306	0-1	.000	6-9	.667	13	23	36	18.0	5-0	2	6	1	1	28	14.0
Kyle McAlarney	2-2	75-37.5	9-21	.429	5-15	.333	4-5	.800	1	5	6	3.0	3-0	5	6	0	0	27	13.5
Rob Kurz	2-2	56-28.0	5-14	.357	2-6	.333	2-2	1.000	2	1	3	1.5	9-1	3	4	5	0	14	7.0
Tory Jackson	2-2	67-33.5	4-13	.308	2-4	.500	3-4	.750	4	8	12	6.0	5-0	4	3	0	0	13	6.5
Ryan Ayers	2-0	45-22.5	5-14	.357	2-8	.250	0-0	.000	0	2	2	1.0	3-0	1	0	0	2	12	6.0
Zach Hillesland	2-2	58-29.0	3-6	.500	0-0	.000	2-2	1.000	2	13	15	7.5	1-0	6	4	1	3	8	4.0
Luke Zeller	2-0	14-7.0	1-4	.250	1-4	.250	0-0	.000	0	3	3	1.5	2-0	0	0	1	1	3	1.5
Jonathan Peoples	2-0	12-6.0	0-0	.000	0-0	.000	2-2	1.000	0	0	0	0.0	3-0	0	1	0	0	2	1.0
Tyrone Nash	2-0	2-1.0	0-0	.000	0-0	.000	0-0	.000	0	0	0	0.0	0-0	0	1	0	0	0	0.0
Tim Abromaitis	2-0	2-1.0	1-2	.500	0-0	.000	0-0	.000	1	2	3	1.5	0-0	0	0	0	0	2	1.0
Ty Proffitt	2-0	2-1.0	0-0	.000	0-0	.000	0-0	.000	0	0	0	0.0	0-0	0	0	0	0	0	0.0
Team									0	0	0	0.0	0-0		1				
Notre Dame	2	400	39-110	.355	12-38	.316	19-24	.792	23	57	80	40.0	31-1	21	26	8	7	109	54.5
Opponents	2	400	43-111	.387	7-34	.206	18-28	.643	19	52	71	35.5	29-0	22	18	4	13	111	55.5

BIG EAST STATISTICS

BIG EAST Standings

Team	W	L	PCT.	W	L	PCT.
Georgetown	15	3	.833	28	6	.824
Louisville	14	4	.778	27	9	.750
Notre Dame	14	4	.778	25	8	.758
Connecticut	13	5	.722	24	9	.727
West Virginia	11	7	.611	26	11	.702
Marquette	11	7	.611	25	10	.714
Pittsburgh	10	8	.556	27	10	.730

Villanova	9	9	.500	22	13	.629
Syracuse	9	9	.500	21	14	.600
Cincinnati	8	10	.444	13	18	.419
Seton Hall	7	11	.389	17	15	.531
Providence	6	12	.333	15	16	.484
DePaul	6	12	.333	11	19	.367
USF	3	15	.167	12	19	.387
Rutgers	3	15	.167	11	20	.355

BIG EAST Team Statistics (All-Games)

SCORING OFFENSE

School	G	Pts.	PPG
Notre Dame	33	2608	79.0
Syracuse	35	2765	79.0
Connecticut	33	2556	77.5
Seton Hall	32	2452	76.6
Marquette	35	2658	75.9
West Virginia	37	2769	74.8
Pittsburgh	37	2731	73.8
Villanova	35	2547	72.8
Providence	37	2253	72.7
DePaul	30	2177	72.6
Louisville	36	2611	72.5
Georgetown	34	2367	69.6
USF	31	2132	68.8
Cincinnati	32	2067	64.6
Rutgers	31	1928	62.2
St. John's	30	1864	62.1

SCORING DEFENSE

School	G	Pts.	PPG
Georgetown	34	1976	58.1
Louisville	36	2215	61.5
West Virginia	37	2352	63.6
Marquette	35	2269	64.8
Pittsburgh	37	2410	65.1
St. John's	30	1995	66.5
Cincinnati	32	2168	67.8
Rutgers	31	2123	68.5
Connecticut	32	2266	68.7
USF	31	2135	68.9
Villanova	35	2431	69.5
Notre Dame	33	2297	69.5
Providence	31	2237	72.2
Syracuse	35	2601	74.3
DePaul	30	2273	75.8
Seton Hall	32	2472	77.2

REBOUNDING MARGIN

School	RPG	RAG	Mar.
Connecticut	41.9	35.5	+6.4
Syracuse	40.2	34.3	+5.9
Notre Dame	41.5	35.8	+5.7
Pittsburgh	37.8	33.5	+4.3
Cincinnati	36.5	33.0	+3.6
Louisville	37.2	34.3	+2.9
Georgetown	35.0	32.1	+2.9
Marquette	36.8	34.1	+2.7
Villanova	35.9	33.3	+2.6
West Virginia	36.0	33.8	+2.2
USF	36.9	35.3	+1.7
St. John's	34.4	34.0	+0.4
Providence	34.7	34.8	-0.1
Rutgers	36.6	38.3	-1.7
DePaul	34.6	37.6	-3.0
Seton Hall	36.1	40.2	-4.2

FIELD GOAL PERCENTAGE

School	GP	FGM	FGA	Pct.
Georgetown	34	855	1744	.490
Syracuse	35	997	2071	.481
Louisville	36	932	2011	.463
Connecticut	33	868	1880	.462
Pittsburgh	37	997	2185	.456
Notre Dame	33	914	2015	.454
West Virginia	37	983	2169	.453
Providence	31	810	1802	.450
Marquette	35	929	2082	.446
USF	31	749	1705	.439
DePaul	30	791	1827	.433
Villanova	35	868	2013	.431
Seton Hall	32	848	2006	.423
Cincinnati	32	735	1783	.412
St. John's	30	665	1625	.409
Rutgers	31	685	1721	.398

THREE-POINT FIELD GOAL PERCENTAGE

School	G	FGM	FGA	Pct.
Notre Dame	32	287	735	.390
Pittsburgh	37	229	599	.382
West Virginia	36	371	989	.375
Georgetown	37	235	635	.370
Syracuse	35	257	705	.365
Providence	31	190	523	.363
Villanova	33	248	704	.352
DePaul	34	218	531	.345
St. John's	31	215	628	.342
Marquette	34	217	651	.333
Louisville	34	250	751	.333
USF	30	139	428	.325
Seton Hall	29	187	580	.321
Connecticut	31	147	458	.321
Cincinnati	30	186	604	.308
Rutgers	29	150	494	.304

FREE THROW PERCENTAGE

School	G	FTM	FTA	Pct.
Villanova	33	594	761	.781
Seton Hall	29	450	597	.754
Notre Dame	32	567	763	.743
St. John's	31	412	570	.723
West Virginia	36	397	557	.713
Georgetown	37	474	667	.711
Providence	31	431	617	.696
Syracuse	35	592	852	.695
Louisville	34	493	727	.678
Rutgers	29	396	587	.675
Marquette	34	524	783	.669
DePaul	34	356	536	.664
USF	30	477	721	.662
Pittsburgh	37	486	735	.661
Cincinnati	30	341	516	.661
Connecticut	31	514	818	.628

BIG EAST Team Statistics (Conference Games)

SCORING OFFENSE

School	GP	Pts.	PPG
Notre Dame	18	1448	80.4
Connecticut	18	1363	75.7
Marquette	18	1330	73.9
Syracuse	18	1326	73.7
Seton Hall	18	1294	71.9
Louisville	18	1282	71.2
Pittsburgh	18	1270	70.6
Providence	18	1265	70.3
DePaul	18	1260	70.0
West Virginia	18	1260	70.0
Villanova	18	1245	69.2
Georgetown	18	1188	66.0
Cincinnati	18	1149	63.8
USF	18	1144	63.6
Rutgers	18	1069	59.4
St. John's	18	1062	59.0

SCORING DEFENSE

School	GP	Pts.	PPG
Georgetown	18	1056	58.7
Louisville	18	1105	61.4
West Virginia	18	1163	64.6
St. John's	18	1205	66.9
Cincinnati	18	1216	67.6
Pittsburgh	18	1218	67.7
Marquette	18	1232	68.4
Villanova	18	1245	69.2
Connecticut	18	1256	69.8
USF	18	1262	70.1
Rutgers	18	1273	70.7
Syracuse	18	1302	72.3
Providence	18	1335	74.2
DePaul	18	1349	74.9
Notre Dame	18	1364	75.8
Seton Hall	18	1374	76.3

REBOUNDING MARGIN

School	RPG	RAG	Mar.
Syracuse	39.0	34.3	+4.7
Connecticut	39.4	35.6	+3.8
Cincinnati	36.8	33.4	+3.4
Notre Dame	41.5	38.2	+3.3
Pittsburgh	35.7	33.3	+2.4
Louisville	36.2	34.1	+2.1
Georgetown	34.1	32.9	+1.1
St. John's	33.7	33.2	+0.4
West Virginia	34.8	34.7	+0.1
Villanova	35.4	35.6	-0.2
USF	34.9	35.7	-0.8
Marquette	34.0	35.7	-1.7
Providence	33.3	36.6	-3.3
Rutgers	34.2	37.9	-3.7
DePaul	33.1	37.6	-4.5
Seton Hall	33.3	40.4	-7.1

FIELD GOAL PERCENTAGE

School	FGM	FGA	Pct.
Louisville	460	993	.463
Connecticut	463	1000	.463
Syracuse	471	1027	.459
Georgetown	413	907	.455
Notre Dame	503	1109	.454
Pittsburgh	469	1037	.452
Providence	455	1024	.444
Marquette	463	1083	.428
West Virginia	435	1022	.426
DePaul	458	1082	.423
USF	412	976	.422
Seton Hall	439	1066	.412
Cincinnati	415	1013	.410
Villanova	423	1033	.409
Rutgers	386	979	.394
St. John's	375	955	.393

THREE-POINT FIELD GOAL PERCENTAGE

School	3FG	3FGA	Pct.
Notre Dame	147	361	.407
Providence	136	369	.369
Connecticut	93	259	.359
Marquette	133	371	.358
DePaul	134	377	.355
Seton Hall	135	382	.353
Pittsburgh	110	315	.349
Georgetown	126	364	.346
Rutgers	109	318	.343
Louisville	124	370	.335
St. John's	93	282	.330
West Virginia	116	355	.327
Cincinnati	111	343	.324
Villanova	116	376	.309
Syracuse	83	274	.303
USF	86	292	.295

FREE THROW PERCENTAGE

School	FTM	FTA	Pct.
Connecticut	344	457	.753
Notre Dame	295	392	.753
Villanova	283	380	.745
Marquette	271	375	.723
Seton Hall	281	395	.711
Georgetown	236	332	.711
West Virginia	274	394	.695
Syracuse	301	444	.678
Cincinnati	208	311	.669
Providence	279	330	.664
DePaul	210	318	.660
Louisville	238	365	.652
St. John's	219	342	.640
Pittsburgh	222	347	.640
USF	234	373	.627
Rutgers	188	307	.612

INDIVIDUAL STATISTICS

(All-Games)

SCORING

Player, School	GP	Pts.	Avg.
1. Luke Harangody (ND)	33	672	20.4
2. Brian Laing (SHU)	32	595	18.6
3. Sam Young (PITT)	37	668	18.1
4. Donte Greene (SU)	35	620	17.7
5. Draelon Burns (DPU)	30	528	17.6
6. Deonta Vaughn (UC)	32	554	17.3
7. Dominique Jones (USF)	31	531	17.1
8. Joe Alexander (WVU)	36	607	16.9
9. Kentrell Gransberry (USF)	30	479	16.0
10. Scottie Reynolds (VU)	35	555	15.9

REBOUNDING

Player, School	GP	Reb.	Avg.
1. Kentrell Gransberry (USF)	30	325	10.8
2. Luke Harangody (ND)	33	351	10.6
3. Jeff Adrien (UCONN)	33	302	9.2
4. DeJuan Blair (PITT)	37	337	9.1
5. Mac Koshwal (DPU)	30	251	8.4
6. Paul Harris (SU)	35	286	8.2
7. Earl Clark (UL)	35	285	8.1
Arinze Onuaku (SU)	35	284	8.1
Geoff McDermott (PC)	31	250	8.1
10. Hasheem Thabeet (UCONN)	33	260	7.9

FIELD GOAL PERCENTAGE

Player, School	FGM	FGA	Pct.
1. Randall Hanke (PC)	107	169	.633
2. Arinze Onuaku (SU)	186	296	.628
3. Roy Hibbert (GU)	179	294	.609
4. Hasheem Thabeet (UCONN)	114	189	.603
5. Derrick Character (UL)	111	201	.552
6. Dante Cunningham (VU)	142	261	.544
7. DeJuan Blair (PITT)	168	313	.537
8. Kentrell Gransberry (USF)	183	353	.518
9. Austin Freeman (GU)	115	224	.513
10. Sam Young (PITT)	254	505	.503

FREE THROW PERCENTAGE

Player, School	FTM	FTA	Pct.
1. Craigh Austria (UCONN)	74	83	.892
2. Rob Kurz (ND)	122	143	.853
3. Alex Ruoff (WVU)	76	92	.826
4. Joe Alexander (WVU)	158	194	.814
5. Draelon Burns (DPU)	119	147	.810
6. Brian Laing (SHU)	122	152	.803
7. Wesley Matthews (MU)	132	167	.790
8. Deonta Vaughn (UC)	101	128	.789
9. Scottie Reynolds (VU)	148	190	.779
10. Jonny Flynn (SU)	110	142	.775

THREE-POINT FIELD-GOAL PERCENTAGE

Player, School	FGM	FGA	Pct.
1. Jonathan Wallace (GU)	71	159	.447
2. Kyle McAlarney (ND)	108	245	.441
3. Alex Ruoff (WVU)	98	239	.410
4. Deonta Vaughn (UC)	97	244	.398
5. Jamar Nutter (SHU)	69	177	.390
6. Scottie Reynolds (VU)	79	206	.383
7. Jeff Xavier (PC)	76	209	.364
8. Draelon Burns (DPU)	63	182	.346
9. Donte Greene (SU)	90	261	.345
10. Jeremy Hazell (SHU)	78	234	.333

ASSISTS

Player, School	GP	Ast.	Avg.
1. Tory Jackson (ND)	33	193	5.85
2. A.J. Price (UCONN)	33	192	5.82
3. Jonny Flynn (SU)	35	185	5.29
4. Eugene Harvey (SHU)	32	156	4.88
5. Geoff McDermott (PC)	31	151	4.87
6. Chris Howard (USF)	31	150	4.84
7. Terrence Williams (UL)	36	162	4.50
8. Dominic James (MU)	35	154	4.40
9. Deonta Vaughn (UC)	32	133	4.16
10. Cliff Clinkscales (DPU)	30	123	4.10

STEALS

Player, School	GP	Steals	Avg.
1. Jeff Xavier (PC)	31	70	2.26
2. Jerel McNeal (MU)	35	76	2.17
3. Eugene Harvey (SHU)	32	62	1.94
4. Corey Chandler (RU)	28	51	1.82
5. Dominic James (MU)	35	62	1.77
6. Tory Jackson (ND)	33	58	1.76
7. Jerry Smith (UL)	36	62	1.72
8. Eugene Lawrence (STJ)	30	51	1.70
Draelon Burns (DPU)	30	51	1.70
10. Paul Harris (SU)	35	59	1.69

BLOCKED SHOTS

Player, School	GP	Blocks	Avg.
1. Hasheem Thabeet (UCONN)	33	147	4.45
2. Hamady Ndiaye (RU)	31	93	3.00
3. Roy Hibbert (GU)	34	75	2.21
4. Earl Clark (UL)	35	59	1.69
5. Donte Greene	35	57	1.63
John Garcia (SU)	32	52	1.63
7. Wellington Smith (WVU)	37	60	1.62
8. Joe Alexander (WVU)	36	54	1.50
9. Rob Kurz (ND)	33	48	1.45
10. Kentrell Gransberry (USF)	30	43	1.43

THREE-POINT FIELD GOALS MADE

Player, School	GP	3FG	Avg.
1. Kyle McAlarney (ND)	33	108	3.27
2. Deonta Vaughn (UC)	32	97	3.03
3. Alex Ruoff (WVU)	37	98	2.65
4. Donte Greene (SU)	35	90	2.57
5. Jeff Xavier (PC)	31	76	2.45
6. Jeremy Hazell (SHU)	32	78	2.44
7. Scottie Reynolds (VU)	35	79	2.26
8. Jamar Nutter (SHU)	32	69	2.16
9. Draelon Burns (DPU)	30	63	2.10
10. Jonathan Wallace (GU)	34	71	2.09

ASSIST/TURNOVER RATIO

Player, School	Ast.	TO	A/TO
1. Cliff Clinkscales (DPU)	123	34	3.62
2. Darris Nichols (WVU)	119	42	2.83
3. Ronald Ramon (PITT)	133	51	2.61
4. A.J. Price (UCONN)	192	78	2.46
5. Jamual Warren (UC)	105	49	2.14
6. Dominic James (MU)	154	75	2.05
7. Jonny Flynn (SU)	185	95	1.95
8. Tory Jackson (ND)	193	104	1.86
9. Chris Howard (USF)	150	83	1.81
10. Kyle McAlarney (ND)	115	66	1.74

INDIVIDUAL STATISTICS

(Conference Games)

SCORING

Player, School	GP	Pts.	Avg.
1. Luke Harangody (ND)	18	419	23.3
2. Sam Young (PITT)	18	330	18.3
3. Dominique James (MU)	18	328	18.2
4. Brian Laing (SHU)	18	323	17.9
5. Deonta Vaughn (UC)	18	315	17.5
6. Jonny Flynn (SU)	18	302	16.8
Joe Alexander (WVU)	17	385	16.8
8. Kentrell Gransberry (USF)	18	301	16.7
9. Donte Greene (SU)	17	299	16.6
10. Draelon Burns (DPU)	18	296	16.4

REBOUNDING

Player, school	GP	Reb.	Avg.
1. Luke Harangody (ND)	18	203	11.3
2. Kentrell Gransberry (USF)	18	193	10.7
3. DeJuan Blair (PITT)	18	173	9.6
4. Jeff Adrien (UCONN)	18	162	9.0
5. Geoff McDermott (PC)	18	156	8.7
6. Mac Koshwal (DPU)	18	155	8.6
7. Arinze Onuaku (SU)	18	151	8.4
8. Hasheem Thabeet (UCONN)	18	137	7.6
9. Terrence Williams (UL)	18	132	7.3
10. Rob Kurz (ND)	18	131	7.3

FIELD GOAL PERCENTAGE

Player, School	FGM	FGA	Pct.
1. David Padgett (UL)	86	126	.683
2. Arinze Onuaku (SU)	94	152	.618
3. Randall Hanke (PC)	71	118	.602
4. Roy Hibbert (GU)	96	164	.585
5. Dante Cunningham (VU)	64	113	.566
6. Hasheem Thabeet (UCONN)	56	100	.560
7. DeJuan Blair (PITT)	91	173	.526
8. Kentrell Gransberry (USF)	116	222	.523
9. Jeff Adrien (UCONN)	101	198	.510
10. John Williamson (UC)	95	189	.503

FREE-THROW PERCENTAGE

Player, School	FGM	FGA	Pct.
1. Craig Austrie (UCONN)	49	54	.907
2. Rob Kurz (ND)	64	72	.889
3. Alex Ruoff (WVU)	46	54	.852
4. Deonta Vaughn (UC)	60	71	.845
5. Lazar Hayward (MU)	47	57	.825
6. Dominique Jones (USF)	70	86	.814
7. Brian Laing (SHU)	80	101	.792
8. Wesley Matthews (MU)	71	90	.789
9. Draelon Burns (DPU)	70	89	.787
10. Jonny Flynn (SU)	65	83	.783

THREE-POINT FIELD-GOAL PERCENTAGE

Player, School	FGM	FGA	Pct.
1. Kyle McAlarney (ND)	53	134	.463
2. Anthony Mason Jr. (STJ)	32	78	.410
3. Jamar Nutter (SHU)	42	108	.389
4. Deonta Vaughn (UC)	53	141	.376
5. Alex Ruoff (WVU)	44	119	.370
6. Dar Tucker (DPU)	36	99	.364
7. Jeremy Hazell (SHU)	49	145	.338
8. Dominique Jones (USF)	36	108	.333
9. Jeff Xavier (PC)	39	121	.322
10. Donte Green (SU)	40	140	.286

ASSISTS

Player, School	GP	Ast.	Avg.
1. Tory Jackson (ND)	18	107	5.94
2. A.J. Price (UCONN)	18	106	5.89
3. Eugene Harvey (SHU)	18	91	5.06
4. Geof McDermott (PC)	18	90	5.00
5. Jonny Flynn (SU)	18	87	4.83
6. Terrence Williams (UL)	18	86	4.78
7. Cliff Clinkscales (DPU)	18	84	4.67
8. Ronald Ramon (PITT)	18	82	4.56
9. Dominic James (MU)	18	80	4.44
10. Jamual Warren (UC)	18	79	4.39

STEALS

Player, School	GP	Steals	Avg.
1. Jeff Xavier (PC)	18	49	2.72
2. Jerel McNeal (MU)	18	39	2.17
3. Jerry Smith (UL)	18	38	2.11
4. Eugene Harvey (SHU)	18	36	2.00
5. Tory Jackson (ND)	18	35	1.94
6. Jeremy Hazell (SHU)	18	34	1.89
7. Paul Harris (SU)	18	31	1.72
Draelon Burns (DPU)	18	31	1.72
9. Corey Chandler (RU)	17	29	1.71
10. Geof McDermott (PC)	18	29	1.61

BLOCKED SHOTS

Player, School	GP	Blocks	Avg.
1. Hasheem Thabeet (UCONN)	18	94	5.22
2. Roy Hibbert (GU)	18	46	2.56
3. Hamady Ndiaye (RU)	18	43	2.39
4. Wellington Smith (WVU)	18	31	1.72
5. John Garcia (SHU)	18	30	1.67
6. Kentrell Gransberry (USF)	18	28	1.56
7. Joe Alexander (WVU)	17	26	1.53
8. Mike Davis (SHU)	17	25	1.47
9. Rob Kurz (ND)	18	24	1.33
Donte Greene (SU)	18	24	1.33
David Padgett (UL)	18	24	1.33

THREE-POINT FIELD GOALS MADE

Player, School	GP	3FG	Avg.
1. Kyle McAlarney (ND)	18	62	3.44
2. Deonta Vaughn (UC)	18	53	2.94
3. Jeremy Hazell (SHU)	18	49	2.72
4. Alex Rouff (WVU)	18	44	2.44
5. Jamar Nutter (SHU)	18	42	2.33
6. Donte Greene (SU)	18	40	2.22
7. Jeff Xavier (PC)	18	39	2.17
8. Anthony Mason Jr. (STJ)	18	32	2.13
9. Dominique Jones (USF)	18	36	2.00
Dar Tucker (DPU)	18	36	2.00

ASSIST/TURNOVER RATIO

Player, School	Ast.	TO	Avg.
1. Cliff Clinkscales (DPU)	84	21	4.00
2. Darris Nichols (WVU)	60	18	3.33
3. Ronald Ramon (PITT)	82	29	2.83
4. A.J. Price (UCONN)	106	45	2.36
5. Dominic James (MU)	80	38	2.11
6. Jamual Warren (UC)	79	39	2.03
7. Terrence Williams (UL)	86	46	1.87
8. Jonny Flynn (SU)	87	48	1.81
9. Kyle McAlarney (ND)	69	39	1.77
10. Tory Jackson (ND)	107	63	1.70

2007-08 BOX SCORES

Notre Dame 82, Long Island 50
November 12, 2007
 Joyce Center - Notre Dame, Ind.

GAME 1

	3-pt			REB	PF	TP	A	TO	BK	ST	MIN
	FG-A	FG-A	FTA								
Long Island	FG-A	FG-A	FTA	REB	PF	TP	A	TO	BK	ST	MIN
Eugene Kotorobai	2-6	1-5	1-2	0-4-4	3	6	3	1	1	0	26
Ron Manigault	0-4	0-0	0-0	2-2-4	2	0	1	1	0	0	12
Aurimas Adomaitis	0-3	0-0	0-0	2-0-2	2	0	0	0	0	0	10
Jaytomah Wisesh	2-9	0-4	2-2	1-6-7	1	6	2	3	0	1	28
David Hicks	1-10	0-6	0-0	0-1-1	1	2	0	2	0	1	27
Kyle Johnson	3-8	3-4	3-3	0-4-4	2	12	3	1	1	1	31
Alan Mozece	1-1	1-1	0-0	0-0-0	1	3	1	1	0	0	10
Tyrone Mattison	1-5	1-4	0-0	0-2-2	0	3	2	0	0	0	17
Ike Udano	1-3	0-0	0-0	1-0-1	0	2	0	0	2	0	15
Kellen Allen	7-16	0-0	2-2	4-2-6	0	16	1	2	0	0	24
Team				3-3-6							
TOTALS	18-65	6-24	8-9	13-24-37	12	50	13	12	4	3	200

FG%: 1st Half 9-34, .265; 2nd Half 9-31, .290; Game .277; 3-PT%: 1st Half 3-16, .188; 2nd Half 3-8, .375; Game .250; FT%: 1st Half 2-2, 1.000; 2nd Half 6-7, .857; Game .889; Deadball: 0.

	3-pt			REB	PF	TP	A	TO	BK	ST	MIN
	FG-A	FG-A	FTA								
Notre Dame	FG-A	FG-A	FTA	REB	PF	TP	A	TO	BK	ST	MIN
Rob Kurz	8-12	1-3	2-2	2-8-10	2	19	3	0	4	0	28
Luke Harangody	7-12	0-0	1-4	1-5-6	3	15	3	5	2	1	24
Tory Jackson	2-4	0-1	0-0	0-6-6	1	4	8	3	1	2	28
Kyle McAlarney	2-5	1-3	2-2	0-1-1	2	7	7	2	0	0	32
Ryan Ayers	3-8	2-4	0-0	0-4-4	3	8	1	0	1	0	24
Tyrone Nash	1-5	0-0	0-0	4-2-6	0	2	1	0	0	0	4
Jonathan Peoples	2-6	1-3	0-0	3-0-3	0	5	1	0	0	1	15
Tim Abramaitis	1-1	0-0	0-0	0-0-0	0	2	0	0	0	0	4
Zach Hillesland	4-9	0-0	1-1	2-5-7	1	8	3	1	1	1	24
Luke Zeller	5-6	2-3	0-0	0-3-3	0	12	1	0	0	1	17
Team				1-1-2							
TOTALS	35-68	7-17	5-9	13-35-48	12	82	28	11	9	7	200

FG%: 1st Half 17-33, .515; 2nd Half 18-35, .514; Game .515; 3-PT%: 1st Half 3-8, .375; 2nd Half 4-9, .444; Game .412; FT%: 1st Half 2-5, .400; 2nd Half 3-4, .750; Game .556; Deadball: 0.

SCORE BY PERIODS

	1	2	F
Long Island	23	27	50
Notre Dame	39	43	82

OFFICIALS: Mike Roberts, Glenn Mayborg, Doug Simmons
TECHNICALS: None
ATTENDANCE: 8,873

Notes: Notre Dame extended its home win streak dating back to the 2005-06 campaign to 21 games ... Rob Kurz recorded his 12th career double-double with his 19 points and 10 rebounds ... Ryan Ayers made his second career start ... Luke Zeller scored in double figures for the fourth time in his career ... Notre Dame improved to 8-0 under head coach Mike Brey and to 85-18 (.852) all-time ... Luke Harangody netted double figures for the 21st time in his career.

Notre Dame 76, Monmouth 33
November 16, 2007
 University of the Virgin Islands Sports & Fitness Center —
 St. Thomas, USVI Paradise Jam

GAME 2

	3-pt			REB	PF	TP	A	TO	BK	ST	MIN
	FG-A	FG-A	FTA								
Monmouth	FG-A	FG-A	FTA	REB	PF	TP	A	TO	BK	ST	MIN
J Hett	1-4	0-2	0-0	1-1-2	2	2	2	3	0	1	30
George Barbour	0-2	0-0	0-0	0-1-1	3	0	0	0	0	0	15
Dutch Gaitley	0-0	0-0	0-0	0-2-2	0	0	1	1	1	1	17
Jhamar Youngblood	4-10	0-3	0-0	1-1-2	1	8	0	2	0	4	28
Whitney Coleman	2-7	1-5	2-2	0-0-0	1	7	2	5	0	0	28
Yaniv Simpson	0-1	0-1	0-0	0-0-0	1	0	0	0	0	0	3
Alex Nunner	2-6	2-4	0-0	0-3-3	1	6	1	0	0	1	18
K Schaefer	0-1	0-1	0-0	0-0-0	1	0	0	0	0	0	4
Rickie Crews	2-6	0-2	0-0	1-0-1	1	4	0	2	0	0	12
R.J. Rutledge	0-4	0-2	0-0	0-1-1	2	0	0	2	0	0	25
Nick DelTufo	2-6	0-0	2-3	0-1-1	2	6	0	1	0	1	14
Shawn Barlow	0-0	0-0	0-0	0-1-1	1	0	0	0	0	0	3
Adam Dobriansky	0-2	0-0	0-0	0-1-1	0	0	0	0	0	0	3
Team				1-2-3							
TOTALS	13-49	3-20	4-5	4-14-18	16	33	6	16	2	7	200

FG%: 1st Half 10-26, .385; 2nd Half 3-23, .130; Game .265; 3-PT%: 1st Half 2-9, .222; 2nd Half 1-11, .091; Game .150; FT%: 1st Half 3-3, 1.000; 2nd Half 1-2, .500; Game .800; Deadball: 1.

	3-pt			REB	PF	TP	A	TO	BK	ST	MIN
	FG-A	FG-A	FTA								
Notre Dame	FG-A	FG-A	FTA	REB	PF	TP	A	TO	BK	ST	MIN
Rob Kurz	5-9	1-1	4-7	2-3-5	2	14	3	4	1	0	24
Luke Harangody	4-6	0-0	0-0	1-4-5	2	8	2	0	0	0	22
Tory Jackson	1-6	1-4	0-1	1-5-6	1	3	4	3	1	3	33
Kyle McAlarney	5-12	3-9	0-0	1-3-4	0	13	3	3	0	1	30
Ryan Ayers	5-6	3-4	0-0	2-5-7	0	13	3	1	2	0	32
Tyrone Nash	0-0	0-0	0-0	0-0-0	0	0	1	0	0	0	4
Tom Kopko	0-1	0-1	0-1	1-1-2	0	0	0	0	0	0	2
Jonathan Peoples	3-4	2-2	0-0	0-1-1	2	8	1	0	0	0	13
Tim Abramaitis	1-2	0-1	1-1	1-2-3	0	3	0	1	0	0	4
Zach Hillesland	3-6	0-0	3-3	3-3-6	1	9	0	2	0	2	15
Luke Zeller	1-4	0-1	0-0	1-3-4	2	2	2	1	0	0	19
Tim Andree	1-1	0-0	0-0	0-0-0	0	2	0	0	0	0	2
Team				2-1-3							
TOTALS	29-57	10-23	8-13	15-31-46	10	76	19	15	4	6	200

FG%: 1st Half 13-27, .481; 2nd Half 16-30, .533; Game .509; 3-PT%: 1st Half 7-12, .583; 2nd Half 3-11, .273; Game .435; FT%: 1st Half 4-8, .500; 2nd Half 4-5, .800; Game .615; Deadball: 2.

SCORE BY PERIODS

	1	2	F
Monmouth	25	8	33
Notre Dame	37	39	76

OFFICIALS: NA
TECHNICALS: None
ATTENDANCE: 2,132

Notes: Notre Dame held Monmouth without a field goal in the final 10:31 of the contest and outscored the Hawks 23-0 down the stretch ... The Irish also held the Hawks to just 11 points in the final 24:52 of the game ... The 33 points were the fewest ever allowed under head coach Mike Brey and the fewest given up by a Notre Dame team since January 4, 1950 in a 54-33 win at home against Butler ... The 43-point margin of victory matched the seventh-highest for an Irish team under Brey.

Baylor 68, Notre Dame 64
November 18, 2007

GAME 3

University of the Virgin Islands Sports & Fitness Center —
 St. Thomas, USVI Paradise Jam

	3-pt			REB	PF	TP	A	TO	BK	ST	MIN
	FG-A	FG-A	FTA								
Baylor	FG-A	FG-A	FTA	REB	PF	TP	A	TO	BK	ST	MIN
Aaron Bruce	5-12	3-6	1-2	3-1-4	2	14	1	2	0	1	27
Kevin Rogers	1-3	0-0	0-1	2-3-5	5	2	1	3	1	2	13
Josh Lomers	5-8	0-0	2-5	1-3-4	3	12	1	1	1	1	18
Curtis Jernells	3-8	2-5	9-10	2-5-7	0	17	2	4	1	1	30
Henry Dugat	2-5	0-1	0-0	0-4-4	0	4	1	3	0	0	17
LaceDarius Dunn	2-9	2-6	0-0	1-5-6	4	6	1	1	0	0	22
Djibril Thiam	1-2	0-0	0-0	1-3-4	2	2	0	1	0	0	27
Mark Shepherd	0-0	0-0	0-1	2-1-3	4	0	2	1	0	0	22
Tweety Carter	5-11	1-4	0-1	2-1-3	1	11	2	0	0	1	24
Team				1-0-1							
TOTALS	24-58	8-22	12-20	15-26-41	21	68	11	15	4	8	200

FG%: 1st Half 12-30, .400; 2nd Half 12-28, .429; Game .414; 3-PT%: 1st Half 5-14, .357; 2nd Half 3-8, .375; Game .364; FT%: 1st Half 3-8, .375; 2nd Half 9-12, .750; Game .600; Deadball: 4.

	3-pt			REB	PF	TP	A	TO	BK	ST	MIN
	FG-A	FG-A	FTA								
Notre Dame	FG-A	FG-A	FTA	REB	PF	TP	A	TO	BK	ST	MIN
Rob Kurz	2-11	2-4	7-8	1-4-5	4	13	0	2	0	1	27
Luke Harangody	9-14	0-0	4-5	5-3-8	3	22	0	4	0	1	29
Tory Jackson	2-8	0-4	2-3	0-2-2	3	6	3	0	0	3	27
Kyle McAlarney	1-11	1-4	0-1	0-4-4	4	3	3	2	0	0	39
Ryan Ayers	3-6	3-5	0-0	1-2-3	3	9	1	1	0	0	27
Jonathan Peoples	0-2	0-1	2-2	2-1-3	3	2	2	0	0	1	20
Zach Hillesland	1-3	0-0	1-2	2-3-5	1	3	1	1	0	0	16
Luke Zeller	2-4	1-1	1-2	1-2-3	0	6	0	0	0	0	15
Team				4-1-5							
TOTALS	320-59	7-19	17-23	16-22-38	21	64	10	10	0	6	200

FG%: 1st Half 12-31, .387; 2nd Half 8-28, .286; Game .339; 3-PT%: 1st Half 6-12, .500; 2nd Half 1-7, .143; Game .368; FT%: 1st Half 8-9, .889; 2nd Half 9-14, .643; Game .739; Deadball: 3.

SCORE BY PERIODS

	1	2	F
Baylor	32	36	68
Notre Dame	38	26	64

OFFICIALS: Jamie Luckie, Jim Haney, Tim Kelly
TECHNICALS: None
ATTENDANCE: 2,339

Notes: Luke Harangody matched his career-high with a 22-point effort with a career-high nine field goals ... It marked the fourth 20-plus point outing of his career ... Notre Dame led for the entire game until the Bears took the lead with 3:15 remaining before the Irish regained the lead briefly ... With the score tied at 62-62, Baylor outscored the Irish 8-2 in the final 1:19 of the contest.

Georgia Tech 70, Notre Dame 69
November 19, 2007

GAME 4

University of the Virgin Islands Sports

Notre Dame 87, Youngstown State 75
November 24, 2007
Joyce Center — Notre Dame, Ind.

GAME 5

Youngstown State	FG-A	3-pt FG-A	FT-A	REB	PF	TP	A	TO	BK	ST	MIN
John Barber	7-14	3-4	2-2	2-10-12	1	19	3	3	0	1	35
Jack Liles	7-11	0-0	3-8	3-5-8	4	17	2	1	0	0	26
Vance Cooksey	5-15	3-6	0-0	0-2-2	2	13	8	4	0	2	36
Byron Davis	5-17	3-6	1-2	1-3-4	2	14	2	2	0	0	34
Vytas Sulskis	0-3	0-1	0-0	1-1-2	2	0	2	0	0	0	17
Dwight Holmes	1-1	0-0	0-0	0-0-0	1	2	0	1	0	0	5
George Cotal	0-0	0-0	0-0	1-0-1	1	0	0	0	0	0	5
Mikko Nieme	0-0	0-0	0-0	0-0-0	1	0	1	0	0	0	4
Alek Mrozik	0-0	0-0	0-0	0-0-0	1	0	0	0	0	0	1
Dan Boulder	1-3	0-0	0-2	1-1-2	2	2	1	0	0	0	14
Mel Johnson	3-6	2-4	0-0	2-0-2	4	8	1	1	0	4	23
Team				1-0-1							
TOTALS	29-70	11-21	6-14	12-22-34	21	75	20	12	0	7	200

FG%: 1st Half 11-31, .355; 2nd Half 18-39, .462; Game .414; 3-PT%: 1st Half 6-13, .462; 2nd Half 5-8, .625; Game .524; FT%: 1st Half 3-6, .500; 2nd Half 3-8, .375; Game .429; Deadball: 4.

Notre Dame	FG-A	3-pt FG-A	FT-A	REB	PF	TP	A	TO	BK	ST	MIN
Rob Kurz	3-5	0-0	2-3	1-10-11	2	8	4	0	2	0	26
Luke Harangody	12-17	0-0	1-2	1-12-13	2	25	4	1	0	1	27
Tory Jackson	2-4	0-0	5-8	4-2-6	2	9	6	6	0	1	33
Kyle McAlarney	6-13	5-10	6-8	0-1-1	1	23	3	2	0	1	33
Ryan Ayers	2-8	2-5	0-0	2-1-3	1	6	3	2	0	1	26
Tyrone Nash	0-0	0-0	0-0	0-0-0	0	0	0	0	0	0	3
Ty Proffitt	0-0	0-0	0-0	0-0-0	0	0	0	0	0	0	1
Jonathan Peoples	1-2	0-1	0-0	0-2-2	0	2	1	1	0	1	18
Tim Abromaitis	0-0	0-0	0-0	0-0-0	0	0	0	1	0	0	1
Zach Hillesland	4-5	0-0	2-3	3-2-5	3	10	3	4	2	1	18
Luke Zeller	2-4	0-1	0-0	0-2-2	3	4	0	0	1	0	16
Team				0-1-1							
TOTALS	32-58	7-17	16-24	11-33-44	14	87	24	17	5	7	200

FG%: 1st Half 21-34, .618; 2nd Half 11-24, .458; Game .552; 3-PT%: 1st Half 6-10, .600; 2nd Half 1-7, .143; Game .412; FT%: 1st Half 5-8, .625; 2nd Half 11-16, .688; Game .667; Deadball: 1.

SCORE BY PERIODS

	1	2	F
Youngstown State	31	44	75
Notre Dame	53	34	87

OFFICIALS: Bob Donato, Paul Faia, Bill Laubenstein
TECHNICALS: None
ATTENDANCE: 7,461

Notes: Notre Dame extended its home win streak dating back to the 2005-06 campaign to 22 games ... Luke Harangody's 25 points was a career high and marked the third straight game with 20-plus points (a first in his career) ... His 13 boards were one shy of a personal high as he recorded a double-double for the second consecutive outing ... Kyle McAlarney's 23 points were a career-high as he hit on a personal best five three-pointers ... Zach Hillesland registered double figures for the second time in as many games (the first time that he has registered back-to-back double-figure scoring outings).

Luke Zeller matched his career-high with 14 points in Notre Dame's 94-63 victory over Colgate. It was one of four double-figure scoring efforts for Zeller who was 5-8 from the field and 4-5 from three-point range.



Notre Dame 94, Colgate 63
November 26, 2007
Joyce Center — Notre Dame, Ind.

GAME 6

Colgate	FG-A	3-pt FG-A	FT-A	REB	PF	TP	A	TO	BK	ST	MIN
Kendall Chones	4-7	0-0	0-0	1-0-1	3	8	1	0	2	0	19
Kyle Roemer	3-7	3-6	4-6	1-2-3	1	13	3	2	0	1	31
Peter Minchella	2-5	0-0	2-2	0-2-2	3	6	0	2	1	0	21
Tim Pounds	0-1	0-0	1-2	0-0-0	3	1	1	1	0	0	11
Daniel Waddy	4-7	1-3	1-1	1-3-4	0	10	3	6	0	1	26
Kyle Chones	3-4	2-3	0-0	0-3-3	1	8	1	0	0	0	11
Alex Woodhouse	0-5	0-0	2-2	1-3-4	1	2	1	1	3	1	20
Joe Hoban	0-0	0-0	0-0	0-0-0	0	0	0	1	0	0	3
Trevaron Vinson	0-2	0-0	0-0	0-2-2	0	0	1	1	0	0	14
Willie Morse	2-6	2-5	0-0	0-2-2	1	6	1	1	0	0	24
Ben Jonson	1-3	0-0	2-2	1-2-3	1	4	1	0	1	0	15
Alex English	2-4	0-0	1-2	2-1-3	0	5	0	1	0	0	5
Team				1-0-1							
TOTALS	21-51	8-17	13-17	8-20-28	14	63	13	17	7	3	200

FG%: 1st Half 12-26, .462; 2nd Half 9-25, .360; Game .412; 3-PT%: 1st Half 6-11, .545; 2nd Half 2-6, .333; Game .471; FT%: 1st Half 3-5, .600; 2nd Half 10-12, .833; Game .765; Deadball: 2.

Notre Dame	FG-A	3-pt FG-A	FT-A	REB	PF	TP	A	TO	BK	ST	MIN
Rob Kurz	7-10	0-2	6-6	5-5-10	2	20	4	2	1	1	28
Luke Harangody	5-11	0-0	1-1	2-5-7	3	11	1	0	0	1	19
Tory Jackson	2-3	0-0	0-0	1-2-3	2	4	7	1	0	3	28
Kyle McAlarney	8-12	7-10	2-2	0-2-2	0	25	5	0	0	1	32
Ryan Ayers	3-7	1-4	2-2	0-2-2	1	9	0	1	0	1	20
Tyrone Nash	0-2	0-0	1-2	0-3-3	3	1	2	0	1	0	11
Tom Kopko	0-0	0-0	0-0	0-0-0	0	0	0	0	0	0	1
Ty Proffitt	1-2	0-1	0-0	0-0-0	0	2	0	0	0	0	4
Jonathan Peoples	1-8	1-4	1-2	2-1-3	0	4	4	0	0	0	18
Tim Abromaitis	0-3	0-2	0-0	1-1-2	0	0	0	1	1	1	4
Zach Hillesland	0-3	0-0	4-4	2-2-4	3	4	2	2	0	0	18
Luke Zeller	5-8	4-5	0-0	3-1-4	2	14	0	0	0	2	16
Tim Andree	0-0	0-0	0-0	0-0-0	0	0	0	0	0	0	1
Team				2-0-2							
TOTALS	32-69	13-28	17-19	18-24-42	16	94	25	8	3	10	200

FG%: 1st Half 15-32, .469; 2nd Half 17-37, .459; Game .464; 3-PT%: 1st Half 6-13, .462; 2nd Half 7-15, .467; Game .464; FT%: 1st Half 10-11, .909; 2nd Half 7-8, .875; Game .895; Deadball: 1.

SCORE BY PERIODS

	1	2	F
Colgate	33	30	63
Notre Dame	46	48	94

OFFICIALS: Tony Green, Wally Rutecki, Tim Clougherty
TECHNICALS: None
ATTENDANCE: 8,977

Notes: Kyle McAlarney scored a career-high 25 points as he connected on a career-high eight field goals and matched his career-best with seven three-pointers ... Luke Zeller scored in double figures for the second time as he matched his career-best with 14 points ... Rob Kurz posted his second double-double of the season and 13th of his career as he netted 20-plus points for the first time this season ... Notre Dame won its 23rd straight game at home — second-longest win streak since the opening of the Joyce Center.

Notre Dame 76, Eastern Michigan 65
December 1, 2007
Joyce Center — Notre Dame, Ind.

GAME 7

Eastern Michigan	FG-A	3-pt FG-A	FT-A	REB	PF	TP	A	TO	BK	ST	MIN
Justin Dobbins	12-19	0-0	2-5	1-0-1	1	28	1	1	0	0	34
Carlos Medlock	3-8	2-6	0-0	1-2-3	0	8	6	0	0	0	33
William Cooper	0-5	0-0	0-0	1-1-2	0	0	1	2	1	0	13
Wendale Farrow	1-2	0-0	0-0	1-1-2	2	2	1	0	0	0	12
Jesse Bunkley	2-4	2-4	0-0	0-1-1	3	6	2	2	0	0	32
Tyler Jones	0-3	0-0	2-4	3-1-4	3	2	1	1	0	0	14
Jarred Axon	1-4	1-3	0-0	0-0-0	2	3	1	0	0	0	17
Zane Gay	5-5	2-2	2-2	2-2-4	2	14	1	0	0	1	23
Travis Lewis	0-0	0-0	2-2	1-3-4	1	2	1	1	0	0	16
Kyle Dodd	1-2	0-0	0-0	0-1-1	1	2	0	1	1	0	6
Team				1-3-4							
TOTALS	25-52	7-15	8-13	11-15-26	15	65	15	9	2	1	200

FG%: 1st Half 13-25, .520; 2nd Half 12-27, .444; Game .461; 3-PT%: 1st Half 2-6, .333; 2nd Half 5-9, .556; Game .467; FT%: 1st Half 4-4, 1.000; 2nd Half 4-9, .444; Game .615; Deadball: 2.

Notre Dame	FG-A	3-pt FG-A	FT-A	REB	PF	TP	A	TO	BK	ST	MIN
Rob Kurz	2-5	0-0	3-7	2-4-6	3	7	4	2	3	0	27
Luke Harangody	7-12	0-0	4-4	3-4-7	3	18	3	1	1	1	25
Tory Jackson	3-10	1-3	0-1	1-1-2	1	7	4	1	0	0	34
Kyle McAlarney	8-10	5-7	0-0	0-1-1	2	21	4	2	0	1	34
Ryan Ayers	4-5	3-4	1-1	0-1-1	0	12	0	0	0	0	27
Jonathan Peoples	0-1	0-1	4-4	1-0-1	1	4	2	1	0	0	16
Zach Hillesland	2-3	0-0	0-0	2-4-6	0	4	1	0	0	0	24
Luke Zeller	1-2	1-1	0-0	0-2-2	2	3	0	1	0	0	13
Team				0-2-2							
TOTALS	27-48	10-16	12-17	9-19-28	12	76	18	9	4	2	200

FG%: 1st Half 16-26, .615; 2nd Half 11-22, .500; Game .563; 3-PT%: 1st Half 8-10, .800; 2nd Half 2-6, .333; Game .625; FT%: 1st Half 3-4, .750; 2nd Half 9-13, .692; Game .706; Deadball: 2.

SCORE BY PERIODS

	1	2	F
Eastern Michigan	32	33	65
Notre Dame	43	33	76

OFFICIALS: Jim Haney, Jeff Clark, Todd Williams
TECHNICALS: None
ATTENDANCE: 9,277

Notes: Notre Dame tied the school record for consecutive wins at the Joyce Center with its 24th straight victory ... Kyle McAlarney topped the 20-plus point mark for the third straight game with his 21-point effort ... Luke Harangody recorded double figures for the sixth time in seven games ... Ryan Ayers netted double figures for the second time in 2007-08 with his 12-point performance ... Notre Dame's 62.5 percent shooting from three-point range was the best for an Irish team under Mike Brey ... The Irish turned the ball over fewer than 10 times for the second straight game.

Notre Dame 68, Kansas State 59
December 4, 2007
Madison Square Garden — New York, N.Y. Jimmy V Classic

GAME
8

	FG-A	3-pt FG-A	FTA	REB	PF	TP	A	TO	BK	ST	MIN
Kansas State	2-7	0-3	0-0	2-1-3	5	4	3	2	0	1	28
Andre Gilbert	8-20	0-3	3-5	3-10-13	1	19	1	5	3	1	35
Michael Beasley	1-2	0-0	0-0	1-0-1	1	2	0	0	0	0	8
Ron Anderson	1-4	0-1	0-0	0-1-1	0	2	1	1	0	0	17
Jacob Pullen	4-10	2-6	1-2	1-3-4	1	11	1	1	0	1	32
Blake Young	0-1	0-1	0-0	0-0-0	0	0	0	0	0	0	3
Fred Brown	2-7	1-5	0-0	2-4-6	2	5	3	2	0	1	30
Clent Stewart	6-11	0-1	2-2	2-4-6	4	14	0	5	2	2	33
Bill Walker	1-1	0-0	0-0	1-0-1	0	2	0	0	0	0	5
Chris Merriewether	0-0	0-0	0-0	0-1-1	0	0	1	1	0	0	7
Darren Kent	0-1	0-0	0-0	0-0-0	0	0	0	0	0	0	2
Luis Colon				3-2-5				1			
Team											
TOTALS	25-64	3-20	6-9	15-26-41	14	59	10	17	5	6	200

FG%: 1st Half 15-37, .405; 2nd Half 10-27, .370; Game .391; 3-PT%: 1st Half 3-12, .250; 2nd Half 0-8, .000; Game .150; FT%: 1st Half 1-3, .333; 2nd Half 5-6, .833; Game .667; Deadball: 3.

	FG-A	3-pt FG-A	FTA	REB	PF	TP	A	TO	BK	ST	MIN
Notre Dame	3-5	0-1	0-0	0-3-3	2	6	0	4	1	1	21
Rob Kurz	9-19	0-0	1-1	7-7-14	3	19	1	2	0	1	31
Luke Harangody	5-14	0-4	2-4	1-2-3	1	12	5	7	0	2	36
Tory Jackson	6-13	2-5	4-4	1-4-5	2	18	2	2	0	2	36
Kyle McAlarney	2-8	1-2	0-1	1-2-3	2	5	2	0	1	2	30
Ryan Ayers	1-5	0-3	0-0	1-2-3	0	2	0	0	0	0	15
Jonathan Peoples	0-4	0-0	0-0	5-4-9	1	0	2	0	1	1	22
Zach Hillesland	2-4	2-4	0-0	1-0-1	0	6	0	0	0	0	9
Luke Zeller				2-1-3							
Team											
TOTALS	28-72	5-19	7-10	19-25-44	11	68	12	15	3	9	200

FG%: 1st Half 16-42, .615; 2nd Half 12-30, .400; Game .389; 3-PT%: 1st Half 1-11, .091; 2nd Half 4-8, .500; Game .263; FT%: 1st Half 3-3, 1.000; 2nd Half 4-7, .571; Game .700; Deadball: 1.

SCORE BY PERIODS

	1	2	F
Kansas State	34	25	59
Notre Dame	36	32	68

OFFICIALS: Mike Kitts, Bryan Kersly, Gary Maxwell

TECHNICALS: Kansas State-Michael Beasley; Notre Dame-None

ATTENDANCE: 8,300

Notes: Kyle McAlarney scored Notre Dame's final nine points and registered double figures for the fourth straight game ... Luke Harangody registered his third double-double of the season with 19 points and a career-high 14 boards ... Zach Hillesland finished with a season-high nine rebounds ... Notre Dame improved to 51-38 (.573) all-time at Madison Square Garden.



Ryan Ayers shot four-of-six from the field and scored 11 points in Notre Dame's win over Northern Illinois. Ayers was one of four Irish players in double figures as Notre Dame shot 72.0 percent from the field first half.

Notre Dame 108, Northern Illinois 62
December 8, 2007
Joyce Center - Notre Dame, Ind.

GAME
9

	FG-A	3-pt FG-A	FTA	REB	PF	TP	A	TO	BK	ST	MIN
Northern Illinois	4-6	0-0	0-0	2-0-0	4	8	0	0	0	0	15
Egan Grafel	4-7	2-4	0-0	1-3-4	4	10	3	0	0	0	21
Shaun Logan	4-11	4-9	0-0	0-1-1	1	12	1	1	0	0	28
Michael Patton	3-8	0-1	0-1	0-1-1	1	6	2	6	0	2	29
Jeremy Landers	1-8	0-5	2-2	0-1-1	3	4	4	1	0	1	24
Darion Anderson	1-4	0-0	0-2	2-1-3	2	2	0	1	0	1	10
Najul Ervin	3-12	1-6	1-1	0-3-3	2	8	4	3	0	3	26
Jarvis Nichols	0-4	0-0	0-0	0-1-1	0	0	0	0	0	0	9
Sean Smith	0-1	0-0	1-2	1-2-3	2	1	1	0	0	0	11
Bristan Kelley	1-1	0-0	0-1	0-0-0	0	2	0	1	0	0	7
Ben Rand	2-5	0-0	5-8	2-4-6	3	9	0	0	1	0	20
Michael Hart				2-0-2							
Team											
TOTALS	23-67	7-25	9-17	10-17-27	22	62	15	13	1	7	200

FG%: 1st Half 10-36, .278; 2nd Half 13-31, .419; Game .343; 3-PT%: 1st Half 2-12, .167; 2nd Half 5-13, .385; Game .280; FT%: 1st Half 3-7, .429; 2nd Half 6-10, .600; Game .529; Deadball: 1.

	FG-A	3-pt FG-A	FTA	REB	PF	TP	A	TO	BK	ST	MIN
Notre Dame	4-7	2-2	7-8	1-5-6	3	17	2	1	0	0	19
Rob Kurz	5-7	0-0	4-4	4-8-12	2	14	2	3	2	0	21
Luke Harangody	2-2	0-0	0-2	0-1-1	0	4	4	2	0	0	11
Tory Jackson	6-10	5-9	0-0	1-1-2	0	17	1	0	0	1	27
Kyle McAlarney	4-6	2-4	1-3	1-3-4	1	11	3	0	0	1	19
Ryan Ayers	3-3	0-0	0-4	1-4-5	2	6	1	2	0	0	18
Tyrone Nash	2-2	1-1	0-0	0-0-0	1	5	0	0	0	0	5
Tom Kopko	1-3	1-2	0-0	0-2-2	0	3	2	0	0	1	10
Ty Proffitt	3-4	1-2	1-2	0-1-1	1	8	4	2	0	0	20
Jonathan Peoples	2-6	1-2	2-2	0-1-1	3	7	1	0	0	0	13
Tim Abromatis	1-3	0-0	6-8	0-5-5	1	8	4	1	0	3	16
Zach Hillesland	2-4	1-3	1-2	1-4-5	1	6	2	0	0	0	15
Luke Zeller	1-1	0-0	0-0	1-2-3	1	2	1	0	1	0	6
Tim Andree				1-4-5							
Team											
TOTALS	36-58	14-25	22-35	11-41-52	16	108	27	11	3	6	200

FG%: 1st Half 18-25, .720; 2nd Half 18-33, .545; Game .621; 3-PT%: 1st Half 8-12, .667; 2nd Half 6-13, .462; Game .560; FT%: 1st Half 13-20, .650; 2nd Half 9-15, .600; Game .629; Deadball: 7.

SCORE BY PERIODS

	1	2	F
Northern Illinois	25	37	62
Notre Dame	57	51	108

OFFICIALS: John Gaffney, James Breeding, William Bush

TECHNICALS: None

ATTENDANCE: 10,142

Notes: Notre Dame won its 25th straight home game to set the Joyce Center win streak mark ... The 108 points scored by the Irish were the most by a Notre Dame team in regulation under head coach Mike Brey ... Luke Harangody registered his fourth double-double in six games ... Kyle McAlarney extended his double-figure scoring streak to a career-high five games ... Notre Dame's 72.0 percent shooting in the first half was the best percentage by an Irish team in a first half under Brey.

Notre Dame 84, San Francisco 76
December 22, 2007
Joyce Center - Notre Dame, Ind.

GAME
10

	FG-A	3-pt FG-A	FTA	REB	PF	TP	A	TO	BK	ST	MIN
San Francisco	7-15	2-4	4-5	1-8-9	1	20	3	4	0	1	33
Dior Lowhorn	5-9	3-5	0-0	1-4-5	1	13	2	1	0	1	34
Danny Covic	2-4	0-0	1-2	1-1-2	4	5	2	1	1	0	14
Hyman Taylor	11-24	1-6	2-2	4-3-7	3	25	5	2	0	2	39
Manny Quezada	3-8	0-3	1-2	0-3-3	5	7	3	4	0	3	38
Myron Strong	1-3	0-0	2-2	0-1-1	4	4	0	0	0	0	17
Jared Casey	1-2	0-1	0-0	0-1-1	4	2	0	0	0	0	7
Christian Hernandez	0-3	0-0	0-0	0-1-1	2	0	0	1	0	0	8
James Morgan	0-0	0-0	0-0	0-2-2	0	0	0	1	0	0	10
Dean Hadley				3-1-4							
Team											
TOTALS	30-68	6-19	10-13	10-25-35	24	76	15	14	1	7	200

FG%: 1st Half 11-30, .367; 2nd Half 19-36, .500; Game .441; 3-PT%: 1st Half 3-10, .300; 2nd Half 3-9, .333; Game .316; FT%: 1st Half 4-4, 1.000; 2nd Half 6-9, .667; Game .769; Deadball: 1.

	FG-A	3-pt FG-A	FTA	REB	PF	TP	A	TO	BK	ST	MIN
Notre Dame	5-9	1-2	1-1	2-6-8	2	12	3	1	0	3	29
Rob Kurz	8-17	0-0	7-9	5-5-10	2	23	1	4	0	2	28
Luke Harangody	6-11	0-0	3-5	2-4-6	2	15	10	4	0	3	35
Tory Jackson	3-10	2-6	6-7	0-2-2	1	14	2	2	0	2	37
Kyle McAlarney	3-8	3-7	0-0	0-3-3	0	9	0	1	1	0	29
Ryan Ayers	1-1	1-1	0-0	0-1-1	0	3	2	0	0	0	8
Jonathan Peoples	1-1	0-0	6-8	0-4-4	3	8	1	2	1	2	22
Zach Hillesland	0-2	0-1	0-2	0-1-1	2	0	0	0	0	0	12
Luke Zeller				2-4-6							
Team											
TOTALS	27-59	7-17	23-32	11-30-41	12	84	19	14	2	12	200

FG%: 1st Half 16-33, .486; 2nd Half 11-26, .423; Game .458; 3-PT%: 1st Half 5-10, .500; 2nd Half 2-7, .286; Game .412; FT%: 1st Half 6-8, .750; 2nd Half 17-24, .708; Game .719; Deadball: 5.

SCORE BY PERIODS

	1	2	F
San Francisco	29	47	76
Notre Dame	43	41	84

OFFICIALS: Brian O'Connell, Mike Roberts, Glenn Mayborg

TECHNICALS: None

ATTENDANCE: 8,048

Notes: Luke Harangody registered his third consecutive double-double for the first time in his career and topped the 20-plus point mark for the fourth time ... Tory Jackson notched his first career-high with a season-high 15 points and matched his personal-best with 10 assists ... Kyle McAlarney registered double figures for the sixth straight game for the longest double-figure scoring streak of his career ... Notre Dame's 45.8 percent shooting from the field marked the eighth time this season that the Irish have shot better than 45.0 percent in a game.

Notre Dame 87, Brown 54

December 29, 2007

Joyce Center - Notre Dame, Ind.

GAME 11

	FG-A	3-pt FG-A	FT-A	REB	PF	TP	A	TO	BK	ST	MIN
Brown											
Scott Friske	0-1	0-0	0-0	1-3-4	1	0	2	0	0	0	14
Chris Skrelja	1-6	0-0	0-1	0-2-2	1	2	2	2	0	0	31
Mark MacDonald	0-3	0-0	1-2	0-1-1	1	1	1	0	0	0	11
Mark McAndrew	3-7	2-6	2-2	1-2-3	0	10	1	2	0	0	25
Damon Huffman	6-12	5-8	4-6	0-2-2	1	21	0	2	0	1	28
Chris Taylor	1-1	0-0	0-1	0-1-1	1	2	0	0	1	0	6
Steve Gruber	0-1	0-1	0-0	0-0-0	0	0	1	1	0	0	8
Adrian Williams	1-4	1-2	0-0	1-0-1	3	3	2	1	0	0	19
Sean Kane	2-4	2-3	0-0	0-0-0	0	6	0	0	0	0	4
Morgan Kelly	0-4	0-1	0-0	0-1-1	1	0	1	0	0	1	9
Peter Sullivan	2-5	1-2	1-2	1-1-2	2	6	1	0	0	0	18
Garrett Feffelmann	1-2	0-0	0-0	1-1-2	1	2	0	0	0	0	7
Matt Mullery	0-2	0-0	1-2	0-3-3	4	1	2	1	2	2	20
Team				1-2-3							
TOTALS	17-52	11-23	9-16	6-19-25	16	54	13	9	3	4	200

FG%: 1st Half 8-23, .348; 2nd Half 9-29, .310; Game .327; 3-PT%: 1st Half 5-9, .556; 2nd Half 6-14, .429; Game .478; FT%: 1st Half 6-9, .667; 2nd Half 3-7, .429; Game .563; Deadball: 4.

	FG-A	3-pt FG-A	FT-A	REB	PF	TP	A	TO	BK	ST	MIN
Notre Dame											
Rob Kurz	5-10	0-2	5-5	3-8-11	2	15	1	1	1	1	26
Luke Harangody	6-10	0-0	1-2	3-5-8	1	13	1	1	0	0	21
Tory Jackson	1-6	1-3	1-2	2-4-6	3	4	9	1	1	0	26
Kyle McAlarney	4-11	4-10	0-0	0-1-1	0	12	3	1	0	2	30
Ryan Ayers	5-11	3-6	0-0	4-2-6	3	13	2	0	1	0	20
Tyrone Nash	1-1	0-0	0-1	2-2-4	0	2	0	0	0	1	6
Tom Kopko	0-1	0-1	0-0	0-0-0	0	0	0	0	0	0	3
Ty Proffitt	1-2	1-2	0-0	0-1-1	0	3	0	0	0	1	4
Jonathan Peoples	2-5	2-4	2-2	1-0-1	2	8	2	2	0	1	18
Tim Abromaitis	0-5	0-2	2-2	2-1-3	1	2	1	0	0	0	7
Zach Hillesland	2-4	0-0	0-0	1-4-5	3	4	4	1	0	0	20
Luke Zeller	3-4	2-2	1-1	2-2-4	1	9	0	0	0	0	16
Tim Andree	0-0	0-0	2-2	0-1-1	1	2	0	0	0	0	3
Team				2-1-3							
TOTALS	30-70	13-32	14-17	22-32-54	17	87	23	7	3	6	200

FG%: 1st Half 18-35, .514; 2nd Half 12-35, .343; Game .429; 3-PT%: 1st Half 8-16, .500; 2nd Half 5-16, .313; Game .406; FT%: 1st Half 4-5, .800; 2nd Half 10-12, .833; Game .824; Deadball: 2.

SCORE BY PERIODS
 Brown 27 27 54
 Notre Dame 48 39 87
OFFICIALS: Reggie Greenwood, Paul Faia, James Breeding
TECHNICALS: None
ATTENDANCE: 8,386

Notes: Notre Dame dished off 20-plus assists for the fifth game ... Rob Kurz registered his third double-double of the season ... Ryan Ayers matched his career-best with 13 points ... Luke Harangody and Kyle McAlarney extended their double-figure scoring streaks to nine and seven games, respectively (both career bests).

Notre Dame 69, West Virginia 56

January 3, 2008

Joyce Center - Notre Dame, Ind.

GAME 13

	FG-A	3-pt FG-A	FT-A	REB	PF	TP	A	TO	BK	ST	MIN
West Virginia											
Da'Sean Butler	4-12	0-2	0-0	2-3-5	4	8	1	3	0	0	32
Joe Alexander	3-7	0-0	3-4	2-2-4	3	9	0	0	2	1	22
Alex Ruoff	6-17	4-12	2-2	3-2-5	2	18	2	3	0	3	39
Jamie Smalligan	0-5	0-3	0-0	2-2-4	0	0	2	0	0	0	17
Darris Nichols	3-9	0-2	0-1	2-2-4	2	6	3	1	0	0	38
Joe Mazzulla	3-6	0-0	1-1	0-4-4	0	7	1	1	0	0	12
Josh Sowards	0-2	0-1	0-0	0-1-1	0	0	0	0	0	0	4
Ted Talkington	0-0	0-0	0-0	0-0-0	0	0	0	0	0	0	0+
Wellington Smith	0-3	0-2	0-2	0-2-2	5	0	0	0	0	1	14
John Flowers	3-8	1-3	1-1	1-0-1	3	8	0	1	2	1	22
Team				3-0-3							
TOTALS	22-69	5-25	7-11	15-18-33	19	56	9	9	4	6	200

FG%: 1st Half 11-31, .355; 2nd Half 11-38, .289; Game .319; 3-PT%: 1st Half 3-13, .231; 2nd Half 2-12, .167; Game .200; FT%: 1st Half 3-5, .600; 2nd Half 4-6, .667; Game .636; Deadball: 2.

SCORE BY PERIODS
 West Virginia 28 28 56
 Notre Dame 37 32 69
OFFICIALS: Tim Higgins, Jim Haney, Wally Rutecki
TECHNICALS: None
ATTENDANCE: 8,327

Notes: Notre Dame improved to 7-6 all-time in BIG EAST openers and 4-4 under head coach Mike Brey ... The Irish are now 24-8 all-time against West Virginia and have won 13 of the last 14 meetings ... Luke Harangody's 29 points and 16 rebounds were career bests and marked his sixth double-double of the season ... Rob Kurz' 13 rebounds matched a career high and also the sixth game of the year in which he grabbed 10-plus rebounds ... Tory Jackson reached double figures for the fourth time ... Kyle McAlarney's nine assists were a season high ... Notre Dame's 20 turnovers marked a season high.

Notre Dame 77, North Florida 58

December 31, 2007

Joyce Center - Notre Dame, Ind.

GAME 12

	FG-A	3-pt FG-A	FT-A	REB	PF	TP	A	TO	BK	ST	MIN
North Florida											
DeVon James	2-6	2-2	2-4	3-3-6	3	8	0	1	0	2	29
James Grimball	4-12	0-0	1-3	4-4-8	4	9	1	2	1	0	23
Chris Timberlake	3-9	1-3	0-0	1-5-6	2	7	5	3	0	1	26
Tom Hammonds	5-13	0-1	2-2	0-4-4	3	12	1	3	0	1	35
Stan Januska	6-15	2-7	0-0	1-3-4	3	14	5	3	0	1	30
Justin Cecil	3-6	2-4	0-0	1-3-4	0	8	0	0	0	1	28
Jonson Yousefzadeh	0-0	0-0	0-0	0-0-0	0	0	0	1	0	0	1
Cortez Riley	0-3	0-0	0-0	0-1-1	4	0	3	1	0	0	10
Germaine Sparkes	0-0	0-0	0-0	0-2-2	0	0	0	3	1	0	11
Brent Wood	0-0	0-0	0-0	0-0-0	0	0	0	0	0	0	5
Kyle Groothuis	0-0	0-0	0-0	0-0-0	0	0	0	0	0	0	2
Team				1-2-3							
TOTALS	23-64	7-17	5-9	11-27-38	20	58	17	17	2	6	200

FG%: 1st Half 8-23, .308; 2nd Half 15-38, .395; Game .359; 3-PT%: 1st Half 2-5, .400; 2nd Half 5-12, .417; Game .412; FT%: 1st Half 0-0, .000; 2nd Half 5-9, .556; Game .556; Deadball: 1.

	FG-A	3-pt FG-A	FT-A	REB	PF	TP	A	TO	BK	ST	MIN
Notre Dame											
Rob Kurz	7-11	3-5	6-8	3-10-13	4	23	4	3	1	2	32
Luke Harangody	8-15	0-0	6-6	0-6-6	4	22	3	1	0	0	28
Tory Jackson	0-2	0-1	0-2	1-7-8	5	0	10	3	1	2	33
Kyle McAlarney	2-11	1-9	4-6	0-2-2	0	9	2	1	0	1	38
Ryan Ayers	3-6	2-4	2-2	1-5-6	1	10	2	2	1	2	27
Tyrone Nash	0-0	0-0	0-0	0-0-0	1	0	0	0	0	0	2
Jonathan Peoples	2-5	0-2	2-3	1-1-2	1	6	2	2	0	0	22
Tim Abromaitis	0-0	0-0	0-0	0-0-0	0	0	0	0	0	0	1
Luke Zeller	3-7	1-2	0-0	1-2-3	3	7	1	0	3	1	17
Team				0-1-1							
TOTALS	25-57	7-23	20-27	8-33-41	19	77	24	12	6	8	200

FG%: 1st Half 9-24, .375; 2nd Half 16-33, .485; Game .439; 3-PT%: 1st Half 3-12, .250; 2nd Half 4-11, .364; Game .304; FT%: 1st Half 6-8, .750; 2nd Half 14-19, .737; Game .841; Deadball: 4.

SCORE BY PERIODS
 North Florida 18 40 58
 Notre Dame 27 50 77
OFFICIALS: Curtis Shaw, Mike Roberts, Ron Tyburski
TECHNICALS: North Florida Bench
ATTENDANCE: 7,841

Notes: Notre Dame dished off 20-plus assists for the sixth game and second consecutive outings ... Rob Kurz registered his second consecutive double-double and fourth of the campaign with a season-high 23 points and career-best 13 boards ... Tory Jackson had double figures in assists for the second time in three games and third time in his career ... Ryan Ayers' was in double figures for the second consecutive game for the first time in his career ... Luke Harangody topped the 20-point mark for the fifth time this season ... Kurz grabbed his 500th career rebound.



Luke Harangody helped the Irish to their 13th victory in the last 14 games against West Virginia as he registered his sixth double-double of the season by scoring 29 points and grabbing 16 rebounds.

Notre Dame 73, Connecticut 67
January 5, 2008
Joyce Center — Notre Dame, Ind.

GAME
14

	FG-A	3-pt FG-A	FT-A	REB	PF	TP	A	TO	BK	ST	MIN
Connecticut	7-16	0-0	2-5	3-8-11	2	16	0	4	0	2	33
Jeff Adrien	3-6	0-0	0-0	2-4-6	4	6	1	1	0	0	20
Stanley Robinson	3-11	0-0	2-3	3-6-9	0	8	0	1	10	0	35
Hasheem Thabeet	4-12	1-6	4-5	1-1-2	3	13	2	3	1	4	37
Jerome Dyson	6-14	1-6	0-0	1-6-7	3	13	8	2	1	2	36
A.J. Price	2-5	0-3	0-0	0-1-1	2	4	3	2	0	1	19
Doug Wiggins	0-2	0-2	0-0	0-0-0	0	0	0	0	0	0	9
Craig Austrie	2-3	0-0	3-4	3-2-5	2	7	0	0	0	0	11
Gavin Edwards				1-2-3							
TOTALS	27-69	2-17	11-17	14-30-44	16	67	14	13	12	10	200

FG%: 1st Half 15-38, .395; 2nd Half 12-31, .387; Game .391; 3-PT%: 1st Half 0-8, .000; 2nd Half 2-9, .222; Game .118; FT%: 1st Half 2-4, .500; 2nd Half 9-13, .692; Game .647; Deadball: 3.

	FG-A	3-pt FG-A	FT-A	REB	PF	TP	A	TO	BK	ST	MIN
Notre Dame	5-12	2-3	2-2	5-5-10	4	14	1	2	2	1	31
Rob Kurz	5-23	0-0	4-4	5-5-10	3	14	0	2	2	0	28
Luke Harangody	2-5	0-0	2-2	1-6-7	3	6	11	7	0	4	38
Tory Jackson	13-19	6-7	0-1	0-4-4	1	32	5	0	0	0	38
Kyle McAlarney	1-6	1-4	2-2	0-3-3	2	5	0	1	0	1	32
Ryan Ayers	0-1	0-0	0-0	0-1-1	0	0	0	1	0	0	5
Jonathan Peoples	1-4	0-0	0-0	1-4-5	3	2	1	1	0	0	19
Zach Hillesland	0-3	0-3	0-0	0-2-2	1	0	0	0	1	1	9
Luke Zeller				5-1-6							
TOTALS	32-69	13-28	17-19	18-24-42	16	73	25	8	3	10	200

FG%: 1st Half 18-41, .439; 2nd Half 9-32, .281; Game .370; 3-PT%: 1st Half 5-8, .625; 2nd Half 4-9, .444; Game .529; FT%: 1st Half 6-6, 1.000; 2nd Half 4-5, .800; Game .909; Deadball: 0.

SCORE BY PERIODS

Connecticut	1	2	F
Notre Dame	32	35	67

OFFICIALS: Ed Corbett, Pat Driscoll, John Gaffney

TECHNICALS: None

ATTENDANCE: 10,505

Notes: Kyle McAlarney's 32 points marked a career-high as he connected on a personal-best 13 field goals ... Tory Jackson matched his personal best of 11 assists ... Rob Kurz notched his fifth double-double of the season, while Luke Harangody recorded his fifth ... Notre Dame snapped a two-game losing streak to the Huskies ... The Irish began 2-0 in BIG EAST play for the fourth time since joining the league in 1995-96.

Marquette 92, Notre Dame 66
January 12, 2008
Bradley Center - Milwaukee, Wis.

GAME
15

	FG-A	3-pt FG-A	FT-A	REB	PF	TP	A	TO	BK	ST	MIN
Notre Dame	3-8	2-6	3-4	1-5-6	2	11	1	4	0	1	25
Rob Kurz	10-17	0-0	9-11	7-7-14	1	29	1	6	3	0	31
Luke Harangody	3-8	0-2	0-4	2-1-3	5	6	3	2	0	3	26
Tory Jackson	3-8	2-6	0-0	1-0-1	0	8	1	6	0	0	33
Kyle McAlarney	0-3	0-2	0-0	0-2-2	1	0	1	0	0	1	23
Ryan Ayers	1-1	0-0	0-0	0-0-0	0	2	0	0	0	0	3
Tyrone Nash	1-4	0-0	2-2	2-2-4	2	4	2	2	0	0	20
Jonathan Peoples	1-2	0-1	0-0	0-0-0	0	2	1	1	0	0	3
Tim Abromitis	0-3	0-0	2-4	0-2-2	3	2	2	2	1	0	22
Zach Hillesland	1-4	0-2	0-0	4-6-10	0	2	1	1	0	1	14
Luke Zeller				2-2-4							
TOTALS	23-58	4-19	16-25	19-27-46	14	66	13	24	4	6	200

FG%: 1st Half 14-29, .483; 2nd Half 9-29, .310; Game .397; 3-PT%: 1st Half 3-12, .250; 2nd Half 1-7, .143; Game .211; FT%: 1st Half 5-8, .625; 2nd Half 11-17, .692; Game .647; Deadball: 2.

	FG-A	3-pt FG-A	FT-A	REB	PF	TP	A	TO	BK	ST	MIN
Marquette	0-4	0-0	0-0	4-0-4	4	0	2	1	0	1	14
Dwight Burke	6-11	2-3	3-4	3-8-11	2	17	0	3	0	4	28
Lazar Hayward	6-15	3-6	1-1	1-2-3	2	16	7	3	0	4	28
Dominic James	7-15	2-5	2-2	2-2-4	1	18	3	1	1	2	29
Jerel McNeal	4-9	1-1	6-8	0-4-4	1	15	3	1	1	3	31
Wesley Matthews	1-1	1-1	0-0	0-0-0	0	3	0	0	0	0	3
Scott Christopherson	1-4	0-2	0-0	0-1-1	3	2	5	2	0	1	14
Maurice Acker	0-1	0-0	0-0	0-0-0	0	0	0	0	0	0	3
Patrick Hazel	0-1	0-1	0-0	0-2-2	1	0	1	0	0	1	15
Dan Fitzgerald	4-7	3-5	0-0	1-1-2	0	11	2	1	0	1	15
David Cubillan	3-3	0-0	0-0	1-0-1	4	6	0	0	2	0	14
Lawrence Blackledge	2-2	0-0	0-0	0-2-2	5	4	0	0	0	0	10
Ousmane Baro				1-1-2							
TOTALS	34-73	12-24	12-15	13-23-36	23	92	23	13	4	17	200

FG%: 1st Half 17-40, .425; 2nd Half 17-33, .515; Game .466; 3-PT%: 1st Half 5-13, .385; 2nd Half 7-11, .636; Game .500; FT%: 1st Half 5-6, .833; 2nd Half 7-9, .778; Game .800; Deadball: 2.

SCORE BY PERIODS

Marquette	1	2	F
Notre Dame	44	48	92

OFFICIALS: Mike Kitts, Doug Shows, Earl Walton

TECHNICALS: None

ATTENDANCE: 18,906

Notes: Luke Harangody's 29 points and 14 rebounds marked his third straight double-double and eighth overall as well as the seventh time this season with 20-plus points ... The 26-point loss was the worst ever for an Irish team under Mike Brey and the worst by a Notre Dame team since losing by 27 points to Villanova (85-58) on January 16, 1999 ... It also marked the largest margin of victory ever for a Marquette team in the 109 games played in the series ... The 24 turnovers were the most ever by an Irish team under Brey.

Notre Dame 91, Cincinnati 74
January 15, 2008
Joyce Center - Notre Dame, Ind.

GAME
16

	FG-A	3-pt FG-A	FT-A	REB	PF	TP	A	TO	BK	ST	MIN
Cincinnati	3-7	1-3	1-1	2-1-3	2	8	2	0	0	0	17
Rashad Bishop	5-9	0-0	0-0	4-2-6	1	10	2	2	0	1	24
John Williamson	1-7	0-1	0-0	0-3-3	4	2	1	1	0	0	19
Adam Hrycaniuk	3-13	2-10	2-2	0-2-2	3	10	8	6	0	1	33
Deonta Vaughan	2-6	0-2	0-1	0-5-5	1	4	3	3	0	3	28
Jamual Warren	3-5	1-3	0-0	2-3-5	2	7	3	0	0	0	16
Marvin Gentry	2-5	0-3	4-4	2-1-3	3	8	1	1	0	0	19
Marcus Sikes	4-7	2-5	0-0	0-0-0	1	10	1	0	0	1	12
Larry Davis	0-0	0-0	0-0	0-0-0	0	0	0	0	0	0	1
Darnell Wilks	0-3	0-2	1-2	1-0-1	2	1	0	0	0	1	13
Alvin Mitchell	3-5	0-0	0-0	0-0-0	5	6	0	0	0	0	5
Anthony McClain	4-8	0-0	0-1	4-0-4	2	8	0	3	0	3	13
Kenny Belton				3-1-4							
TOTALS	30-75	6-29	8-11	18-18-36	26	74	21	16	0	7	200

FG%: 1st Half 14-38, .368; 2nd Half 16-37, .432; Game .400; 3-PT%: 1st Half 3-17, .176; 2nd Half 3-12, .250; Game .207; FT%: 1st Half 3-4, .750; 2nd Half 5-7, .714; Game .727; Deadball: 1.

	FG-A	3-pt FG-A	FT-A	REB	PF	TP	A	TO	BK	ST	MIN
Notre Dame	4-11	1-3	8-9	4-6-10	3	17	3	2	1	1	32
Rob Kurz	6-14	0-0	13-15	1-6-7	4	25	1	3	1	1	30
Luke Harangody	1-5	0-1	2-2	2-3-5	4	4	8	4	0	1	36
Tory Jackson	7-10	5-8	3-4	0-1-1	0	22	3	5	0	0	39
Kyle McAlarney	2-2	1-1	2-4	1-3-4	0	7	1	1	0	1	30
Ryan Ayers	2-3	0-0	3-4	0-2-2	0	7	0	0	0	2	10
Jonathan Peoples	0-2	0-0	3-4	1-2-3	4	3	2	0	0	0	13
Zach Hillesland	2-4	2-4	0-0	1-0-1	0	6	0	0	0	0	10
Luke Zeller				1-6-7							
TOTALS	24-51	9-17	34-42	11-29-40	15	91	18	15	1	6	200

FG%: 1st Half 6-25, .240; 2nd Half 18-26, .692; Game .471; 3-PT%: 1st Half 3-8, .375; 2nd Half 6-9, .667; Game .529; FT%: 1st Half 12-16, .750; 2nd Half 22-26, .846; Game .810; Deadball: 6.

SCORE BY PERIODS

Cincinnati	1	2	F
Notre Dame	34	40	74

OFFICIALS: Curtis Shaw, Mike Roberts, Paul Janssen

TECHNICALS: None

ATTENDANCE: 10,231

Notes: Luke Harangody's 24 points in the second half were the most by an Irish player in a half since Chris Thomas' 27 (finished with 39 points) against Saint Louis on March 22, 2004 ... Harangody's 25 points marked the eighth time this season with 20-plus points ... The 64 points were the most points scored by an Irish team under Mike Brey in a regulation game ... The six first-half field goals matched the fewest by an Irish team under Brey in a BIG EAST game ... Kyle McAlarney topped the 20-plus point mark for the fifth time this season ... Rob Kurz registered his sixth double-double of the season.

Jonathan Peoples played in all 33 games, averaging 3.3 points and 11.5 minutes per game. Peoples scored a career-high 12 points against Georgetown.



Georgetown 84, Notre Dame 65
January 19, 2008
Verizon Center - Washington D.C.

GAME 17

	FG-A	3-pt FG-A	FT-A	REB	PF	TP	A	TO	BK	ST	MIN
Notre Dame	1-6	0-2	6-6	2-4-6	4	8	2	0	0	1	32
Rob Kurz	3-13	0-0	7-8	3-5-8	5	13	2	3	1	1	27
Luke Harangody	2-5	1-4	0-2	3-4-7	2	5	3	7	0	1	33
Tory Jackson	4-15	2-8	0-0	0-0-0	3	10	1	2	0	2	35
Kyle McAlarney	1-4	1-4	1-2	0-2-2	1	4	1	0	0	1	23
Ryan Ayers	0-0	0-0	0-0	0-0-0	0	0	0	0	0	0	1
Tyrone Nash	0-0	0-0	0-0	0-0-0	0	0	0	0	0	0	1
Ty Proffitt	0-0	0-0	0-0	0-0-0	0	0	0	0	0	0	1
Jonathan Peoples	5-6	2-2	0-0	3-1-4	0	12	0	0	0	0	11
Tim Abromaitis	0-0	0-0	2-2	0-0-0	0	2	0	0	0	0	1
Zach Hillesland	1-3	0-0	2-2	0-7-7	3	4	1	1	0	0	18
Luke Zeller	3-9	1-5	0-0	2-0-2	2	7	0	0	0	1	18
Team				4-2-6							
TOTALS	20-61	7-25	18-22	17-25-42	21	65	10	13	1	7	200

FG%: 1st Half 9-30, .300; 2nd Half 11-31, .355; Game .328; 3-PT%: 1st Half 5-17, .294; 2nd Half 2-8, .250; Game .280; FT%: 1st Half 2-2, 1.000; 2nd Half 16-20, .800; Game .818; Deadball: 2.

	FG-A	3-pt FG-A	FT-A	REB	PF	TP	A	TO	BK	ST	MIN
Georgetown	2-7	0-3	4-4	0-2-2	1	8	2	1	0	0	28
Jonathan Wallace	5-10	2-5	5-7	2-9-11	3	17	2	3	2	1	29
Dajun Summers	7-10	2-3	0-0	2-2-4	2	16	2	1	0	2	28
Austin Freeman	4-6	3-5	3-4	1-1-2	3	14	6	5	1	3	32
Jessie Sapp	7-11	0-0	7-9	0-3-3	3	21	5	0	1	0	26
Roy Hibbert	2-2	0-0	0-2	0-3-3	3	4	0	0	0	0	12
Vernon Macklin	0-3	0-1	0-0	0-0-0	2	0	1	1	0	0	17
Jeremiah Rivers	0-1	0-0	0-0	0-0-0	0	0	0	0	0	0	1
Byron Jansen	1-2	1-2	0-0	1-0-1	1	3	0	0	0	0	10
Tyler Crawford	0-0	0-0	0-0	0-0-0	1	0	0	0	0	0	2
Omar Wattad	0-1	0-1	1-3	1-3-4	1	1	1	2	0	0	15
Patrick Ewing				1-3-4							
Team				1-3-4							
TOTALS	28-53	8-20	20-29	8-26-34	20	84	19	13	4	6	200

FG%: 1st Half 14-28, .500; 2nd Half 14-25, .560; Game .528; 3-PT%: 1st Half 2-11, .182; 2nd Half 6-9, .667; Game .400; FT%: 1st Half 8-10, .800; 2nd Half 12-19, .632; Game .690; Deadball: 1.

SCORE BY PERIODS

Georgetown	1	2	F
Notre Dame	38	46	84
Notre Dame	25	40	65

OFFICIALS: Bob Donato, Brian O'Connell, Tim Clougherty
TECHNICALS: Notre Dame - Team
ATTENDANCE: 19,286

Notes: Notre Dame lost to Georgetown for the fifth consecutive time ... Luke Harangody extended his double-figure scoring streak to 15 games ... Jonathan Peoples scored a career-high 12 points ... The Irish shot a season-low 32.8 percent from the field ... Notre Dame is 6-3 all-time under head coach Mike Brey when playing at the Verizon Center.

Notre Dame 81, Providence 74
January 31, 2008
Joyce Center - Notre Dame, Ind.

GAME 19

	FG-A	3-pt FG-A	FT-A	REB	PF	TP	A	TO	BK	ST	MIN
Providence	5-13	0-2	3-5-8	4	10	8	6	3	0	39	
Geoff McDermott	2-2	0-0	0-0	0-1-1	1	4	0	3	1	0	6
Randall Hanke	4-10	2-8	0-0	2-3-5	5	10	1	0	0	1	33
Jeff Xavier	6-20	4-13	4-4	1-4-5	2	20	3	2	0	0	42
Dwain Williams	4-13	2-10	0-0	4-3-7	4	10	3	2	0	1	36
Brian McKenzie	0-0	0-0	0-0	0-3-3	1	0	1	0	0	0	13
Alex Kellogg	2-4	0-0	0-0	1-0-1	2	4	0	0	0	0	11
Jamie Peterson	0-0	0-0	0-0	0-1-1	1	0	1	0	0	0	9
Charles Burch	3-6	0-0	0-0	1-2-3	0	6	0	1	0	0	11
Jonathan Kale	4-5	0-0	2-10	4-3-7	2	10	1	1	0	0	25
Ray Hall				6-1-7							
Team				6-1-7							
TOTALS	30-73	8-33	6-16	22-26-48	22	74	18	15	4	2	225

FG%: 1st Half 13-31, .419; 2nd Half 12-30, .400; OT 5-12, .417; Game .411; 3-PT%: 1st Half 3-14, .214; 2nd Half 2-14, .143; OT 3-5, .600; Game .242; FT%: 1st Half 2-4, .500; 2nd Half 4-8, .500; OT 0-4, .000; Game .375; Deadball: 4.

	FG-A	3-pt FG-A	FT-A	REB	PF	TP	A	TO	BK	ST	MIN
Notre Dame	2-8	1-4	6-6	2-5-7	4	11	4	2	3	1	30
Rob Kurz	3-5	0-0	1-2	2-1-3	2	7	2	3	0	0	27
Zach Hillesland	11-22	0-0	9-10	4-10-14	4	31	1	2	1	2	34
Luke Harangody	5-9	0-1	4-6	1-2-3	3	14	7	3	0	2	41
Tory Jackson	3-11	2-6	0-0	1-3-4	1	8	5	2	0	1	42
Kyle McAlarney	0-0	0-0	0-0	0-1-1	0	0	0	0	0	0	6
Jonathan Peoples	0-1	0-1	0-0	0-0-0	1	0	1	0	0	1	9
Luke Zeller	3-5	2-4	2-3	0-3-3	2	10	1	1	0	1	36
Ryan Ayers				2-1-3							
Team				2-1-3							
TOTALS	27-61	5-16	22-27	11-27-38	17	81	21	13	4	8	225

FG%: 1st Half 13-27, .481; 2nd Half 9-28, .321; OT 5-6, .833; Game .443; 3-PT%: 1st Half 3-7, .429; 2nd Half 0-6, .000; OT 2-3, .667; Game .313; FT%: 1st Half 3-3, 1.000; 2nd Half 11-14, .786; OT 8-10, .800; Game .815; Deadball: 2.

SCORE BY PERIODS

Providence	1	2	OT
Notre Dame	31	30	13
Notre Dame	32	29	20
			81

OFFICIALS: Mike Kitts, Brian O'Connell, Doug Shows
TECHNICALS: None
ATTENDANCE: 10,179

Notes: Notre Dame extended its Joyce Center home win streak to 32 games ... This was the first overtime game in that streak ... Luke Harangody's 31 points marked a career high ... He recorded his 10th double-double of the season ... Tory Jackson scored in double figures for the fifth time ... Ryan Ayers notched double figures for the second straight game and 10th time this season ... This was the first overtime game for Notre Dame since the 2005-06 campaign and ninth under head coach Mike Brey (Notre Dame is 4-5) ... It marked the first overtime win since Notre Dame's 93-92 double overtime victory at the Joyce Center against Georgetown on February 1, 2003.

Notre Dame 90, Villanova 80
January 26, 2008
Wachovia Center - Philadelphia, Pa.

GAME 18

	FG-A	3-pt FG-A	FT-A	REB	PF	TP	A	TO	BK	ST	MIN
Notre Dame	3-7	2-5	4-4	1-3-4	3	12	1	4	0	0	31
Rob Kurz	8-14	0-0	9-13	4-6-10	2	25	2	1	1	0	31
Luke Harangody	2-5	0-0	5-9	1-2-3	4	9	7	2	0	1	38
Tory Jackson	10-16	5-9	5-6	0-0-0	2	30	5	4	0	1	38
Kyle McAlarney	2-3	2-3	4-6	1-4-5	1	10	1	1	0	3	18
Ryan Ayers	0-0	0-0	0-0	0-0-0	0	0	0	0	0	0	1
Tyrone Nash	1-2	0-1	0-0	0-2-2	0	2	0	0	0	0	8
Jonathan Peoples	1-4	0-0	0-0	0-6-6	4	2	4	3	0	1	28
Zach Hillesland	0-2	0-1	0-0	0-0-0	0	0	0	0	0	1	7
Luke Zeller				2-6-8							
Team				2-6-8							
TOTALS	27-53	9-19	27-38	9-29-38	16	90	20	15	1	7	200

FG%: 1st Half 14-26, .538; 2nd Half 13-27, .481; Game .509; 3-PT%: 1st Half 4-9, .444; 2nd Half 5-10, .500; Game .474; FT%: 1st Half 7-12, .583; 2nd Half 20-26, .769; Game .711; Deadball: 2.

	FG-A	3-pt FG-A	FT-A	REB	PF	TP	A	TO	BK	ST	MIN
Villanova	1-4	0-1	0-0	4-1-5	2	2	1	2	0	0	14
Shane Clark	8-9	0-0	1-1	1-8-9	5	17	3	3	1	1	26
Antonion Pena	3-8	0-0	1-2	3-2-5	5	7	3	3	1	1	29
Dante Cunningham	5-15	2-3	1-2	1-3-4	4	13	3	2	0	3	33
Corey Fisher	5-13	0-5	3-4	1-1-2	2	13	2	1	0	1	32
Scottie Reynolds	2-7	2-4	2-2	0-1-1	2	8	2	0	0	0	10
Malcom Grant	3-6	0-1	1-1	3-3-6	3	7	3	1	0	2	25
Reggie Redding	1-2	0-1	0-0	1-2-3	2	2	0	0	0	0	9
Dwayne Anderson	4-8	3-6	0-0	0-4-4	4	11	2	2	0	0	22
Corey Stokes				0-1-1							
Team				0-1-1							
TOTALS	32-72	7-21	9-12	14-26-40	29	80	19	14	2	8	200

FG%: 1st Half 12-32, .375; 2nd Half 20-40, .500; Game .444; 3-PT%: 1st Half 2-7, .286; 2nd Half 5-14, .357; Game .333; FT%: 1st Half 3-5, .600; 2nd Half 6-7, .857; Game .750; Deadball: 0.

SCORE BY PERIODS

Villanova	1	2	F
Notre Dame	29	51	80
Notre Dame	39	51	90

OFFICIALS: Tim Higgins, Jamie Luckie, Earl Walton
TECHNICALS: None
ATTENDANCE: 19,989

Notes: The victory was Notre Dame's first league road win of the season ... Kyle McAlarney registered his second 30-plus point performance in six games and produced multiple 30-point outings for the first time since Chris Quinn had four in 2005-06 ... McAlarney also registered his 20-plus point outing of the season ... Luke Harangody registered his ninth double-double of the season with his 25 points and 10 rebounds and topped the 20-plus point mark for the ninth time ... Tory Jackson dished off seven-plus assists for the eighth time and fourth time in a BIG EAST game ... The win over the No. 18 Wildcats was the first over a ranked opponent on the road since Notre Dame beat No. 22/19 Alabama on December 7, 2007 ... Ryan Ayers came off the bench for the first time this season and scored in double figures for the sixth time ... Zach Hillesland made his first start of the season.

Notre Dame 89, DePaul 80
February 2, 2008
Joyce Center - Notre Dame, Ind.

GAME 20

	FG-A	3-pt FG-A	FT-A	REB	PF	TP	A	TO	BK	ST	MIN
DePaul	4-10	1-1	0-0	1-7-8	3	9	3	1	3	3	27
Wesley Green	2-4	1-3	0-0	1-3-4	3	5	2	1	0	0	16
Karron Clarke	9-16	0-0	0-0	3-6-9	3	18	2	5	1	0	36
Mac Koshwal	7-18	3-8	0-0	2-3-5	1	17	1	1	0		

Notre Dame 95, Seton Hall 69
February 6, 2008
Prudential Center - Newark, N.J.

GAME
21

	3-pt			REB	PF	TP	A	TO	BK	ST	MIN
	FG-A	FG-A	FT-A								
Notre Dame											
Rob Kurz	4-10	1-5	8-9	2-8-10	2	17	1	2	4	0	28
Zach Hillesland	3-5	0-0	1-2	1-1-2	3	7	0	2	0	1	25
Luke Harangody	10-15	0-0	2-4	0-13-13	0	22	4	2	1	3	33
Tory Jackson	3-9	0-0	3-4	4-3-7	2	9	8	3	0	3	35
Kyle McAlarney	7-11	5-7	0-0	0-2-2	1	19	6	2	0	1	35
Tyrone Nash	0-1	0-1	2-4	1-1-2	0	2	0	0	0	0	4
Tom Kopko	0-0	0-0	0-0	0-0-0	0	0	0	0	0	0	1
Ty Proffitt	0-0	0-0	0-0	0-0-0	0	0	0	0	0	0	1
Jonathan Peoples	1-3	0-1	0-0	1-0-1	1	2	0	2	0	0	7
Tim Abromaitis	0-0	0-0	0-0	0-0-0	1	0	0	0	0	0	1
Luke Zeller	3-5	2-4	0-0	0-3-3	2	8	0	3	0	1	7
Tim Andree	0-0	0-0	0-0	0-0-0	0	0	0	0	0	0	1
Ryan Ayers	4-5	1-1	0-0	1-3-4	1	9	0	2	1	0	19
Team				3-2-5							
TOTALS	35-64	9-19	16-23	13-36-49	13	95	19	18	6	9	200

FG%: 1st Half 20-37, .541; 2nd Half 15-27, .556; Game .547; 3-PT%: 1st Half 6-12, .500; 2nd Half 3-7, .429; Game .474; FT%: 1st Half 1-2, .500; 2nd Half 15-21, .714; Game .696; Deadball: 4.

	3-pt			REB	PF	TP	A	TO	BK	ST	MIN
	FG-A	FG-A	FT-A								
Seton Hall											
Brian Laing	7-18	2-4	2-2	2-3-5	3	18	2	3	0	1	38
Agustine Okusun	3-4	0-0	0-1	4-2-6	3	6	1	2	2	0	20
Jarman Nutter	4-12	3-6	0-2	1-2-3	5	11	1	3	1	1	24
Eugene Harvey	1-8	0-1	0-0	1-2-3	2	2	5	5	0	1	36
Jeremy Hazell	8-14	3-9	7-10	0-1-1	2	26	1	1	1	5	35
Mike Davis	0-0	0-0	0-0	0-0-0	0	0	0	0	0	0	2
Paul Gause	0-1	0-0	1-2	0-1-1	0	1	1	1	0	0	3
John Garcia	0-1	0-0	0-0	0-1-1	2	0	0	0	1	0	12
Brandon Walter	2-3	0-0	1-1	1-0-1	1	5	0	0	0	2	6
Larry Davis	0-10	0-2	0-0	3-5-8	1	0	3	0	0	4	24
Team				1-1-2							
TOTALS	25-71	8-22	11-18	13-18-31	19	69	14	15	5	14	200

FG%: 1st Half 10-32, .313; 2nd Half 15-39, .385; Game .352; 3-PT%: 1st Half 6-12, .500; 2nd Half 2-10, .200; Game .364; FT%: 1st Half 1-3, .333; 2nd Half 10-15, .667; Game .611; Deadball: 5.

SCORE BY PERIODS

	1	2	F
Notre Dame	47	48	95
Seton Hall	27	42	69

OFFICIALS: Tim Higgins, Mike Stuart, John Gaffney
TECHNICALS: None
ATTENDANCE: 9,800

Notes: Luke Harangody became the first player since Ryan Humphrey in 2001-02 to record four straight double-doubles and the first player to net 20-plus points in four consecutive games since Chris Thomas in 2003-04 ... Harangody also recorded his 12th double-double of the season ... Rob Kurz registered his seventh double-double and matched a season-high with four blocked shots ... Kyle McAlarney scored in double figures for the 14th time ... Notre Dame shot 50.0 percent or better for the seventh time and held an opponent to under 40.0 percent for the ninth time ... The Irish outrebounded an opponent for the 17th time in 21 games.

Notre Dame 86, Marquette 83
February 9, 2008
Joyce Center - Notre Dame, Ind.

GAME
22

	3-pt			REB	PF	TP	A	TO	BK	ST	MIN
	FG-A	FG-A	FT-A								
Marquette											
Lazar Hayward	8-15	3-6	2-3	2-9-11	4	21	3	1	0	1	31
Ousmane Barro	1-9	0-0	0-0	3-9-12	4	2	0	3	2	0	22
Dominic James	10-16	3-6	0-0	1-0-1	1	23	6	1	1	1	32
Jerel McNeal	3-15	2-5	2-4	2-3-5	4	10	5	2	1	2	36
Wesley Matthews	2-3	0-0	0-0	0-1-1	1	4	3	2	0	1	30
Maurice Acker	0-0	0-0	0-0	0-0-0	0	0	0	0	0	0	2
Dan Fitzgerald	2-3	1-2	1-1	2-1-3	3	6	0	0	0	3	12
David Cubillan	4-8	3-6	0-0	0-0-0	2	11	1	0	0	0	20
Dwight Burke	2-2	0-0	0-0	0-0-0	2	4	0	0	0	0	8
Lawrence Blackledge	1-2	0-0	0-0	1-2-3	1	2	1	0	1	0	7
Team				1-0-1							
TOTALS	33-73	12-25	5-8	12-25-37	22	83	19	10	5	8	200

FG%: 1st Half 14-38, .368; 2nd Half 19-35, .543; Game .452; 3-PT%: 1st Half 5-12, .417; 2nd Half 7-13, .538; Game .480; FT%: 1st Half 3-4, .750; 2nd Half 2-4, .500; Game .625; Deadball: 1.

	3-pt			REB	PF	TP	A	TO	BK	ST	MIN
	FG-A	FG-A	FT-A								
Notre Dame											
Rob Kurz	2-6	1-2	0-0	1-4-5	1	5	1	1	1	0	24
Zach Hillesland	4-6	0-0	2-2	1-6-7	2	10	1	1	1	0	25
Luke Harangody	4-12	0-1	10-13	3-8-11	2	18	3	4	0	1	36
Tory Jackson	4-12	2-4	4-6	2-4-6	4	14	8	4	1	2	33
Kyle McAlarney	5-11	2-6	0-1	0-0-0	2	12	2	1	0	0	33
Jonathan Peoples	1-1	1-1	4-4	1-4-5	0	7	1	0	1	0	12
Luke Zeller	3-6	2-4	3-4	2-2-4	1	11	0	1	0	0	14
Ryan Ayers	3-6	2-5	1-1	0-1-1	0	9	1	1	0	1	23
Team				3-1-4							
TOTALS	26-60	10-23	24-31	13-30-43	12	86	17	13	4	4	200

FG%: 1st Half 16-36, .444; 2nd Half 10-24, .417; Game .433; 3-PT%: 1st Half 5-12, .417; 2nd Half 5-11, .455; Game .435; FT%: 1st Half 9-14, .643; 2nd Half 15-17, .882; Game .774; Deadball: 3.

SCORE BY PERIODS

	1	2	F
Marquette	36	47	83
Notre Dame	46	40	86

OFFICIALS: Ed Corbett, Reggie Greenwood, Frank Scaghiotta
TECHNICALS: None
ATTENDANCE: 11,418

Notes: Luke Harangody registered a career-best fifth consecutive double-double (13 overall) and extended double-figure scoring streak to 20 straight games ... Notre Dame extended Joyce Center win streak to 34 games and 15 straight at home against BIG EAST foes ... The Irish improved to 2-2 versus ranked opponents ... Notre Dame's 8-2 start in BIG EAST play matches the second best in school history ... Notre Dame had five players in double figures for the first time since February 20, 2007 vs. DePaul ... Tory Jackson scored in double figures for the sixth time, while Zach Hillesland reached double figures for the fourth time.

Connecticut 84, Notre Dame 78
February 13, 2008
Gampel Pavilion - Storrs, Conn.

GAME
23

	3-pt			REB	PF	TP	A	TO	BK	ST	MIN
	FG-A	FG-A	FT-A								
Notre Dame											
Rob Kurz	1-5	0-2	0-0	1-2-3	3	2	0	2	0	1	21
Luke Harangody	13-24	0-1	6-9	4-12-16	4	32	2	2	0	0	36
Tory Jackson	5-10	2-4	1-1	5-4-9	2	13	4	4	0	2	36
Kyle McAlarney	4-14	2-7	2-2	0-2-2	1	12	4	2	0	1	38
Ryan Ayers	2-6	1-3	0-0	2-2-4	1	5	1	1	1	0	24
Jonathan Peoples	1-1	0-0	2-2	0-1-1	1	4	0	0	0	1	8
Zach Hillesland	2-5	0-0	0-0	0-6-6	2	4	4	1	0	0	21
Luke Zeller	2-8	2-7	0-0	1-1-2	3	6	1	0	0	0	16
Team				4-1-5							
TOTALS	30-73	7-24	11-14	17-31-48	17	78	16	12	1	5	200

FG%: 1st Half 16-31, .516; 2nd Half 14-42, .333; Game .411; 3-PT%: 1st Half 4-8, .500; 2nd Half 3-16, .188; Game .292; FT%: 1st Half 5-5, 1.000; 2nd Half 6-9, .667; Game .786; Deadball: 2.

	3-pt			REB	PF	TP	A	TO	BK	ST	MIN
	FG-A	FG-A	FT-A								
Connecticut											
Jeff Adrien	5-15	0-0	3-4	6-3-9	2	13	1	2	0	0	35
Stanley Robinson	4-9	1-3	0-0	3-2-5	0	9	2	2	0	0	17
Hasheem Thabeet	2-8	0-0	0-1	3-7-10	3	4	0	1	6	0	35
A.J. Price	10-19	4-10	2-4	0-3-3	1	26	9	1	0	2	39
Craig Austrie	5-11	2-4	2-4	1-1-2	3	14	4	0	1	1	38
Doug Wiggins	3-7	1-3	3-4	0-9-9	1	10	1	1	0	0	27
Jonathan Mandelove	0-0	0-0	0-0	0-0-0	0	0	0	0	0	0	1
Gavin Edwards	3-4	0-0	2-2	2-1-3	0	8	0	1	1	0	8
Team				0-1-1							
TOTALS	32-73	8-20	12-19	15-27-42	10	84	17	8	8	3	200

FG%: 1st Half 17-41, .415; 2nd Half 15-32, .469; Game .438; 3-PT%: 1st Half 5-12, .417; 2nd Half 3-8, .375; Game .400; FT%: 1st Half 0-1, .000; 2nd Half 12-18, .667; Game .632; Deadball: 2.

SCORE BY PERIODS

	1	2	F
Notre Dame	41	37	78
Connecticut	39	45	84

OFFICIALS: Mike Kitts, Brian O'Connell, Curtis Shaw
TECHNICALS: None
ATTENDANCE: 10,167

Notes: Luke Harangody recorded the second 30-plus point effort of his career with a career-high 32 points and matched his personal best with 16 rebounds ... Tory Jackson matched his career best with nine rebounds ... Jackson scored in double figures for the sixth time ... Notre Dame played for just the second time at Gampel Pavilion (0-2) and lost to the Huskies for the eighth time in nine games played in the state of Connecticut (1-8 overall).



Kyle McAlarney turned in one of the greatest shooting performances in Notre Dame history when he connected on a school record nine three-pointers against Syracuse and finished with 30 points in the win over the Orange. McAlarney finished 9-11 from three-point range and shot better than 44.0 percent from beyond the arc during the season.

Notre Dame 71, Rutgers 68

February 17, 2008

Louis Brown Athletic Center - Piscataway, N.J.

GAME 24

	3-pt			REB	PF	TP	A	TO	BK	ST	MIN
	FG-A	FG-A	FTA								
Notre Dame	4-11	1-4	2-2	3-11-14	1	11	0	2	3	0	36
Rob Kurz	5-16	0-0	0-1	3-5-8	4	10	2	2	2	1	27
Luke Harangody	7-13	1-1	2-5	2-6-8	3	17	10	4	0	2	37
Tory Jackson	5-12	4-7	2-2	1-1-2	0	16	3	1	0	0	38
Kyle McAlarney	3-4	1-2	0-0	1-3-4	2	7	0	1	1	0	28
Ryan Ayers	1-2	0-1	0-0	0-0-0	2	2	0	1	0	0	7
Jonathan Peoples	2-6	0-0	1-2	3-3-6	1	5	0	1	1	1	19
Zach Hillesland	1-3	1-2	0-0	1-0-1	2	3	0	0	0	0	8
Luke Zeller				3-3-6							
Team											
TOTALS	28-67	8-17	7-12	17-32-49	15	71	15	12	7	4	200

FG%: 1st Half 17-34, .500; 2nd Half 11-33, .333; Game .418; 3-PT%: 1st Half 5-11, .455; 2nd Half 3-6, .500; Game .471; FT%: 1st Half 3-4, .750; 2nd Half 4-8, .500; Game .583; Deadball: 3.

	3-pt			REB	PF	TP	A	TO	BK	ST	MIN
	FG-A	FG-A	FTA								
Rutgers	6-15	2-5	0-0	2-4-6	3	14	0	2	0	2	34
JR Inman	1-2	0-1	0-0	0-2-2	0	2	1	2	0	0	10
Jaron Griffin	1-7	0-0	0-0	0-2-2	2	2	0	0	1	1	15
Hamady Ndiaye	5-11	3-6	3-5	0-3-3	1	16	4	0	0	1	36
Anthony Farmer	3-6	1-2	2-2	1-2-3	2	9	2	0	0	2	28
Mike Coburn	3-11	1-6	1-2	1-5-6	2	8	3	2	0	1	23
Corey Chandler	3-6	1-2	0-0	4-3-7	2	7	2	3	1	0	29
Earl Pettis	2-7	0-0	1-3	4-2-6	2	5	1	1	2	1	17
Byron Joyes	2-4	1-3	0-0	0-0-0	0	5	0	1	0	0	8
Justin Sofman				2-1-3							
Team											
TOTALS	26-69	9-25	7-12	14-24-38	14	68	13	9	6	6	200

FG%: 1st Half 13-35, .371; 2nd Half 13-34, .382; Game .377; 3-PT%: 1st Half 6-16, .375; 2nd Half 3-9, .333; Game .360; FT%: 1st Half 2-4, .500; 2nd Half 5-8, .625; Game .583; Deadball: 1.

SCORE BY PERIODS

Notre Dame	42	29	71
Rutgers	34	34	68

OFFICIALS: Ed Corbett, Jamie Luckie and Pat Driscoll

TECHNICALS: None

ATTENDANCE: 7,431

Notes: Rob Kurz recorded his eighth double-double of the season with 11 points and a career-high 14 boards ... Tory Jackson led the Irish in scoring for the first time in his career with his second career double-double with a season-high 17 points and 10 assists ... Luke Harangody extended his double-figure scoring streak to 22 games ... Notre Dame won at Rutgers for the second consecutive year ... The win was the third in four BIG EAST road contests.

Notre Dame 82, Pittsburgh 70

February 21, 2008

Joyce Center - Notre Dame, Ind.

GAME 25

	3-pt			REB	PF	TP	A	TO	BK	ST	MIN
	FG-A	FG-A	FTA								
Pittsburgh	3-6	0-3	2-2	1-4-5	2	8	2	0	0	0	30
Gilbert Brown	7-15	3-6	3-4	0-8-8	1	20	1	2	0	1	36
Sam Young	6-11	0-0	2-7	8-5-13	3	14	0	1	3	0	29
DeJuan Blair	6-10	3-6	0-0	1-0-1	3	15	1	0	0	1	30
Keith Benjamin	0-8	0-6	0-0	1-0-1	2	0	2	1	0	0	32
Ronald Ramon	4-10	1-4	1-1	2-1-3	5	10	5	3	0	0	25
Levance Fields	0-4	0-0	2-2	1-2-3	1	2	0	1	1	0	11
Tyrell Biggs	0-0	0-0	1-2	0-0-0	0	1	0	1	0	0	5
Brad Wanamaker	0-1	0-0	0-0	0-1-1	1	0	0	0	0	0	2
Gary McGhee				1-1-2							
Team											
TOTALS	26-65	7-25	11-18	15-22-37	18	70	11	9	4	2	200

FG%: 1st Half 14-33, .424; 2nd Half 12-32, .375; Game .400; 3-PT%: 1st Half 5-13, .385; 2nd Half 2-12, .167; Game .280; FT%: 1st Half 2-5, .400; 2nd Half 9-13, .692; Game .611; Deadball: 3.

	3-pt			REB	PF	TP	A	TO	BK	ST	MIN
	FG-A	FG-A	FTA								
Notre Dame	5-11	2-4	2-2	0-5-5	4	14	1	1	1	0	29
Rob Kurz	2-6	0-0	0-0	2-4-6	4	4	3	1	1	0	27
Zach Hillesland	8-19	0-0	7-8	3-9-12	2	23	1	3	0	2	31
Luke Harangody	6-11	1-3	3-4	6-7-13	0	16	5	0	1	3	37
Tory Jackson	4-12	3-10	4-4	0-2-2	1	15	1	1	0	0	36
Kyle McAlarney	1-1	1-1	0-0	0-0-0	1	3	0	1	0	0	6
Jonathan Peoples	1-4	0-3	0-0	1-0-1	1	2	0	0	0	0	12
Luke Zeller	1-3	1-3	2-2	1-1-2	2	5	3	0	0	0	22
Ryan Ayers				4-0-4							
Team											
TOTALS	28-67	8-24	18-20	17-28-45	15	82	14	7	3	5	200

FG%: 1st Half 12-34, .353; 2nd Half 16-33, .485; Game .418; 3-PT%: 1st Half 12-12, .167; 2nd Half 6-12, .500; Game .333; FT%: 1st Half 4-4, 1.000; 2nd Half 14-16, .875; Game .900; Deadball: 2.

SCORE BY PERIODS

Pittsburgh	35	35	70
Notre Dame	30	52	82

OFFICIALS: Tim Higgins, John Cahill, Michael Stephens

TECHNICALS: None

ATTENDANCE: 11,418

Notes: Notre Dame ran its Joyce Center home win streak to 35 games ... The Irish also won their 16th consecutive BIG EAST game at home (equals the second-best mark all-time) ... Notre Dame reached the 20-win mark for the second straight year and fifth time during head coach Mike Brey's tenure ... The Irish also posted their second straight 10-win BIG EAST season and fifth in the last eight seasons ... Tory Jackson recorded his second straight double-double and third of his career ... Jackson's 13 rebounds marked a career-high ... Luke Harangody registered his 15th double-double and 10th in BIG EAST play ... He also extended his double-figure scoring streak to 23 straight contests and netted 20-plus points for the 14th time ... Notre Dame snapped a five-game losing streak to Pittsburgh and the win was the first for the Irish since a 66-64 victory on February 9, 2003.

Notre Dame 94, Syracuse 87

February 24, 2008

Joyce Center - Notre Dame, Ind.

GAME 26

	3-pt			REB	PF	TP	A	TO	BK	ST	MIN
	FG-A	FG-A	FTA								
Syracuse	2-7	1-4	0-0	0-7-7	5	5	2	2	0	2	29
Donte' Green	7-18	1-2	7-8	5-7-12	4	22	3	2	0	3	40
Paul Harris	4-11	1-3	2-2	3-3-6	3	11	3	1	0	0	24
Kristof Ongenaet	9-17	0-0	1-3	8-4-12	5	19	1	2	3	0	30
Arinze Onuaku	6-21	3-11	2-2	3-1-4	3	17	6	1	1	0	40
Jonny Flynn	1-1	0-0	3-6	2-2-4	3	5	2	1	1	1	14
Rick Jackson	4-7	0-0	0-0	0-2-2	1	8	3	1	0	0	23
Scoop Jardine				3-1-4							
Team											
TOTALS	33-82	6-20	15-21	24-27-51	24	87	20	11	5	6	200

FG%: 1st Half 12-33, .364; 2nd Half 21-49, .429; Game .402; 3-PT%: 1st Half 8-14, .571; 2nd Half 6-9, .444; Game .300; FT%: 1st Half 10-12, .833; 2nd Half 5-9, .556; Game .714; Deadball: 2.

	3-pt			REB	PF	TP	A	TO	BK	ST	MIN
	FG-A	FG-A	FTA								
Notre Dame	3-8	2-4	7-10	0-2-2	3	15	2	3	2	1	30
Rob Kurz	3-3	0-0	0-0	2-2-4	3	6	6	1	3	1	24
Zach Hillesland	6-13	0-0	2-5	2-12-14	3	14	0	3	1	0	31
Luke Harangody	2-3	1-1	5-8	0-2-2	2	10	2	2	0	2	31
Tory Jackson	9-13	9-11	3-3	0-3-3	0	30	4	2	1	1	38
Kyle McAlarney	0-0	0-0	0-0	0-0-0	0	0	0	0	0	0	0
Tyronne Nash	3-3	1-1	0-1	0-0-0	1	7	1	1	0	0	11
Jonathan Peoples	1-3	0-2	0-0	0-1-1	2	2	2	0	0	0	9
Luke Zeller	2-7	1-6	5-6	0-6-6	2	10	4	1	1	2	26
Ryan Ayers				0-1-1							
Team											
TOTALS	29-53	14-25	22-33	4-29-33	16	94	21	13	8	7	200

FG%: 1st Half 16-27, .593; 2nd Half 13-26, .500; Game .547; 3-PT%: 1st Half 8-14, .571; 2nd Half 6-11, .545; Game .560; FT%: 1st Half 6-10, .600; 2nd Half 16-23, .696; Game .667; Deadball: 4.

SCORE BY PERIODS

Syracuse	1	2	F
Notre Dame	36	51	87
Notre Dame	46	48	94

OFFICIALS: Ed Hightower, J.D. Collins, Jamie Luckie

TECHNICALS: None

ATTENDANCE: 11,418

Notes: Notre Dame defeated Syracuse for the third straight time ... The last time an Irish team beat Syracuse in three straight outings was from 1932-42 with a seven-game win streak ... Kyle McAlarney set a Notre Dame school record with nine three-pointers ... McAlarney notched his third 30-point outing of the season ... Notre Dame scored 90-plus points for the sixth time this season and fourth time in BIG EAST play ... Notre Dame won its 36th consecutive game at the Joyce Center and 17th consecutive BIG EAST home game ... Tory Jackson scored in double figures for the fifth straight game, matching a career best ... Zach Hillesland blocked a career-high three shots and had a season-high six assists ... Luke Harangody registered his 16th double-double ... Notre Dame dished off 20-plus assists for the 10th time.

Louisville 90, Notre Dame 85

February 28, 2008

Freedom Hall - Louisville, Ky.

GAME 27

	3-pt			REB	PF	TP	A	TO	BK	ST	MIN
	FG-A	FG-A	FTA								
Notre Dame	3-9	1-5	2-2	2-6-8	5	9	5	0	0	1	32
Rob Kurz	2-4	1-1	2-2	1-4-5	3	7	4	1	0	0	18
Zach Hillesland	16-28	3-4	5-7	5-7-12	4	40	4	2	2	2	32
Luke Harangody	1										

Notre Dame 98, DePaul 91
March 2, 2008
Allstate Arena — Rosemont, Ill.

GAME
28

	3-pt																		
Notre Dame	FG-A	FG-A	FT-A	REB	PF	TP	A	TO	BK	ST	MIN								
Rob Kurz	8-14	4-5	1-2	2-5-7	4	21	2	3	3	0	33								
Zach Hillesland	4-5	0-0	1-2	0-3-3	2	9	7	2	1	2	26								
Luke Harangody	11-18	0-1	2-3	4-5-9	2	24	2	0	3	0	26								
Tory Jackson	4-8	0-0	1-2	1-5-6	3	9	5	1	0	1	34								
Kyle McAlarney	3-10	3-8	4-5	0-4-4	2	13	5	1	0	1	37								
Jonathan Peoples	0-3	0-2	0-0	3-0-3	0	0	5	0	0	0	10								
Luke Zeller	5-6	3-4	0-0	2-0-2	0	13	0	0	0	0	10								
Ryan Ayers	3-4	3-3	0-0	0-0-0	2	9	1	0	0	1	24								
Team				1-0-1															
TOTALS	38-68	13-23	9-14	13-22-35	15	98	27	7	7	5	200								

FG%: 1st Half 20-38, .526; 2nd Half 18-30, .600; Game .559; 3-PT%: 1st Half 6-14, .429; 2nd Half 7-9, .778; Game .565; FT%: 1st Half 1-2, .500; 2nd Half 8-12, .667; Game .643; Deadball: 2.

	3-pt																		
DePaul	FG-A	FG-A	FT-A	REB	PF	TP	A	TO	BK	ST	MIN								
Dar Tucker	10-18	6-9	2-2	3-4-7	0	28	2	0	0	0	34								
Karron Clarke	0-4	0-4	1-2	1-2-3	2	1	0	0	1	0	20								
Wesley Green	4-7	0-1	0-0	1-2-3	2	8	0	1	2	0	15								
Draelon Burns	2-10	1-4	4-4	1-2-3	3	9	0	3	1	1	31								
Cliff Clinkscales	0-2	0-0	0-0	2-2-4	0	0	8	1	0	0	28								
Jabari Currie	4-7	0-1	2-4	1-2-3	3	10	4	0	0	0	17								
Mac Koshwal	8-13	0-0	7-9	4-6-10	2	23	0	0	0	3	25								
Will Walker	5-9	1-3	0-0	0-1-1	3	11	1	0	0	1	24								
Matija Poscic	0-1	0-0	1-2	1-0-1	0	1	0	1	1	0	6								
Team				5-1-6															
TOTALS	33-71	8-22	17-23	19-22-41	15	91	15	7	5	5	200								

FG%: 1st Half 13-35, .371; 2nd Half 20-36, .556; Game .465; 3-PT%: 1st Half 3-12, .250; 2nd Half 5-10, .500; Game .364; FT%: 1st Half 2-2, 1.000; 2nd Half 15-21, .714; Game .739; Deadball: 3.

SCORE BY PERIODS

	1	2	F
Notre Dame	47	51	98
DePaul	31	60	91

OFFICIALS: John Cahill, Karl Hess, Brian O'Connell

TECHNICALS: None

ATTENDANCE: 16,934

Notes: Notre Dame won a school record 12th BIG EAST regular-season game ...The Irish defeated DePaul for the third straight time and won at Allstate Arena for the first time since an 82-69 victory on December 14, 2003 ...The Irish topped 90-plus points for the seventh time and shot 50.0 percent or better for the ninth time ...Rob Kurz' 21 points marked his third 20-plus point outing ... Zach Hillesland's seven assists were a season-high ... Notre Dame dished off 20-plus assists for the 12th time ...Jonathan Peoples' five assists were a career-high.

Notre Dame 68, St. John's 55
March 5, 2008
Joyce Center - Notre Dame, Ind.

GAME
29

	3-pt																		
St. John's	FG-A	FG-A	FT-A	REB	PF	TP	A	TO	BK	ST	MIN								
Anthony Mason Jr.	5-16	4-8	2-2	0-2-2	1	16	0	3	0	1	33								
Dele Coker	1-2	0-0	0-0	1-4-5	5	2	0	2	1	0	14								
Justin Burrell	4-9	0-0	0-0	2-3-5	3	8	2	1	0	1	31								
Eugene Lawrence	3-7	0-3	0-0	1-2-3	0	6	4	3	0	1	30								
DJ Kennedy	5-6	1-2	0-0	3-4-7	1	11	1	0	1	0	28								
Malik Boothe	1-5	0-2	1-2	1-2-3	0	3	4	1	0	0	13								
Larry Wright	1-3	0-2	0-0	0-0-0	1	2	0	0	0	1	10								
Tomas Jasulionis	0-0	0-0	0-0	1-1-2	2	0	0	1	0	0	14								
Sean Evans	1-3	0-0	0-0	0-2-2	1	2	0	1	0	0	14								
Paris Horne	2-5	0-1	1-2	0-2-2	2	5	1	0	2	1	19								
Team				0-0-0															
TOTALS	23-56	5-18	4-6	9-22-31	16	55	12	12	4	5	200								

FG%: 1st Half 10-30, .333; 2nd Half 13-26, .500; Game .411; 3-PT%: 1st Half 1-10, .100; 2nd Half 4-8, .500; Game .278; FT%: 1st Half 0-0, .000; 2nd Half 4-6, .667; Game .667; Deadball: 2.

	3-pt																		
Notre Dame	FG-A	FG-A	FT-A	REB	PF	TP	A	TO	BK	ST	MIN								
Rob Kurz	6-10	1-4	2-3	0-4-4	3	15	0	4	0	1	34								
Zach Hillesland	2-5	0-0	2-3	0-2-2	4	6	6	1	0	2	30								
Luke Harangody	9-12	0-0	2-3	1-5-6	1	20	0	3	1	0	27								
Tory Jackson	2-6	0-0	0-0	1-4-5	0	4	8	4	1	1	34								
Kyle McAlarney	5-9	3-5	0-0	0-2-2	1	13	2	1	0	1	36								
Jonathan Peoples	0-1	0-1	0-0	0-1-1	1	0	3	0	0	0	10								
Luke Zeller	2-3	1-1	0-0	1-3-4	0	5	0	0	0	0	11								
Ryan Ayers	2-6	0-3	1-1	0-1-1	2	5	0	0	0	0	18								
Team				2-2-4															
TOTALS	28-52	5-14	7-10	5-24-29	12	68	19	13	2	5	200								

FG%: 1st Half 14-23, .609; 2nd Half 14-29, .483; Game .538; 3-PT%: 1st Half 3-9, .333; 2nd Half 2-5, .400; Game .357; FT%: 1st Half 2-3, .667; 2nd Half 5-7, .714; Game .700; Deadball: 0.

SCORE BY PERIODS

	1	2	F
St. John's	21	34	55
Notre Dame	33	35	68

OFFICIALS: Ed Corbett, Jim Haney, Glenn Mayborg

TECHNICALS: None

ATTENDANCE: 11,418

Notes: Notre Dame ended the regular season with its second straight undefeated season at home and ran its Joyce Center home win streak to 37 straight, including 18 straight against BIG EAST opponents ...The Irish became the first school in BIG EAST history to finish undefeated at home in back-to-back campaigns ... It also marked the first time that it has happened in the 40-year history of Notre Dame playing at the Joyce Center ... Luke Harangody registered his 17th outing with 20-plus points ... Notre Dame shot better than 50.0 percent for the 10th time this season ... Notre Dame won its 23rd game, marking the second straight year that the Irish have won 23 games during the regular season.

Notre Dame 67, South Florida 60
March 8, 2008
Sun Dome — Tampa, Fla.

GAME
30

	3-pt																		
Notre Dame	FG-A	FG-A	FT-A	REB	PF	TP	A	TO	BK	ST	MIN								
Rob Kurz	6-8	1-2	1-1	1-4-5	5	14	1	1	0	0	19								
Zach Hillesland	4-7	0-0	2-6	1-6-7	2	10	3	2	0	0	28								
Luke Harangody	9-13	0-0	3-4	2-7-9	2	21	2	2	2	2	33								
Tory Jackson	2-8	1-2	0-1	0-4-4	1	5	5	1	1	1	38								
Kyle McAlarney	3-6	2-5	2-2	0-3-3	0	10	4	2	0	1	30								
Tyrene Nash	0-0	0-0	0-0	0-0-0	0	0	0	0	0	0	1								
Jonathan Peoples	0-0	0-0	0-0	0-0-0	0	0	0	0	0	0	11								
Luke Zeller	1-5	0-3	0-0	1-1-2	2	2	1	0	0	0	16								
Ryan Ayers	1-4	1-4	2-2	0-1-1	2	5	3	0	0	1	24								
Team				0-2-2															
TOTALS	26-51	5-16	10-16	5-28-33	14	67	19	8	3	3	200								

FG%: 1st Half 16-31, .516; 2nd Half 10-20, .500; Game .510; 3-PT%: 1st Half 3-11, .273; 2nd Half 2-5, .400; Game .313; FT%: 1st Half 1-1, 1.000; 2nd Half 9-15, .600; Game .625; Deadball: 1.

	3-pt																		
South Florida	FG-A	FG-A	FT-A	REB	PF	TP	A	TO	BK	ST	MIN								
Mobilaji Ajayi	6-9	0-0	0-0	4-5-9	3	12	0	0	0	0	24								
Kentrell Gransberry	3-12	0-0	5-8	3-6-9	1	11	3	4	0	0	36								
Dominique Jones	9-24	1-9	1-1	2-5-7	4	20	1												

Marquette 89, Notre Dame 79
March 13, 2008
Madison Square Garden - New York, N.Y.
BIG EAST Championship (Quarterfinal)

GAME
31

	FG-A	3-pt FG-A	FTA	REB	PF	TP	A	TO	BK	ST	MIN
Marquette											
Dominic James	4-9	2-4	0-0	1-5-6	3	10	6	1	0	2	33
Jerel McNeal	9-16	4-7	6-8	0-6-6	4	28	1	2	1	1	27
Wesley Matthews	4-10	0-2	2-2	3-2-5	1	10	2	4	0	0	32
Lazar Hayward	4-7	0-2	7-11	0-7-7	3	15	1	3	1	1	26
Ousmane Barro	2-3	0-0	2-2	3-4-7	2	6	1	0	3	0	25
Maurice Acker	4-6	2-4	1-2	0-0-0	1	11	3	2	0	1	20
Dan Fitzgerald	3-6	1-4	0-0	1-0-1	0	7	1	0	0	2	15
David Cubillan	0-2	0-2	0-0	0-0-0	0	0	1	1	0	0	9
Dwight Burke	1-1	0-0	0-0	0-2-2	1	2	0	0	0	1	7
Lawrence Blackledge	0-0	0-0	0-0	0-1-1	0	0	0	0	0	0	2
Trevor Mbakwe	0-0	0-0	0-0	0-0-0	1	0	0	0	2	0	4
Team				2-3-5				1			
TOTALS	31-60	9-25	18-25	10-30-40	16	89	16	13	7	8	200

FG%: 1st Half 14-33, .424; 2nd Half 17-27, .630; Game .517; 3-PT%: 1st Half 3-13, .231; 2nd Half 6-12, .500; Game .360; FT%: 1st Half 1-4, .250; 2nd Half 17-21, .810; Game .720; Deadball: 3.

	FG-A	3-pt FG-A	FTA	REB	PF	TP	A	TO	BK	ST	MIN
Notre Dame											
Rob Kurz	3-8	2-5	7-8	3-4-7	3	15	2	3	3	1	37
Zach Hillesland	7-9	0-0	0-0	5-4-9	4	14	0	3	0	0	27
Luke Harangody	5-12	0-0	3-4	0-5-5	5	13	0	3	0	0	25
Tory Jackson	4-14	2-6	0-1	1-3-4	3	10	9	2	0	2	39
Kyle McAlarney	8-18	4-10	0-0	0-1-1	1	20	2	1	0	0	39
Jonathan Peoples	0-0	0-0	0-0	0-0-0	0	0	1	1	0	0	3
Luke Zeller	1-3	1-3	1-2	0-2-2	3	4	0	0	0	2	13
Ryan Ayers	1-3	1-2	0-0	0-3-3	0	3	0	1	0	1	17
Team				2-1-3							
TOTALS	29-67	10-26	11-15	11-23-34	19	79	14	14	3	6	200

FG%: 1st Half 13-32, .406; 2nd Half 16-35, .457; Game .433; 3-PT%: 1st Half 3-8, .375; 2nd Half 7-18, .389; Game .235; FT%: 1st Half 9-10, .900; 2nd Half 2-5, .400; Game .733; Deadball: 1.

	1	2	F
SCORE BY PERIODS			
Marquette	32	57	89
Notre Dame	38	41	79

OFFICIALS: Mike Kitts, Jim Haney, Earl Walton
TECHNICALS: None
ATTENDANCE: 19,562

Notes: Notre Dame fell to 4-13 all-time in BIG EAST Tournament play and 3-8 under Mike Brey ... Luke Harangody became the 47th player in school history to score 1,000 points ... Kyle McAlarney set the single-season three-point mark with 103 three-pointers as he became just the second Irish player with more than 100 three-point field goals in a season ... McAlarney scored 20-plus points for the eighth time ... Zach Hillesland matched his career high in points (14) and season-high in rebounds (9) ... Tory Jackson reached double figures in scoring for the ninth time and dished off eight or more assists for the 11th time.

Notre Dame 68, George Mason 50
March 20, 2008
Pepsi Center - Denver, Colo.
NCAA Tournament (First Round)

GAME
32

	FG-A	3-pt FG-A	FTA	REB	PF	TP	A	TO	BK	ST	MIN
George Mason											
Lewis Birdsong	1-1	0-0	0-0	3-1-4	2	2	0	2	0	0	14
Will Thomas	10-14	0-0	5-9	1-6-7	0	25	3	0	0	3	35
Dre Smith	1-6	1-4	0-0	1-1-2	2	3	0	2	0	0	22
John Vaughan	1-7	1-2	0-0	0-4-4	3	3	1	3	0	0	28
Folarin Campbell	1-12	0-4	2-3	1-4-5	3	4	2	2	0	1	33
Jordan Carter	3-6	1-2	0-0	0-2-2	0	7	0	0	1	1	23
Cam Long	1-6	0-3	2-2	1-2-3	2	4	1	0	1	1	18
Isaiah Tate	1-3	0-2	0-0	0-0-0	2	2	1	1	0	0	16
Chris Fleming	0-2	0-0	0-0	1-1-2	0	0	0	1	0	0	7
Vlad Moldoveanu	0-0	0-0	0-0	0-2-2	0	0	0	0	0	0	4
Team				3-0-3							
TOTALS	19-57	3-17	9-14	11-23-34	14	50	8	11	2	5	200

FG%: 1st Half 9-26, .346; 2nd Half 10-31, .323; Game .333; 3-PT%: 1st Half 2-9, .222; 2nd Half 1-8, .125; Game .176; FT%: 1st Half 1-5, .200; 2nd Half 8-9, .889; Game .643; Deadball: 1.

	FG-A	3-pt FG-A	FTA	REB	PF	TP	A	TO	BK	ST	MIN
Notre Dame											
Rob Kurz	2-6	2-4	0-0	0-0-0	5	6	2	3	4	0	24
Zach Hillesland	3-4	0-0	0-0	2-9-11	0	6	5	1	1	3	31
Luke Harangody	8-19	0-0	2-5	6-8-14	4	18	0	4	0	0	31
Tory Jackson	2-6	1-2	1-2	1-7-8	2	6	2	2	0	0	36
Kyle McAlarney	4-8	3-7	4-4	1-2-3	0	15	4	2	0	0	38
Tyrone Nash	0-0	0-0	0-0	0-0-0	0	0	0	0	0	0	1
Ty Proffitt	0-0	0-0	0-0	0-0-0	0	0	0	0	0	0	1
Jonathan Peoples	0-0	0-0	0-0	0-0-0	1	0	0	0	0	0	5
Tim Abramaitis	1-2	0-0	0-0	1-1-2	0	2	0	0	0	0	7
Luke Zeller	1-2	1-2	0-0	0-3-3	1	3	0	0	0	0	1
Ryan Ayers	5-10	2-6	0-0	0-1-1	2	12	1	0	0	1	25
Team				0-0-0							
TOTALS	26-57	9-21	7-11	11-31-42	15	68	14	13	5	4	200

FG%: 1st Half 12-28, .429; 2nd Half 14-29, .483; Game .456; 3-PT%: 1st Half 6-14, .429; 2nd Half 3-7, .429; Game .429; FT%: 1st Half 3-6, .500; 2nd Half 4-5, .800; Game .636; Deadball: 1.

	1	2	F
SCORE BY PERIODS			
George Mason	21	29	50
Notre Dame	33	35	68

OFFICIALS: Scott Thornley, John Hughes, Antonio Petty
TECHNICALS: None
ATTENDANCE: 19,282

Notes: Notre Dame advanced to the second round of the NCAA tournament for the first time since 2003 ... The Irish earned their 25th victory on the season, the most wins ever under Mike Brey ... The 50 points scored by George Mason were the second-fewest ever allowed by an Irish team in an NCAA contest ... Rob Kurz became the 48th player in school history to reach 1,000 career points ... Luke Harangody registered his 18th double-double of the season ... Zach Hillesland's 11 rebounds were a season-high and his three steals matched a career-best.

Washington State 61, Notre Dame 41
March 22, 2008
Pepsi Center - Denver, Colo.
NCAA Tournament (Second Round)

GAME
33

	FG-A	3-pt FG-A	FTA	REB	PF	TP	A	TO	BK	ST	MIN
Notre Dame											
Rob Kurz	3-8	0-2	2-2	2-1-3	4	8	1	1	1	0	32
Zach Hillesland	0-2	0-0	2-2	0-4-4	1	2	1	3	0	0	27
Luke Harangody	3-17	0-1	4-4	7-15-22	1	10	2	2	1	1	36
Tory Jackson	2-7	1-2	2-2	3-1-4	3	7	2	1	0	0	31
Kyle McAlarney	5-13	2-8	0-1	0-3-3	3	12	1	4	0	0	37
Tyrone Nash	0-0	0-0	0-0	0-0-0	0	0	0	1	0	0	1
Ty Proffitt	0-0	0-0	0-0	0-0-0	0	0	0	0	0	0	1
Jonathan Peoples	0-0	0-0	2-2	0-0-0	2	2	0	1	0	0	7
Tim Abramaitis	0-0	0-0	0-0	0-1-1	0	0	0	0	0	0	1
Luke Zeller	0-2	0-2	0-0	0-0-0	1	0	0	0	1	1	7
Ryan Ayers	0-4	0-2	0-0	0-1-1	1	0	0	0	0	1	20
Team				0-0-0							
TOTALS	13-53	3-17	12-13	12-26-38	16	41	7	13	3	3	200

FG%: 1st Half 7-28, .250; 2nd Half 6-25, .240; Game .245; 3-PT%: 1st Half 1-8, .125; 2nd Half 2-9, .222; Game .176; FT%: 1st Half 4-4, 1.000; 2nd Half 8-9, .889; Game .923; Deadball: 0.

	FG-A	3-pt FG-A	FTA	REB	PF	TP	A	TO	BK	ST	MIN
Washington State											
Kyle Weaver	6-11	0-1	3-5	1-8-9	0	15	3	1	1	3	37
Robbie Cowgill	6-7	0-0	0-0	2-3-5	1	12	1	0	0	0	38
Aron Baynes	2-7	0-0	2-4	3-8-11	4	6	0	2	0	0	23
Derrick Low	6-15	2-9	4-4	1-1-2	2	18	3	2	0	3	35
Taylor Rochestie	2-8	2-6	0-1	0-4-4	1	6	7	2	0	2	38
Nikola Koprivica	0-0	0-0	0-0	0-0-0	0	0	0	0	0	0	1
Thomas Abercrombie	0-0	0-0	0-0	0-0-0	0	0	0	0	0	0	1
Jeremy Cross	0-1	0-0	0-0	0-0-0	0	0	0	0	0	0	1
Daven Harmeling	0-1	0-1	0-0	0-0-0	2	0	0	0	0	0	10
Chris Henry	0-0	0-0	0-0	0-0-0	0	0	0	0	0	0	1
Caleb Forrest	2-4	0-0	0-0	1-4-5	5	4	0	0	1	0	15
Team				0-1-1							
TOTALS	24-54	4-17	9-14	8-29-37	15	61	14	7	2	8	200

FG%: 1st Half 13-28, .464; 2nd Half 11-26, .423; Game .444; 3-PT%: 1st Half 2-10, .200; 2nd Half 2-7, .286; Game .235; FT%: 1st Half 4-4, 1.000; 2nd Half 5-10, .500; Game .643; Deadball: 1.

	1	2	F
SCORE BY PERIODS			
Notre Dame	19	22	41
Washington State	32	29	61

OFFICIALS: Mark Whitehead, Ted Valentine, John Hughes
TECHNICALS: None
ATTENDANCE: 19,299

Notes: The 41 points were the fewest scored by a Notre Dame team during the Mike Brey era and fewest ever by an Irish team in an NCAA tournament game ... Notre Dame's 25.0 shooting percentage was the lowest ever under Brey ... Luke Harangody recorded his 19th double-double of the season ... His 22 rebounds were a career-high and second-most by a Notre Dame player ... The 22 boards also were the most in an NCAA contest since Tim Duncan grabbed 22 in a first round game in 1997 ... Notre Dame ends the season with 25 wins, the third-highest win total in school history.

Zach Hillesland scored five points, grabbed a season-high 11 rebounds and matched a career-best with three steals in Notre Dame's first-round NCAA tournament win over George Mason in Denver, Colo.



GAME-BY-GAME STATISTICS

Opponent	Overall		3-Point		FT-A	Pct.	Rebounds						
	FG-A	Pct.	FG-A	Pct.			O-D-T	PF	A	TO	B	S	Pts
Long Island	18-65	.277	6-24	.250	8-9	.889	13-24-37	12	13	12	4	3	50
Notre Dame	35-68	.515	7-17	.412	5-9	.556	13-35-48	12	28	11	9	7	82
Monmouth	13-49	.265	3-20	.150	4-5	.800	4-14-18	16	6	16	2	7	33
Notre Dame	29-57	.509	10-23	.432	8-13	.615	15-31-46	10	15	15	4	6	76
Baylor	24-58	.414	8-22	.364	12-20	.600	15-26-41	21	11	15	4	8	68
Notre Dame	20-59	.339	7-19	.368	17-23	.739	16-22-38	21	10	10	0	6	64
Georgia Tech	27-57	.474	10-17	.588	6-11	.546	10-23-33	26	17	20	1	8	70
Notre Dame	22-54	.407	5-16	.313	20-29	.690	13-19-32	16	14	19	5	11	69
Youngstown State	29-70	.414	11-21	.524	6-14	.429	12-22-34	21	20	12	0	7	75
Notre Dame	32-58	.552	7-17	.412	16-24	.667	11-33-44	14	24	17	5	7	87
Colgate	21-51	.412	8-17	.471	13-17	.766	8-20-28	14	13	17	7	3	63
Notre Dame	32-69	.464	13-28	.464	17-19	.895	18-24-42	16	25	8	3	10	94
Eastern Michigan	25-52	.481	7-15	.467	8-13	.615	11-15-26	15	15	9	2	1	65
Notre Dame	27-48	.563	10-16	.625	12-17	.706	9-19-28	12	18	9	4	2	76
Kansas State	25-64	.391	3-20	.150	6-9	.667	15-26-41	14	10	17	5	6	59
Notre Dame	28-72	.389	5-19	.263	7-10	.700	15-25-44	11	12	15	3	9	68
Northern Illinois	23-67	.343	7-25	.280	9-17	.529	10-17-27	22	15	13	1	7	62
Notre Dame	36-58	.621	14-25	.560	22-35	.629	11-41-52	16	27	11	3	6	108
San Francisco	30-68	.441	6-19	.316	10-13	.769	10-25-35	24	15	14	1	7	76
Notre Dame	27-59	.458	7-17	.412	23-32	.719	11-30-41	12	19	14	2	12	84
Brown	17-52	.327	11-23	.478	9-16	.563	6-19-25	16	13	9	3	4	54
Notre Dame	30-70	.429	13-32	.406	14-17	.824	22-32-54	17	23	7	3	6	87
North Florida	23-64	.359	7-17	.412	5-9	.556	11-27-38	20	15	17	2	6	58
Notre Dame	25-57	.439	7-23	.304	20-27	.741	8-33-41	19	24	12	6	8	77
West Virginia	22-69	.319	5-25	.200	7-11	.636	15-18-33	19	9	9	4	6	56
Notre Dame	24-50	.480	5-12	.417	16-21	.762	12-34-46	11	16	20	3	3	69
Connecticut	27-69	.391	2-17	.118	11-17	.647	14-30-44	16	14	13	12	10	67
Notre Dame	27-73	.370	9-17	.529	10-11	.909	17-31-48	17	18	14	5	7	73
Marquette	34-73	.466	12-24	.500	12-15	.800	13-23-36	23	23	13	4	17	92
Notre Dame	23-58	.397	4-19	.211	16-25	.640	19-27-46	14	13	24	4	6	66
Cincinnati	30-75	.400	6-29	.207	8-11	.727	18-18-36	26	21	16	0	7	74
Notre Dame	24-51	.471	9-17	.529	34-42	.810	11-29-40	15	18	15	1	5	91
Georgetown	28-53	.528	8-20	.400	20-29	.690	8-26-34	20	19	13	4	6	84
Notre Dame	20-61	.328	7-25	.280	18-22	.818	17-25-42	21	10	13	1	7	65
Villanova	32-72	.444	7-21	.333	9-12	.750	14-26-40	29	19	14	2	8	80
Notre Dame	27-53	.509	9-19	.474	27-38	.711	9-29-38	16	20	15	1	7	90
Providence	30-73	.411	8-33	.242	6-16	.375	22-26-48	22	18	15	4	2	74
Notre Dame	27-61	.443	5-16	.313	22-27	.815	11-27-38	17	21	13	4	8	81
DePaul	34-70	.486	11-23	.478	1-3	.333	12-24-36	16	21	12	4	3	80
Notre Dame	32-75	.427	8-22	.364	17-20	.850	21-25-46	8	22	8	4	6	89
Seton Hall	25-71	.352	8-22	.364	11-18	.611	13-18-31	19	14	15	5	14	69
Notre Dame	35-64	.547	9-19	.474	16-23	.696	13-36-49	13	19	18	6	9	95
Marquette	33-73	.452	12-25	.480	5-8	.625	12-25-37	22	19	10	5	8	83
Notre Dame	26-60	.433	10-23	.435	24-31	.774	13-30-43	12	17	13	4	4	86
Connecticut	32-73	.438	8-20	.400	12-19	.632	15-27-42	10	17	8	8	3	84
Notre Dame	30-73	.411	7-24	.292	11-14	.786	17-31-48	17	16	12	1	5	78
Rutgers	26-69	.377	9-25	.360	7-12	.583	14-24-38	14	13	9	6	6	68
Notre Dame	28-67	.418	8-17	.471	7-12	.583	17-32-49	15	15	12	7	4	71
Pittsburgh	26-65	.400	7-25	.280	11-18	.611	15-22-37	18	11	9	4	2	70
Notre Dame	28-67	.418	8-24	.333	18-20	.900	17-28-45	15	14	7	3	5	82
Syracuse	33-82	.402	6-20	.300	15-21	.714	24-27-51	24	20	11	5	6	87
Notre Dame	29-53	.547	14-25	.560	22-33	.667	4-29-33	16	21	13	8	7	94
Louisville	31-58	.534	8-17	.471	20-32	.625	8-25-33	13	15	13	2	12	90
Notre Dame	31-72	.431	12-29	.414	11-13	.846	16-24-40	23	25	16	3	5	85
DePaul	33-71	.465	8-22	.364	17-23	.739	19-22-41	15	15	7	5	5	91
Notre Dame	38-68	.559	13-23	.565	9-14	.643	13-22-35	15	27	7	7	5	98
St. John's	23-56	.411	5-18	.278	4-6	.667	9-22-31	16	12	12	4	5	55
Notre Dame	28-52	.538	5-14	.357	7-10	.700	5-24-29	12	19	13	2	5	68
South Florida	25-65	.385	3-19	.158	7-11	.636	15-25-40	16	17	8	1	3	60
Notre Dame	26-51	.510	5-16	.313	10-16	.625	5-28-33	14	19	8	3	3	67
Marquette	31-60	.517	9-25	.360	18-25	.720	10-30-40	16	16	13	7	8	89
Notre Dame	29-67	.433	10-26	.385	11-15	.733	11-23-34	19	14	14	3	6	79
George Mason	19-57	.333	3-17	.176	9-14	.643	11-23-34	14	8	11	2	5	50
Notre Dame	26-57	.456	9-21	.429	7-11	.636	11-31-42	15	14	13	5	4	68
Washington State	24-54	.444	4-17	.235	9-14	.643	8-29-37	15	14	7	2	8	61
Notre Dame	13-53	.245	3-17	.176	12-13	.923	12-26-38	16	7	13	3	3	41