

NOTRE DAME

SEASON IN REVIEW



Irish Return To NCAA Tournament:

Notre Dame returned to the NCAA Tournament for the first time since 2003 and the fourth time in seven seasons as the No. 6 seed in the Midwest Region. It was the 28th appearance all-time for the Irish program and fourth in seven seasons under head coach Mike Brey. The Irish own a 29-32 (.475) all-time in NCAA tournament action.

Elite Company:

Notre Dame's win against Providence on Feb. 15, 2007 marked the 1,600th in the program's 102-year history. Only 12 other schools have reached the mark: Kentucky, North Carolina, Kansas, Duke, Syracuse, Temple, St. John's, Pennsylvania, Indiana, Utah and UCLA.

Eight Straight Postseason Appearances:

Notre Dame's appearance in the 2007 NCAA tournament field marked the fourth NCAA berth for the Irish in the last seven years. Since 2000, Notre Dame has appeared in either the NCAA or NIT tournaments each of the last eight years. The Irish played in the 2000 NIT and then earned consecutive NCAA tournament berths — 2001, '02, '03, followed by NIT appearances in '04, '05 and '06. This matches the longest stretch of postseason appearances for Irish teams since making eight straight from 1983-90 (NIT in 1983 and '84 and NCAA from 1985-90).

Brey Named BIG EAST Coach of the Year:

Irish head coach Mike Brey was named BIG EAST Coach of the Year after leading his team to an 11-5 record in conference play. Brey engineered one of the most stirring turnarounds in the history of the league after his squad finished with a 6-10

record in 2005-06 season and was picked to finish 11th in the Preseason Coaches Poll at the start of the year. It was the first time he had earned BIG EAST coach-of-the-year accolades and the second time in his 12-year tenure that he was recognized with a coach-of-the-year honor. In 1998, he was named co-Coach of the Year by the America East Conference. Brey also became the second Notre Dame coach to earn the league's top coaching honor after John MacLeod garnered similar honors in 1997.

BIG EAST Awards Haul:


For the first time since becoming a member of the BIG EAST Conference in 1995-96, Notre Dame placed two players on the all-BIG EAST first team and had two players earn all-rookie team honors in the same year. Russell Carter and Colin Falls garnered first-team accolades, while Luke Harangody and Tory Jackson were named to the league's all-rookie squad. With the selection of Carter and Falls to the first team, it marked the second consecutive year a Notre Dame player had garnered first-team all-BIG EAST honors and the fourth and fifth time in seven seasons that players under Brey have earned first-team honors. It also represented the seventh consecutive year that Notre Dame had a player named to one of the all-conference teams under Brey. Harangody and Jackson became the fifth and sixth Irish players to earn all-rookie honors by the league.

Success Across The Board:

Notre Dame ended the 2006-07 season with a 24-8 record and finished fourth in the final BIG EAST regular-season standings (after being picked 11th in the Preseason Coaches Poll) with an 11-5 record. The 24 wins matched the most during Mike Brey's tenure with the Irish. The 24 wins heading into the NCAA Tournament were the most victories by a Notre Dame team since 1974 when Digger Phelps' 1973-74 squad took a 24-2 record into the NCAA postseason.

The Irish closed out the regular season by winning its last five BIG EAST games and finished with 23 victories which marked the most regular-season wins for an Irish team under Brey and the most since the 1985-86 campaign when that team finished with 23 regular-season victories.

Notre Dame registered its fourth 20-win season in seven years and fourth 10-win seasons in conference play. Notre Dame had five more regular-season conference



Tory Jackson became Notre Dame's starting point guard in the 13th game of the season and averaged 7.8 points overall and 9.4 in BIG EAST games. A BIG EAST all-rookie team honoree, he finished the season as the conference assist leader in 16 league games with a 6.0 assist per game average.

wins than it did after it finished with a 6-10 league mark. The Irish also had eight more wins (24) after ending the 2005-06 campaign with a 16-14 record.

Off To The Races:

Notre Dame's 15-2 start was the best for an Irish team since the 1978-79 campaign when that squad began the year with a 17-2 record.

Getting Ahead:

Notre Dame was 4-2 versus ranked opponents in 2006-07 after compiling a 1-7 record versus ranked foes a year ago.

Points A Plenty:

Notre Dame averaged 81.0 points per game (eighth in the nation) and topped the 90-point mark nine times and scored 80-plus points on 19 occasions. It also marked the highest points per game average for an Irish team under Mike Brey.

Single Digit Losses:

Notre Dame finished with single-digit losses for the first time since the 1988-89 season when that Irish team ended the year with a 21-9 record.

12 BIG EAST Wins Most In A Single Season:

The victory over Syracuse in the quarterfinals of the BIG EAST Tournament marked Notre Dame's 12th over a BIG EAST opponent. No Irish team in its 12 seasons as a member of the BIG EAST Conference had won 12 games over league foes.

Orange Sliced:

Notre Dame's back-to-back wins over Syracuse during the regular season and in the quarterfinals of the BIG EAST Championship marked the first time since 1997 that an Irish team had won consecutive outings over the Orange. During that season, Notre Dame earned a 69-52 win on Jan. 2 at the Joyce Center and a 73-58 victory at the Carrier Dome 16 days later on Jan. 18.

A New Single-Season Home Record:

Notre Dame's victory against Marquette improved the Irish to 18-0 at the Joyce Center last season. The 18 home victories were a Joyce Center single-season record. The previous record was 16 — 1976-77 (16-1), 1980-81 (16-1), 1982-83 (16-3) and 1999-00 (16-4).

Unblemished At Home:

Notre Dame's 18-0 record at home in 2006-07 marked just the third time since the opening of the Joyce Center in 1968-69 that an Irish team has finished undefeated at home during the regular season. Only two Notre Dame squads have ever completed a season undefeated at home — the 1973-74 and 1985-86 squads both finished their campaigns with identical 15-0 records. The Irish were the only BIG EAST team without a loss in a home game last season. Dating back to the 2005-06 campaign, Notre Dame has won 20 consecutive games at home — a streak which is tied for sixth among all Division I teams and is the third longest in school history, as well as the longest during Mike Brey's tenure.

BIG EAST 100:

Notre Dame's victory over Marquette on Feb. 24 was the 100th for the Irish in BIG EAST regular-season play. Since becoming a league member at the start of the 1995-96 campaign, Notre Dame is 101-99 all-time in conference regular-season action. Irish teams have averaged 8.4 wins in their 12 seasons and 9.3 wins during head coach Mike Brey's tenure.

Most Regular Season Wins:

Notre Dame's 23 regular-season victories were the most for an Irish team under head coach Mike Brey and the most regular-season wins since the 1985-86 campaign (that team also had 23 before losing in the first round of the NCAA tournament).

Record Holder:

Colin Falls became Notre Dame's career three-point leader against Cincinnati on Feb. 18 as he connected on five three-point field goals. He eclipsed the career mark of 302 formerly held by Chris Thomas. In 121 career outings he had 331 three-pointers for an average of 2.7 per game.



A first-team all-BIG EAST selection, Colin Falls finished up his career Notre Dame's most prolific three-point shooter. A three-year starter, he topped the Irish career list with 331 three-point field goals. Falls also became the 46th player in school history to score 1,000 career points, netting 1,387 for an 11.5 career scoring average.


Record Holder II:

Colin Falls became the BIG EAST Conference's career three-point leader against Marquette and finished his career with 189 in 64 career league outings. The previous mark of 183 was held by Syracuse's Gerry McNamara (2002-06).

A Record-Setting Night At The Carrier Dome:

Notre Dame's 103-91 victory over Syracuse on Jan. 30 produced some record-setting numbers for the Irish:

- The 103 points were the most-ever scored by an opponent at the Carrier Dome and first time in 10 years that an opponent had scored 100-plus points in that building.
- It was the most points scored by any team in the 37 games of the series. The previous high was 101 by Notre Dame in a 101-98 victory at the Carrier Dome on Feb. 15, 1992.
- The 61 first-half points were the most scored by an Irish team and were the most scored in the first half of a BIG EAST game (one shy of the conference record).
- The 61 points also were the most in a half by an Irish team in a regulation game since scoring 64 (in the second half) against Virginia Tech on Feb. 22, 2003.
- All five starters scored in double figures for the first time since Jan. 11, 2006 versus Syracuse at the Joyce Center.
- Notre Dame did not score a field goal in the final 10:51 of the contest and scored its final 24 points of the game from the free-throw line.
- In addition to scoring 61 first-half points, Notre Dame shot 55.8 percent (24-43) in the first half, was 10-17 (.588) from three-point range, dished off 17 assists and turned the ball over just twice.



Rob Kurz had an outstanding junior season with career-bests of 12.6 ppg. and a team-leading 8.0 rebounds. He also led the team with nine double-doubles.

A member of the BIG EAST All-Rookie team, Luke Harangody started 16 games for the Irish during the 2006-07 campaign. He averaged 11.2 points and was the squad's second leading rebounder



Not An Ordinary Irish Day:

The 48 points Notre Dame scored in its 66-48 loss to Georgetown on Jan. 6 were the fewest by an Irish team in BIG EAST play in 11-plus seasons as a conference member. The point total also matched the lowest by a Notre Dame squad under Mike Brey (the Irish also scored 48 points in 61-48 loss to North Carolina State on Nov. 26, 2005). That game also marked just the second time under Brey that the Irish scored under 50 points in a contest. Russell Carter was the only Notre Dame player in double figures as he scored 12 points, marking the first time this season that the Irish did not have multiple players in double figures.

Winning Impressively:

Ten of Notre Dame's 24 victories were by 24 or more points as the Irish outscored their opponents by a +13.0 margin (81.0 to 68.0). Coach Mike Brey's squad posted wins of 30-plus points in six games — IPFW (+43 points), Lafayette (+32 points), Winston-Salem (+45 points), Elon (+31 points), Army (+41 points) and Rider (+50). The 50-point win over Rider on Dec. 28 was the largest margin of victory since a 126-73 win (53 points) over Miami on Feb. 22, 1986. The 99 points scored by Notre Dame in its victory over Alabama were the most by an Irish team over a top-10 opponent since Feb. 15, 1992, a 101-98 victory at No. 10 Syracuse.

Irish Love The BB&T Classic:

With its win over Maryland (81-74) at the BB&T Classic on Dec. 3, Notre Dame improved to 3-0 overall in the event. The Irish won the title in December of 2002 by knocking off the defending national champion Maryland (ranked ninth and eighth in the Associated Press and ESPN/USA Today polls) 79-67 in the first round and then dispatching second-ranked Texas (who advanced to the Final Four that spring) 98-92 in the championship game.

BIG EAST Formula For Success Under Brey:

Since his arrival at Notre Dame, Mike Brey has led Notre Dame to a 66-46 (.589) record in BIG EAST regular-season games and a 3-7 mark in tournament play for an overall record of 69-53 (.566) against league foes. In Brey's first season, the Irish posted their first-ever winning record in BIG EAST play and won the BIG EAST West Division title with an 11-5 mark. Prior to Brey's arrival at Notre Dame, Irish teams had a 35-53 (.398) regular-season record since joining the league in 1995-96.

Welcome To The Club:

Senior Colin Falls became the 46th player in Notre Dame history to score 1,000 points with his 13-point outing against Winston-Salem State on Nov. 29. Falls ended his career with 1,387 career points for a 11.5 career scoring average. He played in 121 career outings and started 90 contests.



Russell Carter garnered first-team all-BIG EAST honors in his final season with as he averaged a team-leading 17.1 points. Carter topped the 20-plus point mark on 11 occasions in his senior season. He finished his career 17 points short of reaching 1,000 career points.

Honors and Awards

Tim Andree

BIG EAST Academic All-Star Team

Ryan Ayers

Notre Dame Team Irish Award

Mike Brey

Oppenheimer Funds/BIG EAST Coach of the Year

Russell Carter

USBWA All-District V Team
 First Team NABC District 10 Team
 First Team All-BIG EAST
 BIG EAST All-Tournament Team
 Notre Dame Monogram Club Team Co-MVP
 BIG EAST Player of the Week (week of Dec. 11)
 BIG EAST Weekly Honor Roll (weeks of Dec. 27, Jan. 2 and Jan. 15)

Colin Falls

Second Team NABC District 10
 First Team All-BIG EAST
 CBS Chevrolet Player of the Game vs. Winthrop (March 16, 2007)
 Notre Dame Monogram Club Team Co-MVP
 BIG EAST Weekly Honor Roll (weeks of Jan. 29, Feb. 5 and Feb. 19)
 Wendell Smith Award (MVP of the DePaul game)
 BIG EAST Academic All-Star Team

Luke Harangody

BIG EAST All-Rookie Team
 Rivals.com National Rookie of the Week (week of Feb. 26)
 BIG EAST Rookie of the Week (week of Nov. 20, Jan. 2 and Jan. 15)
 BIG EAST Weekly Honor Roll (week of Feb. 26)
 Note Dame Co-Outstanding Freshman Award

Joe Harden

BIG EAST Academic All-Star Team

Zach Hillesland

Notre Dame Most Improved Player Award
 BIG EAST Academic All-Star Team

Rob Kurz

BIG EAST Weekly Honor Roll (weeks of Dec. 4 and Dec. 18)
 Notre Dame Best Rebounder Award

Tory Jackson

BIG EAST All-Rookie Team
 BIG EAST Rookie of the Week (week of Feb. 26)
 Notre Dame Best Defensive Player Award
 Notre Dame Co-Outstanding Freshman Award

Kyle McAlamey


BIG EAST Weekly Honor Roll (week of Dec. 11)

Kieran Piller

BIG EAST Academic All-Star Team

Luke Zeller

Notre Dame Club of St. Joseph Valley
 Rockne Student-Athlete Award
 BIG EAST Academic All-Star Team



43

RUSSELL CARTER

Guard • 6-4 • 220

Paulsboro, N.J. (Paulsboro)

SENIOR SEASON (2006-07):

Served as tri-captain along with teammates Rob Kurz and Colin Falls ... First Team All-BIG EAST and was named to the BIG EAST All-Tournament Team ... garnered National Association Basketball Coaches (NABC) First Team District 10 honors ... led the Irish in scoring for the first time in his career with a career-best 17.1 points per game ... also averaged a personal best 4.9 rebounds per game ... played in all 32 contests and earned starts in 31 of those outings ... was selected to the BIG EAST All-Tournament Team after averaging 22.5 points and 7.5 rebounds ... scored 24 points and grabbed six rebounds in the quarterfinal win over Syracuse and followed that up with a 21-point effort against Georgetown in its semifinal contest while also grabbing nine rebounds ... finished off his career with a 12-point performance against Winthrop ... led the Irish in scoring in 14 games, including a string of six straight contests ... netted double figures in all but three contests and 20-plus points in 11 contests ... scored in double figures in 46 games during his career ... started the first 24 games of the season ... missed first start of the season against Providence, but started in 30 of 31 contests ... had been in the starting lineup in 37 consecutive contests prior to that game ... registered his first 30-plus point outing of his career when he netted 32 points against St. John's as he connected on a career-best 10 field goals on 20 attempts ... scored 18 of those points in the second half, including the first nine points of that half ... scored in double figures in 28 of 31 contests ... scored in double figures in the first 18 games of the season which marked the longest double-figure scoring streak of his career ... was the only player who had scored in double figures in all 18 games prior to being held to nine points against South Florida ... in second meeting against Bulls, finished with 14 points and seven rebounds ... also failed to score in double figures in first meeting against DePaul as he was held to nine points win at Cincinnati when finished with just three points as he connected on just one three-pointer ... scored 20-plus points in 14 games ... tallied a career-high 28 points against Portland as he connected on 8-16 shots from the field and 5-10 from three-point range ... finished with 26 points (a career-high in a BIG EAST game) in loss to Villanova, in addition to grabbing four rebounds and dishing off four assists ... notched first double-double of the season and second of his career against Seton Hall as he tallied 24 points and grabbed 10 rebounds ... in win over Marquette, scored 13 points and grabbed eight rebounds ... netted 27 points in win over fourth-ranked Alabama as he connected on 9-16 from the field and made a then personal-best six three-pointers on 11 attempts ... also grabbed five rebounds and made five steals in 37 minutes of action ... scored 19 points in win over West Virginia ... scored 14 points in win against Villanova and finished with three rebounds and two blocked shots ... in win over Syracuse, scored 18 points and grabbed six rebounds ... in coming off the bench

against Providence, scored 15 points and grabbed four rebounds ... scored 13 points in win over DePaul ... finished with 17 points and grabbed five rebounds against Rutgers ... earned BIG EAST player-of-the-week honors for the week of Dec. 11 following his performance against Crimson Tide, marking the first time in his career that he was selected for the honor ... followed that performance with his fourth 20-point outing of the season as he netted 21 points against Elon ... finished the game shooting 7-11 from the field and 5-7 from three-point range ... also grabbed six rebounds (equaling season-high) and matched his career-high with four assists ... his 76 points against Alabama, Elon and Portland was the highest three-game scoring total of his career and marked the second time in his career that he scored 20-plus points in three consecutive contests ... notched his sixth 20-plus point effort of the season against Stony Brook with a 23-point effort that included a career-high seven three-pointers ... scored 20 points in season opener against IPFW and against Lafayette ... grabbed season-high six rebounds in win over the Mastodons ... had five rebounds and four steals in win over Lafayette ... scored 14 points and grabbed five rebounds against Lehigh ... netted 15 points, grabbed seven rebounds and dished off a career-high five assists against Rider ... named to the BIG EAST Weekly Honor Roll for the weeks of Dec. 27 and Jan. 2 and Jan. 15.

JUNIOR SEASON (2005-06):

Played in all 30 games and earned starting appearances on 28 occasions ... the only two contests he did not start were against Marquette and Georgetown ... his non-start in first game against Marquette snapped a streak of 16 consecutive starting appearances (started final game of his sophomore season and first 15 games of his junior year) ... more than tripled scoring average from his sophomore season as he averaged 11.5 points and 5.1 rebounds ... led the Irish in scoring on five occasions ... reached double figures in 17 games and scored 20-plus points on four occasions ... prior to the season, had only reached double figures in one game ... team leader with 48 steals ... played 30-plus minutes 16 games, including a career-best 41 versus Pittsburgh ... had string of playing 30-plus minutes in eight straight games ... produced string of three consecutive 20-plus point performances against Marquette (20), Providence (21) and DePaul (22) which marked the first time in his career with three straight 20-point outings as he led the Irish in scoring in each of those contests ... the 63 points combined in the three games was at time the highest three-game scoring total of his career ... combined for 41 points in two-game effort versus Louisville (24) and Rutgers (17) ... first-ever string of four consecutive games in double figures came against Louisville (24), Rutgers (17), South Florida (13) and Seton Hall (17) ... first time in his career that he scored double figures in three consecutive outings was against Alabama, Florida International and IPFW as he scored 11 points in each of those contests ... also scored in double figures in consecutive games against Fordham, Wofford and Pittsburgh ... netted 10 points against Fordham and then had back-to-back 16 point performances versus Wofford and



CARTER'S CAREER STATISTICS

YEAR	G-S	MIN/AVG	FG-FGA	PCT.	3-Point FG-FGA	PCT.	FT-FTA	PCT.	Rebounds				AST.	STL	BLK	PF-D	PTS/AVG
									O	D	TOT	AVG.					
2003-04	11-0	23/2.1	3-9	.333	2-5	.400	1-2	.500	1	3	4	0.4	0	1	1	5-0	9/0.8
BIG EAST	4-0	5/1.3	2-3	.667	1-2	.500	0-0	.000	0	1	1	0.3	0	0	0	2-0	5/1.3
2004-05	24-1	204/8.5	30-61	.492	12-24	.500	11-18	.611	19	14	33	1.4	9	8	2	31-0	83/3.5
BIG EAST	14-0	75/5.4	11-18	.611	5-8	.625	1-5	.200	4	5	9	0.6	3	2	1	13-0	28/2.0
2005-06	30-28	862/28.7	105-232	.453	41-100	.410	94-138	.681	57	97	154	5.1	44	48	9	70-2	345/11.5
BIG EAST	16-14	480/30.0	65-137	.474	27-61	.443	55-80	.688	36	55	91	5.7	22	22	4	39-2	212/13.3
2006-07	32-31	974/30.4	191-443	.431	84-213	.394	80-112	.714	40	117	157	4.9	59	51	11	70-1	546/17.1
BIG EAST	16-15	499/31.2	88-219	.402	34-100	.340	47-60	.783	24	54	78	4.9	25	17	10	31-0	257/16.1
TOTALS	97-60	2063/21.3	329-745	.442	139-342	.406	186-270	.689	117	231	348	3.6	112	108	23	176-3	983/10.1
BIG EAST	50-29	1059/21.1	166-377	.440	67-171	.391	103-145	.710	64	115	179	3.5	50	41	15	85-2	502/10.0


Pittsburgh and registered his first 20-point outing of his career in scoring a career-high 24 points against Louisville as he connected on a career-best 72.7 percent from the field (8-11) and .66.7 percent from three-point range (4-6) ... followed that performance up with a 17-point effort against Rutgers as he was 5-11 from the field and 4-7 from three-point range ... notched the second 20-plus point performance of his career in second meeting against Marquette as he finished with 20 points on 5-9 shooting from the field (4-5 from three-point range) and hauled in five rebounds ... was 5-8 from the field and 9-11 from the line (both career-bests) against Providence in win on the road in addition to grabbing eight rebounds and making four steals ... scored 22 points in second meeting with DePaul as he was 7-13 from the field and 3-7 from three-point range ... grabbed nine rebounds in both the West Virginia and Rutgers contests ... his four three-pointers against Louisville and Rutgers are career bests ... grabbed a career-high 14 rebounds and registered first-ever career double-double when he finished with 11 points versus IPFW ... against the Mastodons, he also made a career-high six steals ... scored 12 points against North Carolina State and also was in double figures in win at Alabama (11 points) ... grabbed seven rebounds against Michigan which, at the time, matched a career best ... recorded his 100th career rebound against DePaul ... netted double figures for the eighth time with a 15-point effort against Syracuse in 21 minutes ... made a career-high eight free throws on 11 attempts and finished with 14 points versus Villanova ... led Irish in scoring with 13 points against South Florida ... finished with 17 points on 5-7 shooting from the field versus Seton Hall, in addition to hitting on 3-4 from three-point range ... also grabbed eight rebounds and dished off four assists ... scored eight points and grabbed seven boards in loss to Connecticut ... grabbed seven-plus rebounds in eight contests ... scored 12 points in BIG EAST Tournament loss to Georgetown ... recipient of Wendell Smith Award as MVP of Notre Dame-DePaul game on March 4 ... named to BIG EAST Weekly Honor Roll on March 6 following performances against Providence and DePaul.

SOPHOMORE SEASON (2004-05):

Played in 24 games, averaging 3.5 points and 1.4 rebounds ... made first career start in NIT first round game against Holy Cross and finished with seven points while playing a career-high 23 minutes ... scored a career-high 12 points (second double-figures scoring effort of his career) against Rutgers in first round of the BIG EAST Tournament as he connected on 4-9 from the field, while playing a then career-high 22 minutes ... scored 11 points (first double-digit performance of his career) and grabbed a career-high seven rebounds playing 20 minutes in the win over Samford ... finished 4-6 from the field and 3-4 from three-point range ... scored six points against DePaul as he finished 2-4 from the field ... saw his first action of the season against IPFW and scored two points ... also played against Charleston Southern ... played 12 minutes, while registering five rebounds and two steals, against Army ... played a career-high 15 minutes and tallied seven points in the win over Marist ... had four points and four rebounds against Western Illinois ... scored five points in eight minutes against Seton Hall ... netted seven points in 10 minutes off the bench against Syracuse ... scored six points in 10 minutes versus UCLA ... had four points in six minutes against Pittsburgh in second meeting ... played 10-plus minutes in nine contests.

FRESHMAN SEASON (2003-04):

Played in 11 contests during his rookie season ... saw action in his first collegiate contest coming off the bench to play five minutes against Mount St. Mary's ... registered his first collegiate points in that game as he hit his only three-point field goal attempt of the game on a shot just before the conclusion of the first half ... played a career-high seven minutes in Central Michigan contest ... saw action in four BIG EAST contests - Rutgers, Providence, Georgetown and St. John's ... connected on his only other three-point shot of the season in win at St. John's ... came off the bench in Notre Dame's first-round win over Purdue in the NIT.



CAREER STATS vs. THE BIG EAST

Opponent	G-GS	Min.	FG-FGA	3Pt FG-FGA	FT-FTA	Reb.	Ast	PF	BS	ST	Pts.
Cincinnati	1-1	15/15.0	1-6	1-3	0-0	3/3.0	1	3	0	0	3/3.0
Connecticut	3-1	44/14.7	3-11	1-4	1-1	8/2.7	1	3	0	2	12/4.0
DePaul	4-4	136/34.0	18-49	6-23	9-12	22/5.5	8	3	2	6	51/12.8
Georgetown	7-3	147/21.0	18-51	9-25	11-16	20/2.8	7	8	1	4	56/8.0
Louisville	2-2	76/38.0	15-25	7-11	6-6	9/4.5	2	4	1	6	43/21.5
Marquette	3-2	63/21.0	8-21	4-9	13-16	13/4.3	3	10	3	1	33/11.0
Pittsburgh	3-1	58/19.3	7-16	2-7	7-10	7/2.3	4	6	0	2	23/7.7
Providence	4-1	69/17.3	10-18	5-13	12-18	14/3.5	0	9	0	4	37/9.3
Rutgers	4-2	92/23.0	16-37	8-16	6-11	16/4.0	1	5	0	4	38/9.5
St. John's	3-1	50/16.7	12-23	5-11	8-10	6/2.0	3	3	1	2	37/12.3
Seton Hall	3-2	77/25.7	15-24	8-12	8-10	18/6.0	7	4	0	2	46/15.3
South Florida	3-3	90/30.0	14-38	3-15	5-10	17/5.7	3	8	2	6	36/12.0
Syracuse	5-3	101/20.5	22-48	10-23	10-24	20/4.0	3	11	0	6	44/8.8
Villanova	5-3	101/20.2	16-39	8-20	17-21	14/2.8	7	12	4	1	57/11.4
West Virginia	3-2	50/16.7	13-28	2-8	3-4	12/4.0	3	6	1	2	31/10.3

AWARDS AND HONORS:

First Team All-BIG EAST (2007) ... BIG EAST All-Tournament Team (2007) ... NABC District 10 First Team (2007) ... USBWA All-District V (2007) ... Notre Dame Monogram Club Team MVP (2007) ... BIG EAST Player of the Week (Week of Dec. 27, 2006, Jan. 2, 2007 and Jan. 15, 2007) ... BIG EAST Weekly Honor Roll (week of March 6, 2006) ... Wendell Smith Award (March 4, 2006) ... Notre Dame Most Improved Player Award.

HIGH SCHOOL:

Enjoyed stellar four-year career at Paulsboro ... finished as the school's second all-time leading scorer with 2,287 career points ... averaged 30.0 points, 11.2 rebounds and 3.4 assists during final scholastic season in leading Paulsboro to a 24-4 record in 2002-03 ... named the '03 Boys' Basketball Player of the Year by the *Courier-Post* and *Newark Star Ledger* ... two-time South Jersey scoring champion ... garnered first-team all-state honors ... led his prep team to consecutive NJSIAA South Jersey Group 1 titles in his junior and senior season ... a two-time all-Colonial Conference selection, he helped the Red Raiders capture conference and regional crowns in '03 en route to berth in state finals ... his career point total ranks 17th all-time in South Jersey ... scored 869 points during his senior year and became just the fifth player in South Jersey boys prep history to lead the region in scoring in back-to-back seasons ... established school record for three-point field goals in a game with nine ... served as team captain during his junior and senior seasons ... coached by Michael Ricci.

PERSONAL:

Hails from an athletic family - father Russell played football at Pittsburgh; cousin Sean Redman played football at Penn State; and uncle George Jamison played football at Cincinnati ... full name is Russell Demetrius Carter ... oldest of three children ... son of Russell and Tina Carter ... born 3-30-85 in Frankfurt, Germany ... graduated from the College of Arts and Letters with a degree in sociology and minors in Spanish and computer applications.

CAREER HIGHS

Points: 32 vs. St. John's (1-23-07)	Free Throws Attempted: 11 vs. Providence (3-1-06)
Field Goals: 10 vs. St. John's (1-23-07)	Free-Throw Percentage: 1.000 on 12 occasions
Field Goals Attempted: 21 vs. Georgetown (3-9-07)	Rebounds: 14 vs. IPFW (12-18-05)
Field-Goal Percentage: 1.000 on five occasions	Assists: 5 vs. Rider (12-27-06)
Three-Point Field Goals: 7 vs. Stony Brook (12-30-06)	Blocked Shots: 2 vs. Villanova (1-17-07) and (1-27-07)
Three-Point Field Goals Attempted: 12 vs. Georgetown (3-9-07)	Steals: 6 vs. IPFW (12-18-05)
Three-Point Field Goal Percentage: 1.000 on eight occasions	Minutes: 41 vs. Pittsburgh (1-4-06)
Free Throws: 9 vs. Providence (3-1-06)	

GAME-BY-GAME 2003-04

+Games started

Opponent	Min.	3Pt			Rebounds									
		FG- FGA	FG- FGA	FT- FTA	Off	Def	Tot	Ast	PF	BS	ST	Pts		
Northern Illinois	DNP													
Mount St. Mary's	5	1-2	1-2	0-0	0	1	1	0	0	1	0	3		
Marquette	1	0-0	0-0	0-0	0	0	0	0	0	0	0	0		
Central Michigan	7	0-2	0-2	0-0	1	0	1	0	2	0	1	0		
Indiana	DNP													
DePaul	1	0-0	0-0	0-0	0	0	0	0	0	0	0	0		
American	DNP													
Quinnipiac	3	0-2	0-0	1-2	0	1	1	0	1	0	0	1		
Morehead State	1	0-0	0-0	0-0	0	0	0	0	0	0	0	0		
West Virginia	DNP													
Villanova	DNP													
Pittsburgh	DNP													
Syracuse	DNP													
Virginia Tech	DNP													
Kentucky	DNP													
Miami	DNP													
Rutgers	1	0-0	0-0	0-0	0	0	0	0	0	0	0	0		
Boston College	DNP													
Pittsburgh	DNP													
Connecticut	DNP													
Seton Hall	DNP													
Syracuse	DNP													
Connecticut	DNP													
Providence	2	0-1	0-1	0-0	0	1	1	0	0	0	0	0		
UCLA	DNP													
Georgetown	1	1-1	0-0	0-0	0	0	0	0	1	0	0	2		
St. John's	2	1-1	1-1	0-0	0	0	0	0	1	0	0	3		
West Virginia	DNP													
Connecticut	DNP													
Purdue	1	0-0	0-0	0-0	0	0	0	0	0	0	0	0		
St. Louis	DNP													
Oregon	DNP													

GAME-BY-GAME 2004-05

+Games started

Opponent	Min.	3Pt			Rebounds									
		FG- FGA	FG- FGA	FT- FTA	Off	Def	Tot	Ast	PF	BS	ST	Pts		
Harvard	DNP													
IPFW	6	1-2	0-3	0-0	1	0	1	2	0	0	1	2		
Charleston Southern	2	0-0	0-0	0-0	0	0	0	0	1	0	0	0		
Michigan	DNP													
Indiana	DNP													
DePaul	4	2-4	1-2	1-1	0	0	0	0	2	0	0	6		
Army	12	0-4	0-2	0-0	4	1	5	0	2	0	2	0		
Marist	15	3-7	1-2	0-0	2	1	3	0	1	1	0	7		
Western Illinois	15	2-6	0-1	0-0	3	1	4	1	4	0	0	4		
Samford	20	3-4	1-1	4-6	4	3	7	2	3	0	1	11		
Seton Hall	8	2-3	1-1	0-0	0	0	0	0	0	0	0	5		
Villanova	4	0-0	0-0	0-0	0	1	1	0	2	0	0	0		
Syracuse	10	3-4	1-1	0-1	2	0	2	0	2	0	1	7		
St. John's	9	1-2	0-1	0-0	0	1	1	1	1	0	0	2		
West Virginia	4	1-1	1-1	0-0	0	0	0	0	2	0	0	3		
Georgetown	9	0-1	0-0	1-2	1	0	1	0	1	0	0	1		
Villanova	2	1-1	1-1	0-0	0	0	0	0	0	0	0	3		
Connecticut	4	0-0	0-0	0-0	0	1	1	1	2	0	0	0		
Syracuse	3	0-2	0-1	0-2	1	0	1	0	1	0	1	0		
Boston College	2	0-0	0-0	0-0	0	1	1	0	0	0	0	0		
Pittsburgh	11	1-1	1-1	0-0	0	1	1	0	1	0	0	3		
Georgetown	2	0-0	0-0	0-0	0	0	0	0	0	1	0	0		
Providence	DNP													
Connecticut	1	0-0	0-0	0-0	0	0	0	0	0	0	0	0		
UCLA	10	2-3	2-2	0-0	0	1	1	0	0	0	0	6		
Rutgers	DNP													
Pittsburgh	6	2-3	0-1	0-0	0	0	0	1	1	0	0	4		
Rutgers	22	4-9	1-2	3-4	1	1	2	0	3	0	1	12		
+Holy Cross	23	2-4	1-3	2-2	0	1	1	1	2	0	1	7		

GAME-BY-GAME 2005-06

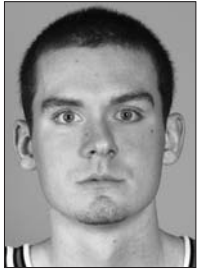
+Games started

Opponent	Min.	3Pt			Rebounds									
		FG- FGA	FG- FGA	FT- FTA	Off	Def	Tot	Ast	PF	BS	ST	Pts		
+Lafayette	25	2-5	1-3	4-6	1	1	2	1	2	0	2	9		
+Hofstra	24	2-4	1-1	1-2	1	2	3	3	2	0	1	6		
+NC State	33	4-9	0-4	4-8	1	2	3	1	3	1	3	12		
+Michigan	33	2-7	0-3	0-0	3	4	7	4	3	0	2	4		
+Alabama	26	4-8	1-1	2-4	3	2	5	0	2	1	3	11		
+Fla. International	20	4-6	1-1	2-2	0	2	2	1	1	1	0	11		
+IPFW	38	2-10	1-2	6-7	5	9	14	2	2	1	6	11		
+Niagara	18	3-6	2-3	0-0	1	4	5	2	2	0	2	8		
+Columbia	24	1-6	1-3	4-8	2	3	5	0	2	0	2	7		
+Fordham	21	4-8	0-2	2-2	1	2	3	3	0	0	0	10		
+Wofford	30	4-9	1-5	7-9	0	1	1	0	2	1	1	16		
+Pittsburgh	41	4-12	1-5	7-10	4	2	6	3	4	0	2	16		
+DePaul	37	3-11	1-5	0-0	3	4	7	2	0	1	1	7		
+Syracuse	21	6-10	1-3	2-4	3	2	5	0	1	0	0	15		
+Providence	4	0-0	0-0	1-2	1	0	1	0	2	0	0	1		
Marquette	1	0-0	0-0	0-0	0	0	0	0	1	0	0	0		
Georgetown	34	2-6	1-3	3-4	3	1	4	3	1	0	1	8		
+Villanova	31	3-8	0-2	8-11	1	5	6	2	5	0	1	14		
+West Virginia	33	4-10	1-2	0-0	3	6	9	2	3	1	1	9		
+Louisville	38	8-11	4-6	4-4	1	5	6	1	3	1	3	24		
+Rutgers	31	5-11	4-7	3-6	4	5	9	1	1	0	1	17		
+South Florida	30	5-10	1-3	2-7	3	2	5	1	4	0	3	13		
+Seton Hall	38	5-7	3-4	4-6	2	6	8	4	3	0	1	17		
+Connecticut	39	3-11	1-4	1-1	2	5	7	0	1	0	2	8		
+Marquette	29	5-9	4-5	6-8	2	3	5	2	5	1	0	20		
+Providence	35	5-8	2-5	9-11	1	7	8	0	3	0	4	21		
+DePaul	37	7-13	3-7	5-6	3	2	5	1	2	0	2	22		
+Georgetown	35	3-7	2-4	4-5	1	3	4	1	3	0	0	12		
+Vanderbilt	29	2-3	1-2	3-4	1	3	4	3	3	0	2	8		
+Michigan	26	3-7	2-5	0-1	1	4	5	1	4	0	2	8		

GAME-BY-GAME 2006-07

+Games started

Opponent	Min.	3Pt			Rebounds									
		FG- FGA	FG- FGA	FT- FTA	Off	Def	Tot	Ast	PF	BS	ST	Pts		
+IPFW	30	7-15	3-6	3-6	2	4	6	2	1	0	0	20		
+Butler	31	6-13	3-6	0-1	0	5	5	1	2	0	1	15		
+Lafayette	23	8-12	3-5	1-1	0	5	5	3	3	0	4	20		
+The Citadel	25	5-14	2-4	2-3	0	4	4	2	1	1	1	14		
+Lehigh	35	6-14	0-4	2-4	0	5	5	1	1	0	3	14		
+Winston-Salem	23	4-9	2-5	0-0	2	1	3	3	2	0	2	10		
+Maryland	22	5-13	1-3	2-4	1	4	5	0	4	0	4	13		
+Alabama	37	9-16	6-11	3-6	1	4	5	2	2	9	5	27		
+Elon	28	7-11	5-7	2-2	0	6	6	4	3	0	1	21		
+Portland	35	8-16	5-10	7-8	1	3	4	2	3	0	1	28		
+Army	25	4-11	2-6	2-3	1	1	2	3	2	0	1	12		
+Rider	31	5-12	2-7	3-3	1	6	7	5	2	0	5	15		
+Stony Brook	26	8-12	7-11	0-0	1	1	2	4	4	0	2	23		
+Louisville	38	7-14	3-5	2-2	2	1	3	1	1	0	3	19		
+Georgetown	27	5-15	1-6	1-1	2	0	2	2	2	0	1	12		
+West Virginia	37	8-17	0-5	3-4	1	2	3	1	1	0	1	19		
+Seton Hall	31	8-14	4-7	4-4	2	8	10	3	1	0	1	24		
+Villanova	36	9-19	6-11	2-2	1	3	4	4	2	2	0	26		
+South Florida	23	4-13	0-4	1-1	3	2	5	2	3	1	2	9		
+St. John's	39	10-20	4-9	8-10	2	3	5	2	1	1	2	32		
+Villanova	28	3-11	1-6	7-8	1	2	3	1	3	2	0	14		
+Syracuse	33	5-12	4-7	4-6	1	5	6	2	4	0	2	18		
+South Florida	37	5-15	2-8	2-2	2	5	7	0	1	1	1	14		
+DePaul	34	4-12	1-7	0-0	0	5	5	3	1	0	2	9		
Providence	28	5-9	3-7	2-5	1	3	4	0	2	0	0	15		
+Cincinnati	15	1-6	1-3	0-0	0	3	3	0	0	0	0	3		
+DePaul	28	4-13	1-4	4-6	1	4	5	2	0	1	1	13		
+Marquette	33	3-12	0-4	7-8	1	7	8	1	4	2	0	13		
+Rutgers	32	7-17	3-7	0-1	4	1	5	0	3	0	1	17		



COLIN FALLS

Guard • 6-5 • 200
Park Ridge, Ill. (Loyola Academy)

15

SENIOR SEASON (2006-07):

Served as tri-captain along with teammates Russell Carter and Rob Kurz ... concluded his career as the most prolific three-point shooter in Notre Dame and BIG EAST Conference history ... finished out his four years in an Irish uniform as the all-time Notre Dame three-point leader with 331 and all-time BIG EAST leader with 189 ... a First Team all-BIG EAST honoree along with teammate Russell Carter ... also earned NABC District 10 Second Team ... averaged career bests of 15.3 points and 2.8 rebounds ... netted double figures in 24 games and 20-plus points in nine contests ... was the leading scorer for the Irish in nine games, including a string of six consecutive outings (the longest of his career) ... netted double figures in the final 15 games of his career (most consecutive games in double figures during his career) ... one of three Irish players with 20-plus points in BIG EAST Championship quarterfinal win over Syracuse as he scored 23 points ... finished with 14 points against Georgetown in BIG EAST semifinal loss and also in NCAA Tournament first-round loss to Winthrop ... scored in double figures in 60 career outings ... established Notre Dame three-point record against Cincinnati on Feb. 18 as he connected on 5-8 three-pointers (6-11 overall from the field) and finished with 23 points ... scored 11 consecutive points (three three-pointers and two free throws) in leading the Irish to the victory over the Bearcats ... became BIG EAST career three-point leader against Marquette on Feb. 24 with his four three-pointers as he eclipsed the three-point mark of 183 set by Syracuse's Gerry McNamara from 2002-06 ... scored 14 points and grabbed a career-high eight rebounds against the Golden Eagles ... played in all 64 BIG EAST games during his career and finished with 189 career three-pointers ... with his 23 points in BIG EAST Tournament quarterfinal win over Syracuse, he hit a season-high seven three-pointers in the contest and tied a BIG EAST tournament record with 17 three-point attempts as all 17 of his shots came from three-point range ... scored all of his game-high 19 points in win over DePaul in the first half ... missed the first game of his career against Elon after undergoing shock wave therapy treatment on Dec. 8 for plantar fasciitis in his left foot and also missed the Portland contest ... had played in all 99 career games up to that point and made 60 consecutive starts ... played in 121 of 123 career games and made 90 starts (made 82 consecutive starts in the games he has played) ... became the 46th player in Notre Dame history to score 1,000 career points when he finished with 13 against Winston-Salem St. ... closed out BIG EAST regular-season with a 22-point performance in win at Rutgers as he connected on five three-pointers ... returned to the lineup after sitting out the Elon and Portland games against Army which marked the 100th career outing ... netted a then season-high 24 points in his return, hitting his first seven shots as he connected on 9-11 shots from the field and was 6-8 from three-point range ... scored a season-high

26 points in loss at South Florida ... equaled a career-best when he connected on 10 field goals in the game (on 18 attempts) and matched season-best with six three-pointers ... also grabbed six rebounds in the contest ... followed that performance with a 20-point outing in loss at DePaul ... scored 20-plus points in win over Villanova when he scored a game-high 23 points, grabbed three rebounds and dished off two assists in 40 minutes ... netted a season-high 21 points against Lehigh as he connected on 6-11 shots from the field and was 4-8 from three-point range ... scored a season-high 17 points versus Butler ... grabbed a career-best seven boards in win over The Citadel ... connected on 9-10 from the free-throw line and finished with 14 points versus Maryland while playing nearly the entire game ... topped the 20-plus point mark for the second time in 2006-07 as he scored 20 points in win over fourth-ranked Alabama ... was a career-best 12-13 from the free-throw line ... connected on 6-10 shots from the field against Stony Brook and finished with 17 points ... scored seven points, grabbed four rebounds and dished off a season-high five assists against Louisville ... played all 40 minutes against West Virginia and netted 14 points in 5-8 performance from the field that included hitting 4-7 shots from three-point range ... played just 19 minutes against Seton Hall because of a stomach virus and finished with four points which came off of a three-pointer and a free throw ... was 5-10 from the field against Villanova and finished with 17 points in loss to Wildcats ... scored 14 points and dished off five assists (matching a season-high) against Seton Hall ... connected on five three-point field goals and finished with 16 points and five rebounds in 39 minutes against St. John's ... scored 16 points and played 36 minutes before fouling out in win over Syracuse ... played all 40 minutes in win over Providence and matched season-high with five assists ... recipient of the Wendell Smith Award as MVP of the DePaul game on Feb. 20 ... named to the BIG EAST Weekly Honor Roll for the weeks of Jan. 29, Feb. 5 and Feb. 19.

JUNIOR SEASON (2005-06):

Has played in every game (91) during his Notre Dame career and has been in the starting lineup on 60 occasions ... averaged career-best 13.8 points per game as second-leading scorer ... also netted double figures on 18 occasions and in 35 games during his career ... one of two player (in addition to Torin Francis) to start all 30 games in 2005-06 ... set Notre Dame single-season record with 102 three-pointers ... became the first Irish player to make more than 100 three-pointers in a single season with his four three-pointers against Vanderbilt ... first player in school history with 90-plus three-pointers in two seasons ... topped the 20-point mark on seven occasions ... scored a career-high 32 points versus Seton Hall (first 30-plus point performance of his career) as he connected on a career-high 10 field goals on 17 attempts and eight three-pointers (matching a career-best and school record he shares) ... followed that performance up with a 23-point effort versus Connecticut as he made nine field goals on a career-high 19 attempts and was 5-14 from three-point range ... the 55 points in the two outings were the most points he scored in back-to-back games and marked the second time in his career and season that he scored 20-plus points in back-to-back outings ... connected on six three-pointers and finished with 21 points in loss to Georgetown in first round of BIG EAST Tournament ... held scoreless for just the eighth time in his career in loss to Michigan as he was 0-3 from the field in third game of the season ... in subsequent game against Alabama on the road, he connected on seven three-pointers, including six in the first half and finished with 24 points ... scored a season-high 26 points against DePaul on 8-13 from the field and 6-11 from three-point range ... followed performance against Blue Demons with 18-point effort against Syracuse as all six of his field goals were from three-point range ... registered first career double-double in that contest as well as he finished with a career-high 10 assists ... scored 24 points, hitting on 8-12 from the field and 5-9 from three-point range against Providence and then finished with 21 points, hitting 6-14 from beyond the arc, against Marquette which marked the first time in his career that he registered 20-plus points in back-to-back outings ... scored 18 points in double overtime loss to Georgetown ... hit four-point play (three-pointer and free throw) with one second remaining in regulation to send the game into first overtime session ... the 108-point total five consecutive games versus DePaul (26), Syracuse (18), Providence (24), Marquette (21) and Georgetown (18) was highest five-game point total of his career ... held to just nine points in double-overtime loss to Pittsburgh on the road but connected on two three-pointers in final 19 seconds of regulation to send the game into overtime ... scored 18 points on the road hitting six three-pointers and matched career-best with five rebounds in one-point loss at West Virginia ... held to just five

FALLS' CAREER STATISTICS

YEAR	G-S	MIN/AVG	FG-FGA	PCT.	3-Point		FT-FTA	PCT.	Rebounds				AST.	STL	BLK	PF-D	PTS/AVG
					FG-FGA	PCT.			O	D	TOT	AVG.					
2003-04	32-8	499/15.6	47-115	.409	37-94	.394	16-23	.696	12	30	42	1.3	28	11	3	38-0	147/4.6
BIG EAST	16-2	196/12.3	19-45	.422	16-39	.410	11-16	.688	6	12	18	1.1	11	6	1	21-0	65/4.1
2004-05	29-22	901/31.1	101-261	.387	93-225	.413	70-78	.897	13	47	60	2.1	40	24	6	60-1	365/12.6
BIG EAST	16-16	567/35.4	65-171	.380	61-147	.415	52-58	.897	7	29	36	2.3	24	12	3	41-1	243/15.2
2005-06	30-30	1057/35.2	129-323	.399	102-257	.397	55-69	.797	10	57	67	2.2	52	18	9	62-2	415/13.8
BIG EAST	16-16	589/36.8	74-177	.412	58-146	.397	33-40	.825	9	36	45	2.8	30	7	6	34-1	237/14.8
2006-07	30-30	1072/34.2	138-314	.439	99-250	.396	85-102	.833	10	75	85	2.8	72	32	5	67-2	460/15.3
BIG EAST	16-16	570/35.6	78-173	.451	54-134	.403	44-52	.846	6	39	45	2.8	41	22	3	41-2	254/15.9
TOTALS	121-90	3484/28.8	415-1013	.410	331-826	.401	226-272	.831	45	209	254	2.1	192	85	23	227-5	1387/11.5
BIG EAST	64-50	1922/30.0	236-566	.416	189-466	.405	140-168	.833	28	116	144	2.3	106	47	13	137-4	799/12.4

points in second meeting with DePaul, but hit a key three-pointer near the end of the contest that helped ensure the victory over the Blue Demons ... scored 15 points in first-round win over Vanderbilt in National Invitation Tournament ... was fouled a total of eight times while shooting the three-pointer and has converted on 16-22 from the free-throw line following being fouled ... finished 13th nationally in three-point field percentage with 3.4 per game.

SOPHOMORE SEASON (2004-05):

Played in all 29 contests and made starts in each of the last 22 games ... averaged 12.6 points and 2.1 rebounds ... scored a career-high 28 points when he connected on a career-high eight three-pointers against Pittsburgh in regular-season finale ... the eight three-pointers also tied a school record... hit 8-16 from the field overall and 8-14 from three-point range against the Panthers ... scored 20-plus points in four contests and reached double figures in 15 games ... his 93 three-pointers were the most-ever by a Notre Dame sophomore ... his six-game double-digit scoring streak early in the season was a career-high ... matched personal best with 23-point performance in Notre Dame's win over previously unbeaten Boston College as he connected on a personal-best 8-14 shots and was 7-12 (also a career-high) from three-point range ... scored a career-high 23 points in win over St. John's as he connected on a personal best six three-pointers ... netted first 20-point performance of his career when he registered a then career-high 20 points against DePaul ... finished 7-10 from the field and 5-7 from three-point range ... followed that with a game-high 16-point effort against Army as he finished 5-9 from the field and 3-7 from three-point range ... dished off a career-best five assists against the Cadets ... prior to the DePaul game all of his field goals (8) and attempts (20) for the season had been from three-point range ... 3-4 against IPFW and 3-7 versus Michigan from three-point range ... ripped down a season-high five rebounds against Marist ... scored 17 points on 5-9 shooting versus Western Illinois ... tallied 19 points including the game-winning three-pointer with four seconds remaining in the BIG EAST opener versus Seton Hall ... led Irish in scoring for the fourth time this season with 19-point effort against West Virginia ... has scored in double figures in 18 career games and on 13 occasions this season. ... hit three-pointer that gave the Irish the lead (54-53) with six seconds remaining in eventual loss at Georgetown ... played all 40 minutes for the first time in his career in Notre Dame's loss to Syracuse and finished with nine points ... had 13 points and tied a career-high with three steals against Georgetown ... hit 6-12 shots from the field and 6-10 from three-point range in scoring a team-high 19 points ... also played in entire game against Holy Cross when he finished with 18 points ... led the Irish in scoring in nine contests.

FRESHMAN SEASON (2003-04):

Only freshman to see action in all 32 games during the 2003-04 campaign ... averaged 4.6 points and 1.6 rebounds while playing an average of 15.6 minutes per game and earning starts in eight games ... became long-range shooting threat for the Irish with 37 of his 47 total field goals coming from three-point range ... produced game-winning three-pointer with 15.8 seconds remaining in Notre Dame's victory over West Virginia in the first round of the 2004 BIG EAST Championship ... netted double figures on five occasions, including career bests of 12 points twice ... his first 12-point performance came against DePaul as he hit 4-8 from the field — all from three-point range...earned first career start against Central Michigan and started each of Notre Dame's first two BIG EAST games versus West Virginia and Villanova ... matched his career-high against Villanova with all 12 of his points coming in the first half and from three-point range ... shot a season-high 80.0 percent from the field, nailing 4-5 from three-point range ... in first career start, which came against Central Michigan, scored 11 points ... also had 11 points in Notre Dame's win at Saint John's where he was 4-

CAREER STATS vs. THE BIG EAST

Opponent	G-GS	Min.	3Pt			Reb.	Ast	PF	BS	ST	Pts.
			FG- FGA	FG- FGA	FT- FTA						
Cincinnati	1-1	36/36.0	6-11	5-8	6-6	1/1.0	4	4	0	0	23/23.0
Connecticut	6-3	149/24.8	21-54	15-44	6-9	12/2.0	4	5	1	4	44/73.3
DePaul	4-4	135/33.8	22-40	13-28	13-14	7/1.8	4	9	2	5	70/17.5
Georgetown	7-6	246/35.1	22-63	22-56	19-20	9/1.3	8	18	0	9	85/12.1
Louisville	2-2	81/40.5	7-22	5-17	2-2	8/4.0	6	4	1	3	21/10.5
Marquette	3-3	104/34.7	12-32	11-28	5-5	11/3.7	4	7	0	3	40/13.3
Pittsburgh	5-3	129/25.8	15-45	14-39	7-8	8/1.6	6	11	0	2	51/10.2
Providence	5-4	160/32.0	16-35	10-32	13-15	13/2.6	10	9	2	3	65/11.0
Rutgers	5-4	151/30.2	15-43	12-31	1-6	10/2.0	6	5	2	2	49/9.8
St. John's	3-2	89/29.7	16-34	14-29	4-5	8/2.7	4	7	1	2	50/16.7
Seton Hall	4-3	93/23.3	14-30	12-27	15-17	7/1.8	1	8	0	1	55/13.8
South Florida	3-3	105/35.0	16-40	9-31	8-11	11/3.7	10	10	0	4	49/16.3
Syracuse	7-5	209/29.8	25-59	24-56	12-14	2/2.0	27	17	1	2	85/12.1
Villanova	6-6	203/33.8	19-40	16-32	19-21	15/2.5	13	14	1	2	73/12.2
West Virginia	5-4	141/28.2	18-39	17-35	6-7	12/2.4	5	4	2	3	59/11.8

5 from the field including 3-4 from three-point range ... in loss at Connecticut, scored 10 points and grabbed three rebounds...on nine occasions, played 20-plus minutes ... played a career-high 33 minutes against Central Michigan and also played 30 minutes in win over Quinnipiac ... missed his first seven three-point attempts and finally nailed his first shot from beyond the arc in first half of loss to CMU ... netted nine points in win over American and scored eight points in loss to Indiana and in win over Quinnipiac ... grabbed a season-high five boards versus Mount St. Mary's and Quinnipiac ... netted six points in loss at Rutgers ... scored seven points and dished off a career-high three assists versus Morehead State ... came off the bench and played 16 minutes against Virginia Tech scoring five points and dishing off two assists ... averaged 4.7 points in Notre Dame's three NIT games ... scored six points against both Purdue and Oregon.

HONORS AND AWARDS:

First Team All-BIG EAST (2007) ... NABC District 10 Second Team (2007) ... CBS Chevrolet Player of the Game vs. Winthrop (March 16, 2007) ... Notre Dame Monogram Club Team MVP Award (2007) ... BIG EAST Weekly Honor Roll (weeks of Jan. 29, 2007, Feb. 5, 2007 and Feb. 19, 2007) ... BIG EAST BIG EAST Academic All-Star Team (2006-07 and 2005-06) ... Wendell Smith Award (2007) ... CBS Player of the Game vs. Pittsburgh (March 5, 2005) ... Notre Dame Team Irish Award (2006).

HIGH SCHOOL:

Averaged 25.0 points, 7.0 rebounds and 4.0 assists in final scholastic campaign ... a four-year letter winner at Loyola Academy, he finished as the school's all-time leading scorer with 2,045 career points ... holder of seven school records — three point field goals made (209), free throws made (548), free throw percentage (.840), rebounds (569), assists (242) and steals (152) ... had best performance of prep career in final scholastic season when he poured in 51 points versus Prospect High School ... two-time all-state selection ... garnered first team all-state honors from the *News Gazette* in '05 ... a four-time Chicago Catholic League all-conference choice and three-time first-team honoree ... served as team captain in final two scholastic campaigns ... averaged 24.0 points, 5.5 rebounds and 4.0 assists during his junior year and earned second-team all-state honors ... named MVP of the Wheeling Christmas Tournament and Niles West Tournament after leading Loyola to team title during the 2001-02 campaign ... named to the Chicago Catholic League of the Year as a sophomore after averaging 17.0 points and helping his team to a 23-6 record and regional championship ... in the summer of '01, he played with former Irish teammate Rick Comette on the Illinois Warriors AAU squad that captured the 17-and-under national championship title ... played for the East team in EA Sports Roundball Classic which lost to the West squad 120-119 ... in 22 minutes scored eight points grabbed three rebounds and dished off two assists ... also played in the Chicago Catholic League All-Star Game ... played for John O'Loughlin and Bryan Tucker.

PERSONAL:

Brother Brendan played on the Lawrence University basketball team ... full name is Colin James Falls ... middle child of three children ... son of Don and Ann Falls ... represented men's basketball team on the Student Athlete Advisory Council (SAAC) during the 2006-07 school year ... born 6-9-85 in Chicago, Ill ... graduated from the Mendoza College of Business with a degree in management entrepreneurship.



CAREER HIGHS

Points:

32 vs. Seton Hall (2-18-06)

Field Goals:

10 vs. Seton Hall (2-18-06) and South Florida (2-3-07)

Field Goals Attempted:

19 vs. Connecticut (2-21-06)

Field-Goal Percentage:

1.000 on four occasions

Three-Point Field Goals:

8 vs. Pittsburgh (3-5-05) and Seton Hall (2-18-06)

Three-Point Field Goals Attempted:

17 vs. 20 vs. Syracuse (3-8-07)

Three-Point Field Goal Percentage:

1.000 on three occasions

Free Throws:

12 vs. Alabama (12-7-06)

Free Throws Attempted:

13 vs. Alabama (12-7-06)

Free-Throw Percentage:

1.000 on 33 occasions

Rebounds:

8 vs. Marquette (2-24-07)

Assists:

10 vs. Syracuse (1-11-06)

Blocked Shots:

2 vs. DePaul (1-7-06) and West Virginia (1-9-07)

Steals:

3 on five occasions

Minutes:

47 vs. Georgetown (1-24-06)

GAME-BY-GAME 2003-04

+Games started

Opponent	Min.	3Pt.			Rebounds								
		FG- FGA	FG- FGA	FT- FTA	Off	Def	Tot	Ast	PF	BS	ST	Pts	
Northern Illinois	18	0-4	0-3	1-2	0	1	1	2	1	0	0	1	4
Mount St. Mary's	22	2-5	1-1	0-0	2	3	5	0	0	1	0	4	1
Marquette	10	0-1	0-1	0-0	1	1	2	0	1	0	0	0	0
+Central Michigan	33	4-11	3-9	0-0	0	1	1	2	4	0	1	11	
Indiana	20	2-5	2-4	2-2	0	2	2	1	1	0	0	8	
+DePaul	25	4-8	4-8	0-0	0	0	0	1	1	0	0	12	
+American	29	3-7	3-6	0-0	1	0	1	1	1	0	1	9	
+Quinnipiac	30	2-6	2-5	2-2	0	5	5	1	3	0	1	8	
+Morehead State	21	3-7	1-4	0-0	0	2	2	3	1	0	1	7	
+West Virginia	9	0-1	0-1	2-2	0	2	2	0	2	0	1	2	
+Villanova	21	4-5	4-5	0-1	0	2	2	0	1	0	0	12	
Pittsburgh	9	1-2	1-2	0-0	0	0	0	1	1	2	0	3	
Syracuse	13	0-1	0-1	0-0	0	2	2	1	1	0	0	0	
Virginia Tech	16	1-5	0-4	3-4	0	1	1	2	1	0	0	5	
Kentucky	8	0-1	0-0	0-0	0	0	0	1	0	0	0	0	
Miami	10	0-2	0-1	2-3	0	0	0	1	1	0	0	2	
Rutgers	9	2-3	2-3	0-0	0	0	0	0	3	0	0	6	
Boston College	10	1-1	1-1	0-0	1	1	2	1	2	0	0	3	
Pittsburgh	8	1-3	1-3	0-0	0	0	0	0	1	0	0	3	
Connecticut	7	0-2	0-2	0-0	0	0	0	0	0	0	0	7	
Seton Hall	4	0-0	0-0	0-0	0	0	0	0	1	0	0	0	
Syracuse	10	1-1	1-1	2-3	0	1	1	1	0	0	0	5	
Connecticut	20	3-5	2-4	2-3	2	1	3	0	1	0	1	10	
Providence	19	0-5	0-4	0-0	3	0	3	2	1	0	3	0	
+UCLA	13	0-1	0-1	0-0	0	0	0	1	0	0	0	0	
Georgetown	15	1-4	1-3	0-0	0	1	1	0	3	0	1	3	
St. John's	16	4-5	3-4	0-0	0	1	1	2	3	1	0	11	
West Virginia	14	2-3	2-3	0-0	0	0	0	1	1	0	0	6	
Connecticut	18	1-5	0-4	0-0	0	0	0	1	0	1	0	2	
Purdue	17	2-2	2-2	0-1	0	1	1	2	1	0	1	6	
Saint Louis	16	1-2	0-1	0-0	0	1	1	0	0	0	0	2	
Oregon	9	2-2	2-2	0-0	1	0	1	0	2	0	0	6	

GAME-BY-GAME 2004-05

+Games started

Opponent	Min.	3Pt.			Rebounds								
		FG- FGA	FG- FGA	FT- FTA	Off	Def	Tot	Ast	PF	BS	ST	Pts	
Harvard	18	1-4	1-4	0-0	0	0	0	0	0	0	0	3	
IPFW	15	3-4	3-4	0-0	0	0	0	0	3	0	1	9	
Charleston Southern	18	1-3	1-3	2-2	0	0	0	1	1	0	1	5	
Michigan	24	3-7	3-7	0-0	2	1	3	2	2	0	2	9	
Indiana	16	0-2	0-2	0-0	1	1	2	1	0	0	0	0	
DePaul	23	7-10	5-7	1-1	1	1	2	1	1	0	1	20	
Army	30	5-9	3-7	3-4	0	3	3	5	0	1	2	16	
+Marist	28	2-7	2-6	0-0	0	5	5	1	0	1	1	6	
+Western Illinois	29	5-9	5-9	2-2	1	2	3	2	2	0	1	17	
+Samford	28	3-7	3-6	0-0	1	1	2	1	2	1	0	9	
+Seton Hall	34	3-10	3-6	10-11	1	3	4	2	0	0	1	19	
+Villanova	37	3-6	3-5	7-7	0	2	2	2	3	1	0	16	
+Syracuse	32	3-9	3-9	5-5	0	3	3	3	2	0	0	14	
+St. John's	34	7-16	6-13	3-3	0	2	2	1	4	0	0	23	
+West Virginia	38	5-13	5-12	4-4	0	4	4	2	1	0	0	19	
+Georgetown	33	3-7	3-6	4-5	0	0	0	0	4	0	1	13	
+Villanova	34	1-6	1-4	0-0	1	3	4	1	5	0	0	3	
+Connecticut	30	2-11	2-10	3-3	1	2	3	3	4	0	2	9	
+Syracuse	40	3-9	3-8	0-0	1	0	1	4	2	1	0	9	
+Boston College	39	8-14	7-12	0-0	0	4	4	1	2	0	0	23	
+Pittsburgh	34	2-11	1-10	3-3	0	1	1	1	2	0	1	8	
+Georgetown	39	2-8	2-7	2-7	1	0	1	1	1	0	3	13	
+Providence	36	3-12	3-11	0-0	0	3	3	2	2	0	1	9	
+Connecticut	29	6-12	6-10	1-3	0	0	0	0	3	0	1	19	
+UCLA	29	1-6	1-5	4-5	0	1	1	1	2	0	2	7	
+Rutgers	39	6-11	5-10	1-2	1	1	2	1	0	1	1	18	
+Pittsburgh	39	8-16	8-14	4-5	1	1	2	2	2	0	1	28	
+Rutgers	36	1-10	1-8	0-0	0	1	1	1	2	0	0	3	
+Holy Cross	40	4-12	4-10	6-6	0	2	2	0	4	0	1	18	

GAME-BY-GAME 2005-06

+Games started

Opponent	Min.	3Pt.			Rebounds								
		FG- FGA	FG- FGA	FT- FTA	Off	Def	Tot	Ast	PF	BS	ST	Pts	
+Lafayette	29	5-13	5-10	0-2	0	0	0	3	1	0	1	15	
+Hofstra	35	5-13	5-12	4-6	0	1	1	0	2	1	1	19	
+NC State	34	1-9	1-8	0-0	0	1	1	2	1	0	0	3	
+Michigan	28	0-3	0-3	0-0	0	2	2	1	2	1	1	0	
+Alabama	40	7-17	7-14	3-4	0	1	1	1	3	0	1	24	
+Fla. International	27	5-9	3-6	0-0	0	3	3	1	1	1	2	13	
+IPFW	36	6-16	3-7	0-0	0	1	1	2	5	0	0	15	
+Niagara	37	6-13	5-10	2-2	0	2	2	5	2	0	2	19	
+Columbia	30	2-12	2-9	4-4	0	3	3	2	2	0	0	10	
+Fordham	35	2-6	0-4	0-0	0	2	2	1	0	0	1	4	
+Wofford	26	2-5	1-4	2-2	0	3	3	1	2	0	0	7	
+Pittsburgh	39	3-13	3-10	0-0	0	5	5	2	5	0	0	9	
+DePaul	38	8-13	6-11	4-5	0	3	3	0	3	2	1	26	
+Syracuse	39	6-11	5-10	0-0	2	2	4	10	4	0	0	18	
+Providence	38	8-12	5-9	3-3	0	4	4	0	2	1	0	24	
+Marquette	38	6-14	6-14	3-3	0	3	3	1	0	0	1	21	
+Georgetown	47	5-15	5-13	3-3	2	1	3	2	4	0	0	18	
+Villanova	37	0-2	0-1	2-2	0	1	1	5	0	0	0	2	
+West Virginia	40	6-14	6-12	0-0	1	4	5	1	0	0	1	18	
+Louisville	44	4-10	4-9	2-2	1	3	4	1	3	1	1	14	
+Rutgers	29	3-7	1-3	0-3	1	3	4	2	3	1	0	7	
+South Florida	35	1-10	0-9	7-8	0	1	1	3	1	0	0	9	
+Seton Hall	36	10-17	8-15	4-5	1	2	3	0	2	0	0	32	
+Connecticut	45	9-19	5-14	0-0	1	3	4	0	0	0	0	23	
+Marquette	31	1-9	1-7	2-2	0	0	0	1	3	0	1	5	
+Providence	27	2-7	1-5	1-2	0	0	0	1	2	1	1	6	
+DePaul	26	1-4	1-4	2-2	0	1	1	1	2	0	1	5	
+Georgetown	40	6-12	6-11	3-3	1	0	1	1	2	0	0	21	
+Vanderbilt	35	4-9	4-8	3-5	0	2	2	2	1	0	0	15	
+Michigan	36	5-9	2-5	1-1	0	0	0	0	4	0	2	13	

GAME-BY-GAME 2006-07

+Games started

Opponent	Min.	3Pt.			Rebounds								
		FG- FGA	FG- FGA	FT- FTA	Off	Def	Tot	Ast	PF	BS	ST	Pts	
+IPFW	30	1-5	1-5	3-4	0	3	3	2	1	0	2	6	
+Butler	38	5-11	4-7	3-5	0	3	3	1	0	0	1	17	
+Lafayette	30	3-7	2-5	0-0	1	2	3	2	2	0	1	8	
+The Citadel	30	3-10	3-10	2-2	0	7	7	4	1	0	1	11	
+Lehigh	37	6-11	4-8	5-6	0	3	3	0	2	0	0	21	
+Winston-Salem	25	4-8	3-7	2-2	0	4	4	1	1	1	0	13	
+Maryland	40	2-9	1-8	9-10	1	3	4	3	2	0	1	14	
+Alabama	34	3-8	2-7	12-13	0	1	1	4	4	0	0	20	
Elon	DNP - Inj.												
Portland	DNP - Inj.												
+Army	18	9-11	6-8	0-1	0	2	2	1	2	0	0	24	
+Rider	27	1-8	1-7	1-2	0	3	3	2	3	1	1	4	
+Stony Brook	32	6-10	5-8	0-0	1	1	2	1	1	0	0	17	
+Louisville	37	3-12	1-8	0-0	0	4	4	5	1	0	2	7	
+Georgetown	35	1-7	1-7	0-0	0	1	1	2	2	0	3	3	
+West Virginia	40	5-8	4-7	0-1	0	1	1	1	2	2	2	14	
+Seton Hall	19	1-7	1-6	1-1	0	0	0	1	3	0	0	4	
+Villanova	34	5-10	5-10	2-2	2	1	3	4	4	0	1	17	
+South Florida	34	5-12	3-9	1-2	0	4	4	5	1	0	3	14	
+St. John's	39	5-13	5-12	1-2	0	5	5	1	0	0	2	16	
+Villanova	40	6-11	3-7	8-9	1	2	3	2	2	0	1	23	
+Syracuse	36	5-11	4-10	2-2	0	0	0	3	5	0	1	16	
+South Florida	36	10-18	6-13	0-1	2	4	6	2	5	0	1	26	
+DePaul	39	7-11	2-5	4-4	0	2	2	3	2	0	1	20	
+Providence	40	3-9	1-7	9-10	0	3	3	5	3	1	1	16	
+Cincinnati	36	6-11	5-8	6-6	0	1	1	4	4	0	0	23	
+DePaul	31	6-12	4-8	3-3	0	1	1	0	2	0	2	19	</

2006-07

NOTRE DAME FINAL RESULTS

Record: 24-8 (Home: 18-0, Away: 3-5, Neutral: 3-3)

BIG EAST Conference 11-5 (4th)

NCAA Tournament - First Round

– Notre Dame High –

Date	ND (NR)	Opp (NR)	Opponent	ND Result	W-L	Record	BEC	Scorer	Rebounder	Assists	Attendance
Nov. 10			IPFW	W 92-49	W1	1-0		Carter-20	Hillesland, Kurz-12	McAlarney-7	8,678
Nov. 13			vs. Butler!	L 69-71	L1	1-1		Harangody, Falls-17	Harangody-10	Kurz-6	8,037
Nov. 14			vs. Lafayette@	W 92-60	W1	2-1		Carter-20	Kurz-8	McAlarney-12	9,594
Nov. 19			THE CITADEL	W 74-50	W2	3-1		Harangody-18	Falls, Kurz-7	McAlarney-5	8,351
Nov. 27			LEHIGH	W 93-87	W3	4-1		Kurz-25	Kurz-8	McAlarney-6	8,178
Nov. 29			WINSTON-SALEM	W 90-45	W4	5-1		Kurz-18	Kurz-10	McAlarney-4	8,067
Dec. 3		23/19	vs. Maryland#	W 81-74	W5	6-1		McAlarney-18	Hillesland-9	McAlarney-5	16,924
Dec. 7		4/5	ALABAMA	W 99-85	W6	7-1		Carter-27	Kurz-12	Kurz, Falls-4	10,107
Dec. 16	21/-		ELON	W 94-63	W7	8-1		Carter-21	Kurz-12	Kurz-7	8,063
Dec. 19	20/-		PORTLAND	W 86-69	W8	9-1		Carter-28	Kurz-11	McAlarney-3	7,861
Dec. 21	20/-		ARMY	W 88-47	W9	10-1		Falls-24	Harangody-12	McAlarney-8	8,309
Dec. 28	19/24		RIDER	W 101-51	W10	11-1		Kurz-23	Harangody-10	McAlarney-5	8,640
Dec. 30	19/24		STONY BROOK	W 95-66	W11	12-1		Carter-23	Kurz-10	Carter-4	8,072
Jan. 3	17/22		LOUISVILLE*	W 78-62	W12	13-1	1-0	Carter-19	Kurz-9	Kurz-6	8,580
Jan. 6	17/22		at Georgetown*	L 48-66	L1	13-2	1-1	Carter-12	Hillesland-7	Jackson-3	15,506
Jan. 9	T22/-	21/21	WEST VIRGINIA*	W 61-58	W1	14-2	2-1	Carter-19	Kurz-11	Jackson-6	8,147
Jan. 14	T22/-		SETON HALL*	W 88-76	W2	15-2	3-1	Carter-24	Hillesland, Carter-10	Hillesland-8	10,137
Jan. 17	20/20		at Villanova*	L 87-102	L1	15-3	3-2	Carter-26	Kurz-6	Jackson-8	6,500
Jan. 21	20/20		USF*	W 82-58	W1	16-3	4-2	Kurz-21	Kurz-10	Jackson, Falls-5	9,074
Jan. 23	22/21		at St. John's*	L 68-71	L1	16-4	4-3	Carter-32	Kurz-9	Jackson-8	6,873
Jan. 27	22/21		VILLANOVA*	W 66-63	W1	17-4	5-3	Falls-23	Kurz-10	Jackson-4	11,418
Jan. 30	21/19		at Syracuse*	W 103-91	W2	18-4	6-3	Harangody-21	Harangody-13	Jackson-7	23,274
Feb. 3	21/19		at USF*	L 63-69	L1	18-5	6-4	Falls-26	Harangody-9	Jackson-11	7,705
Feb. 8	-/T21		at DePaul*	L 66-67	L2	18-6	6-5	Falls-20	Harangody, Kurz-9	Four Tied-3	14,822
Feb. 15			PROVIDENCE*	W 81-78	W1	19-6	7-5	Falls-16	Kurz-9	Falls-5	9,277
Feb. 18			at Cincinnati*	W 76-64	W2	20-6	8-5	Falls-23	Harangody-8	Jackson-6	11,038
Feb. 20	-/23		DEPAUL*	W 78-54	W3	21-6	9-5	Falls-19	Jackson-9	Jackson-6	10,135
Feb. 24	-/23		MARQUETTE*	W 85-73	W4	22-6	10-5	Harangody-22	Harangody-13	Jackson-7	11,418
Mar. 3	22/17		at Rutgers*	W 73-66	W5	23-6	11-5	Falls-22	Hillesland-8	Jackson-9	8,011

BIG EAST Tournament (Madison Square Garden; New York, N.Y.)

Mar. 8	20/16		vs. Syracuse	W 89-83	W6	24-6		Carter-24	Harangody-11	Jackson-9	19,594
Mar. 9	20/16	9/9	vs. Georgetown	L 82-84	L1	24-7		Carter-21	Carter-9	Jackson-5	19,594

NCAA Tournament (Spokane Arena; Spokane, Wash.)

Mar. 16	17/17	22/21	vs. Winthrop	L 64-74	L2	24-8		Falls-14	Kurz-10	Jackson, Falls-3	11,511
---------	-------	-------	--------------	---------	----	------	--	----------	---------	------------------	--------

!-Dick's Sporting Goods Preseason NIT (First Round; Conseco Fieldhouse; Indianapolis, Ind.)

@-Dick's Sporting Goods Preseason NIT (Consolation; Conseco Fieldhouse; Indianapolis, Ind.)

#-BB&T Classic (Verizon Center; Washington, D.C.)

*-indicates BIG EAST Conference game

Caps denotes home game

NR – Indicates Notre Dame and opponent national rankings in the Associated Press/USA Today polls at time of game. NR – Indicates Notre Dame and opponent national rankings in the Associated Press/USA Today polls at time of game.

NOTRE DAME MEN'S BASKETBALL FINAL STATISTICS

Overall Statistics – Won 24, Lost 8

Player	GP-GS	Min.-Avg.	FG-A	Pct.	3FG-A	Pct.	FT-A	Pct.	O	D	Tot.	Avg.	PF-D	A	T	B	S	Pts.	Avg.
Russell Carter	32-31	974-30.4	191-443	.431	84-213	.394	80-112	.714	40	117	157	4.9	70-1	59	69	11	51	546	17.1
Colin Falls	30-30	1027-34.2	138-314	.439	99-250	.396	85-102	.833	10	75	85	2.8	67-2	72	42	5	32	460	15.3
Rob Kurz	31-30	868-28.0	113-226	.500	21-49	.429	145-179	.810	94	154	248	8.0	85-1	53	51	46	24	392	12.6
Luke Harangody	32-16	658-20.6	133-290	.459	0-1	.000	93-114	.816	85	112	197	6.2	83-3	38	39	15	28	359	11.2
Kyle McAlarney	12-12	358-29.8	42-86	.488	26-56	.464	14-17	.824	7	20	27	2.3	6-0	65	26	0	13	124	10.3
Tory Jackson	32-20	891-27.8	84-202	.416	13-54	.241	68-108	.630	35	70	105	3.3	80-1	139	76	1	59	249	7.8
Zach Hillesland	32-4	628-19.6	70-121	.579	0-0	.000	44-76	.579	41	112	153	4.8	81-1	71	59	13	33	184	5.8
Luke Zeller	32-16	398-12.4	46-94	.489	17-43	.395	12-18	.667	24	45	69	2.2	67-1	16	23	12	8	121	3.8
Ryan Ayers	30-1	358-11.9	28-67	.418	18-48	.375	14-18	.778	9	32	41	1.4	29-0	13	7	5	15	88	2.9
Jonathan Peoples	26-0	166-6.4	16-34	.471	8-17	.471	8-10	.800	2	18	20	0.8	10-0	19	16	1	8	48	1.8
Joe Harden	14-0	50-3.6	6-13	.462	1-4	.250	4-5	.800	4	9	13	0.9	3-0	6	0	1	0	17	1.2
Tim Andree	5-0	9-1.8	1-2	.500	0-0	.000	0-2	.000	1	0	0	0.2	1-0	0	0	0	0	2	0.4
Kieran Piller	11-0	17-1.5	1-1	1.000	0-0	.000	0-2	.000	0	2	2	0.2	0-0	1	0	0	0	2	0.2
Team									53	59	112	3.5			6				
Notre Dame	32	6402	869-1893.459	287-735.390	567-763.743	405	825	1230	38.4	582-10	552	414	110	271	2592	81.0			
Opponents	32	6200	785-1881.417	206-606.340	400-582.687	377	718	1095	34.2	641	457	477	118	210	2176	68.0			

BIG EAST Conference – Won 11, Lost 5

Player	GP-GS	Min.-Avg.	FG-A	Pct.	3FG-A	Pct.	FT-A	Pct.	O	D	Tot.	Avg.	PF-D	A	T	B	S	Pts.	Avg.
Russell Carter	16-15	499-31.2	88-219	.402	34-100	.340	47-60	.783	24	54	78	4.9	31-0	25	42	10	17	257	16.1
Colin Falls	16-16	570-35.6	78-173	.451	54-134	.403	44-52	.846	6	39	45	2.8	41-2	41	28	3	22	254	15.9
Rob Kurz	15-14	434-28.9	45-107	.421	10-25	.727	56-77	.727	43	64	107	7.1	41-0	19	20	23	6	156	10.4
Luke Harangody	16-13	354-22.1	62-149	.416	0-0	.000	39-52	.750	46	60	106	6.6	45-1	13	20	7	13	163	10.2
Tory Jackson	16-16	560-35.0	50-121	.413	7-31	.226	43-61	.705	20	42	62	3.9	44-1	96	45	1	28	150	9.4
Zach Hillesland	16-2	339-21.2	40-76	.526	0-0	.000	20-36	.556	21	60	81	5.1	44-1	42	26	8	14	100	6.3
Luke Zeller	16-3	150-9.4	14-33	.424	6-22	.273	1-2	.500	5	20	25	1.6	24-0	4	6	3	3	35	2.2
Ryan Ayers	15-1	175-11.7	18-30	.600	15-25	.600	6-8	.750	2	11	13	0.9	12-0	3	2	3	3	57	3.8
Jonathan Peoples	16-0	110-6.9	9-19	.474	5-10	.500	3-4	.750	2	11	13	0.8	8-0	15	12	1	6	26	1.6
Joe Harden	5-0	9-1.8	2-3	.667	1-1	1.000	0-0	.000	1	0	1	0.2	0-0	0	0	0	0	5	1.0
Kieran Piller	4-0	2-0.5	0-0	.000	0-0	.000	0-0	.000	0	0	0	0.0	0-0	0	0	0	0	0	0.0
Team									23	27	50	3.1			4				
Notre Dame	16	3202	406-930.437	132-348.379	259-352.736	193	388	581	36.3	290-5	258	205	59	112	1203	75.2			
Opponents	16	3199	403-953.423	105-308.341	207-301.688	214	373	587	36.7	307-10	234	219	65	111	1118	69.9			

NCAA Tournament Games – Won 0, Lost 1

Player	GP-GS	Min.-Avg.	FG-A	Pct.	3FG-A	Pct.	FT-A	Pct.	O	D	Tot.	Avg.	PF-D	A	T	B	S	Pts.	Avg.
Colin Falls	1-1	39-39.0	6-16	.375	2-10	.200	0-1	.000	0	0	0	0.0	4-0	3	3	0	1	14	14.0
Rob Kurz	1-1	24-24.0	5-6	.833	0-0	.000	3-3	1.000	4	6	10	10.0	5-1	0	2	1	0	13	13.0
Russell Carter	1-1	31-31.0	6-15	.400	0-6	.000	0-1	.000	2	3	5	5.0	5-1	0	1	0	0	12	12.0
Zach Hillesland	1-0	31-31.0	5-8	.625	0-0	.000	0-2	.000	0	6	6	6.0	1-0	2	1	0	2	10	10.0
Tory Jackson	1-1	35-35.0	3-12	.250	2-4	.500	1-5	.200	1	4	5	5.0	3-0	3	3	0	2	9	9.0
Luke Harangody	1-1	17-17.0	2-6	.333	0-0	.000	0-1	.000	0	1	1	1.0	1-0	1	2	0	0	4	4.0
Jonathan Peoples	1-0	6-6.0	1-1	1.000	0-0	.000	0-0	.000	0	2	2	2.0	0-0	1	1	0	0	2	2.0
Ryan Ayers	1-0	10-10.0	0-2	.000	0-0	.000	0-0	.000	0	1	1	1.0	2-0	0	0	0	5	0	0.0
Luke Zeller	1-0	7-7.0	0-1	.000	0-0	.000	0-0	.000	1	1	2	2.0	1-0	0	0	1	0	0	0.0
Team									4	5	9	9.0							
Notre Dame	1	200	28-67.418	4-22.182	4-13.308	12	29	41	41.0	22-2	10	13	2	10	64	64.0			
Opponents	1	200	28-62.452	8-21.381	10-19.526	10	33	43	43.0	16-0	20	13	6	5	74	74.0			

BIG EAST STATISTICS

BIG EAST Standings

Team	W	L	PCT.	W	L	PCT.
1. Georgetown	13	3	.813	30	7	.811
2. Louisville	12	4	.750	24	10	.706
Pittsburgh	12	4	.750	29	8	.784
4. Notre Dame	11	5	.688	24	8	.750
5. Syracuse	10	6	.625	24	11	.686
Marquette	10	6	.625	24	10	.706
7. West Virginia	9	7	.563	27	9	.750

DePaul	9	7	.563	20	14	.588
Villanova	9	7	.563	22	11	.667
10. Providence	8	8	.500	18	13	.581
11. St. John's	7	9	.438	16	15	.516
12. Connecticut	6	10	.375	17	14	.548
13. Seton Hall	4	12	.250	13	16	.448
14. USF	3	13	.188	12	18	.400
Rutgers	3	13	.188	10	19	.345
16. Cincinnati	2	14	.125	11	19	.367

BIG EAST Team Statistics (All-Games)

SCORING OFFENSE

School	G	Pts.	PPG
Notre Dame	32	2592	81.0
Providence	31	2357	76.0
Syracuse	35	2645	75.6
Seton Hall	29	2165	74.7
West Virginia	36	2610	72.5
Villanova	33	2392	72.5
Marquette	34	2443	71.9
Louisville	34	2433	71.6
Pittsburgh	37	2637	71.3
Connecticut	31	2181	70.4
Georgetown	37	2555	69.1
DePaul	34	2300	67.6
USF	30	1970	65.7
Cincinnati	30	1937	64.6
St. John's	31	1979	63.8
Rutgers	29	1734	59.8

SCORING DEFENSE

School	G	Pts.	PPG
Georgetown	37	2146	58.0
West Virginia	36	2245	62.4
Connecticut	31	1938	62.5
Pittsburgh	37	2324	62.8
Louisville	34	2144	63.1
DePaul	34	2152	63.3
Villanova	33	2132	64.6
St. John's	31	2008	64.8
Marquette	34	2207	64.9
Rutgers	29	1920	66.2
USF	30	2009	67.0
Cincinnati	30	2032	67.7
Syracuse	35	2380	68.0
Notre Dame	32	2176	68.0
Providence	31	2224	71.7
Seton Hall	29	2110	72.8

REBOUNDING MARGIN

School	RPG	RAG	Mar.
Connecticut	42.3	35.7	+6.6
Providence	37.4	31.1	+6.3
Georgetown	33.8	28.4	+5.4
Pittsburgh	35.7	31.0	+4.7
Villanova	36.2	31.7	+4.5
Notre Dame	38.4	34.2	+4.2
Marquette	36.8	33.5	+3.3
USF	36.3	33.8	+2.6
DePaul	35.4	32.9	+2.5
Louisville	36.7	34.7	+2.0
Syracuse	40.3	39.2	+1.1
Cincinnati	33.5	33.2	+0.3
Rutgers	33.7	34.2	-0.6
St. John's	34.0	36.1	-2.1
West Virginia	30.6	34.1	-3.4
Seton Hall	34.0	38.3	-4.3

FIELD GOAL PERCENTAGE

School	GP	FGM	FGA	Pct.
Georgetown	37	923	1826	.505
Providence	31	868	1793	.484
Pittsburgh	37	961	2035	.472
Notre Dame	32	869	1893	.459
West Virginia	36	921	2011	.458
DePaul	34	863	1885	.458
USF	30	677	1513	.447
Syracuse	35	898	2027	.443
Marquette	34	851	1951	.436
Louisville	34	845	1946	.434
Villanova	33	775	1827	.424
Connecticut	31	760	1797	.423
Seton Hall	29	764	1814	.421
St. John's	31	676	1652	.409
Cincinnati	30	705	1739	.405
Rutgers	29	594	1526	.389

THREE-POINT FIELD PERCENTAGE

School	G	FGM	FGA	Pct.
Notre Dame	32	287	735	.390
Pittsburgh	37	229	599	.382
West Virginia	36	371	989	.375
Georgetown	37	235	635	.370
Syracuse	35	257	705	.365
Providence	31	190	523	.363
Villanova	33	248	704	.352
DePaul	34	218	631	.345
St. John's	31	215	628	.342
Marquette	3	217	651	.333
Louisville	34	250	751	.333
USF	30	139	428	.325
Seton Hall	29	187	580	.322
Connecticut	31	147	458	.321
Cincinnati	30	186	604	.308
Rutgers	29	150	494	.304

FREE-THROW PERCENTAGE

School	G	FTM	FTA	Pct.
Villanova	33	594	761	.781
Seton Hall	29	450	597	.754
Notre Dame	32	567	763	.743
St. John's	31	412	570	.723
West Virginia	36	397	557	.713
Georgetown	37	474	667	.711
Providence	31	431	619	.696
Syracuse	35	592	852	.695
Louisville	34	493	727	.678
Rutgers	29	396	587	.675
Marquette	34	524	783	.669
DePaul	34	356	536	.664
USF	30	477	721	.662
Pittsburgh	37	486	735	.661
Cincinnati	30	341	516	.661
Connecticut	31	514	818	.628

BIG EAST Team Statistics (Conference Games)

SCORING OFFENSE

School	GP	Pts.	PPG
Notre Dame	16	1203	75.2
Providence	16	1153	72.1
Syracuse	16	1150	71.9
Seton Hall	16	1134	70.9
Marquette	16	1129	70.6
Louisville	16	1120	70.0
West Virginia	16	1115	69.7
Villanova	16	1098	68.6
Georgetown	16	1080	67.5
Pittsburgh	16	1079	67.4
Connecticut	16	1027	64.2
Cincinnati	16	1004	62.8
DePaul	16	991	61.9
St. John's	16	988	61.8
USF	16	984	61.5
Rutgers	16	932	58.2

SCORING DEFENSE

School	GP	Pts.	PPG
Georgetown	16	924	57.8
Pittsburgh	16	970	60.6
DePaul	16	982	61.4
Louisville	16	991	61.9
Connecticut	16	1050	65.6
Villanova	16	1066	66.6
St. John's	16	1080	67.5
Rutgers	16	1083	67.7
West Virginia	16	1085	67.8
Marquette	16	1100	68.8
Syracuse	16	1102	68.9
Notre Dame	16	1118	69.9
USF	16	1132	70.8
Providence	16	1133	70.8
Cincinnati	16	1142	71.4
Seton Hall	16	1229	76.8

REBOUNDING MARGIN

School	RPG	RAG	Mar.
Villanova	36.9	31.9	+5.3
Pittsburgh	34.6	29.4	+5.1
Providence	37.1	32.5	+4.6
Georgetown	32.3	27.9	+4.4
Connecticut	40.6	38.3	+2.3
Marquette	37.2	35.5	+1.7
Notre Dame	36.3	36.7	-0.4
Louisville	34.9	35.4	-0.5
USF	34.9	35.5	-0.6
DePaul	34.4	35.1	-0.7
Syracuse	39.9	40.4	-1.1
Cincinnati	31.6	33.1	-1.4
Rutgers	33.1	35.8	-2.7
St. John's	33.5	36.2	-2.7
West Virginia	28.9	35.1	-6.2
Seton Hall	32.4	39.6	-7.1

FIELD GOAL PERCENTAGE

School	FGM	FGA	Pct.
Georgetown	383	758	.505
Providence	425	910	.467
Pittsburgh	392	843	.465
West Virginia	384	860	.447
Notre Dame	406	930	.437
Louisville	398	914	.435
USF	347	802	.433
Syracuse	392	918	.427
DePaul	370	873	.424
Marquette	383	913	.419
Seton Hall	400	989	.404
Villanova	353	875	.403
Cincinnati	358	912	.393
St. John's	347	886	.392
Connecticut	347	904	.384
Rutgers	321	857	.375

THREE-POINT FIELD GOAL PERCENTAGE

School	3FG	3FGA	Pct.
Notre Dame	132	348	.379
Pittsburgh	98	259	.378
Georgetown	97	262	.370
Syracuse	122	337	.362
West Virginia	158	448	.353
Villanova	116	329	.353
St. John's	115	340	.338
Seton Hall	106	316	.335
Providence	89	267	.333
Louisville	122	366	.333
Marquette	100	302	.331
Cincinnati	109	338	.322
Connecticut	80	256	.313
USF	64	206	.311
Rutgers	80	266	.301
DePaul	82	284	.289

FREE THROW PERCENTAGE

School	FTM	FTA	Pct.
Villanova	276	358	.771
Seton Hall	228	297	.768
St. John's	179	241	.743
Notre Dame	259	352	.736
West Virginia	189	260	.727
Georgetown	217	302	.719
Marquette	263	378	.696
Rutgers	210	302	.695
Syracuse	244	353	.691
Providence	214	317	.675
Louisville	202	302	.669
Pittsburgh	197	301	.654
Cincinnati	179	277	.646
DePaul	169	263	.643
USF	226	355	.637
Connecticut	253	413	.613

INDIVIDUAL STATISTICS (All-Games)

SCORING

Player, School	GP	Pts.	Avg.
1. Demetris Nichols (SU)	35	663	18.9
2. Herbert Hill (PC)	31	560	18.1
3. Curtis Sumpter (VU)	32	556	17.4
4. Russell Carter (ND)	32	546	17.1
5. Eugene Harvey (SHU)	29	479	16.5
Brian Laing (SHU)	29	479	16.5
7. Kentrell Gransberry (USF)	23	359	15.6
8. Colin Falls (ND)	30	460	15.3
Sharaud Curry (PC)	38	414	15.3
Frank Young (WVU)	36	551	15.3

REBOUNDING

Player, School	GP	Reb.	Avg.
1. Kentrell Gransberry (USF)	23	263	11.4
2. Jeff Adrien (UCONN)	31	301	9.7
3. Aaron Gray (PITT)	36	341	9.5
4. Geoff McDermott (PC)	31	283	9.1
5. Herbert Hill (PC)	31	274	8.8
6. Terrence Roberts (SU)	33	266	8.1
7. Rob Kurz (ND)	31	248	8.0
8. Darryl Watkins	33	249	7.5
9. John Williamson (UC)	30	220	7.3
10. JR Inman (RU)	27	196	7.3

FIELD GOAL PERCENTAGE

Player, School	FGM	FGA	Pct.
1. Roy Hibbert (GU)	186	277	.671
2. Herbert Hill (PC)	240	375	.640
3. Ousmane Barro (MU)	118	197	.599
4. David Padgett (UL)	111	186	.597
5. Adrian Hill (RU)	99	169	.586
6. Kentrell Gransberry (USF)	138	239	.577
7. Aaron Gray (PITT)	204	361	.565
8. McHugh Mattis (USF)	151	273	.553
9. Terrence Roberts (SU)	116	213	.545
10. Jeff Green (GU)	196	382	.513
Dante Cunningham (VU)	99	193	.513

FREE-THROW PERCENTAGE

Player, School	FTM	FTA	Pct.
1. Sharaud Curry (PC)	82	91	.901
2. Solomon Bozeman (USF)	130	147	.884
3. Demetris Nichols (SU)	113	133	.850
4. Darris Nichols (WVU)	91	108	.843
5. Eugene Harvey (SHU)	135	161	.839
6. Colin Falls (ND)	85	102	.833
7. Scottie Reynolds (VU)	145	176	.824
8. David Padgett (UL)	93	114	.823
9. Luke Harangody (ND)	93	113	.816
10. Rob Kurz (ND)	145	179	.810

THREE-POINT FIELD-GOAL PERCENTAGE

Player, School	FGM	FGA	Pct.
1. Ronald Ramon (PITT)	74	174	.451
2. Frank Young (WVU)	117	270	.433
3. Demetris Nichols (SU)	100	240	.417
4. Colin Falls (ND)	99	250	.396
5. Russel Carter (ND)	84	213	.394
6. Mike Nardi (VU)	71	191	.372

ASSISTS

Player, School	GP	Ast.	Avg.
1. Eugene Lawrence (STJ)	31	173	5.58
2. Alex Ruoff (WVU)	36	191	5.31
3. Geoff McDermott (PC)	31	159	5.13
4. Dominic James (MU)	34	167	4.91
5. Darris Nichols (WVU)	36	165	4.58
6. Levanice Fields (PITT)	37	169	4.57
7. Sharaud Curry (PC)	27	120	4.44
8. Tory Jackson (ND)	32	139	4.34
9. Eugene Harvey (SHU)	29	123	4.24
10. Eric Devendorf (SU)	35	145	4.14

STEALS

Player, School	GP	Steals	Avg.
1. Paul Gause (SHU)	29	90	3.10
2. Jerel McNeal (MU)	29	76	2.62
3. Alex Ruoff (WVU)	36	72	2.00
4. Dominic James (MU)	34	64	1.88
5. Jerome Dyson (UCONN)	31	58	1.87
Geoff McDermott (PU)	31	58	1.87
7. Tory Jackson (ND)	32	59	1.84
8. Deonta Vaughn (UC)	30	55	1.83
Jamual Warren (UC)	30	55	1.83
10. Eugene Lawrence (STJ)	31	55	1.77

BLOCKED SHOTS

Player, School	GP	Blocks	Avg.
1. Hasheem Thabeet (UCONN)	31	118	3.81
2. McHugh Mattis (USF)	30	109	3.63
3. Darryl Watkins (SU)	33	112	3.39
4. Herbert Hill (PC)	31	91	2.94
5. Roy Hibbert (GU)	37	90	2.43
6. Aaron Gray (PITT)	36	62	1.72
7. Hamady N'Diaye (RU)	29	49	1.69
8. David Padgett (UL)	33	50	1.52
9. Rob Kurz (ND)	31	46	1.48
10. Jeff Adrien (UCONN)	31	44	1.42

THREE-POINT FIELD GOALS MADE

Player, School	GP	3FG	Avg.
1. Colin Falls (ND)	30	99	3.30
2. Frank Young (WVU)	36	117	3.25
3. Demetris Nichols (SU)	35	100	2.86
4. Melvin Buckley (USF)	30	79	2.63
5. Russel Carter (ND)	32	84	2.63
6. Jamar Nutter (SHU)	29	69	2.38
7. Avery Patterson (STJ)	31	72	2.32
8. Mike Nardi (VU)	33	71	2.15
9. Deonta Vaughn (UC)	30	63	2.10
10. Ronald Ramon (PITT)	37	74	2.00

ASSIST/TURNOVER RATIO

Player, School	Ast.	TO	A/TO
1. Darris Nichols (SU)	165	48	3.44
2. Alex Ruoff (WVU)	191	78	2.45
3. Levanice Fields (PITT)	169	70	2.41
4. Mike Nardi (VU)	124	63	1.97
5. Jessie Sapp (GU)	128	67	1.91
6. Dominic James (MU)	167	89	1.88
7. Tory Jackson (ND)	139	76	1.83
8. A.J. Price (UCONN)	113	63	1.79
9. Terrence Williams (UL)	129	81	1.59
10. Josh Wright (SU)	132	88	1.50

INDIVIDUAL STATISTICS (Conference Games)

SCORING

Player, School	GP	Pts.	Avg.
1. Herbert Hill (PU)	16	319	19.9
2. Scottie Reynolds (VU)	16	295	18.4
3. Demetris Nichols (SU)	16	286	17.9
4. Eugene Harvey (SHU)	16	275	17.2
5. Brain Lang (SHU)	16	270	16.9
6. Kentrell Gransberry (USF)	16	263	16.4
7. Russel Carter (ND)	16	257	16.1
8. Colin Falls (ND)	16	254	15.9
9. Eric Devendorf (SU)	16	248	15.5
10. Curtis Sumpter (VU)	16	244	15.3

REBOUNDING

Player, School	GP	Reb.	Avg.
1. Kentrell Gransberry (USF)	16	181	11.3
2. Herbert Hill (PC)	16	156	9.8
3. Jeff Adrien (UCONN)	16	151	9.4
4. Aaron Gray (PITT)	15	141	9.4
5. Geoff McDermott (PC)	16	135	8.4
6. Darryl Watkins (SU)	16	126	7.9
7. Adrian Hill (RU)	16	125	7.8
8. Curtis Sumpter (VU)	16	124	7.8
9. Ousmane Barro (MU)	16	122	7.6
10. Wilson Chandler (DPU)	16	120	7.5

FIELD GOAL PERCENTAGE

Player, School	FGM	FGA	Pct.
1. Roy Hibbert (GU)	79	111	.712
2. Adrian Hill (RU)	66	103	.641
3. Herbert Hill (PU)	135	228	.592
4. Ousmane Barro (MU)	62	106	.585
5. Aaron Gray (PITT)	86	150	.573
6. Kentrell Gransberry (USF)	101	181	.558
7. Terrence Roberts (SU)	53	96	.552
8. David Padgett (UL)	56	106	.528
9. McHugh Mattis (USF)	78	151	.517
10. Juan Palacios (UL)	36	71	.507

FREE-THROW PERCENTAGE

Player, School	FTM	FTA	Pct.
1. Jonathan Wallace (GU)	47	53	.887
2. Sharaud Curry (PC)	37	42	.881
3. Eugene Harvey (SHU)	85	99	.859
4. Colin Falls (ND)	44	52	.846
5. Demetris Nichols (SU)	49	58	.845
6. Scottie Reynolds (VU)	76	90	.844
7. David Padgett (UL)	43	51	.843
8. Brain Lang (SHU)	58	70	.829
9. Wesley Matthews (MU)	82	100	.820
10. Lamont Hamilton (STJ)	61	76	.803

THREE-POINT FIELD-GOAL PERCENTAGE

Player, School	FGM	FGA	Pct.
1. Scottie Reynolds (VU)	43	100	.430
2. Andy Rautins (SU)	39	96	.406
3. Colin Falls (ND)	54	134	.403
4. Sharud Curry (PC)	28	74	.378
5. Demetris Nichols (SU)	43	114	.377
6. Frank Young (WVU)	47	128	.367
7. Melvin Buckley (USF)	41	112	.366
8. Jamar Nutter (SHU)	40	126	.317

ASSISTS

Player, School	GP	Ast.	Avg.
1. Tory Jackson (ND)	16	96	6.00
2. Chris Howard (USF)	14	82	5.86
3. Eugene Lawrence (STJ)	16	87	5.44
4. Geoff McDermott (PC)	16	86	5.38
5. Dominic James (MU)	16	85	5.31
6. Alex Ruoff (WVU)	16	79	4.94
7. Eric Devendorf (SU)	16	72	4.50
8. Darris Nichols (WVU)	16	67	4.19
9. Levance Fields (PITT)	16	65	4.06
Scottie Reynolds (VU)	16	65	4.06

STEALS

Player, School	GP	Steals	Avg.
1. Paul Gause (SHU)	16	43	2.69
2. Alex Ruoff (WVU)	16	33	2.06
3. Deonta Vaughn (UC)	16	30	1.88
Geoff McDermott (PC)	16	30	1.88
5. Jerel McNeal (MU)	14	25	1.79
6. Scottie Reynolds (VU)	16	28	1.75
Tory Jackson (ND)	16	28	1.75
Dominic James (MU)	16	28	1.75
9. Wesley Matthews (MU)	16	26	1.63
Jamual Warren (UC)	16	26	1.63

BLOCKED SHOTS

Player, School	GP	Blocks	Avg.
1. Hasheem Thabeet (UCONN)	16	60	3.75
2. Darryl Watkins (SU)	16	54	3.38
3. Herbert Hill (PC)	16	52	3.25
4. McHugh Mattis (USF)	16	50	3.13
5. Roy Hibbert (GU)	16	35	2.19
6. David Padgett (UL)	16	29	1.81
7. Aaron Gray (PITT)	15	27	1.80
8. Hamady N'Diaye (RU)	16	27	1.69
9. John Garcia (SHU)	12	20	1.67
10. Rob Kurz (ND)	15	23	1.53

THREE-POINT FIELD GOALS MADE

Player, School	GP	3FG	Avg.
1. Colin Falls (ND)	16	54	3.38
2. Frank Young (WVU)	16	47	2.94
3. Demetris Nichols (SU)	16	43	2.69
Scottie Reynolds (VU)	16	43	2.69
5. Melvin Buckley (USF)	16	41	2.56
6. Jamar Nutter (SHU)	16	40	2.50
7. Andy Rautins (SU)	16	39	2.44
8. Deonta Vaughn (UC)	16	36	2.25
9. Russel Carter (ND)	16	34	2.13
10. Mike Nardi (VU)	16	32	2.00
Sharaud Curry (PC)	14	28	2.00

ASSIST/TURNOVER RATIO

Player, School	Ast.	TO	Avg.
1. Derris Nichols (SU)	67	20	3.35
2. Dominic James (MU)	85	35	2.43
3. Tory Jackson (ND)	96	45	2.13
4. Levance Fields (PITT)	65	31	2.10
5. Alex Ruoff (WVU)	79	39	2.03
6. Mike Nardi (VU)	55	29	1.90
7. Jamual Warren (UC)	57	32	1.78
8. Terrence Williams (UL)	55	31	1.77
9. Anthony Farmer (RU)	52	32	1.63
10. Chris Howard (USF)	82	51	1.61

2006-07 BOX SCORES

Notre Dame 92, IPFW 49 November 10, 2006 Joyce Center – Notre Dame, IN

GAME
1

IPFW	FG-A	3-pt FG-A	FT-A	REB	PF	TP	A	TO	BK	ST	MIN
DeWitt Scott	1-3	1-2	2-4	0-1-1	3	5	0	0	0	2	17
Justin Hawkins	2-3	1-2	0-0	2-2-4	2	5	0	0	0	0	17
Tyler Best	3-9	0-1	2-2	0-2-2	2	8	2	3	0	0	29
Quintin Carouthers	1-8	0-1	0-0	1-1-2	2	2	2	3	0	0	24
Chris Perkins	2-11	1-4	0-0	0-4-4	3	5	2	5	0	0	27
Jakari Johnson	1-6	1-2	0-0	1-2-3	2	3	0	2	0	1	17
Pat Lepper	0-4	0-4	0-0	1-0-1	3	0	0	0	0	0	13
Kyle Savely	1-2	0-0	0-1	0-0-0	2	2	2	1	0	0	13
Terry Jenkins	1-3	1-3	0-1	0-0-0	0	3	0	0	0	0	9
Jaraun Burrows	0-2	0-0	1-2	2-0-2	2	1	0	0	0	0	12
Armend Ademi	1-2	0-0	2-2	1-1-2	0	4	0	0	0	1	5
Zeljko Egeric	4-9	0-2	3-3	1-5-6	2	11	1	0	1	1	17
Team			0-1-1								

TOTALS 17-62 5-21 10-15 9-19-28 23 49 8 14 1 5 200
 FG%: 1st Half 8-30, .267; 2nd Half 9-32, .281; Game .274; 3-PT%: 1st Half 2-8, .250; 2nd Half 3-13, .231; Game .238; FT%: 1st Half 5-7, .714; 2nd Half 5-8, .625; Game .667; Deadball: 1.

Notre Dame	FG-A	3-pt FG-A	FT-A	REB	PF	TP	A	TO	BK	ST	MIN
Rob Kurz	6-10	0-2	4-5	3-9-12	3	16	1	1	1	0	26
Luke Zeller	3-5	0-1	0-0	2-2-4	5	6	0	4	0	2	15
Colin Falls	1-5	1-5	3-4	0-3-3	1	6	2	0	0	2	30
Kyle McAlarney	4-7	1-4	0-0	1-2-3	0	9	7	1	0	1	26
Russell Carter	7-15	3-6	3-6	2-4-6	1	20	2	0	0	0	30
Tory Jackson	3-5	0-1	0-0	0-1-1	4	6	0	2	0	0	13
Joe Harden	0-0	0-0	2-2	0-1-1	0	2	0	0	0	0	4
Jonathan Peoples	1-1	0-0	0-0	0-1-1	0	2	0	0	0	0	4
Zach Hillesland	5-5	0-0	1-3	1-11-12	2	11	0	3	0	1	20
Kieran Piller	0-0	0-0	0-0	0-0-0	0	0	0	0	0	0	2
Tim Andree	0-0	0-0	0-0	0-0-0	0	0	0	0	0	0	1
Ryan Ayers	0-1	0-1	2-2	1-1-2	1	2	2	0	0	1	12
Luke Harangody	4-9	0-0	4-4	3-5-8	4	12	3	1	0	2	17
Team			1-0-1								

TOTALS 34-63 5-20 19-28 14-40-54 21 92 17 12 1 9 200
 FG%: 1st Half 24-39, .615; 2nd Half 10-24, .417; Game .540; 3-PT%: 1st Half 2-9, .222; 2nd Half 3-11, .273; Game .250; FT%: 1st Half 5-7, .714; 2nd Half 14-21, .667; Game .679; Deadball: 5.

SCORE BY PERIODS

IPFW	23	26	49
Notre Dame	55	37	92

OFFICIALS: Curtis Shay, Bill McCarthy, Bill Laubenstein
TECHNICALS: None
ATTENDANCE: 8,678

Notes: Notre Dame is now 84-18 all-time in season openers and 7-0 under Mike Brey ... The Irish's 55 first-half points were the second-most ever in a first half under Brey ... Zach Hillesland career-highs of 11 points and 11 rebounds marked the first double-double of his career ... Notre Dame's +26 rebounding differential was the largest ever by an Irish team under Brey ... Russell Carter scored 20-plus points for the fourth time in his career.

Notre Dame 92, Lafayette 60 November 14, 2006 Conseco Fieldhouse – Indianapolis, IN NIT Season Tip-Off (Consolation)

GAME
3

Lafayette	FG-A	3-pt FG-A	FT-A	REB	PF	TP	A	TO	BK	ST	MIN
Everett Schmidt	0-2	0-0	5-6	0-1-1	2	5	1	3	0	2	10
Andrew Brown	3-7	2-4	0-1	0-4-4	3	8	4	5	0	3	28
Bilal Abdullah	2-5	1-3	0-0	0-2-2	2	5	2	2	0	1	26
Jamaal Hilliard	0-3	0-1	2-2	0-2-2	2	2	2	1	0	0	25
Matt Betley	4-7	1-3	1-1	0-1-1	1	10	2	0	0	1	21
Michael Gruner	1-1	0-0	1-1	0-0-0	1	3	0	0	0	0	6
Paul Cummins	0-1	0-1	0-0	0-0-0	1	0	0	0	0	0	7
Marcus Harley	1-4	1-3	0-0	0-0-0	1	3	2	3	0	0	17
Kerry Kenney	1-1	0-0	0-0	0-1-1	2	2	0	0	0	0	5
Jesper Andersson	1-4	1-2	0-0	0-1-1	0	3	1	5	0	0	13
Andre Hines	3-5	0-0	2-3	0-4-4	2	8	1	4	1	0	23
Ted Detmer	2-3	0-1	5-5	0-2-2	4	9	0	0	0	0	12
Marek Koltun	0-0	0-0	2-4	2-0-2	2	2	0	1	0	0	7
Team			2-1-3								

TOTALS 18-43 6-18 18-23 4-19-23 23 60 16 26 1 7 200
 FG%: 1st Half 10-22, .455; 2nd Half 8-21, .381; Game .419; 3-PT%: 1st Half 4-11, .364; 2nd Half 2-7, .286; Game .333; FT%: 1st Half 6-7, .857; 2nd Half 12-16, .750; Game .783; Deadball: 3.

Notre Dame	FG-A	3-pt FG-A	FT-A	REB	PF	TP	A	TO	BK	ST	MIN
Rob Kurz	7-10	2-2	0-0	2-6-8	3	16	12	3	0	0	30
Luke Zeller	4-6	0-0	0-0	1-2-3	3	8	2	3	1	0	20
Colin Falls	3-7	2-5	0-0	1-2-4	2	8	2	0	0	1	30
Kyle McAlarney	1-3	1-3	0-0	0-1-1	0	3	12	3	0	0	23
Russell Carter	8-12	3-5	1-1	0-5-5	3	20	3	1	0	4	23
Tory Jackson	3-4	0-0	4-11	1-0-1	3	10	2	2	0	1	16
Joe Harden	0-0	0-0	0-0	1-0-1	0	0	0	1	0	0	5
Jonathan Peoples	0-0	0-0	3-4	0-0-0	1	3	0	0	0	1	14
Zach Hillesland	2-2	0-0	1-2	2-3-5	4	5	3	3	1	3	16
Kieran Piller	0-0	0-0	0-0	0-0-0	0	0	0	0	0	0	2
Ryan Ayers	0-4	0-2	1-2	0-2-2	2	1	1	0	0	2	23
Luke Harangody	7-12	0-0	4-5	3-2-3	2	18	0	2	0	1	20
Team			0-1-1								

TOTALS 35-60 8-17 14-25 11-24-35 23 92 28 15 4 15 200
 FG%: 1st Half 17-35, .486; 2nd Half 18-25, .720; Game .583; 3-PT%: 1st Half 7-14, .500; 2nd Half 1-3, .333; Game .471; FT%: 1st Half 5-8, .625; 2nd Half 9-17, .529; Game .560; Deadball: 5.

SCORE BY PERIODS

Lafayette	30	30	60
Notre Dame	46	46	92

OFFICIALS: Ray Perone, Chris Beaver, Winston Stith
TECHNICALS: None
ATTENDANCE: 9,594

Notes: Notre Dame improved to 7-1 versus Lafayette ... Russell Carter scored 20-plus points for the second time in three games and fifth in his career ... Notre Dame's 72.0 percent field goal percentage in the second half was the best ever for a single half under Mike Brey ... Luke Harangody became the first freshman since Troy Murphy in 1998-99 to score in double figures in the first three games of his collegiate career ... Tory Jackson's 10 points marked the first double-figure outing of his career ... Kyle McAlarney 12 assists marked a career-high and first time he had 10-plus assists in a game.

Butler 71, Notre Dame 69 November 13, 2006 Conseco Fieldhouse – Indianapolis, IN NIT Season Tip-Off (First Round)

GAME
2

Butler	FG-A	3-pt FG-A	FT-A	REB	PF	TP	A	TO	BK	ST	MIN
Brian Ligon	1-3	0-0	0-0	1-1-2	2	2	0	2	0	0	15
Brandon Crone	2-7	1-4	0-0	1-4-5	3	5	1	0	1	1	33
Julian Betko	3-7	0-0	0-0	0-3-3	4	6	0	2	1	0	23
A.J. Graves	10-20	8-15	0-0	0-2-2	0	28	3	2	0	2	37
Mike Green	7-13	1-4	4-4	2-4-6	2	19	12	3	0	1	37
Marcus Nellesms	2-5	1-3	0-0	0-1-1	1	5	1	0	0	0	19
Drew Streicher	2-2	2-2	0-0	2-3-5	3	4	1	0	1	3	26
Pete Campbell	0-3	0-0	0-2	0-0-0	0	0	0	0	0	0	7
Willie Veasley	1-1	0-0	0-0	0-0-0	0	0	0	0	0	0	3
Team			1-1-2								

TOTALS 28-57 11-28 4-5 7-19-26 15 71 18 9 3 7 200
 FG%: 1st Half 13-31, .419; 2nd Half 15-26, .577; Game .491; 3-PT%: 1st Half 5-14, .357; 2nd Half 6-14, .429; Game .393; FT%: 1st Half 0-0, .000; 2nd Half 4-5, .800; Game .800; Deadball: 0.

Notre Dame	FG-A	3-pt FG-A	FT-A	REB	PF	TP	A	TO	BK	ST	MIN
Rob Kurz	3-5	0-0	1-1	2-4-6	3	7	6	1	1	0	34
Luke Zeller	1-2	1-1	2-2	0-3-3	1	5	2	3	0	0	18
Colin Falls	5-11	4-7	3-5	0-3-3	0	17	1	2	0	1	38
Kyle McAlarney	3-7	2-3	0-0	0-1-1	2	8	4	2	0	2	37
Russell Carter	6-13	3-6	0-1	0-5-5	2	15	1	3	0	1	31
Ryan Ayers	0-1	0-0	0-0	0-0-0	0	0	0	0	0	0	9
Zach Hillesland	0-0	0-0	0-0	0-1-1	0	0	0	2	0	0	9
Tory Jackson	0-0	0-0	0-0	0-0-0	1	0	0	1	0	0	3
Luke Harangody	7-13	0-0	3-3	6-4-10	2	17	0	0	1	0	21
Team			2-3-5								

TOTALS 34-63 5-20 19-28 10-24-34 11 69 14 14 2 4 200
 FG%: 1st Half 11-28, .393; 2nd Half 14-24, .583; Game .481; 3-PT%: 1st Half 4-9, .444; 2nd Half 6-8, .750; Game .588; FT%: 1st Half 1-1, 1.000; 2nd Half 8-11, .727; Game .750; Deadball: 0.

SCORE BY PERIODS

Butler	31	40	71
Notre Dame	27	42	69

OFFICIALS: Ted Hillary, John Hampton, Mike Roberts
TECHNICALS: None
ATTENDANCE: 8,037

Notes: Notre Dame lost to Butler for the sixth straight time ... Luke Harangody's 17 points and 10 marked the first double-double by an Irish freshman since Torin Francis in 2002 ... He also is the first freshman since Chris Thomas in 2001 to score in double figures in his first two collegiate games.

Notre Dame 74, The Citadel 50 November 19, 2006 Joyce Center – Notre Dame, IN

GAME
4

The Citadel	FG-A	3-pt FG-A	FT-A	REB	PF	TP	A	TO	BK	ST	MIN
J'mel Everhart	5-7	0-1	2-2	0-3-3	2	12	2	2	0	1	28
Demetrius Nelson	2-7	0-1	1-2	0-5-5	3	5	1	2	0	0	24
Donny McLendon	6-12	4-7	0-0	0-4-4	1	16	0	3	0	0	25
Chris Diasparra	0-4	0-2	0-0	0-4-4	4	0	1	2	0	2	27
Kevin Hammack	4-10	1-1	0-0	0-5-5	2	9	4	4	0	2	32
Vytautas Valiulis	2-8	2-4	0-0	0-2-2	2	6	2	2	0	1	16
Jonathan Brick	0-3	0-1	0-0	1-1-2	1	0	2	2	0	0	19
Bryan Streeter	0-2	0-0	0-0	0-3-3	0	0	2	1	0	0	15
Mark Schiavoni	1-1	0-0	0-0	0-1-1	2	2	0	0	0	0	3
Joseph Thompson	0-1	0-0	2-2	1-0-1	4	2	0	1	0	0	11
Team			4-1-5								

TOTALS 19-55 7-18 5-6 6-28-34 18 50 14 19 0 6 200
 FG%: 1st Half 5-23, .217; 2nd Half 14-32, .438; Game .345; 3-PT%: 1st Half 1-7, .143; 2nd Half 6-11, .545; Game .389; FT%: 1st Half 1-2, .500; 2nd Half 4-4, 1.000; Game .833; Deadball: 1.

Notre Dame	FG-A	3-pt FG-A	FT-A	REB	PF	TP	A	TO	BK	ST	MIN
Rob Kurz	3-6	1-2	3-3	1-6-7	3	10	2	2	1	3	27
Luke Zeller	5-5	1-1	1-1	3-1-4	3	12	3	0	1	0	23
Colin Falls	3-10	3-10	2-2	0-7-7	1	11	4	0	0	1	30
Kyle McAlarney	2-8	1-5	0-1	2-2-4	0	5	5	2	0	1	32
Russell Carter	5-14	2-4	2-3	0-4-4	1	14	2	2	1	1	25
Tory Jackson	2-5	0-3	0-0	0-2-2	0	4	1	5	0	0	16
Joe Harden	0-1	0-0	0-0	1-0-1	0	0	1	0	0	0	3
Jonathan Peoples	0-0	0-0	0-0</								

Notre Dame 93, Lehigh 87
November 27, 2006
Joyce Center – Notre Dame, IN

GAME 5

	FG-A	3-pt FG-A	FT-A	REB	PF	TP	A	TO	BK	ST	MIN
Lehigh	FG-A	3-pt FG-A	FT-A	REB	PF	TP	A	TO	BK	ST	MIN
Zahir Carrington	2-4	0-0	1-1	0-1-1	3	5	1	1	1	3	24
Jason Mgebroff	4-5	0-0	1-1	2-1-3	4	9	0	2	0	0	16
Marquis Hall	3-7	2-3	0-0	0-7-7	1	8	6	2	0	1	31
Kyle Neptune	9-14	4-4	0-0	0-1-1	4	22	0	6	0	1	31
Jose Olivero	11-16	5-8	5-7	0-1-1	4	32	5	3	0	1	34
Bryan White	0-5	0-0	0-0	2-5-7	2	0	1	1	0	0	20
Matt Shamis	1-1	1-1	0-0	0-0-0	0	3	2	2	0	0	10
Greg Page	0-2	0-0	0-0	0-0-0	0	0	0	0	0	0	4
John Gourlay	0-0	0-0	0-0	0-0-0	2	0	1	0	0	0	1
Matt Szalachowski	3-4	2-3	0-0	2-1-3	3	8	2	0	1	1	25
Team				0-1-1				1			
TOTALS	33-58	14-19	7-9	6-18-24	24	87	18	18	2	7	200

FG%: 1st Half 18-35, .514; 2nd Half 15-23, .652; Game .569; 3-PT%: 1st Half 9-11, .818; 2nd Half 5-8, .625; Game .737; FT%: 1st Half 1-1, 1.000; 2nd Half 6-8, .750; Game .800; Deadball: 1.

	FG-A	3-pt FG-A	FT-A	REB	PF	TP	A	TO	BK	ST	MIN
Notre Dame	FG-A	3-pt FG-A	FT-A	REB	PF	TP	A	TO	BK	ST	MIN
Rob Kurz	6-9	1-2	12-13	4-4-8	3	25	1	2	1	3	36
Luke Zeller	1-1	1-1	2-4	2-0-2	0	5	0	2	0	0	6
Colin Falls	6-11	4-8	5-6	0-3-3	2	21	0	0	0	0	37
Kyle McAlarney	2-7	0-4	0-0	2-2-4	0	4	6	3	0	0	27
Russell Carter	6-14	0-4	2-4	0-5-5	1	14	1	1	0	3	35
Tory Jackson	1-1	1-1	0-0	0-0-0	2	3	4	0	0	1	14
Zach Hillesland	4-5	0-0	3-4	3-4-7	2	11	3	2	0	2	22
Ryan Ayers	0-0	0-0	0-0	0-0-0	0	0	0	1	0	0	4
Luke Harangody	0-0	0-0	2-2	0-2-2	4	10	2	2	0	3	19
Team				1-0-1							
TOTALS	30-58	7-20	26-33	12-20-32	14	93	17	13	1	12	200

FG%: 1st Half 15-28, .536; 2nd Half 15-27, .556; Game .545; 3-PT%: 1st Half 4-12, .333; 2nd Half 3-8, .375; Game .350; FT%: 1st Half 10-16, 1.000; 2nd Half 16-17, .941; Game .788; Deadball: 2.

SCORE BY PERIODS

	1	2	F
Lehigh	46	41	87
Notre Dame	44	49	93

OFFICIALS: Pat Driscoll, Mike Roberts, Brian O'Connell

TECHNICALS: None

ATTENDANCE: 8,178

Notes: Rob Kurz topped the 20-point mark for the first time in his career with his 25-point effort ... Colin Falls' season-high 21 points marked the 13th time in his career that he scored 20 or more points ... Russell Carter reached double figures for a career-best fifth consecutive game ... Notre Dame defeated its second Patriot League team this season and is 42-4 all-time versus teams from that conference.

Notre Dame 81, Maryland 74
December 3, 2006
Verizon Center – Washington, DC
BB&T Classic

GAME 7

	FG-A	3-pt FG-A	FT-A	REB	PF	TP	A	TO	BK	ST	MIN
Notre Dame	FG-A	3-pt FG-A	FT-A	REB	PF	TP	A	TO	BK	ST	MIN
Rob Kurz	5-8	2-3	4-4	1-4-5	4	16	0	3	2	0	26
Luke Zeller	1-3	1-2	0-0	0-4-4	4	3	0	1	0	1	17
Colin Falls	2-9	1-8	9-10	1-3-4	2	14	3	2	0	1	40
Kyle McAlarney	6-11	4-6	2-2	0-2-2	0	18	5	5	0	2	37
Russell Carter	5-13	1-3	2-4	1-4-5	4	13	0	3	0	4	22
Tory Jackson	2-3	0-1	1-2	1-1-2	3	5	1	1	0	5	16
Zach Hillesland	3-7	0-0	2-4	1-8-9	3	8	4	2	0	1	25
Ryan Ayers	0-1	0-1	0-0	0-0-0	1	0	0	0	0	0	5
Luke Harangody	1-3	0-0	2-4	0-2-2	0	4	0	0	0	0	12
Team				4-3-7							
TOTALS	25-58	9-24	22-30	9-31-40	21	81	13	18	2	14	200

FG%: 1st Half 11-33, .333; 2nd Half 14-25, .560; Game .431; 3-PT%: 1st Half 4-14, .286; 2nd Half 5-10, .500; Game .375; FT%: 1st Half 3-6, .500; 2nd Half 19-24, .792; Game .733; Deadball: 5.

	FG-A	3-pt FG-A	FT-A	REB	PF	TP	A	TO	BK	ST	MIN
Maryland	FG-A	3-pt FG-A	FT-A	REB	PF	TP	A	TO	BK	ST	MIN
James Gist	3-8	0-0	5-6	2-6-8	2	11	1	1	1	2	32
Ekene Ibekwe	5-7	0-0	3-6	2-3-5	5	13	0	3	4	2	25
D.J. Strawberry	6-11	3-4	2-4	0-3-3	4	17	4	4	0	6	38
Eric Hayes	0-5	0-4	2-2	0-2-2	1	2	0	0	0	0	20
Greivis Vasquez	4-15	2-8	3-4	1-4-5	4	13	2	2	0	0	28
Parrish Brown	1-2	0-0	3-4	1-2-3	2	5	1	1	0	1	13
Will Bowers	1-1	0-0	0-0	0-0-0	1	2	0	1	0	0	4
Bambale Osby	3-7	0-0	0-2	3-5-8	2	6	1	3	0	0	15
Team				1-0-1							
TOTALS	25-59	6-18	18-28	10-27-37	22	74	11	19	6	11	200

FG%: 1st Half 10-28, .357; 2nd Half 15-31, .484; Game .424; 3-PT%: 1st Half 1-6, .167; 2nd Half 5-12, .417; Game .333; FT%: 1st Half 11-16, .688; 2nd Half 7-12, .583; Game .643; Deadball: 3.

SCORE BY PERIODS

	1	2	F
Notre Dame	29	52	81
Maryland	32	42	74

OFFICIALS: Steve Olson, Donnee Gray, Doug Shows

TECHNICALS: Ekene Ibekwe - Maryland

ATTENDANCE: 16,924

Notes: Notre Dame scored 52 second-half points and turned a 44-37 deficit into a 62-51 lead during a 25-7 run in a span of five minutes ... Kyle McAlarney's 18 points marked a career-high ... Rob Kurz scored in double figures for the fifth consecutive game, the longest double-figure scoring streak of his career ... Notre Dame defeated Maryland for the second time at the BB&T Classic ... The Irish are 7-2 all-time at the Verizon Center and 6-1 there under head coach Mike Breay.

Notre Dame 90, Winston-Salem St. 45
November 29, 2006
Joyce Center – Notre Dame, IN

GAME 6

	FG-A	3-pt FG-A	FT-A	REB	PF	TP	A	TO	BK	ST	MIN
Winston-Salem St.	FG-A	3-pt FG-A	FT-A	REB	PF	TP	A	TO	BK	ST	MIN
Darrell Wonge	2-7	1-1	0-0	1-1-2	2	5	1	0	0	0	19
Jamal Durham	2-8	0-0	6-10	0-1-1	0	10	0	1	1	1	34
David Moore	1-3	0-1	0-0	0-0-0	2	2	0	0	0	0	13
Brian Fisher	1-6	0-2	0-0	2-0-2	2	2	2	4	0	1	26
Roy Peake	2-5	0-2	3-3	1-5-6	3	7	2	5	0	0	35
Jason Smith	0-0	0-0	0-0	0-0-0	1	0	0	0	0	0	5
Lowen Wray	4-9	1-4	3-3	0-2-2	2	12	0	3	0	1	20
Andrew Porter	0-1	0-0	0-0	0-0-0	0	0	0	0	0	0	2
Norman Carter	1-1	0-0	0-2	0-3-3	2	2	0	2	0	2	15
Patrick McCandies	0-1	0-1	0-0	0-0-0	0	0	0	0	0	0	2
Darius Floyd	1-3	1-3	0-0	0-0-0	1	3	1	1	0	1	13
Greg Lewis	0-0	0-0	0-0	0-1-1	0	0	0	1	0	0	5
Curtis Hines	0-2	0-2	0-0	2-0-2	0	0	1	0	0	0	6
Julian Murphy-Long	0-0	0-0	2-2	0-0-0	0	2	0	1	0	0	5
Team				0-0-0							
TOTALS	14-46	3-16	14-20	6-13-19	15	45	7	18	1	6	200

FG%: 1st Half 10-25, .400; 2nd Half 4-21, .190; Game .304; 3-PT%: 1st Half 3-8, .375; 2nd Half 0-8, .000; Game .188; FT%: 1st Half 2-2, 1.000; 2nd Half 12-18, .667; Game .700; Deadball: 3.

	FG-A	3-pt FG-A	FT-A	REB	PF	TP	A	TO	BK	ST	MIN
Notre Dame	FG-A	3-pt FG-A	FT-A	REB	PF	TP	A	TO	BK	ST	MIN
Rob Kurz	5-5	0-0	8-8	3-7-10	3	18	3	3	1	2	21
Luke Zeller	3-6	0-1	0-0	1-2-3	2	6	1	0	0	0	21
Colin Falls	4-8	3-7	2-2	0-4-4	1	13	1	0	1	0	25
Kyle McAlarney	4-6	2-4	0-0	0-2-2	0	10	4	4	0	0	25
Russell Carter	4-9	2-5	0-0	2-1-3	2	10	3	1	0	2	23
Tory Jackson	2-6	0-2	1-1	0-1-1	3	5	3	2	0	5	16
Joe Harden	1-2	0-1	0-0	0-2-2	1	2	0	0	1	0	6
Jonathan Peoples	2-2	1-1	2-2	0-1-1	1	7	1	1	0	0	7
Zach Hillesland	1-1	0-0	2-2	1-2-3	3	4	3	1	0	1	13
Kieran Piller	0-0	0-0	0-0	0-0-0	0	0	0	0	0	0	2
Tim Andrew	0-0	0-0	0-0	0-0-0	1	0	0	0	0	0	2
Ryan Ayers	2-4	0-1	2-2	1-6-7	1	6	2	0	1	2	21
Luke Harangody	4-7	0-0	2-2	0-2-2	4	9	2	2	0	3	19
Team				1-1-2							
TOTALS	32-56	8-22	18-19	12-29-41	20	90	24	14	6	13	200

FG%: 1st Half 18-33, .545; 2nd Half 14-23, .609; Game .571; 3-PT%: 1st Half 7-15, .467; 2nd Half 1-7, .143; Game .364; FT%: 1st Half 3-4, .750; 2nd Half 15-15, 1.000; Game .947; Deadball: 2.

SCORE BY PERIODS


	1	2	F
Winston-Salem St.	25	20	45
Notre Dame	46	44	90

OFFICIALS: Frank Scagiotta, Bernard Clinton, Paul Faia

TECHNICALS: None

ATTENDANCE: 8,067

Notes: Rob Kurz recorded his second double-double of the season and fourth of his career ... Colin Falls became the 46th player in Notre Dame basketball history to score 1,000 points.



Rob Kurz posted double-doubles in consecutive outings for the Irish in wins over Alabama (99-85), Elon (94-63) and Portland (86-69). It marked the first time in his career that he registered three straight double-doubles as he averaged 17.0 points and 11.7 rebounds in those contests

Notre Dame 86, Portland 69
December 19, 2006
Joyce Center – Notre Dame, IN

GAME 10

	FG-A	3-pt FG-A	FT-A	REB	PF	TP	A	TO	BK	ST	MIN
Portland											
Ethan Niedermeyer	3-5	1-1	1-1	1-2-3	2	8	1	0	0	0	14
Sherrard Watson	4-7	0-0	1-2	1-0-1	1	9	2	1	1	1	26
Jamie Jones	4-5	0-0	0-0	1-3-4	5	8	0	1	1	0	18
Kevin Field	2-8	0-0	4-4	1-6-7	4	8	3	6	1	0	31
Brian McFear	6-11	2-4	0-0	0-1-1	3	14	6	4	0	0	35
Darren Cooper	4-6	3-3	0-0	3-3-6	2	11	1	3	0	0	23
Walter Thompson	0-1	0-1	0-0	0-1-1	0	0	0	0	0	0	6
Chris Jackson	3-3	0-0	3-5	0-2-2	1	9	3	0	0	0	21
Parker Emerson	0-1	0-0	0-0	0-1-1	0	0	0	0	0	0	1
Marcus Carter	0-1	0-0	0-0	1-0-1	4	0	1	3	0	0	14
Ben Sullivan	1-6	0-1	0-0	0-1-1	2	2	1	1	0	0	11
Team				2-1-3	1						

TOTALS 27-54 6-10 9-12 11-20-31 25 69 18 19 3 1 200
 FG%: 1st Half 12-22, .545; 2nd Half 15-32, .469; Game .500; 3-PT%: 1st Half 2-3, .667; 2nd Half 4-7, .571; Game .600; FT%: 1st Half 3-4, .750; 2nd Half 6-8, .750; Game .750; Deadball: 0.

	FG-A	3-pt FG-A	FT-A	REB	PF	TP	A	TO	BK	ST	MIN
Notre Dame											
Rob Kurz	5-10	0-2	11-12	5-6-11	3	21	1	1	2	0	33
Zach Hillesland	2-4	0-0	2-3	2-2-4	3	6	2	2	0	2	22
Luke Zeller	0-4	0-0	0-0	1-0-1	3	0	0	0	0	0	14
Kyle McAlamey	3-8	1-5	1-2	0-2-2	0	8	3	2	0	3	34
Russell Carter	8-16	5-10	7-8	1-3-4	3	28	2	3	0	1	35
Tory Jackson	1-2	1-1	5-6	1-3-4	0	8	1	1	0	1	23
Joe Harden	0-0	0-0	0-0	0-0-0	0	0	0	0	0	0	2
Jonathan Peoples	0-0	0-0	0-0	0-0-0	0	0	0	0	0	0	1
Kieran Piller	0-0	0-0	0-2	0-1-1	0	0	0	0	0	0	1
Tim Andree	0-0	0-0	0-0	0-0-0	0	0	0	0	0	0	1
Ryan Ayers	1-2	1-2	0-0	1-1-2	1	3	0	0	1	1	15
Luke Harangody	2-8	0-0	8-9	1-1-2	3	12	3	1	0	2	19
Team				3-0-3							

TOTALS 22-54 8-20 34-42 15-19-34 16 86 12 10 3 10 200
 FG%: 1st Half 11-30, .367; 2nd Half 11-24, .458; Game .407; 3-PT%: 1st Half 2-7, .286; 2nd Half 6-13, .462; Game .400; FT%: 1st Half 11-14, .786; 2nd Half 23-28, .821; Game .810; Deadball: 5.

SCORE BY PERIODS
 Portland 29 40 69
 Notre Dame 35 51 86
OFFICIALS: Reggie Greenwood, Ed Hightower, James Breeding
TECHNICALS: Portland-Bench
ATTENDANCE: 7,861

Notes: Russell Carter's 28 points marked a career-high and the third straight game (and fifth time this season) that he scored 20-plus points ... Rob Kurz registered his third consecutive double-double, the first time that has been done since Ryan Humphrey had 11 straight double-doubles during the 2001-02 season ... Kurz scored 20-plus points for the second time during his career ... Luke Harangody netted double figures for the seventh time in 10 games.

Notre Dame 94, Elon 63
December 16, 2006
Joyce Center – Notre Dame, IN

GAME 9

	FG-A	3-pt FG-A	FT-A	REB	PF	TP	A	TO	BK	ST	MIN
Elon											
Adam Constantine	1-4	0-0	0-0	1-5-6	4	2	1	2	0	0	20
Chris Chalko	5-15	2-9	0-0	3-0-3	2	12	2	0	1	0	29
LeVonn Jordan	2-12	0-2	3-4	1-3-4	3	7	2	2	1	3	32
Devan Carter	5-9	2-3	2-2	1-2-3	4	14	2	1	0	0	27
Brett James	3-7	0-1	0-0	1-0-1	2	6	0	4	0	0	13
Brian Waters	2-4	0-0	0-0	0-0-0	2	4	3	1	0	2	14
John Charlesworth	0-1	0-1	0-0	0-1-1	0	0	0	0	0	0	8
John Ogolo	3-6	2-4	0-0	0-2-2	2	8	0	0	0	2	20
Ola Atoyebi	1-5	0-0	0-0	0-4-4	4	2	2	1	0	0	15
Scott Grable	3-4	0-0	2-4	4-1-5	2	8	1	1	0	0	17
TJ Douglas	0-2	0-2	0-1	0-1-1	0	0	0	0	0	0	5
Team				0-1-1							

TOTALS 25-69 6-22 7-9 11-19-30 25 63 13 12 2 7 200
 FG%: 1st Half 10-31, .323; 2nd Half 15-38, .395; Game .362; 3-PT%: 1st Half 2-10, .200; 2nd Half 4-12, .333; Game .273; FT%: 1st Half 5-6, .833; 2nd Half 2-3, .667; Game .778; Deadball: 0.

	FG-A	3-pt FG-A	FT-A	REB	PF	TP	A	TO	BK	ST	MIN
Notre Dame											
Rob Kurz	3-6	1-2	9-11	6-6-12	0	16	7	2	4	1	30
Zach Hillesland	2-3	0-0	2-2	1-2-3	3	6	2	4	1	1	20
Luke Zeller	5-7	3-4	1-3	2-1-3	4	14	2	0	0	0	22
Kyle McAlamey	1-5	1-3	6-6	0-2-2	1	9	2	1	0	2	31
Russell Carter	7-11	5-7	2-2	0-6-6	3	21	4	2	0	1	28
Tory Jackson	2-10	0-4	4-8	3-2-5	1	8	1	2	0	2	19
Joe Harden	1-3	0-1	2-2	1-2-3	0	4	1	0	0	0	5
Jonathan Peoples	0-3	0-1	0-0	0-1-1	0	0	0	0	0	0	6
Kieran Piller	0-0	0-0	0-0	0-1-1	0	0	0	0	0	0	2
Tim Andree	0-0	0-0	0-0	0-1-1	0	0	0	0	0	0	1
Ryan Ayers	2-4	0-2	0-0	2-4-6	2	4	2	0	0	0	18
Luke Harangody	4-9	0-0	4-4	4-6-10	1	12	1	2	0	1	18
Team				0-2-2							

TOTALS 27-61 10-24 30-38 20-35-55 15 94 22 13 5 8 200
 FG%: 1st Half 14-33, .424; 2nd Half 13-28, .464; Game .443; 3-PT%: 1st Half 5-14, .357; 2nd Half 5-10, .500; Game .417; FT%: 1st Half 14-18, .778; 2nd Half 16-20, .800; Game .789; Deadball: 3.

SCORE BY PERIODS
 1 2 F
 Elon 27 36 63
 Notre Dame 47 47 94
OFFICIALS: Glenn Mayborg, Ron Tyurski, Bill McCarthy
TECHNICALS: None
ATTENDANCE: 8,036

Notes: Russell Carter scored 20-plus points for the second consecutive game and fourth time in 2005-06 ... Rob Kurz registered his second consecutive double-double and fourth of the season ... Luke Harangody posted his second double-double ... Luke Zeller's 14 points were a career-high ... Colin Falls missed the first game of his career with an injury (prior to that had played in all 99 games of his career and had made 60 consecutive starts) ... Notre Dame topped the 90-plus mark for the sixth time in nine games ... The Irish outrebounded an opponent for the eighth time in nine games.

Notre Dame 88, Army 47
December 21, 2006
Joyce Center – Notre Dame, IN

GAME 11

	FG-A	3-pt FG-A	FT-A	REB	PF	TP	A	TO	BK	ST	MIN
Army											
Kenny Brewer	0-1	0-0	0-0	0-0-0	3	0	0	0	0	0	3
Chris Walker	2-5	0-0	0-2	1-1-2	4	4	0	0	1	0	18
Richard Cleveland	0-2	0-1	0-0	0-0-0	1	0	0	0	1	0	10
Matt Bell	4-6	2-4	5-6	0-2-2	3	15	1	2	0	0	23
Cory Sinning	0-0	0-0	0-0	0-3-3	1	0	3	2	0	0	14
Tyrell Thompson	1-2	0-0	3-4	1-3-4	1	5	2	3	0	2	17
Eric Zastoupil	3-4	0-0	2-2	0-0-0	0	8	0	0	0	0	9
Marcus Nelson	1-2	0-0	1-3	0-4-4	3	3	5	2	0	1	23
Marshall Jackson	0-1	0-0	0-0	0-2-2	0	0	0	0	0	0	7
Curtis Koszuta	0-1	0-0	0-0	0-0-0	0	0	0	0	0	0	1
Grant Carter	1-3	1-3	0-0	0-0-0	0	3	1	0	0	0	4
John Moonshower	0-0	0-0	0-0	0-1-1	0	0	0	0	3	0	15
Corban Bates	2-5	0-2	0-0	1-0-1	2	0	0	2	0	0	7
Team				1-0-1							

TOTALS 16-46 3-14 12-19 5-17-22 22 47 14 16 5 4 200
 FG%: 1st Half 7-19, .368; 2nd Half 9-27, .333; Game .348; 3-PT%: 1st Half 1-5, .200; 2nd Half 2-9, .222; Game .214; FT%: 1st Half 5-9, .556; 2nd Half 7-10, .700; Game .632; Deadball: 2.

	FG-A	3-pt FG-A	FT-A	REB	PF	TP	A	TO	BK	ST	MIN
Notre Dame											
Rob Kurz	4-7	1-1	0-0	1-6-7	3	9	1	1	1	1	21
Luke Zeller	1-5	1-2	0-0	2-1-3	4	3	0	1	2	1	17
Russell Carter	4-11	2-6	2-3	1-1-2	2	12	3	2	0	1	25
Colin Falls	9-11	6-8	0-1	0-2-2	2	24	1	1	0	0	18
Kyle McAlamey	2-4	2-4	3-4	1-0-1	0	9	8	1	0	0	25
Tory Jackson	1-3	1-2	0-1	0-4-4	2	3	5	1	0	3	18
Joe Harden	0-1	0-1	0-1	1-3-4	0	0	0	0	0	0	8
Jonathan Peoples	1-2	1-2	0-0	0-0-0	0	3	1	2	0	0	8
Zach Hillesland	2-2	0-0	2-3	2-3-5	3	6	1	2	0	1	15
Kieran Piller	0-0	0-0	0-0	0-0-0	0	0	1	0	0	0	4
Tim Andree	1-2	0-0	0-0	0-0-0	0	2	0	0	0	0	4
Ryan Ayers	3-4	1-2	0-0	1-2-3	3	7	2	2	0	0	19
Luke Harangody	3-7	0-0	4-5	4-8-12	1	10	4	1	0	1	18
Team				2-0-2							

TOTALS 31-59 15-28 11-18 15-30-45 20 88 27 14 3 8 200
 FG%: 1st Half 15-28, .536; 2nd Half 16-31, .516; Game .525; 3-PT%: 1st Half 9-14, .643; 2nd Half 6-14, .429; Game .536; FT%: 1st Half 7-10, .700; 2nd Half 4-8, .500; Game .611; Deadball: 3.

SCORE BY PERIODS
 1 2 F
 Army 20 27 47
 Notre Dame 46 42 88
OFFICIALS: Mike Kitts, Paul Janssen, Fran Connolly
TECHNICALS: None
ATTENDANCE: 8,309

Notes: Notre Dame extended its win streak to nine games, the longest during Mike Brey's tenure ... Colin Falls returned to the court after missing the two previous outings and scored a season-high 24 points ... Luke Harangody's 12 rebounds were a career-high ... Notre Dame topped the 80-point mark for the ninth time in 11 games ... The Irish held an opponent to under 50 points for the third time this season ... Notre Dame improved to 8-0 at home and extended its current win streak at the Joyce Center to 10 games dating back to last season ... The Irish shot better than 50 percent for the seventh time in 11 games.

Notre Dame 101, Rider 51
December 28, 2006
Joyce Center – Notre Dame, IN

GAME 12

	FG-A	3-pt FG-A	FT-A	REB	PF	TP	A	TO	BK	ST	MIN
Rider	4-12	0-1	1-1	1-5-6	4	9	3	2	0	0	23
Jason Thompson	3-9	0-0	1-1	1-1-2	2	7	1	2	0	0	26
Robbie Myers	3-8	0-2	4-4	2-3-5	2	10	0	3	0	0	36
Ryan Thompson	0-2	0-1	0-0	0-3-3	1	0	0	0	0	0	11
Harris Mansell	4-10	2-6	0-1	0-7-7	1	10	3	3	0	1	38
Terrance Mouton	0-2	0-2	0-0	0-0-0	3	0	1	0	0	0	15
Kamron Warner	1-6	0-1	2-4	2-2-4	2	4	0	2	0	0	14
Joel Green	0-0	0-0	0-0	0-0-0	1	0	0	2	0	0	3
Kevin Hickman	1-5	0-4	0-0	0-0-0	0	2	1	1	0	1	20
Lamar Johnson	1-3	0-0	4-8	2-0-2	0	6	0	1	0	0	11
Barney Anderson	1-1	0-0	1-2	0-0-0	2	3	0	0	0	1	4
Kevin Vosilla				2-3-5	1						
Team											

TOTALS 18-58 2-17 13-21 10-24-34 19 51 9 16 0 4 200
 FG%: 1st Half 8-29, .276; 2nd Half 10-29, .345; Game .310; 3-PT%: 1st Half 1-7, .143; 2nd Half 1-10, .100; Game .118; FT%: 1st Half 7-13, .538; 2nd Half 6-8, .750; Game .619; Deadball: 5.

	FG-A	3-pt FG-A	FT-A	REB	PF	TP	A	TO	BK	ST	MIN
Notre Dame	6-8	2-2	9-13	4-4-8	2	23	1	1	1	1	22
Rob Kurz	1-5	0-2	1-2	0-3-3	4	3	0	3	1	0	16
Luke Zeller	1-8	1-7	1-2	0-3-3	3	4	2	0	1	1	27
Colin Falls	7-11	7-9	0-0	1-2-3	0	21	6	0	0	1	27
Kyle McAlarney	5-12	2-7	3-3	1-6-7	2	15	5	1	0	5	31
Russell Carter	2-2	0-0	0-0	1-2-3	3	4	3	2	0	1	17
Tory Jackson	0-0	0-0	0-0	0-0-0	1	0	2	0	0	0	4
Joe Harden	2-2	1-1	0-0	0-0-0	0	5	0	0	0	0	4
Jonathan Peoples	1-2	0-0	4-5	0-2-2	4	6	3	3	0	0	19
Zach Hillesland	0-0	0-0	0-0	0-0-0	0	0	0	0	0	0	1
Kieran Piller	1-4	0-3	0-0	0-1-1	1	2	0	0	0	1	13
Ryan Ayers	8-12	0-0	2-2	4-6-10	2	18	1	0	1	0	19
Luke Harangody				2-0-2							
Team											

TOTALS 34-66 13-31 20-27 11-33-44 22 101 23 10 4 12 200
 FG%: 1st Half 18-38, .474; 2nd Half 16-28, .571; Game .515; 3-PT%: 1st Half 10-21, .476; 2nd Half 3-10, .300; Game .419; FT%: 1st Half 10-12, .833; 2nd Half 10-15, .667; Game .741; Deadball: 4.

SCORE BY PERIODS

Rider	1	2	F
Notre Dame	24	27	51
Notre Dame	56	45	101

OFFICIALS: Ed Corbett, John Gaffney, Earl Wilson

TECHNICALS: None

ATTENDANCE: 8,640

Notes: Notre Dame topped the 100-point mark for the first time this season and the seventh time under Mike Brey ... The current 10-game streak is the longest since winning 11 straight in 1987 ... Rob Kurz topped the 20-point mark for the third time this season, while Kyle McAlarney hit the 20-plus point mark for the second time with a career-best ... Luke Harangody produced his third double-double in four games and fourth of the season ... Notre Dame scored 80-plus points for the eighth straight game ... Notre Dame's 56 first-half points were the second-most in a first half under Brey ... The 10 three-pointers in the first half matched a high for an Irish team under Brey.

Notre Dame 95, Stony Brook 66
December 30, 2006
Joyce Center – Notre Dame, IN

GAME 13

	FG-A	3-pt FG-A	FT-A	REB	PF	TP	A	TO	BK	ST	MIN
Stony Brook	0-2	0-0	0-0	0-2-2	5	0	0	1	0	0	11
Andrew Goba	4-8	1-2	5-7	2-4-6	2	14	0	2	2	1	26
Mike Popoko	1-4	0-2	3-6	1-1-2	1	5	8	1	0	2	29
Eddie Castellanos	3-7	0-3	1-1	0-2-2	2	7	0	1	0	2	27
Ricky Lucas	6-12	1-1	1-2	1-0-1	4	14	2	7	0	3	27
Mitchell Beauford	0-2	0-0	0-0	0-0-0	0	0	0	1	0	0	8
Brandon Hickson	0-0	0-0	0-0	0-0-0	0	0	1	2	0	0	5
Marques Cox	1-2	1-2	1-2	1-2-3	1	4	0	0	0	0	5
Kyle Wright	2-3	0-0	1-1	0-2-2	3	5	0	1	1	0	13
Rio Pitt	2-5	0-0	3-4	0-2-2	5	7	0	1	0	1	26
Solomon Bamiro	1-1	0-0	0-0	0-0-0	1	2	0	0	0	0	3
Stephane Bakinde	1-3	1-2	0-0	0-0-0	0	3	0	0	0	0	7
Marcus Robinson	0-0	0-0	0-0	0-0-0	1	0	0	1	0	0	1
Ryan Jones	1-1	0-0	0-0	1-1-2	5	2	0	1	1	0	8
Andre Vanderpool	1-3	1-2	0-0	0-0-0	0	3	1	0	0	0	4
Tre Cunningham				1-3-4							
Team											

TOTALS 23-53 5-14 15-23 7-19-26 30 66 12 19 4 9 200
 FG%: 1st Half 12-25, .480; 2nd Half 11-28, .393; Game .434; 3-PT%: 1st Half 1-4, .250; 2nd Half 4-10, .400; Game .357; FT%: 1st Half 3-5, .600; 2nd Half 12-18, .667; Game .652; Deadball: 5.

	FG-A	3-pt FG-A	FT-A	REB	PF	TP	A	TO	BK	ST	MIN
Notre Dame	2-6	0-1	11-14	2-8-10	2	15	3	7	3	0	24
Rob Kurz	2-2	2-2	2-2	0-4-4	2	8	2	0	1	0	18
Luke Zeller	1-3	0-1	1-2	0-2-2	3	3	2	5	0	3	29
Tory Jackson	6-10	5-8	0-0	1-1-2	1	17	1	1	0	0	32
Colin Falls	8-12	7-11	0-0	1-1-2	4	23	4	3	0	2	26
Russell Carter	2-3	0-0	0-0	0-1-1	1	4	1	0	0	0	4
Joe Harden	0-4	0-2	0-0	0-1-1	0	0	1	0	0	1	13
Jonathan Peoples	0-1	0-0	5-6	2-1-3	1	5	2	0	0	2	19
Zach Hillesland	1-1	0-0	0-0	0-0-0	0	2	0	0	0	0	3
Kieran Piller	1-3	1-3	3-4	0-1-1	1	6	1	1	0	0	16
Ryan Ayers	4-8	0-0	4-4	3-2-5	5	12	2	1	0	0	16
Luke Harangody				3-4-7							
Team											

TOTALS 27-53 15-28 26-32 12-26-38 20 95 19 18 4 8 200
 FG%: 1st Half 12-25, .480; 2nd Half 15-28, .536; Game .509; 3-PT%: 1st Half 7-13, .538; 2nd Half 8-15, .533; Game .536; FT%: 1st Half 12-17, .706; 2nd Half 14-15, .933; Game .813; Deadball: 1.

SCORE BY PERIODS

Stony Brook	1	2	F
Notre Dame	28	38	66
Notre Dame	43	52	95

OFFICIALS: Ray Perone, Mike Roberts, Rob Tyburski

TECHNICALS: None

ATTENDANCE: 8,072

Notes: Tory Jackson made his first career start ... Notre Dame topped the 80-plus point mark for the ninth straight game — the last time that was done was in 1976-77 ... The Irish are off to their best start since the 2002-03 campaign when that squad began the season 12-1 ... Notre Dame's 11-game win streak matched the longest since the 1986-87 season (11 straight) and is the longest in the Brey era ... Russell Carter scored 20-plus points for the sixth time ... Rob Kurz record his sixth double-double of the season.

Notre Dame 78, Louisville 62
January 3, 2007
Joyce Center – Notre Dame, IN

GAME 14

	FG-A	3-pt FG-A	FT-A	REB	PF	TP	A	TO	BK	ST	MIN
Louisville	7-12	4-7	0-3	3-3-6	0	18	1	2	1	1	32
Terrence Williams	0-2	0-0	2-2	1-0-1	2	2	1	2	0	0	12
Juan Palacios	2-4	0-0	0-0	1-1-2	3	4	0	1	1	0	20
David Padgett	2-7	1-3	0-0	0-2-2	2	5	4	1	0	1	23
Edgar Sosa	2-5	1-2	0-0	0-5-5	2	5	2	0	0	0	26
Jerry Smith	1-3	0-2	0-0	0-0-0	0	0	2	0	0	0	6
Earl Clark	1-5	1-4	1-2	0-2-2	1	4	1	4	0	0	15
Brandon Jenkins	2-3	0-0	5-6	3-3-6	1	9	1	0	0	1	23
Perrin Johnson	0-1	0-1	0-0	0-3-3	1	0	0	0	0	0	6
Will Scott	4-5	0-0	1-2	0-0-0	3	9	0	2	2	0	17
Derrick Character	0-3	0-2	2-2	0-0-0	2	2	5	3	0	0	17
Andre McGee	1-2	0-0	0-0	1-0-1	0	2	0	0	0	0	3
Terrance Farley				3-0-3							
Team											

TOTALS 22-52 7-21 11-17 12-19-31 17 62 15 15 4 3 200
 FG%: 1st Half 10-25, .400; 2nd Half 12-27, .444; Game .423; 3-PT%: 1st Half 3-11, .273; 2nd Half 4-10, .400; Game .333; FT%: 1st Half 6-7, .857; 2nd Half 5-10, .500; Game .647; Deadball: 2.

	FG-A	3-pt FG-A	FT-A	REB	PF	TP	A	TO	BK	ST	MIN
Notre Dame	2-10	1-3	5-6	3-6-9	3	10	6	0	3	0	34
Rob Kurz	3-5	1-2	0-0	2-2-4	3	7	1	1	0	0	15
Luke Zeller	5-8	0-2	4-7	2-3-5	2	14	4	4	0	3	35
Tory Jackson	3-12	1-8	0-0	0-4-4	1	7	5	1	0	2	37
Colin Falls	7-14	3-5	2-2	2-1-3	1	19	1	1	0	3	38
Russell Carter	0-0	0-0	0-0	0-0-0	0	0	0	0	0	1	8
Jonathan Peoples	2-2	0-0	2-3	1-1-2	2	6	1	0	0	1	9
Zach Hillesland	0-0	0-0	0-0	0-0-0	1	0	0	1	0	0	3
Ryan Ayers	7-11	0-0	1-1	4-2-6	1	15	0	0	0	0	21
Luke Harangody				3-4-7							
Team											

TOTALS 29-62 6-20 14-19 15-21-36 14 78 18 9 3 10 200
 FG%: 1st Half 18-22, .818; 2nd Half 11-29, .379; Game .468; 3-PT%: 1st Half 5-13, .385; 2nd Half 1-7, .143; Game .300; FT%: 1st Half 2-3, .667; 2nd Half 12-16, .750; Game .737; Deadball: 5.

SCORE BY PERIODS

Louisville	1	2	F
Notre Dame	29	38	66
Notre Dame	43	35	78

OFFICIALS: Mike Kitts, Bob Donato, Michael Stephens

TECHNICALS: None

ATTENDANCE: 8,580

Notes: Notre Dame won its 12th straight game ... The last time an Irish team had a 12-game win streak was during the 1973-74 season ... Tory Jackson matched his career-high with 14 points ... The Irish out-rebounded an opponent for the 13th time in 14 games ... Notre Dame improved to 11-0 at home this season ... Russell Carter has scored in double figures in all 14 games ... The Irish improved to 6-6 all-time in BIG EAST openers and 3-4 under head coach Mike

Notre Dame 66, West Virginia 58
January 9, 2007
Joyce Center – Notre Dame, IN

GAME 16

	FG-A	3-pt FG-A	FT-A	REB	PF	TP	A	TO	BK	ST	MIN
West Virginia	4-11	1-2	0-0	1-2-3	1	9	1	1	1	1	23
Joe Alexander	4-14	4-11	1-2	1-3-4	0	13	5	2	0	1	36
Frank Young	6-12	1-4	1-1	0-2-2	4	14	5	2	0	0	28
Alex Ruoff	1-4	0-0	0-4	7-2-9	1	2	1	0	0	5	31
Rob Summers	3-10	2-5	0-0	0-2-2	4	8	3	2	0	1	36
Darris Nichols	4-7	1-1	0-0	5-5-10	4	9	0	1	0	0	20
Da'Sean Butler	0-1	0-1	0-0	1-0-1	0	0	1	1	0	0	6
Joe Mazzulla	0-1	0-1	0-0	0-0-0	0	0	0	1	0	0	11
Devan Bawinkel	1-1	1-1	0-0	0-0-0	1	3	0	1	0	0	9
Jamie Smalligan				1-1-2							
Team											
TOTALS	23-61	10-26	2-7	16-17-33	15	58	16	11	1	7	200

FG%: 1st Half 9-28, .321; 2nd Half 14-33, .424; Game .377; 3-PT%: 1st Half 2-8, .250; 2nd Half 8-18, .444; Game .385; FT%: 1st Half 1-1, 1.000; 2nd Half 1-6, .167; Game .286; Deadball: 3.

	FG-A	3-pt FG-A	FT-A	REB	PF	TP	A	TO	BK	ST	MIN
Notre Dame	2-4	0-0	4-7	4-7-11	3	8	1	2	1	0	34
Rob Kurz	1-2	0-1	0-0	0-2-2	1	2	2	1	1	0	13
Luke Zeller	0-2	0-1	0-0	0-2-2	1	0	6	2	0	3	26
Tory Jackson	5-8	4-7	0-1	0-1-1	2	14	1	1	2	2	40
Colin Falls	8-17	0-5	3-4	1-2-3	1	19	1	3	0	1	37
Russell Carter	1-1	0-0	0-0	0-3-3	1	2	3	1	0	1	14
Jonathan Peoples	1-1	0-0	0-0	0-3-3	2	2	3	4	0	0	14
Zach Hillesland	1-1	1-1	0-0	0-0-0	0	3	0	0	0	0	3
Ryan Ayers	4-7	0-0	3-4	1-4-5	0	11	1	2	0	0	19
Luke Harangody				0-0-0							
Team											
TOTALS	23-43	5-15	10-16	6-24-30	11	61	18	16	4	7	200

FG%: 1st Half 12-24, .500; 2nd Half 11-19, .579; Game .535; 3-PT%: 1st Half 4-9, .444; 2nd Half 1-6, .167; Game .333; FT%: 1st Half 3-7, .429; 2nd Half 7-9, .778; Game .625 Deadball: 3.

SCORE BY PERIODS

West Virginia	21	37	58
Notre Dame	31	30	61

OFFICIALS: Ed Corbett, Tim Clougherty, Ted Hillary
TECHNICALS: None
ATTENDANCE: 8,147

Notes: Notre Dame improved to 12-0 at home and extended its win streak at the Joyce Center to 14 games ... The Irish's 14-2 start is the second time under Brey that the Irish have started the season 14-2 ... Notre Dame defeated West Virginia for the 12th time in 13 games and now owns a 23-8 advantage in the series ... Russell Carter scored in double figures for the 15th straight game ... Rob Kurz grabbed 10-plus rebounds for the seventh time this season ... Tory Jackson six assists marked a career high ... Notre Dame was outrebounded for just the third time this season and second straight game.

Villanova 102, Notre Dame 87
January 17, 2007
The Pavilion – Villanova, PA

GAME 18

	FG-A	3-pt FG-A	FT-A	REB	PF	TP	A	TO	BK	ST	MIN
Notre Dame	3-9	0-1	5-6	5-1-6	3	11	0	2	1	2	26
Rob Kurz	5-8	0-0	3-4	1-3-4	2	13	1	1	0	0	28
Luke Harangody	2-6	0-1	0-0	0-4-4	4	4	5	2	0	1	36
Tory Jackson	5-10	5-10	2-2	2-1-3	4	17	3	3	0	1	34
Colin Falls	9-19	6-11	2-2	1-3-4	2	26	4	2	2	0	36
Russell Carter	0-0	0-0	0-0	1-0-1	0	0	0	0	0	0	1
Joe Harden	0-2	0-2	0-0	0-0-0	1	0	1	2	0	3	14
Jonathan Peoples	0-3	0-0	2-2	2-0-2	4	2	1	0	1	1	16
Zach Hillesland	2-5	2-4	0-0	0-0-0	1	6	0	0	0	0	9
Luke Zeller	1-3	1-3	0-0	1-0-1	1	3	0	0	0	0	7
Ryan Ayers				2-2-4							
Team											
TOTALS	28-66	15-34	16-18	14-12-26	22	87	18	13	4	10	200

FG%: 1st Half 13-33, .394; 2nd Half 15-33, .455; Game .424; 3-PT%: 1st Half 8-15, .533; 2nd Half 7-19, .368; Game .441; FT%: 1st Half 6-8, .750; 2nd Half 10-10, 1.000; Game .889; Deadball: 1.

	FG-A	3-pt FG-A	FT-A	REB	PF	TP	A	TO	BK	ST	MIN
Villanova	7-11	0-0	5-7	5-4-9	5	19	2	3	1	3	30
Dante Cunningham	7-12	3-4	4-5	1-5-6	4	21	1	2	3	2	29
Curtis Sumpter	3-6	0-1	0-0	3-6-9	3	6	3	1	0	2	32
Will Sheridan	8-12	2-3	9-10	0-1-1	1	27	4	3	0	1	37
Scottie Reynolds	6-13	4-10	2-2	1-2-3	1	18	7	2	0	1	36
Mike Nardi	0-0	0-0	0-0	0-0-0	0	0	0	0	0	0	1
Bilal Benn	0-0	0-0	0-0	0-1-1	1	0	2	3	0	1	8
Reggie Redding	2-5	1-3	4-4	3-3-6	0	9	3	2	1	1	23
Shane Clark	0-0	0-0	0-0	0-0-0	0	0	0	0	0	0	0
Dwayne Anderson	1-1	0-0	0-0	0-0-0	2	2	0	0	0	0	3
J Casiem Drummond				3-2-5							
Team											
TOTALS	34-60	10-21	24-28	16-24-40	17	102	22	16	5	11	200

FG%: 1st Half 20-34, .588; 2nd Half 14-26, .538; Game .567; 3-PT%: 1st Half 5-10, .500; 2nd Half 5-11, .455; Game .476; FT%: 1st Half 5-6, .833; 2nd Half 19-22, .864; Game .857; Deadball: 3.

SCORE BY PERIODS

Notre Dame	40	47	87
Villanova	50	52	102

OFFICIALS: Bob Donato, Doug Shows, Michael Stephens
TECHNICALS: None
ATTENDANCE: 6,500

Notes: Notre Dame was beaten by double digits (15 points) for the second consecutive road game ... The 102 points were the most given up by the Irish in a regulation game under Mike Brey ... The last time Notre Dame gave up 100-plus points in a regulation game was in a 101-70 loss to Connecticut on Jan. 12, 1999 ... Russell Carter topped the 20-plus point mark for the eighth time this season and led the Irish in scoring for the sixth straight game ... Villanova became just the fourth team to shoot better than 50 percent from the field against and outrebound the Irish.

Notre Dame 88, Seton Hall 76
January 14, 2007
Joyce Center – Notre Dame, IN

GAME 17

	FG-A	3-pt FG-A	FT-A	REB	PF	TP	A	TO	BK	ST	MIN
Seton Hall	0-0	0-0	0-0	0-1-1	2	0	0	0	0	0	10
Grant Billmeier	6-19	3-10	1-2	3-3-6	3	16	1	2	0	0	35
Jamar Nutter	6-13	1-2	7-8	3-6-9	5	20	1	1	0	0	38
Brian Laing	6-15	0-1	5-5	3-1-4	2	17	2	3	0	3	39
Eugene Harvey	4-14	1-4	4-4	1-2-3	4	13	4	0	0	1	35
Larry Davis	0-0	0-0	0-0	0-0-0	0	0	0	0	0	0	3
Kashif Pratt	0-0	0-0	0-0	0-1-1	0	0	0	0	0	0	1
Carl Marshall	0-0	0-0	0-0	0-1-1	0	0	0	0	0	0	1
Mani Messy	0-4	0-1	2-2	1-3-4	5	2	3	1	0	4	17
Paul Gause	3-5	0-0	2-2	2-2-4	2	8	0	1	0	0	19
Stan Gaines				1-3-4							
Team											
TOTALS	25-70	5-18	21-23	15-22-27	23	76	11	8	0	9	200

FG%: 1st Half 15-29, .517; 2nd Half 10-41, .244; Game .357; 3-PT%: 1st Half 3-7, .429; 2nd Half 2-11, .182; Game .278; FT%: 1st Half 5-6, .833; 2nd Half 16-17, .941; Game .913; Deadball: 1.

	FG-A	3-pt FG-A	FT-A	REB	PF	TP	A	TO	BK	ST	MIN
Notre Dame	4-5	1-2	6-9	2-7-9	4	15	1	2	3	0	29
Rob Kurz	5-11	0-0	2-4	1-4-5	3	12	1	3	1	0	22
Luke Harangody	2-6	0-1	0-0	0-4-4	4	4	5	2	0	1	36
Tory Jackson	1-7	1-6	1-1	0-0-0	3	4	1	0	0	0	19
Colin Falls	8-14	4-7	4-4	2-8-10	1	24	3	3	0	1	31
Russell Carter	2-2	2-2	3-4	0-1-1	1	9	3	4	0	0	19
Jonathan Peoples	6-10	0-0	0-1	6-4-10	1	12	8	1	1	1	25
Zach Hillesland	1-1	0-0	0-0	0-0-0	1	2	0	0	0	0	3
Luke Zeller	2-2	2-2	0-0	0-1-1	2	6	1	0	0	0	16
Ryan Ayers				0-2-2							
Team											
TOTALS	31-58	10-20	16-23	11-31-42	20	88	23	15	5	3	200

FG%: 1st Half 17-33, .515; 2nd Half 14-25, .560; Game .534; 3-PT%: 1st Half 4-10, .400; 2nd Half 6-10, .600; Game .500; FT%: 1st Half 6-9, .667; 2nd Half 10-14, .714; Game .696 Deadball: 1.

SCORE BY PERIODS

Seton Hall	38	38	76
Notre Dame	44	44	88

OFFICIALS: Jim Burr, Ed Hightower, Pat Driscoll
TECHNICALS: Seton Hall - Brian Laing; Notre Dame - Luke Harangody
ATTENDANCE: 10,137

Notes: Russell Carter registered his first double-double of the season and second of his career ... Carter has scored 20-plus point in seven games ... Notre Dame's 15-2 start is the best ever under head coach Mike Brey ... With Luke Harangody and Tory Jackson in the starting lineup, it marked the first time since the 2001-02 campaign that the Irish had two freshmen in the starting lineup ... Notre Dame improved to 13-0 at home and extended its home win streak to 15 games ... Zach Hillesland's eight assists marked a career-high ... Notre Dame has shot better than 50 percent from the field in eight games.



Russell Carter notched his first double-double of the season and second of his career when he scored 24 points and grabbed 10 rebounds in Notre Dame's win over Seton Hall.

Notre Dame 82, South Florida 58
January 21, 2007
Joyce Center – Notre Dame, IN

GAME
19

	FG-A	3-pt FG-A	FT-A	REB	PF	TP	A	TO	BK	ST	MIN
USF	3-10	3-6	2-2	1-1-2	1	11	1	1	0	0	32
Melvin Buckley	3-7	0-0	4-5	0-4-4	5	10	0	0	3	1	17
McHugh Mattis	10-17	0-0	3-12	6-5-11	4	23	2	1	0	1	35
Kentrell Gransberry	1-4	0-1	2-2	0-3-3	0	4	0	4	0	2	19
Soloman Bozeman	4-8	0-0	0-0	0-4-4	1	8	6	2	0	2	34
Chris Howard	0-1	0-0	0-0	0-1-1	0	0	1	0	0	0	13
Chris Capko	0-2	0-1	0-0	0-0-0	2	0	0	0	0	0	13
Eddie Lovett	0-0	0-0	0-0	0-0-0	0	0	2	1	0	0	4
Adam Saaka	0-2	0-1	2-4	0-4-4	2	2	1	5	1	3	33
Jesus Verdejo				0-1-1							
Team											
TOTALS	21-51	3-9	13-25	7-23-30	15	58	13	15	4	9	200

FG%: 1st Half 9-24, .375; 2nd Half 12-27, .444; Game .412; 3-PT%: 1st Half 2-4, .500; 2nd Half 1-5, .200; Game .333; FT%: 1st Half 6-12, .500; 2nd Half 7-13, .538; Game .520; Deadball: 5.

	FG-A	3-pt FG-A	FT-A	REB	PF	TP	A	TO	BK	ST	MIN
Notre Dame	5-10	2-2	9-10	2-8-10	3	21	1	2	4	1	30
Rob Kurz	1-4	0-0	2-2	1-4-5	3	4	0	1	0	0	14
Luke Harangody	5-8	0-1	1-1	3-1-4	3	11	5	2	0	0	29
Tory Jackson	5-12	3-9	1-2	0-4-4	3	14	5	1	0	3	34
Colin Falls	4-13	0-4	1-1	3-2-5	3	9	2	3	1	2	23
Russell Carter	1-2	1-1	0-0	0-0-0	0	3	0	0	0	0	3
Joe Harden	1-4	0-1	0-0	2-3-5	2	2	2	0	1	0	15
Jonathan Peoples	3-4	0-0	3-4	1-2-3	1	9	4	1	2	1	22
Zach Hillesland	0-0	0-0	0-0	0-0-0	0	0	0	0	0	0	1
Kieran Piller	3-4	1-2	0-0	0-4-4	0	7	0	1	0	0	15
Luke Zeller	1-3	0-1	0-1	1-2-3	1	2	0	1	0	1	14
Ryan Ayers				2-0-2							
Team											
TOTALS	29-64	7-21	17-21	15-30-45	19	82	19	12	8	8	200

FG%: 1st Half 16-36, .444; 2nd Half 13-28, .464; Game .453; 3-PT%: 1st Half 2-8, .250; 2nd Half 5-13, .385; Game .333; FT%: 1st Half 8-10, .800; 2nd Half 9-11, .818; Game .810; Deadball: 1.

SCORE BY PERIODS

USF	1	2	F
Notre Dame	26	32	58
Notre Dame	42	40	82

OFFICIALS: Mike Kitts, Ed Corbett, James Breeding
TECHNICALS: None
ATTENDANCE: 9,074

Notes: Rob Kurz recorded his seventh double-double of the season and grabbed 10-plus rebounds for the eighth time ... Notre Dame improved to 14-0 and won its 16th straight at home - the third longest win streak at the Joyce Center ... Russell Carter's nine points marked a season-low and was the first time this season that he did not score in double figures ... Notre Dame's 24-point margin of victory was the ninth time this season that the Irish registered a 20-plus point victory ... Notre Dame closed the first half with a 21-2 run and held the Bulls without a field goal in the final 8:59 of the first half.

St. John's 71, Notre Dame 68
January 23, 2007
Madison Square Garden – New York, NY

GAME
20

	FG-A	3-pt FG-A	FT-A	REB	PF	TP	A	TO	BK	ST	MIN
Notre Dame	1-8	0-3	5-6	6-3-9	3	7	2	5	1	2	39
Rob Kurz	0-2	0-0	1-2	1-2-3	3	1	0	0	0	0	12
Luke Harangody	3-9	0-1	0-2	0-2-2	2	6	8	5	0	4	38
Tory Jackson	5-13	5-12	1-2	0-5-5	0	16	1	1	0	2	39
Colin Falls	10-20	4-9	8-10	2-3-5	1	32	2	5	1	2	39
Russell Carter	0-1	0-1	0-0	0-0-0	1	0	0	0	0	1	4
Jonathan Peoples	3-8	0-0	0-3	2-4-6	2	6	1	1	0	1	32
Zach Hillesland	0-1	0-1	0-0	0-1-1	3	0	0	1	0	0	9
Luke Zeller				7-2-9							
Team											
TOTALS	22-62	9-27	15-25	18-22-40	15	68	12	16	3	11	200

FG%: 1st Half 13-27, .481; 2nd Half 9-35, .257; Game .355; 3-PT%: 1st Half 5-11, .455; 2nd Half 4-16, .250; Game .333; FT%: 1st Half 10-16, .625; 2nd Half 5-9, .556; Game .600; Deadball: 5.

	FG-A	3-pt FG-A	FT-A	REB	PF	TP	A	TO	BK	ST	MIN
St. John's	8-13	0-2	7-9	5-7-12	3	23	2	2	1	3	35
Lamont Hamilton	4-14	1-5	0-0	2-6-8	4	9	2	2	2	0	27
Anthony Mason	2-2	0-0	0-0	0-2-2	3	4	0	1	0	0	10
Aaron Spears	4-8	2-4	3-4	1-3-4	4	13	7	10	1	1	37
Eugene Lawrence	2-8	2-6	1-2	1-2-3	2	7	1	1	1	1	27
Qairraan Calhoun	1-5	1-2	0-0	1-2-3	3	3	0	0	1	1	29
Larry Wright	4-6	3-4	0-0	2-0-2	2	11	1	1	0	2	28
Thomas Jasiulionis	0-1	0-0	1-2	1-4-5	2	1	1	1	1	0	6
Ricky Torres	0-0	0-0	0-0	0-0-0	0	0	0	0	0	0	1
Team				1-1-2							
TOTALS	27-57	9-23	12-17	14-27-41	21	71	14	19	7	8	200

FG%: 1st Half 16-27, .593; 2nd Half 9-30, .300; Game .439; 3-PT%: 1st Half 5-9, .556; 2nd Half 4-14, .286; Game .391; FT%: 1st Half 12-17, .706; 2nd Half 0-0, .000; Game .706; Deadball: 1.

SCORE BY PERIODS

Notre Dame	1	2	F
St. John's	41	27	68
St. John's	49	22	71

OFFICIALS: Tom Lopes, Curtis Shaw, Mike Roberts
TECHNICALS: None
ATTENDANCE: 6,873

Notes: Russell Carter's 32 points marked a career-high and was the first 30-plus point performance of the season ... Luke Harangody was held to a season-low 1 point ... Tory Jackson matched his career-high with eight assists.

Notre Dame 66, Villanova 63
January 27, 2007
Joyce Center – Notre Dame, IN

GAME
21

	FG-A	3-pt FG-A	FT-A	REB	PF	TP	A	TO	BK	ST	MIN
Villanova	2-6	1-2	0-0	3-1-4	5	5	0	2	0	1	19
Shane Clark	4-7	0-0	3-6	5-2-7	4	11	1	5	1	0	28
Dante Cunningham	1-4	0-0	0-0	1-3-4	4	2	0	1	0	0	31
Will Sheridan	5-14	1-3	8-9	0-3-3	2	19	8	2	0	3	38
Scottie Reynolds	4-11	3-7	0-0	1-2-3	5	11	3	1	0	2	35
Mike Nardi	0-0	0-0	0-0	0-0-0	0	0	0	0	0	0	1
Bilal Benn	1-5	1-3	1-3	2-2-4	1	4	1	1	0	2	22
Reggie Redding	3-13	0-4	5-6	3-7-10	3	11	0	0	1	2	26
Curtis Sumpter				2-2-4							
Team				1							
TOTALS	20-60	6-19	17-24	17-22-39	25	63	13	12	2	10	200

FG%: 1st Half 9-33, .273; 2nd Half 11-27, .407; Game .333; 3-PT%: 1st Half 2-9, .222; 2nd Half 4-10, .400; Game .316; FT%: 1st Half 5-6, .833; 2nd Half 12-18, .667; Game .708; Deadball: 4.

	FG-A	3-pt FG-A	FT-A	REB	PF	TP	A	TO	BK	ST	MIN
Notre Dame	4-6	0-2	2-4	2-8-10	4	10	0	3	1	0	30
Rob Kurz	1-6	0-0	2-2	3-4-7	4	4	0	3	2	2	28
Luke Harangody	0-5	0-3	4-4	2-1-3	3	4	4	1	0	1	36
Tory Jackson	6-11	3-7	8-9	1-2-3	2	23	2	2	0	1	40
Colin Falls	3-11	1-6	7-8	1-2-3	3	14	1	4	2	0	28
Russell Carter	0-1	0-0	0-0	0-1-1	0	0	0	1	0	0	4
Jonathan Peoples	1-4	0-0	4-7	2-5-7	3	6	1	3	0	0	21
Zach Hillesland	0-0	0-0	0-0	0-1-1	0	0	0	1	0	0	2
Luke Zeller	1-2	1-2	2-3	0-0-0	1	5	0	0	1	0	11
Ryan Ayers				1-2-3							
Team											
TOTALS	16-46	5-20	29-37	12-26-38	20	66	8	18	6	4	200


FG%: 1st Half 7-24, .292; 2nd Half 9-22, .409; Game .348; 3-PT%: 1st Half 2-10, .200; 2nd Half 3-10, .350; Game .250; FT%: 1st Half 5-8, .625; 2nd Half 24-29, .828; Game .784; Deadball: 4.

SCORE BY PERIODS

Villanova	1	2	F
Notre Dame	25	38	68
Notre Dame	21	45	66

OFFICIALS: Tim Higgins, Bernard Clinton, John Gaffney
TECHNICALS: Villanova - Bench
ATTENDANCE: 11,418

Notes: The win was the 17th straight at home (dating back to last season) - the longest streak during head coach Mike Brey's tenure and the third-longest in school history ... Notre Dame improved to 15-0 at home - the most wins at the Joyce Center since that 1999-00 campaign (16-4) ... Colin Falls topped the 20-plus point mark for the fourth time this season ... Rob Kurz recorded his eighth double-double ... Notre Dame was outrebounded in the game for the second straight contest and sixth time overall.



Ryan Ayers proved to be the hero in Notre Dame's victory over Villanova. Ayers scored all five of his points in just over a minute in the 66-63 win as he connected on a three-pointer to tie the game and two free throws with 1:39 to play to give the Irish the lead for good.

Notre Dame 103, Syracuse 91
January 30, 2007
Carrier Dome – Syracuse, NY

GAME 22

	3-pt		REB	PF	TP	A	TO	BK	ST	MIN	
	FG-A	FT-A									
Notre Dame	FG-A	FT-A									
Zach Hillesland	4-7	0-0	6-6	2-8-10	4	14	6	2	1	1	34
Russell Carter	5-12	4-7	4-6	1-5-6	4	18	2	1	0	2	33
Luke Harangody	8-19	0-0	5-6	7-6-13	4	21	0	1	1	1	30
Tory Jackson	4-8	0-2	11-14	0-3-3	3	19	7	3	0	3	35
Colin Falls	5-11	4-10	2-2	0-0-0	5	16	3	3	0	1	36
Jonathan Peoples	1-2	1-1	0-0	0-1-1	0	3	2	0	0	0	4
Luke Zeller	2-3	1-2	0-0	0-1-1	3	5	0	0	1	0	15
Ryan Ayers	2-2	1-1	2-2	0-0-0	2	7	0	0	1	0	13
Team			0-4-4								
TOTALS	31-64	11-23	30-36	10-28-38	25	103	20	10	4	8	200

FG%: 1st Half 24-43, .558; 2nd Half 7-21, .333; Game .484; 3-PT%: 1st Half 10-17, .588; 2nd Half 1-6, .167; Game .478; FT%: 1st Half 3-4, .750; 2nd Half 27-32, .844; Game .833; Deadball: 4.

	3-pt		REB	PF	TP	A	TO	BK	ST	MIN	
	FG-A	FT-A									
Syracuse	FG-A	FT-A									
Terrence Roberts	8-12	0-0	4-5	3-3-6	3	20	1	1	4	1	28
Demetris Nichols	10-19	3-7	6-7	0-2-2	2	29	2	2	1	1	31
Darryl Watkins	5-8	0-0	0-0	4-2-6	5	10	0	3	1	0	28
Andy Rautins	2-3	2-3	0-0	0-0-0	1	6	0	0	0	0	11
Josh Wright	3-6	1-3	5-6	1-2-3	3	12	5	4	0	2	26
Paul Harris	4-10	0-0	4-7	2-9-11	4	12	2	4	0	0	26
Eric Devendorf	0-11	0-6	0-0	3-2-5	3	0	5	2	0	0	26
Matt Gorman	1-5	0-2	0-0	1-4-5	3	2	2	0	0	1	24
Team			3-1-4								
TOTALS	33-74	6-21	19-25	17-25-42	24	91	17	16	6	5	200

FG%: 1st Half 16-33, .485; 2nd Half 17-41, .415; Game .446; 3-PT%: 1st Half 5-9, .556; 2nd Half 1-12, 0.83; Game .286; FT%: 1st Half 5-7, .714; 2nd Half 14-18, .778; Game .760; Deadball: 1.

SCORE BY PERIODS

Notre Dame	1	2	F
Syracuse	61	42	103
Syracuse	42	49	91

OFFICIALS: John Higgins, Tom Lopes, Ed Hightower
TECHNICALS: None
ATTENDANCE: 23,274

Notes: Notre Dame's 103 points were the most ever scored by an opponent at the Carrier Dome and first time in 10 years that an opponent had scored 100-plus points there ... The 103 points also were the most ever scored by an Irish team against the Orange ... Notre Dame's win ended a three-game slide against Syracuse ... The 61 first-half points were the most scored by an Irish team in the first half of a BIG EAST game ... The 61 points also were the most in a half by a Notre Dame team in a regulation game since scoring 64 against Virginia Tech on Feb. 22, 2003 ... The 61 points were one shy of the BIG EAST record for first-half points (62) ... It also marked the most points in a first since scoring 62 vs. Loyola-Chicago on Nov. 22, 2000 ... The last time two freshmen led a Notre Dame team in scoring was on Feb. 24, 1999 in a 73-53 loss to St. John's as Troy Murphy and David Graves scored 22 and 11 points, respectively ... All five starters scored in double figures for the first time Jan. 11, 2006 at home against Syracuse ... Luke Harangody 21 points and Tory Jackson's 19 points were both career-highs ... Harangody notched his fifth double-double of the season, while his 13 boards were a career-high ... Zach Hillesland registered his third double-double of the season ... Hillesland's 14 points also were a career best ... Notre Dame earned its first BIG EAST road win and first true road win of the season (its two previous road wins had been at neutral sites) ... The Irish did not score a field goal in the final 10:51 of the contest, scoring its final 24 points from the free-throw line.

DePaul 67, Notre Dame 66
February 8, 2007
Allstate Arena – Rosemont, IL

GAME 24

	3-pt		REB	PF	TP	A	TO	BK	ST	MIN	
	FG-A	FT-A									
Notre Dame	FG-A	FT-A									
Rob Kurz	6-13	2-3	1-4	6-3-9	0	15	3	0	1	0	37
Luke Harangody	2-10	0-0	1-2	4-5-9	1	5	2	2	0	3	19
Tory Jackson	5-9	1-2	1-2	1-3-4	0	12	3	1	0	1	39
Colin Falls	7-11	2-5	4-4	0-2-2	2	20	3	3	0	1	39
Russell Carter	4-12	1-7	0-0	0-5-1	1	9	3	3	0	2	34
Jonathan Peoples	0-0	0-0	0-0	0-0-0	0	0	0	0	0	0	1
Zach Hillesland	1-3	0-0	0-0	0-1-1	1	2	0	2	0	1	13
Luke Zeller	0-4	0-3	0-0	1-2-3	4	0	0	0	0	0	12
Ryan Ayers	1-2	1-2	0-0	0-0-0	2	3	0	0	0	0	7
Team			1-0-1								
TOTALS	26-64	7-22	7-12	13-21-34	11	66	14	11	1	8	200

FG%: 1st Half 15-35, .429; 2nd Half 11-29, .379; Game .406; 3-PT%: 1st Half 3-11, .273; 2nd Half 4-11, .364; Game .318; FT%: 1st Half 3-6, .500; 2nd Half 4-6, .667; Game .583; Deadball: 1.

	3-pt		REB	PF	TP	A	TO	BK	ST	MIN	
	FG-A	FT-A									
DePaul	FG-A	FT-A									
Wilson Chandler	10-19	2-4	3-3	2-12-14	2	25	1	2	3	0	39
Lorenzo Thompson	0-0	0-0	0-0	0-0-0	0	0	0	0	0	0	2
Jabari Currie	2-4	1-2	0-0	1-0-1	1	5	4	5	0	1	25
Draelon Burns	4-12	2-6	1-3	1-6-7	1	11	5	2	0	2	36
Sammy Mejia	3-8	0-1	0-0	2-1-3	2	6	2	4	0	0	32
Karron Clarke	2-4	2-3	0-2	2-2-4	0	6	0	2	0	0	15
Cliff Clinkscales	2-3	0-1	0-0	1-1-2	3	4	6	1	0	0	14
Marcus Heard	5-7	0-2	0-0	1-3-4	3	10	1	0	0	0	20
Keith Butler	0-0	0-0	0-0	0-3-3	1	0	0	1	4	0	16
Team			0-1-1								
TOTALS	28-57	7-19	4-8	10-29-39	13	67	19	17	7	3	200

FG%: 1st Half 14-28, .500; 2nd Half 14-29, .483; Game .491; 3-PT%: 1st Half 4-11, .364; 2nd Half 3-8, .375; Game .368; FT%: 1st Half 4-6, .667; 2nd Half 0-2, .000; Game .500; Deadball: 2.

SCORE BY PERIODS

Notre Dame	1	2	F
DePaul	36	30	66
DePaul	36	31	67

OFFICIALS: Jim Burr, Paul Janssen, Doug Shows
TECHNICALS: None
ATTENDANCE: 14,822

Notes: Colin Falls' 20 points marked his sixth 20-plus point outing of the season and the third in the last four games ... Tory Jackson's 12 points marked his fifth double-figure scoring effort ... Rob Kurz netted double figures for the 17th time ... Russell Carter was held to under 10 points for just the second time in 24 games ... Notre Dame was out rebounded for the fifth straight game and sixth time in seven contests ... The Irish shot below 45.0 percent for the sixth consecutive game.

South Florida 69, Notre Dame 63
February 3, 2007
Sun Dome – Tampa, FL

GAME 23

	3-pt		REB	PF	TP	A	TO	BK	ST	MIN	
	FG-A	FT-A									
Notre Dame	FG-A	FT-A									
Zach Hillesland	2-4	0-0	0-0	0-3-3	4	4	2	2	1	0	18
Luke Harangody	4-9	0-0	2-3	3-6-9	4	10	1	2	1	0	27
Tory Jackson	2-9	0-1	2-6	3-2-5	5	6	11	2	0	2	39
Colin Falls	10-18	6-13	0-1	2-4-6	4	26	2	1	0	1	36
Russell Carter	5-15	2-8	2-2	2-5-7	1	14	0	2	1	1	37
Jonathan Peoples	0-0	0-0	0-0	0-0-0	0	0	1	0	0	0	1
Rob Kurz	0-2	0-0	0-0	1-0-1	4	0	0	1	1	0	19
Luke Zeller	0-4	0-4	0-0	0-4-4	0	0	1	0	1	0	16
Ryan Ayers	1-3	1-2	0-0	0-1-1	0	3	0	0	0	1	7
Team			1-1-2								
TOTALS	24-64	9-28	6-12	12-26-38	23	63	18	10	5	5	200

FG%: 1st Half 10-28, .357; 2nd Half 14-36, .389; Game .375; 3-PT%: 1st Half 2-9, .222; 2nd Half 7-19, .368; Game .321; FT%: 1st Half 4-4, 1.000; 2nd Half 2-8, .250; Game .500; Deadball: 2.

	3-pt		REB	PF	TP	A	TO	BK	ST	MIN	
	FG-A	FT-A									
South Florida	FG-A	FT-A									
Melvin Buckley	4-11	1-2	2-4	1-7-8	1	11	0	3	0	0	37
McHugh Mattis	10-19	0-1	3-5	8-8-16	1	23	1	2	1	1	36
Kentrell Gransberry	2-5	0-0	5-9	4-10-14	4	9	2	0	1	0	24
Jesus Verdejo	0-6	0-2	2-2	0-0-0	0	2	2	0	0	2	22
Chris Howard	3-8	1-1	2-4	0-3-3	5	9	6	4	0	2	34
Melvyn Richardson	0-1	0-0	0-0	2-1-3	2	0	2	0	1	0	15
Chris Capko	0-0	0-0	0-0	0-0-0	1	0	0	1	0	0	2
Adamu Saaka	2-3	0-0	4-4	0-1-1	2	8	1	1	1	1	10
Solomon Bozeman	2-5	1-4	2-2	0-2-2	0	7	0	1	1	0	20
Team			1-0-1								
TOTALS	23-58	3-10	20-30	16-32-48	16	69	14	12	5	6	200

FG%: 1st Half 12-30, .400; 2nd Half 11-28, .393; Game .397; 3-PT%: 1st Half 2-7, .286; 2nd Half 1-3, .333; Game .300; FT%: 1st Half 5-7, .714; 2nd Half 15-23, .652; Game .667; Deadball: 3.

SCORE BY PERIODS

Notre Dame	1	2	F
South Florida	26	37	63
South Florida	31	38	69

OFFICIALS: Jeff Clark, Pat Driscoll, Wally Ratecki
TECHNICALS: None
ATTENDANCE: 7,705

Notes: Colin Falls scored a season-high 26 points ... His 10 three-pointers in the game equaled a career-high ... Tory Jackson's 11 assists were a career high ... Notre Dame shot below 40.0 percent for the third time in four games and fourth time in 23 outings.

Notre Dame 81, Providence 78
February 15, 2007
Joyce Center – Notre Dame, IN

GAME 25

	3-pt		REB	PF	TP	A	TO	BK	ST	MIN	
	FG-A	FT-A									
Providence	FG-A	FT-A									
Herbert Hill	9-18	0-0	0-0	1-2-3	4	18	7	5	1	0	36
Jonathan Kale	6-10	0-0	5-6	1-3-4	1	17	1	0	0	0	31
Sharaud Curry	4-14	1-6	2-2	1-4-5	4	11	4	4	0	0	39
Geoff McDermott	3-6	1-2	2-2	1-6-7	4	7	9	7	1	5	36
Weynmi Efejuku	3-3	1-1	0-1	1-1-2	5	7	0	0	0	1	

Notre Dame 76, Cincinnati 64
February 18, 2007
Fifth Third Arena – Cincinnati, OH

GAME 26

	FG-A	3-pt FG-A	FT-A	REB	PF	TP	A	TO	BK	ST	MIN
Notre Dame	1-3	0-0	3-5	2-5-7	3	5	0	2	0	0	29
Rob Kurz	5-8	0-0	1-2	2-6-8	2	11	4	0	0	1	27
Luke Harangody	3-9	2-4	2-2	1-1-2	3	10	6	5	0	0	34
Tory Jackson	6-11	5-8	6-6	0-1-1	4	23	4	1	0	0	36
Colin Falls	1-6	1-3	0-0	0-3-3	0	3	1	3	0	0	15
Russell Carter	2-2	1-1	0-0	0-0-0	1	5	1	3	0	0	6
Jonathan Peoples	3-5	0-0	1-2	0-3-3	5	7	3	2	0	1	19
Zach Hillesland	0-0	0-0	0-0	0-0-0	1	0	0	0	0	0	4
Luke Zeller	4-4	4-4	0-0	1-0-1	1	12	0	0	1	0	30
Ryan Ayers				1-2-3							
Team											

TOTALS 25-48 13-20 13-17 7-20-27 20 76 19 16 1 2 200
 FG%: 1st Half 13-26, .500; 2nd Half 12-22, .545; Game .521; 3-PT%: 1st Half 7-10, .700; 2nd Half 6-10, .600; Game .650; FT%: 1st Half 4-6, .667; 2nd Half 9-11, .818; Game .765; Deadball: 8.

	FG-A	3-pt FG-A	FT-A	REB	PF	TP	A	TO	BK	ST	MIN
Cincinnati	8-12	0-1	7-10	5-4-9	4	23	0	4	0	0	20
John Williamson	1-3	1-2	0-0	0-2-2	2	3	2	0	0	0	26
Marcus Sikes	0-6	0-2	0-0	2-3-5	3	0	0	0	0	1	27
Marvin Gentry	8-21	2-9	4-5	0-0-0	3	22	2	1	1	5	40
Deonta Vaughn	2-7	0-1	1-1	1-0-1	0	5	2	1	0	1	30
Jamual Warren	1-2	1-2	0-0	1-0-1	0	3	1	0	0	0	11
Timmy Crowell	0-2	0-0	1-2	1-0-1	3	1	0	1	1	0	14
Connor Barwin	0-1	0-0	0-0	1-1-2	2	0	2	0	0	1	10
Branden Miller	3-4	1-1	0-0	1-5-6	3	7	0	4	1	0	22
Cedric McGowan				1-0-1							
Team											

TOTALS 23-58 5-18 13-18 13-15-28 21 64 9 11 3 8 200
 FG%: 1st Half 13-31, .419; 2nd Half 10-27, .370; Game .397; 3-PT%: 1st Half 3-9, .333; 2nd Half 2-9, .222; Game .278; FT%: 1st Half 1-1, 1.000; 2nd Half 12-17, .706; Game .722; Deadball: 4.

SCORE BY PERIODS

Notre Dame	1	2	F
Cincinnati	37	39	76
	30	34	64

OFFICIALS: James Breeding, John Higgins, Curtis Shaw
TECHNICALS: Cincinnati - Bench
ATTENDANCE: 11,038

Notes: Colin Falls became Notre Dame's career three-point leader ... Notre Dame registered its fourth 20-win campaign in seven seasons under head coach Mike Brey ... Falls registered his seventh 20-plus point outing of the season and fourth in the last six games ... Tory Jackson scored in double figures for the third consecutive game, fourth time in five outings and seven times overall ... Ryan Ayers nailed all four of his three-pointers to finish with a career-high 12 points this first career outing in double figures ... Notre Dame shot above 50.0 percent for the second straight game and 12th time in 26 contests.

Notre Dame 85, Marquette 73
February 24, 2007
Joyce Center – Notre Dame, IN

GAME 28

	FG-A	3-pt FG-A	FT-A	REB	PF	TP	A	TO	BK	ST	MIN
Marquette	1-5	0-3	0-0	1-2-3	4	2	1	1	0	0	20
Lazar Hayward	3-6	0-0	0-0	4-5-9	3	6	1	1	1	0	17
OusmaneBarro	6-20	1-4	1-3	3-6-9	4	14	8	1	0	2	36
Dominic James	3-10	2-3	8-11	3-0-3	4	16	0	4	0	1	28
Jerel McNeal	7-8	1-2	2-3	2-2-4	5	17	1	1	0	0	22
Wesley Matthews	1-8	1-8	2-2	1-6-7	3	5	1	2	0	0	29
Dan Fitzgerald	2-6	2-5	4-4	1-0-1	2	10	2	0	0	2	27
David Cubillan	1-3	0-0	0-0	2-3-5	2	2	0	0	1	1	18
Dwight Burke	0-1	0-0	1-2	1-0-1	1	1	0	0	0	0	2
Mike Kinsella	0-0	0-0	0-0	0-0-0	0	0	0	0	0	0	1
Jamil Lott				1-1-2							
Team											

TOTALS 24-67 7-25 18-25 19-25-44 28 73 14 10 2 6 200
 FG%: 1st Half 14-35, .400; 2nd Half 10-32, .313; Game .358; 3-PT%: 1st Half 4-12, .333; 2nd Half 3-13, .231; Game .280; FT%: 1st Half 4-7, .571; 2nd Half 14-18, .778; Game .720; Deadball: 2.

	FG-A	3-pt FG-A	FT-A	REB	PF	TP	A	TO	BK	ST	MIN
Notre Dame	2-6	0-2	1-1	0-1-1	1	5	0	1	1	0	24
Rob Kurz	7-20	0-0	8-9	9-4-13	5	22	0	0	1	2	29
Luke Harangody	6-12	1-1	8-11	5-2-7	2	21	7	4	0	2	40
Tory Jackson	5-9	4-7	0-0	1-7-8	4	14	2	3	0	1	35
Colin Falls	3-12	0-4	7-8	1-7-8	4	13	1	2	2	0	32
Russell Carter	0-0	0-0	0-0	0-0-0	0	0	0	0	0	0	1
Jonathan Peoples	2-3	0-0	1-4	1-4-5	4	5	2	0	1	1	20
Zach Hillesland	0-0	0-0	0-0	0-0-0	0	0	0	0	0	0	1
Kieran Piller	1-1	1-1	0-0	0-1-1	1	3	0	0	0	0	6
Luke Zeller	0-1	0-1	2-2	0-1-1	1	2	0	0	0	0	12
Ryan Ayers				1-2-3							
Team											

TOTALS 26-64 6-16 27-35 18-29-47 22 85 12 11 5 6 200
 FG%: 1st Half 13-35, .371; 2nd Half 13-29, .448; Game .406; 3-PT%: 1st Half 2-8, .250; 2nd Half 4-8, .500; Game .375; FT%: 1st Half 14-17, .824; 2nd Half 13-18, .722; Game .771; Deadball: 3.

SCORE BY PERIODS

Notre Dame	1	2	F
Marquette	36	37	73
	42	43	85

OFFICIALS: Reggie Greenwood, Bryan Kersey, Paul Faia
TECHNICALS: Marquette - Dominic James and Dan Fitzgerald; Notre Dame - Zach Hillesland
ATTENDANCE: 11,418

Notes: Luke Harangody and Tory Jackson led the Irish in scoring for the second time this season as both recorded career bests ... Harangody's 13 rebounds matched a career high ... Jackson has scored in double figures in five straight games and in six of the last seven games ... Falls current 11-game double-figure scoring streak is the longest of his career ... Notre Dame finished the season 18-0 at home – the third undefeated season in school history ... The Irish win was the 100th in BIG EAST regular season play ... The win was the fourth straight for the Irish in conference play - the longest since the 2002-03 campaign ... Notre Dame's registered its 10th BIG EAST win of the season and fourth time in seven seasons that the Irish posted 10 or more victories ... The 22 wins match the second most by an Irish team under Brey ... Colin Falls' became the BIG EAST Conference career three-point leader, passing Gerry McNamara who finished with 183 ... Falls' eight boards also marked a career high.

Notre Dame 78, DePaul 54
February 20, 2007
Joyce Center – Notre Dame, IN

GAME 27

	FG-A	3-pt FG-A	FT-A	REB	PF	TP	A	TO	BK	ST	MIN
DePaul	4-13	0-2	1-2	1-8-9	1	9	2	1	0	1	38
Wilson Chandler	0-2	0-1	0-0	0-0-0	2	0	0	0	0	1	7
Lorenzo Thompson	1-3	0-1	4-4	1-1-2	3	6	0	4	1	1	24
Jabari Currie	4-11	0-3	3-4	1-4-5	1	11	4	0	2	1	33
Draealon Burns	8-18	1-6	0-0	3-3-6	1	17	1	0	0	0	36
Sammy Mejia	0-0	0-0	0-0	0-1-1	0	0	0	2	0	0	1
Wesley Green	2-5	1-2	0-0	1-2-3	1	5	1	0	1	0	20
Karron Clarke	0-0	0-0	0-0	0-0-0	0	0	0	3	0	1	6
Cliff Clinkscales	0-1	0-1	0-0	0-0-0	0	0	0	0	0	0	1
Thijin Moses	0-0	0-0	0-0	0-1-1	0	0	0	0	0	0	1
Adam Handler	1-3	0-2	2-3	1-3-4	2	4	0	0	2	1	19
Marcus Heard	0-1	0-1	0-0	0-0-0	0	0	0	0	0	0	4
Will Walker	1-4	0-0	0-0	0-1-1	1	2	0	1	1	0	10
Keith Butler				1-1-2							
Team											

TOTALS 21-61 2-19 10-13 9-25-34 12 54 8 12 7 6 200
 FG%: 1st Half 9-33, .273; 2nd Half 12-28, .429; Game .344; 3-PT%: 1st Half 0-10, .000; 2nd Half 2-9, .222; Game .105; FT%: 1st Half 4-6, .667; 2nd Half 6-7, .857; Game .769; Deadball: 2.

	FG-A	3-pt FG-A	FT-A	REB	PF	TP	A	TO	BK	ST	MIN
Notre Dame	5-6	3-3	2-2	1-4-5	1	15	3	1	1	1	28
Rob Kurz	5-12	0-0	3-4	3-4-7	1	13	1	0	0	0	24
Luke Harangody	6-9	0-1	1-2	0-9-9	2	13	6	1	0	1	37
Tory Jackson	6-12	4-8	3-3	0-1-1	2	19	0	0	0	2	31
Colin Falls	4-13	1-4	4-6	1-4-5	0	13	2	3	1	1	28
Russell Carter	0-0	0-0	0-0	0-0-0	0	0	0	0	0	0	1
Joe Harden	0-0	0-0	0-0	0-1-1	0	0	1	1	0	0	3
Jonathan Peoples	1-3	0-0	0-0	0-3-3	3	2	5	3	1	1	19
Zach Hillesland	0-0	0-0	0-0	0-0-0	0	0	0	0	0	0	1
Kieran Piller	0-0	0-0	0-0	0-0-0	2	0	0	0	0	2	7
Luke Zeller	1-2	1-2	0-0	0-3-3	0	3	1	0	0	0	20
Ryan Ayers				1-3-4							
Team											

TOTALS 28-57 9-18 13-17 6-32-38 11 78 19 10 3 8 200
 FG%: 1st Half 14-29, .483; 2nd Half 14-28, .500; Game .491; 3-PT%: 1st Half 5-9, .556; 2nd Half 4-9, .444; Game .500; FT%: 1st Half 7-9, .778; 2nd Half 6-8, .750; Game .765; Deadball: 2.

SCORE BY PERIODS

Notre Dame	1	2	F
DePaul	22	32	54
	40	38	78

OFFICIALS: John Cahill, Mike Kitts, Jamie Lucki
TECHNICALS: None
ATTENDANCE: 10,135

Notes: The win was Notre Dame's 17th at home (a single-season Joyce Center record) as the Irish extended their current home court win streak to 19 games dating back to last season ... Colin Falls scored all of his game-high 19 points in the first half ... Tory Jackson nine rebounds were a career best and his 13 points marked his fourth straight game in double figures ... Notre Dame had all five of its starters in double figures for the second time this season ... DePaul 34.4 percent shooting marked the sixth time this season the Irish held a team to under 35.0 percent ... Colin Falls scored in double figures for the 10th straight game - the longest double-figure scoring stretch of his career.

Notre Dame 73, Rutgers 66
March 3, 2007
Louis Brown Athletic Center - Piscataway, NJ

GAME 29

	FG-A	3-pt FG-A	FT-A	REB	PF	TP	A	TO	BK	ST	MIN
Notre Dame	5-9	1-1	2-3	4-2-6	4	13	3	1	1	0	29
Rob Kurz	4-13	0-0	2-3	4-3-7	4	10	1	0	1	2	28
Luke Harangody	1-5	0-2	4-4	1-5-6	3	6	9	3	0	0	37
Tory Jackson	5-12	5-10	7-9	0-3-3	0	22	2	1	0	1	38
Colin Falls	7-17	3-7	0-1	4-1-5	3	17	0	2	0	1	32
Russell Carter	0-0	0-0	0-0	0-0-0	0	0	0	0	0	0	0+
Joe Harden	0-0	0-0	0-0	0-0-0	0	0	1	0	0	0	3
Jonathan Peoples	1-3	0-0									

Notre Dame 89, Syracuse 83
March 7, 2007
Madison Square Garden - New York, NY
BIG EAST Championship (Quarterfinals)

GAME
30

	FG-A	3-pt FG-A	FT-A	REB	PF	TP	A	TO	BK	ST	MIN
Syracuse	1-6	1-5	0-0	2-13	0	3	1	2	0	3	28
Andy Rautins	3-6	0-0	1-3	2-5-7	5	1	2	4	1	2	25
Darryl Watkins	8-22	1-6	2-2	1-0-1	4	19	3	2	0	1	36
Eric Devendorf	5-13	0-0	0-6	11-9-20	2	10	2	0	1	0	36
Terrence Roberts	5-14	3-10	4-5	2-1-3	3	17	2	2	1	1	40
Demetris Nichols	9-16	0-1	6-9	7-8-15	2	24	1	3	2	1	22
Paul Harris	0-0	0-0	0-0	0-0-0	0	0	0	0	0	0	2
Matt Gorman	0-1	0-1	3-4	0-1-1	2	3	2	0	0	2	11
Josh Wright				1-1-2							
TOTALS	31-78	5-23	16-29	26-26-52	18	83	13	14	5	10	200

FG%: 1st Half 13-33, .394; 2nd Half 18-45, .400; Game .397; 3-PT%: 1st Half 1-11, .091; 2nd Half 4-12, .333; Game .217; FT%: 1st Half 7-12, .583; 2nd Half 9-17, .529; Game .552; Deadball: 5.

	FG-A	3-pt FG-A	FT-A	REB	PF	TP	A	TO	BK	ST	MIN
Notre Dame	2-5	1-2	3-4	2-3-5	3	8	9	2	0	4	40
Tory Jackson	7-17	7-17	2-2	1-2-3	1	23	5	0	0	1	39
Colin Falls	1-5	1-2	5-6	2-5-8	2	8	1	2	1	1	28
Rob Kurz	8-20	4-10	4-6	1-5-6	4	24	1	2	0	2	34
Russell Carter	7-14	0-0	6-6	5-6-11	3	20	0	3	0	0	33
Luke Harangody	2-3	0-0	0-0	2-2-4	2	4	1	4	1	1	13
Zach Hillesland	0-0	0-0	2-2	2-0-2	2	2	0	0	0	0	6
Luke Zeller	0-3	0-3	0-0	0-1-1	1	0	0	1	0	0	7
Ryan Ayers				1-4-5							
TOTALS	27-67	13-34	22-26	16-29-45	18	89	17	14	2	9	200

FG%: 1st Half 12-33, .364; 2nd Half 15-34, .441; Game .403; 3-PT%: 1st Half 6-19, .316; 2nd Half 7-15, .467; Game .382; FT%: 1st Half 2-2, 1.000; 2nd Half 20-24, .833; Game .846; Deadball: 2.

SCORE BY PERIODS

	1	2	F
Syracuse	34	49	83
Notre Dame	32	57	89

OFFICIALS: Tim Higgins, Reggie Greenwood, B. O'Connell
TECHNICALS: None
ATTENDANCE: 19,594

Notes: Notre Dame improved to 4-11 all-time in BIG EAST tournament action and advanced to the semifinals for just the second time in school history ... The Irish extended their win streak to six straight over BIG EAST opponents – its longest league win streak since the 2000-01 campaign ... The win was Notre Dame's 24th, matching the most wins by an Irish team under head coach Mike Brey ... The victory also was the 12th for the Irish over a BIG EAST opponent and the most ever in a single season ... It marked Notre Dame's second win over Syracuse this season and the first time the Irish had won back-to-back games against Orange since 1997 ... Colin Falls tied a BIG EAST Tournament with his 17 three-point attempts ... Luke Harangody recorded his seventh double-double of the season ... Russell Carter and Colin Falls topped the 20-plus marks for the 10th and ninth times, respectively.

Georgetown 84, Notre Dame 82
March 9, 2007
Madison Square Garden - New York, NY
BIG EAST Championship (Semifinals)

GAME
31

	FG-A	3-pt FG-A	FT-A	REB	PF	TP	A	TO	BK	ST	MIN
Notre Dame	8-16	0-0	4-5	5-3-8	2	20	5	2	0	1	40
Tory Jackson	4-10	4-9	2-2	0-2-2	2	14	2	2	0	1	37
Colin Falls	2-5	0-1	5-5	5-2-7	3	9	1	1	0	2	26
Rob Kurz	7-21	5-12	2-4	3-6-9	0	21	1	0	0	2	39
Russell Carter	3-8	0-0	5-6	2-0-2	5	11	3	2	2	0	22
Luke Harangody	1-2	0-0	0-0	2-0-2	1	2	0	1	0	1	14
Zach Hillesland	2-6	1-4	0-0	1-0-1	4	5	0	0	0	1	18
Luke Zeller	0-0	0-0	0-0	0-0-0	0	0	0	0	0	0	4
Ryan Ayers				6-28							
TOTALS	27-68	10-26	18-24	15-39	17	82	12	8	2	8	200

FG%: 1st Half 16-34, .471; 2nd Half 11-34, .324; Game .397; 3-PT%: 1st Half 8-14, .571; 2nd Half 2-12, .167; Game .385; FT%: 1st Half 6-6, 1.000; 2nd Half 12-16, .750; Game .818; Deadball: 2.

	FG-A	3-pt FG-A	FT-A	REB	PF	TP	A	TO	BK	ST	MIN
Georgetown	4-8	2-6	0-0	0-1-1	2	10	5	1	0	2	36
Jonathan Wallace	6-10	2-5	4-4	3-1-4	4	18	4	2	0	1	31
DaJuan Summers	2-4	1-2	0-0	1-1-2	2	5	4	2	1	0	26
Jessie Sapp	9-21	0-1	12-14	4-8-12	2	30	3	2	2	1	40
Jeff Green	3-4	0-0	0-0	1-3-4	5	9	1	1	5	0	21
Roy Hibbert	0-0	0-0	0-0	1-0-1	1	0	0	1	0	0	13
Jeremiah Rivers	0-1	0-1	0-0	0-1-1	0	1	0	0	0	0	5
Tyler Crawford	7-11	0-0	1-2	2-0-2	3	15	0	1	0	2	28
Patrick Ewing				3-4-7							
TOTALS	31-59	5-15	17-20	15-19-34	19	84	17	10	8	6	200

FG%: 1st Half 15-29, .517; 2nd Half 16-30, .533; Game .525; 3-PT%: 1st Half 2-9, .222; 2nd Half 3-6, .500; Game .333; FT%: 1st Half 12-13, .923; 2nd Half 5-7, .714; Game .850; Deadball: 1.

SCORE BY PERIODS

	1	2	F
Notre Dame	46	36	82
Georgetown	44	40	84

OFFICIALS: Ed Corbett, Reggie Greenwood, Bob Donato
TECHNICALS: None
ATTENDANCE: 19,594

Notes: Notre Dame lost to the Hoyas for the fourth consecutive outing and second straight year in the BIG EAST Tournament ... Tory Jackson topped the 20-plus point mark for the second time this season ... Russell Carter recorded back-to-back 20-plus point outings for the third time in 2006-07 ... Notre Dame's 46 points at the half were just two fewer than they scored (48 points) the entire game in the first meeting between the two teams.

Winthrop 74, Notre Dame 64
March 16, 2007
Spokane Arena - Spokane, WA
NCAA Championship (First Round)

GAME
32

	FG-A	3-pt FG-A	FT-A	REB	PF	TP	A	TO	BK	ST	MIN
Winthrop	2-4	0-0	2-2	1-2-3	3	6	0	1	0	0	27
Phillip Williams	10-16	2-3	2-4	1-5-6	4	24	4	2	2	1	36
Craig Bradshaw	3-4	2-3	0-2	0-6-6	3	8	1	1	1	1	27
Chris Gaynor	1-10	1-6	3-5	0-7-7	0	6	11	3	1	0	36
Michael Jenkins	8-18	2-7	2-4	1-10-11	1	20	1	1	1	1	36
Torrell Martin	0-1	0-0	0-0	0-1-1	1	0	0	1	0	0	6
Antwon Harris	1-1	0-0	1-2	1-1-2	1	3	3	2	0	1	15
DeAndre Adams	3-8	1-2	0-0	3-1-4	3	7	0	2	1	2	17
Taj McCullough				3-0-3							
TOTALS	28-62	8-21	10-19	10-33-43	16	74	20	13	6	5	200

FG%: 1st Half 13-32, .406; 2nd Half 15-30, .500; Game .452; 3-PT%: 1st Half 5-14, .357; 2nd Half 3-7, .429; Game .381; FT%: 1st Half 1-2, .500; 2nd Half 9-17, .529; Game .526; Deadball: 4.

	FG-A	3-pt FG-A	FT-A	REB	PF	TP	A	TO	BK	ST	MIN
Notre Dame	5-6	0-0	3-3	4-6-10	5	13	0	2	0	0	24
Rob Kurz	2-6	0-0	0-1	0-1-1	1	4	1	2	0	0	17
Luke Harangody	3-12	2-4	1-5	1-4-5	3	9	3	3	0	2	35
Tory Jackson	6-16	2-10	0-1	0-0-0	4	14	3	3	0	1	39
Colin Falls	6-15	0-6	0-1	2-3-5	5	12	0	1	0	0	31
Russel Carter	1-1	0-0	0-0	0-2-2	0	2	1	1	0	0	6
Jonathan Peoples	5-8	0-0	0-2	0-6-6	1	10	2	1	0	2	31
Zach Hillesland	0-1	0-0	0-0	1-1-2	1	0	0	0	1	0	7
Luke Zeller	0-2	0-2	0-0	0-1-1	2	0	0	0	0	5	5
Ryan Ayers				4-5-9							
TOTALS	28-67	4-22	4-13	12-29-41	22	64	10	13	2	10	200


FG%: 1st Half 13-32, .406; 2nd Half 15-35, .429; Game .418; 3-PT%: 1st Half 1-11, .091; 2nd Half 3-11, .273; Game .182; FT%: 1st Half 1-4, .250; 2nd Half 3-9, .333; Game .308; Deadball: 3.

SCORE BY PERIODS

	1	2	F
Winthrop	32	42	74
Notre Dame	28	36	64

OFFICIALS: Ted Valentine, Jeff Nichols, Tom Eades
TECHNICALS: None
ATTENDANCE: 11,511

Notes: Notre Dame made 28th appearance in the NCAA Tournament and first since the 2003 season ... The Irish have made trips to the NCAA tournament for the fourth time in seven years ... The matchup between Notre Dame and Winthrop marked the first-ever between the two schools ... With a final record of 24-8, the Irish finished with single-digit losses for the first time since the 1988-89 season when that team finished with a 21-9 record ... Rob Kurz' 13 points and 10 rebounds marked his 11th double-double of the season.



In one of the greatest games in BIG EAST tournament history, Tory Jackson scored 20 points, grabbed eight rebounds and dished off five assists in Notre Dame's 84-82 loss to Georgetown. Jackson rallied the Irish late in the game by scoring seven consecutive points.

GAME-BY-GAME STATISTICS

Opponent	Overall		3-Point		FT-A	Pct.	Rebounds						Pts
	FG-A	Pct.	FG-A	Pct.			O-D-T	PF	A	TO	B	S	
IPFW	17-62	.274	5-21	.238	10-15	.667	9-19-28	23	9	14	1	5	49
Notre Dame	34-63	.540	5-20	.250	19-28	.679	14-40-54	21	17	12	1	9	92
Butler	28-57	.491	11-28	.393	4-5	.667	7-19-26	15	18	9	3	7	71
Notre Dame	25-52	.481	10-17	.588	9-12	.750	10-24-34	11	14	14	2	4	69
Lafayette	18-43	.419	6-18	.333	18-23	.783	4-19-23	23	15	26	1	7	60
Notre Dame	35-60	.583	8-17	.471	14-25	.560	11-24-35	23	28	15	4	15	92
The Citadel	19-55	.345	7-18	.389	5-6	.833	6-28-34	19	14	19	0	6	50
Notre Dame	27-62	.435	8-26	.308	12-16	.750	10-30-40	11	21	13	5	9	74
Lehigh	33-58	.569	14-19	.737	7-9	.778	6-18-24	24	18	18	2	7	87
Notre Dame	30-55	.545	7-20	.350	26-33	.788	12-20-32	14	17	13	1	12	93
Winston-Salem	14-46	.304	3-16	.188	14-20	.700	6-13-19	15	7	18	1	6	45
Notre Dame	32-56	.571	8-22	.364	18-19	.947	12-29-41	20	24	14	6	13	90
Maryland	25-59	.424	6-18	.333	18-28	.643	9-31-40	22	13	19	6	11	74
Notre Dame	25-58	.431	6-18	.333	22-30	.733	10-27-37	21	11	18	2	14	81
Alabama	29-69	.420	9-24	.375	18-23	.783	21-24-45	19	15	16	6	4	85
Notre Dame	32-62	.516	12-28	.429	23-30	.429	9-23-32	21	18	10	5	10	99
Elon	25-69	.362	6-22	.273	7-9	.778	11-19-30	25	13	12	2	7	63
Notre Dame	27-61	.443	10-24	.417	30-38	.789	20-35-55	15	22	13	5	8	94
Portland	27-54	.500	6-10	.600	9-12	.750	11-20-31	25	18	19	3	1	69
Notre Dame	22-54	.407	8-20	.400	34-42	.810	15-19-34	16	12	10	3	10	86
Army	16-46	.368	3-14	.214	12-19	.632	5-17-22	22	14	16	5	4	47
Notre Dame	22-54	.407	8-20	.400	11-18	.611	15-30-45	20	27	14	3	8	88
Rider	18-58	.310	2-17	.214	13-21	.310	10-24-34	19	9	16	0	4	51
Notre Dame	34-66	.515	13-31	.419	20-27	.741	11-33-44	20	23	10	4	12	101
Stony Brook	23-55	.434	5-14	.357	15-23	.652	7-19-26	30	12	19	4	9	66
Notre Dame	27-53	.509	15-28	.536	26-32	.813	12-26-38	20	19	18	4	8	95
Louisville	22-52	.423	7-21	.333	11-17	.647	12-19-31	17	15	15	4	3	62
Notre Dame	29-62	.468	6-20	.300	14-19	.737	15-21-36	14	18	9	3	10	78
Georgetown	25-44	.568	10-20	.500	6-13	.462	6-25-31	17	17	17	4	8	66
Notre Dame	16-52	.308	4-22	.182	12-15	.800	12-18-30	20	8	15	0	10	48
West Virginia	23-61	.535	10-26	.385	2-7	.286	16-17-33	15	16	11	1	7	58
Notre Dame	23-43	.377	5-15	.333	10-16	.625	6-24-30	11	18	16	4	7	61
Seton Hall	25-70	.357	5-18	.278	21-23	.913	15-22-37	23	11	8	0	9	76
Notre Dame	31-58	.534	10-20	.500	16-23	.696	11-31-42	20	23	15	5	3	88
Villanova	34-60	.567	10-21	.476	24-28	.857	16-24-40	17	22	16	5	11	102
Notre Dame	28-66	.424	15-34	.441	16-18	.889	14-12-26	22	18	13	4	10	87
USF	21-51	.412	3-9	.333	13-25	.520	7-23-30	15	13	15	4	9	58
Notre Dame	29-64	.453	7-21	.333	17-21	.810	15-30-45	19	19	12	8	8	82
St. John's	25-57	.439	9-23	.391	12-17	.706	14-27-41	21	14	19	7	8	71
Notre Dame	22-62	.355	9-27	.333	15-25	.600	18-22-40	15	12	16	3	11	68
Villanova	20-60	.333	6-19	.316	17-24	.708	17-22-39	25	13	12	2	10	63
Notre Dame	16-46	.348	5-20	.250	29-37	.784	12-26-38	20	8	18	6	4	66
Syracuse	33-74	.446	6-21	.286	19-25	.760	17-25-42	24	17	16	6	5	91
Notre Dame	31-64	.484	11-23	.478	30-36	.833	10-28-38	25	20	10	4	8	103
South Florida	23-58	.397	3-10	.300	20-30	.667	16-32-48	16	14	12	5	6	69
Notre Dame	24-64	.375	9-28	.321	6-12	.500	12-26-38	23	18	10	5	5	63
DePaul	28-57	.491	7-19	.368	4-8	.500	10-29-39	13	19	17	7	3	67
Notre Dame	26-64	.406	7-22	.318	7-12	.583	13-21-34	11	14	11	1	8	66
Providence	32-61	.525	7-16	.438	7-10	.700	10-20-30	22	23	18	3	8	78
Notre Dame	28-55	.552	6-20	.300	19-29	.655	10-22-32	17	14	14	5	8	81
Cincinnati	25-48	.521	13-20	.650	13-17	.765	7-20-27	20	19	16	1	2	76
Notre Dame	23-58	.397	5-18	.278	13-18	.722	13-15-28	21	9	11	3	8	64
DePaul	21-61	.344	2-19	.105	10-13	.769	9-25-34	12	8	2	7	6	54
Notre Dame	28-57	.491	9-18	.500	13-17	.765	6-32-38	11	19	10	3	8	78
Marquette	24-67	.358	7-25	.280	18-25	.720	19-25-44	28	14	10	2	6	73
Notre Dame	26-64	.406	6-16	.375	27-35	.771	18-29-47	22	12	11	5	6	85
Rutgers	24-62	.387	8-23	.348	10-18	.556	17-23-40	21	9	10	5	4	66
Notre Dame	24-61	.393	10-22	.455	15-20	.750	14-26-40	20	18	9	2	4	73
Syracuse	31-78	.397	5-23	.317	16-29	.552	26-26-52	18	13	14	5	10	83
Notre Dame	27-67	.403	13-34	.382	22-26	.846	16-29-45	18	17	14	2	9	89
Georgetown	31-59	.525	5-15	.333	17-20	.850	15-19-34	19	17	10	8	6	84
Notre Dame	27-68	.397	10-26	.385	18-22	.818	24-15-39	17	12	8	2	8	82
Winthrop	28-62	.452	8-21	.381	10-19	.526	10-33-43	16	20	13	6	5	74
Notre Dame	28-67	.418	4-22	.182	4-13	.308	12-29-41	22	10	13	2	10	64