

NOTRE DAME **OPPONENTS**

Notre Dame will play in several of the nation's top-ranked minor league facilities during the 2008 season, including Whataburger Field (pictured) - the home stadium for the Corpus Christi Hooks.



2008 Opponent Notes

• Notre Dame's challenging start to 2008 will include making a return trip to the Clearwater (Fla.) Collegiate Invitational, followed by five games in the Palm Beach area at the Papa John's Challenge. The Irish then will complete their Spring Break trip in Corpus Christi, Texas, at the Whataburger Classic – held on the home field of the Corpus Christi Hooks (the double-A affiliate of the Houston Astros). Notre Dame's final games prior to the home opener will be played at the familiar confines of Wolff Stadium, in San Antonio. The first 15 games feature matchups against several top teams (Iowa, Albany, Boston College, South Alabama, Arizona and Southern Illinois), followed by the home opener versus Cleveland State (March 20). The five home BIG EAST series include matchups with top contenders Rutgers and St. John's – while key road series include games at West Virginia and South Florida.

• Among Notre Dame's 2008 opponents, only Michigan (43-77) and Arizona (2-7) lead the all-time series against the Irish.

• Notre Dame is slated to take on some of its oldest rivals in 2008, including Western Michigan (128 previous games), Michigan (120) and Valparaiso (89).

• The eight-team BIG EAST Championship is set to return in 2008 to Clearwater, Fla., at **BRIGHT HOUSE NETWORKS FIELD** – home of the Philadelphia Phillies spring training site and home to the single-A Clearwater Threshers. Bright House Networks Field, which opened its doors in 2004, is a fan-friendly ballpark with a capacity of 8,500. The ballpark distinguishes itself with a 360-degree main concourse, grass berm seating, and a tiki-hut pavilion in left field. The stadium also includes group picnic areas, a children's play area and a state-of-the-art video scoreboard. The BIG EAST Championship made its debut at BHNF in Clearwater during the 2006 season, with Notre Dame capturing its fifth straight BIG EAST Tournament title at that event (following a 7-1 win over Louisville in the final game).



Liberty Flames

Fri., Feb. 22 • 1:00 p.m.

Clearwater, Florida
Jack Russell Stadium
First Series Meeting

Location: Lynchburg, Virginia
Enrollment: 9,558
Colors: Red, White and Blue
Field (dim.): Worthington Stadium (325-390-325)
Conference: Big South
2007 Record: 36-25
Conference Record/Finish: 14-7/3rd
Postseason: Big South Tournament runner-up
Letterwinners Returning/Lost: 18/6
Head Coach: Jim Toman (N.C. State '85)
Overall Record/at LU: First Season
Assistants: Scott Jackson, Nick Schnabel
Baseball SID: Ryan Bomberger
Home Phone: (434) 221-5576
E-Mail: rbomberger@liberty.edu
SID Phone: (434) 582-2292
SID Fax: (434) 582-2076
Press Box Phone: (434) 582-2914
Website: www.libertyflames.com
Top Returners (2007 Stats):
Garrett Young, OF, Sr. (.389, 8 HR, 46 RBI, 12 2B)
Kenneth Negron, 2B/OF, Jr. (.364, HR, 24 RBI, 15 SB)
David Giammaresi, IF, Sr. (.308, 4 HR, 40 RBI, 17 2B)
Ryan Page, LHP, Sr. (4.57, 3-3, 4 SV, 44 Ks)
David Stokes, RHP, Sr. (4.82, 8-6, 61 Ks)
P.K. Keller, OF, Sr. (.328, 3 HR, 42 RBI)
Dustin Umberger, RHP, Jr. (4.83, 5-4, 54 Ks)
Errol Hollinger, C, Jr. (.280, 3 HR, 32 RBI)
Tyler Light, RHP, Jr. (5.56, 5-5, SV, 43 Ks)
Andrew Wilson, RHP, Jr. (6.23, 2-2, 20 Ks)



Iowa Hawkeyes

Sat., Feb. 23 • 2:30 p.m.

Clearwater, Florida
Jack Russell Stadium

ND Leads Series 39-25-1

Location: Iowa City, Iowa
Enrollment: 29,697
Colors: Black and Old Gold
Field (dim.): Duane Banks Field (330-400-330)
Conference: Big Ten
2007 Record: 31-23
Conference Record/Finish: 17-13
Postseason: 0-2 at Big Ten Tournament
Letterwinners Returning/Lost: 22/11
Head Coach: Jack Dahm (Creighton '89)
Overall Record: 385-396 (14 years)
Record at Iowa: 103-109 (4 years)
Assistants: Ryan Brownlee, Nick Zumsande
Baseball SID: Jenni Stumpff
Home Phone: (319) 430-8382
Baseball Statistician: Ray Gilmore
Gilmore Cell Phone: (319) 643-5625
E-Mail: jennifer-stumpff@hawkeyesports.com
SID Phone/Fax: (319) 335-9411 / 335-9417
Press Box Phone: (319) 335-9520
Website: www.hawkeyesports.com
Top Returners (2007 Stats):
Kevin Hoef, IF, Jr. (.300, 0 HR, 26 RBI, 15 SB)
Justin Toole, IF, Jr. (.367, HR, 34 RBI, 11 2B)
Mike Schurz, RHP, Sr. (3.72, 6-1, 9 SV, 35 Ks)
Caleb Curry, IF/OF, Sr. (.354, 2 HR, 41 RBI, 11 SB)
Nick Erdman, RHP, Jr. (5.15, 7-3, 24 Ks)
Mike Jacobs, LHP, So. (4.91, 3-0, SV, 23 Ks)
Steve Turnbull, RHP, Jr. (5.26, 2-4, 44 Ks)

Clearwater Invitational Information

Host: The Winning Inning Baseball Academy
Location: Clearwater, Florida
Stadium: Jack Russell Stadium
Capacity: 6,942
Dimensions (LF-CF-RF): 340-400-340
Ticket Office: (727) 797-9090
Press Box Phone: Bertsch's Cell Phone
Websites: www.winninginning.com and www.eventsatfloridasbeach.com/events/eventsfor.php?client=08tournament

Tournament Schedule

• **Friday, Feb. 22**
Notre Dame vs. Liberty 1:00 p.m.
Iowa vs. Albany 5:00 p.m.

• **Saturday, Feb. 23**
Liberty vs. Albany 10:00 a.m.
Notre Dame vs. Iowa 2:30 p.m.
Notre Dame vs. Albany 7:30 p.m.

• **Sunday, Feb. 24**
Liberty vs. Iowa 9:00 a.m.
Notre Dame vs. Albany 1:30 p.m.



Univ. at Albany Great Danes

Sat., Feb. 23 • 7:30 p.m.
Sun., Feb. 24 • 1:30 p.m.

Clearwater, Florida
Jack Russell Stadium
First Series Meeting

Location: Albany, New York
Enrollment: 12,457
Colors: Purple and Gold
Field (dim.): Varsity Field (345-375-325)
Conference: America East
2007 Record: 29-29
Conference Record/Finish: 13-11/3rd
Postseason: Won America East Tournament; 0-2 at NCAA Fayetteville Regional
Letterwinners Returning/Lost: 19/11
Head Coach: Jon Mueller (Eckerd '92)
Overall Record/at Albany: 180-212-1 (8 years)
Assistants: Garrett Baron, Matt Quatraro
Baseball SID: Craig Lane
Home Phone: (518) 442-3359
E-Mail: clane@uamail.albany.edu
SID Phone: (518) 442-3359
SID Fax: (518) 442-3139
Hotline: (518) 442-DANE
Press Box Phone: (315) 439-7305
Website: www.ualbanysports.com
Top Returners (2007 stats):
Sean Donovan, SS, Jr. (.322, 2 HR, 37 RBI)
Alexander Beaulieu, RHP, Sr. (2.81, 2-1, 10 SV, 21 K)
Dave West, OF, Jr. (.267, 4 HR, 14 RBI)
Jeff Kaier, RHP, Jr. (2.83, 1-1, SV, 26 Ks)
Casey Walsh, RHP, Sr. (4.71, 5-6, 57 Ks)
Cory Warrings, LHP, Jr. (5.04, 3-5, 42 Ks)
Sean Gregory, RHP, Jr. (5.26, 2-6, 2 SV, 45 Ks)

Papa John's Challenge

Papa John's Challenge

Host: Diamond Management/Pete Rose PJ Challenge
Location: West Palm Beach, Florida
Stadium: Santaluces Sports Complex
Dimensions (LF-CF-RF): 330-400-330
Office: (561) 499-9192; tickets sold at field
Press Box Phone: Bertsch's Cell Phone
Web: www.palmbeachchallenge.com/d1_body.htm

(Note: some games may be played at Little Fenway in Delray Beach; some non-ND games will be played at campus sites - Miami, FIU and FAU)

Tourney Schedule (March 1-5 games)

- **Saturday, March 1**
Notre Dame vs. Mount Saint Mary's .. 6:00 p.m.
 (also BC vs. MSM; Lehigh vs. St. Bonaventure; BC-SB)
- **Sunday, March 2**
 Boston College vs. Lehigh11:00 a.m.
Notre Dame vs. St. Bonaventure 11:30 a.m.
Notre Dame vs. Boston College.....4:00 p.m.
- **Monday, March 3**
 St. Bonaventure vs. Lehigh2:00 p.m.
 Boston College vs. Florida International (@FIU) 6:00 p.m.
- **Tuesday, March 4**
Notre Dame vs. Maine..... 2:00 p.m.
 Lehigh vs. Miami (@UM)7:00 p.m.
 Boston College vs. Florida Atlantic (@FAU)6:30 p.m.
- **Wednesday, March 5**
Notre Dame vs. Lehigh 3:00 p.m.
 Boston College vs. Florida Atlantic (@FAU)6:30 p.m.
 Maine vs. Florida International (@FIU)6:00 p.m.

Notes: other teams (Feb. 26-March 22) include: Mercyhurst, Southern Conn., Saint Rose, Bryant, Air Force, Ohio State, Penn, UConn, Georgetown, Penn St., Pittsburgh, Monmouth, Central Florida, Franklin Pierce, Adelphi, Mercy, New Jersey Inst. of Tech., Dominican, STAC, UMass-Lowell, Dowling, Cornell, Long Island and Merrimack.



St. Bonaventure Bonnies

Sat., March 2 • 11:30 a.m.
West Palm Beach, Florida
Santaluces Sports Center

Notre Dame Leads Series 1-0

Location: St. Bonaventure, New York
Enrollment: 2,000
Colors: Brown and White
Field (dim.): Fred Handler Park
Conference: Atlantic-10
2007 Record: 25-27
Conference Record/Finish: 12-11/4th
Postseason: 0-2 at Atlantic-10 Tournament
Letterwinners Returning/Lost: 16/12
Head Coach: Larry Sudbrook (Kent State)
Overall Record at SB: 476-471-7 (22 years)
Assistants: Nick LaBella, Shane Sudbrook
Baseball SID: Pat Pierson
Home Phone: (716) 640-4496
E-Mail: ppierson@sbu.edu
SID Phone: (716) 375-2575
SID Fax: (716) 375-2383
Press Box Phone: None
Website: www.gobonnies.com
Top Returners (2007 stats):
 Kevin Suminski, SS/2B, Jr. (.346, 3 HR, 30 RBI, 7 SB)
 Tristan Mulcahy, 1B, Jr. (.336, 5 HR, 27 RBI)
 Cody Vincent, LHP, Sr. (4.26, 5-8, 2 SV, 60 Ks)
 Randy Moley, OF, Sr. (.302, HR, 28 RBI, 9 SB)
 T.J. Pennino, OF, Sr. (.270, HR, 28 RBI, 9 2B)



Mount Saint Mary's Mountaineers

Sat., March 1 • 6:00 p.m.

West Palm Beach, Florida
Santaluces Sports Center

Notre Dame Leads Series 1-0

Location: Emmitsburg, Maryland
Enrollment: 1,522
Colors: Blue and White
Field (dim.): Straw Family Stadium (315-400-300)
Conference: Northeast
2007 Record: 35-22
Conference Record/Finish: 21-7/1st
Postseason: 0-2 at Northeast Conf. Tournament
Letterwinners Ret./Lost: 16/10
Head Coach: Scott Thomson (McDaniel '98)
Overall Record/at MSM: 182-279 (10 years)
Assistants: Tim Brown, Eric Haines
Baseball SID: Mark Vandergrift
Home Phone: (717) 357-3326
E-Mail: vandergrift@msmary.edu
SID Phone/Fax: (301) 447-5300 / 447-5300
Web: www.mountathletics.com
Top Returners (2007 Stats):
 Josh Vittek, C/OF, Sr. (.275, 12 HR, 44 RBI, 14 2B)
 Ryan Murray, OF, Sr. (.385, 10 HR, 31 RBI)
 Andrew Germuth, RHP, Sr. (4.59, 8-5, 53 Ks)
 Matt Eiden, 2B, Sr. (.338, HR, 22 RBI)
 Drew Counselman, SS, Sr. (.242, 6 HR, 37 RBI, 9 SB)



Maine Black Bears

Mon., March 4 • 2:00 p.m.

West Palm Beach, Florida
Santaluces Sports Center

Series Tied 2-2

Location: Orono, Maine
Enrollment: 11,500
Colors: Blue and White
Field (dim.): Mahaney Diamond (330-400-33)
Conference: America East
2007 Record: 22-31
Conference Record/Finish: 12-11/4th
Postseason: 1-2 at America East Tournament
Letterwinners Returning/Lost: 14/7
Head Coach: Steve Trimper (E. Connecticut '92)
Overall Record: 229-227-3 (9 years)
Record at Maine: 57-53-1 (2 years)
Assistants: Jared Holowaty, Aaron Izaryk
Baseball SID: Laura Reed
Home Phone: www.goblackbears.com
E-Mail: laura.reed@umit.maine.edu
SID Phone: (207) 581-3646
SID Fax: (207) 581-3297
Press Box Phone: (207) 581-1049
Website: (207) 478-4256
Top Returners (2007 Stats):
 Curt Smith, OF/IF, Sr. (.351, 8 HR, 48 RBI)
 Billy Cather, OF, Jr. (.321, 4 HR, 26 RBI, 17 SB)
 Myckie Lugbauer, C, So. (.301, 5 HR, 27 RBI)
 Kevin Jackson, OF/1B, So. (.318, 0 HR, 15 RBI)
 Brian Hackett, IF, Jr. (.296, 0 HR, 18 RBI)
 Alejandro Balsinde, RHP, Jr. (4.40, 3-5, 3 SV, 33 Ks)
 Danny Menendez, IF, Jr. (.276, 2 HR, 25 RBI)
 Kevin McAvoy, IF/OF, Jr. (.271, 4 HR, 30 RBI)
 Ryan Forrest, RHP, So. (5.88, 3-2, 28 Ks)



Boston College Eagles

Sun., March 2 • 4:00 p.m.

West Palm Beach, Florida
Santaluces Sports Center

Notre Dame Leads Series 23-8

Location: Chestnut Hill, Massachusetts
Enrollment: 14,500
Colors: Maroon and Gold
Field (dim.): Pellagrini Diamond (330-400-320)
Conference: Atlantic Coast
2007 Record: 24-27-1
Conference Record/Finish: 12-17
Postseason: None
Letterwinners Returning/Lost: 26/11
Head Coach: Mikio Aoki (Davidson)
Overall Record/at BC: 24-27-1 (1 year)
Assistants: Steve Englert, Joe Hastings
Baseball SID: Ben Warnick
Home Phone: (413) 695-2793
E-Mail: warnick@bc.edu
SID Phone: (617) 552-4508
SID Fax: (617) 552-4903
Press Box Phone: (617) 552-4903
Website: www.bceagles.com
Top Returners (2007 Stats):
 Eric Campbell, 3B/OF, Jr. (.350, 4 HR, 41 RBI, 20 2B)
 Tony Sanchez, C, So. (.318, HR, 28 RBI, 16 2B)
 Ted Ratliff, RHP, Sr. (3.96, 6-3, 65 Ks)
 Michael Belfiore, 1B, So. (.297, 3 HR, 22 RBI)
 Terry Doyle, RHP, Sr. (5.87, 4-5, 3 SV, 47 Ks)
 Dan Houston, RHP, Jr. (5.24, 3-4, 2 SV, 32 Ks)
 Geoff Oxley, RHP, So. (3.04, 1-0, 14 Ks)



Lehigh Mountain Hawks

Tues., March 5 • 3:00 p.m.

West Palm Beach, Florida
Santaluces Sports Center

First Series Meeting

Location: Bethlehem, Pennsylvania
Enrollment: 4,700
Colors: Brown and White
Field (dim.): Lehigh Baseball Field
Conference: Patriot League
2007 Record: 13-30-1
Conference Record/Finish: 2-18/6th
Postseason: None
Letterwinners Ret./Lost: 24/10
Head Coach: Sean Leary (Lehigh '93)
Overall Record/at Lehigh: 238-292-5 (12 yrs)
Assistants: John Kochmansk, Bob Shebelsky
Baseball SID: Travis Collins
Home Phone: (610) 758-5101
E-Mail: tsc207@lehigh.edu
SID Phone/Fax: (610) 758-5101 / 758-4407
Website: www.lehighsports.com
Top Returners (2007 Stats):
 Liam O'Connor, SS, Sr. (.342, 0 HR, 23 RBI, 10 SB)
 Matt Reitz, 3B, Jr. (.365, 2 HR, 18 RBI)
 Joe Ercolano, CF, Sr. (.281, 2 HR, 22 RBI, 13 SB)
 Andrew Berger, RHP, So. (3.99, 1-2, SV, 22 Ks)
 Joe Matteo, RHP, Sr. (5.73, 2-6, 39 Ks)
 Dan Clauson, IF, So. (.267, 0 HR, 12 RBI)
 Gregory Angelo, LHP, So. (5.73, 1-3, 15 Ks)
 Billy Alec, RHP, Sr. (4.84, 0-2, 18 Ks)
 Greg Mortka, RHP, Jr. (5.06, 4-3, 15 Ks)

Remember the Alamo

Notre Dame's 2008 trips to **CORPUS CHRISTI** and **SAN ANTONIO** will mark the 21st season in the past 30 years (dating back to 1969) that the Irish baseball team has visited the state of Texas. Notre Dame owns an 81-54 all-time record (.600) in games played within the confines of the nation's largest state, including 46-23 (.667) since 1995.

All but two of the past 13 Notre Dame teams have made the familiar trip to San Antonio, typically on the longer spring break that allows the players to stay with host families – and many of the players have developed lasting friendships with the residents of the Alamo City. The 2000 and 2003 Irish teams spent spring break in Jacksonville, Fla., and are the only teams since 1995 to not make a Texas trip at any point during the season.

Notre Dame's 2007 opening weekend marked just its second San Antonio trip since 1995 that did not come over the spring break. The 2001 Alamo Invitational was held on the second weekend of play (the Irish spent the 2001 spring break in Northern California, with that 7-0-1 trip including the team title at the Fresno State Classic – helping the 2001 squad later earn the No. 1 ranking).

Notre Dame's recent success has extended to its play in Texas, as the Irish are 29-11 in their previous 40 games in the Lone Star state (dating back to the middle of the 1999 spring-break trip). Notre Dame's all-time trips in Texas have included games at the University of Texas, Texas A&M, Round Rock's Dell Diamond and the University of Dallas (among others).

Early-Season Itineraries

Clearwater, Florida

February 20 – American #1568
(Chicago O'Hare – Tampa; 6:55 p.m.-10:31 p.m.)

Innisbrook Resort and Golf Club
36750 US Highway 19 North
Palm Harbor, FL, 34684
(727) 942-2000; fax: (727) 942-5576

February 24 – American #1627
(Tampa – Chicago O'Hare; 7:50 p.m.-9:51 p.m.)

West Palm Beach, Florida and Corpus Christi, Texas

February 29 – American #1235
(Chicago O'Hare – West Palm Beach; 7:05 -11:00 p.m.)

Doubletree Guest Suites Boca Raton
701 NW 53rd Street
Boca Raton, FL, 33487
(561) 997-9500; fax: (561) 994-3565

March 6 – Southwest #48 and #43
(Ft. Lauderdale – Houston; 3:30 -5:30 p.m.)
(Houston – Corpus Christi; 6:25 -7:15 p.m.)

Holiday Inn Airport Hotel
5549 Leopard Street
Corpus Christi, TX, 78201
(361) 289-5100; fax: (361) 289-6209

March 9 – Southwest #52
(Corpus Christi – Houston; 7:05 -10:00 p.m.)
Southwest #1352
(Houston – Chicago Midway; 8:20 p.m.-10:50 p.m.)

San Antonio, Texas

March 13 – Southwest #626
(Chicago Midway – San Antonio; 7:05-10:00 p.m.)

Springhill Suites by Marriot
3636 NW Loop
San Antonio, TX 78201
(210) 737-6086; fax: (210) 737-6170
(players stay with host families)

March 16 – Southwest #123
(San Antonio – Chicago Midway; 5:35-8:05 p.m.)

Whataburger Classic Information

Host: Corpus Christi Hooks
Location: Corpus Christi, Texas
Stadium: Whataburger Field
Capacity: 5,050 (plus berm)
Dimensions (LF-CF-RF): 325-400-315
Ticket Office: (361) 561-HOOK (4665)
Press Box Phone: (361) 561-4796
Website: www.cchooks.com

Tournament Schedule

- **Friday, March 2**
ND vs. Texas A&M Corpus Christi..... 3:00 p.m.
South Alabama vs. Arizona7:00 p.m.
- **Saturday, March 3**
Notre Dame vs. South Alabama 3:00 p.m.
Arizona vs. Texas A&M Corpus Christi.....7:00 p.m.
- **Sunday, March 4**
So. Alabama vs. TAMU Corpus Christi 11:00 a.m.
Notre Dame vs. Arizona..... noon



South Alabama Jaguars

Sat., March 8 • 3:00 p.m.
Corpus Christi, Texas
Whataburger Field
Series Tied 1-1

Location: Mobile, Alabama
Enrollment: 13,583
Colors: Red, Blue and White
Field (dim.): Stanky Field
Conference: Sun Belt
2007 Record: 31-26
Conference Record/Finish: 13-16/8th
Postseason: 2-2 at Sun Belt Tournament
Letterwinners Returning/Lost: NA
Head Coach: Steve Kittrell (South Alabama '71)
Overall Record: 1,018-582-1 (27 years)
At South Alabama: 933-533-1 (24 years)
Assistants: Jason Jackson,
Baseball SID: Jim Stephan
Home Phone: (251) 490-3999
E-Mail: jstephan@usouthal.edu
SID Phone/Fax: (251) 414-8032
Website: www.usajaguars.com
Top Returners (2007 stats):
David Doss, 3B, Jr. (.365, 8 HR, 52 RBI, 18 2B)
Clint Toomey, F, Sr. (.356, 2 HR, 46 RBI, 11 SB)
Ryne Jernigan, SS/2B, Sr. (.306, 4 HR, 25 RBI)
Lance Baxter, LHP, Jr. (4.84, 4-3, 39 Ks)
Ray Kruml, OF, Sr. (.279, 3 HR, 18 RBI, 18 SB)
Chris LaGrow, LHP, So. (3.03, 1-2, 8 SV, 28 Ks)
Sean Laird, OF, So. (.286, 3 HR, 18 RBI)
Dan Goldberg, RHP, Sr. (5.34, 4-6, 56 Ks)
Kevin Nabors, RHP, Sr. (4.67, 3-1, 28 Ks)



Texas A&M Corpus Christi Islanders

Fri., March 7 • 3:00 p.m.
Corpus Christi, Texas
Whataburger Field
First Series Meeting

Location: Corpus Christi, Texas
Enrollment: 8,600
Colors: Blue and Green
Field (dim.): Chapman Field (330-404-330)
Conference: Southland
2007 Record: 27-29
Conference Record/Finish: 12-18
Postseason: None
Letterwinners Returning/Lost: 20/14
Head Coach: Scott Malone (McMurry '98)
Overall Record: First Season
Assistants: Rusty Miller, Chris Ramirez
Baseball SID: Aaron Ames
Home Phone: (361) 533-4560
E-Mail: aaron.ames@tamucc.edu
SID Phone/Fax: (361) 825-3411/825-3218
Press Box Phone: (361) 533-4560
Website: www.goislanders.com
Top Returners (2007 stats):
Chase Williams, OF, Sr. (.375, 6 HR, 27 RBI, 7 SB)
Bryan Gerondale, IF, Sr. (.321, 8 HR, 42 RBI, 14 2B)
Chase Wheaton, OF, Sr. (.314, 6 HR, 32 RBI, 7 SB)
Chris Widner, OF/1B, Sr. (.321, 4 HR, 31 RBI)
Trey Maldonado, RHP, Jr. (4.76, 0-2, 7 SV, 27 Ks)
Martin Parra, IF, Jr. (.308, 2 HR, 28 RBI, 13 2B)
Trae Williams, IF, Sr. (.294, 0 HR, 18 RBI, 17 SB)



Arizona Wildcats

Sun., March 9 • Noon
Corpus Christi, Texas
Whataburger Field
Arizona Leads Series 7-2

Location: Tucson, Arizona
Enrollment: 35,400
Colors: Cardinal and Navy
Field (dim.): Sancet Stadium (360-400-360)
Conference: Pacific-10
2007 Records: 42-17 (15-9/2nd in Pac-10)
Postseason: Runner-Up at NCAA Wichita Reg.
Letterwinners Returning/Lost: 16/5
Head Coach: Andy Lopez (UCLA '75)
Overall Record: 897-558-7 (25 years)
Record at Arizona: 210-141-1 (6 years)
Assistants: Mark Wasikowski, Jeff Casper
Baseball SID: Matt Rector
Home Phone: (520) 850-2814
E-Mail: mjrector@email.arizona.edu
SID Phone: (520) 621-4163/0914
SID Fax: (520) 621-2681
Pressbox Phone: (520) 621-4440
Hotline: (520) 621-0909
Website: www.arizonaathletics.com
Top Returners (2007 stats):
C.J. Ziegler, 1B, Sr. (.355, 13 HR, 63 RBI)
Preston Guilmet, RHP, Jr. (1.87, 12-2, 146 Ks)
Colt Sedbrook, IF, Sr. (.335, HR, 24 RBI)
T.J. Steele, OF, Jr. (.323, 7 HR, 47 RBI, 21 SB)
Jon Gaston, OF, Jr. (.319, 6 HR, 33 RBI)
Brad Glenn, 1B, Jr. (.333, 10 HR, 62 RBI)
Jason Stoffel, RHP, So. (1.87, 5-0, 55 Ks)
Daniel Schlereth, LHP, Sr. (2.68, 3-1, 47 Ks)

Irish Baseball Classic



Buffalo Bulls

Fri., March 14 • 1:00 p.m.

San Antonio, Texas
Wolff Stadium

First Series Meeting

Location: Buffalo, New York
Enrollment: 27,823
Colors: Royal Blue and White
Field: Amherst-Audubon Field
Conference: Mid-American
2007 Record: 16-35
Conf. Record/Finish: 11-16/3rd East Division
Postseason: None
Letterwinners Returning/Lost: N/A
Head Coach: Ron Torgalski (Hamilton College '89)
Overall Record/at Buffalo: 16-35 (1 year)
Assistants: Jim Koerner, Joe Hesketh
Baseball SID: Jeremy Reid
Home Phone: (716) 867-1908
E-Mail: jreid@buffalo.edu
SID Phone/Fax: (716) 645-5523 / 645-6840
Press Box Phone: N/A
Website: www.buffalobulls.com
Top Returners (2007 Stats):
Bobby Pizzuto, OF, So. (.314, HR, 26 RBI, 12 SB)
Brad Agustin, SS, Jr. (.273, 23 RBI, 10 2B)
Mark Tourangeau, RHP, Sr. (5.30, 3-4, 42 Ks)
Adam Skonieczki, OF, So. (.269, 15 RBI, 8 SB)
Nick Walczak, IF, Sr. (.268, 15 RBI)
Dan Francis, RHP, Jr. (4.41, 1-3, 15 Ks)
Zach Anderson, RHP, Jr. (4.54, 2-3, 33 Ks)



Central Michigan Chippewas

Mon., March 17 • 5:05 p.m.

Notre Dame, Indiana
Frank Eck Stadium

Notre Dame Leads Series 15-9

Location: Mount Pleasant, Michigan
Enrollment: 27,452
Colors: Maroon and Gold
Field: Theunissen Stadium (330-400-330)
Conference: Mid-American
2007 Records: 35-21 (21-6 MAC/2nd West Div.)
Postseason: 0-2 at MAC Tournament
Letterwinners Returning/Lost: 14/8
Head Coach: Steve Jaska (CMU '79)
Overall Record: 198-139 (7 years)
Record at Central Michigan: 170-114 (6 years)
Assistant Coach: Mike Villano
Baseball SID: Mike Boseak
Home Phone: (989) 621-9064
E-Mail: mike.boseak@cmich.edu
SID Phone/Fax: (989) 774-3277 / 774-7324
Press Box Phone: (989) 774-3594
Website: www.cmuchippewas.com
Top Returners (2007 Stats):
Tyler Stovall, C/OF, Sr. (.391, 6 HR, 59 RBI, 20 SB)
Sean Hoorelbeke, OF/IF, Sr. (.317, 7 HR, 51 RBI)
Dan Taylor, LHP, Jr. (3.49, 7-2, 51 Ks)
Cody Allen, OF, Jr. (.302, HR, 34 RBI, 17 2B, 26 SB)
Jeff Helps, IF, Sr. (.307, 2 HR, 32 RBI, 10 2B)
Noah Lankford, IF, Sr. (.286, 2 HR, 25 RBI)
Jason Brown, RHP, Jr. (1.82, 1-0, 2 SV, 16 Ks)
Bryce Morrow, RHP, So. (4.34, 2-3, 5 SV, 36 Ks)

Irish Baseball Classic

Host: Notre Dame / City of San Antonio
Location: San Antonio, Texas
Stadium: Wolff Stadium (capacity: 6,000)
Dimensions (LF-CF-RF): 310-402-340
Ticket Office: (210) 207-3750
Press Box Phone: (210) 207-3750

• **Fri., March 14** Notre Dame vs. Buffalo (1:00)
Southern Illinois vs. Texas-Pan American (4:00)
• **Sat., March 15** ND vs. Southern Illinois (11:00)
Buffalo vs. Southern Illinois (3:00)
Buffalo vs. Texas-Pan American (7:00)
• **Sun., March 16** ND vs. Texas-Pan American (noon)



Southern Illinois Salukis

Sat., March 15 • 1:00 p.m.

San Antonio, Texas
Wolff Stadium

Notre Dame Leads Series 9-4

Location: Carbondale, Illinois
Enrollment: 21,598
Colors: Maroon and White
Field: Abe Martin Field (340-390-340)
Conference: Missouri Valley
2007 Records: 34-22 (13-11 MVC/3rd)
Postseason: 0-2 at MVC Tournament
Letterwinners Returning/Lost: 16/4
Head Coach: Dan Callahan (St. John's '71)
Overall Record: 509-367-1 (20 years)
Record at SIU: 356-367-1 (14 years)
Assistants: Ken Henderson, Tim Dixon
Baseball SID: Jeff Honza
Home Phone: (618) 453-5470
E-Mail: honz@siu.edu
SID Phone/Fax: (618) 453-5470 / 453-2648
Website: www.siusalukis.com
Top Returners (2007 stats):
Mark Kelly, C, Jr. (.379, 2 HR, 63 RBI, 13 2B)
Aaron Roberts, OF, So. (.349, 0 HR, 17 RBI, 13 SB)
Cody Adams, P, Jr. (3.01, 11-5, 89 Ks)
Adam Hills, OF/IF, Sr. (.319, 3 HR, 49 RBI, 14 2B)
Shawn Joy, P, Sr. (3.54, 5-2, 56 Ks)
Ian Reinhardt, P, Sr. (2.90, 1-1, 4 SV, 27 Ks)
Scott Elmendorf, IF, Jr. (.281, HR, 31 RBI, 16 2B)



Texas-Pan American Broncs

Sun., March 16 • noon

San Antonio, Texas
Wolff Stadium

Series Tied 4-4

Location: Edinburg, Texas
Enrollment: 19,576
Colors: Forest Green, Orange and White
Field: Edinburg Baseball Stadium
2007 Record: 17-39
Postseason: None
Letterwinners Returning/Lost: 10/13
Head Coach: Willie Gawlik (Pan Am Univ. '72)
Overall Record: 269-325 (13 years)
Record at UTPA: 99-171 (6 years)
Assistants: Gene Salazar, Patrick Hon
Baseball SID: Kristyna Mancias
Home Phone: (956) 648-1109
E-Mail: kmancias@utpa.edu
SID Phone/Fax: (959) 381-2240 / 381-2261
Press Box Phone: None
Website: www.utpabroncs.com
Top Returners (2007 Stats):
Roly Gonzalez, OF, Sr. (.342, 0 HR, 23 RBI, 5 2B)
Abraham Garcia, Utl., Jr. (.258, 1 HR, 2 3B, 13 RBI)
Matt Shepherd, P, Sr. (7.66, 2-6, 49.1 IP, 36 K)
Cody Cisper, P, Sr. (9.29, 0-7, 51.1 IP, 26 K)



Xavier Musketeers

Tues., March 18 • 5:05 p.m.

Notre Dame, Indiana
Frank Eck Stadium

Notre Dame Leads Series 52-20

Location: Cincinnati, Ohio
Enrollment: 6,700
Colors: Navy Blue, Gray and White
Field: Hayden Field (310-380-310)
Conference: Atlantic 10
2007 Record: 29-31
Conf. Record/Finish: 17-10/4th
Postseason: 2-2 at Atlantic-10 Tournament
Letterwinners Returning/Lost: 20/12
Head Coach: Scott Googins (Ohio Wesleyan '92)
Overall Record/at XU: 48-68 (3 years)
Assistants: J.D. Heilmann, Zach Schmidt
Baseball SID: Jake Linder
Home Phone: (513) 638-5304
E-Mail: linder@xavier.edu
SID Phone: (513) 648-5304
SID Fax: (513) 745-2825
Press Box Phone: (513) 648-5304
Website: www.goxavier.com
Top Returners (2007 Stats):
Robbie Kelley, IF, Sr. (.304, 4 HR, 27 RBI)
Sean Farrell, OF, Jr. (.296, HR, 22 RBI)
Charlie Leesman, LHP, Jr. (4.22, 4-3, 47 Ks)
Adam Pasono, IF/OF, Jr. (.270, HR, 24 RBI, 11 2B)
Neil Lindgren, OF, Jr. (.266, HR, 21 RBI)
Michael Lucas, RHP, Sr. (4.48, 4-6, 63 Ks)



Ball State Cardinals

Tues., March 25 • 5:05 p.m.

Notre Dame, Indiana
Frank Eck Stadium

ND Leads Series 16-12

Location: Muncie, Indiana
Enrollment: 17,728
Colors: Cardinal and White
Field (dim.): Ball Diamond (330-400-330)
Conference: Mid-American
2007 Record: 20-34
Conf. Record/Finish: 8-19/6th West Division
Postseason: None
Letterwinners Returning/Lost: 21/8
Head Coach: Greg Beals (Kent State '95)
Overall Record/at BSU: 160-123 (5 years)
Assistants: Mike Stafford, Alex Marconi
Baseball SID: Tyson Mathews
Home Phone: (765) 748-1346
E-Mail: temathews@bsu.edu
SID Phone: (765) 285-8242
SID Fax: (765) 285-8929
Press Box Phone: (765) 285-8932
Website: www.ballstatesports.com
Top Returners (2007 Stats):
Matt Stoeklen, 1B, Sr. (.311, 8 HR, 39 RBI, 16 2B)
Wayne Bond, CF, Sr. (.309, 5 HR, 23 RBI, 15 SB)
Brenden Stines, RHP, Jr. (4.20, 2-8, 68 Ks)
Kyle Heyne, RHP, Sr. (2.31, 5-3, 28 Ks)
Ryan Chenoweth, OF, Jr. (.261, 7 HR, 28 RBI, 8 SB)
Zach Dygert, C, So. (.258, HR, 15 RBI)
Brad Piatt, RHP, So. (4.44, 0-4, 35 Ks)

Non-Conference Opponents



UW-Milwaukee Panthers

Wed., March 26 • 5:05 p.m.

Notre Dame, Indiana
Frank Eck Stadium

Notre Dame Leads Series 9-3

Location: Milwaukee, Wisconsin
Enrollment: 28,042
Colors: Black and Gold
Field (dim.): Henry Aaron Field (320-390-320)
Conference: Horizon League
2007 Records: 25-32 (16-14 Horizon/3rd)
Postseason: 2-2 at Horizon Tournament
Letterwinners Returning/Lost: 17/8
Head Coach: Scott Doffek
Overall Record/at UWM: 25-32 (1 year)
Assistants: Cory Bigler, Dean Haase
Baseball SID: Chris Zills
Home Phone: (414) 750-2090
E-Mail: czills@uwm.edu
SID Phone: (414) 229-4593
SID Fax: (414) 229-6759
Press Box Phone: (414) 750-2090
Website: www.uwmpanthers.com
Top Returners (2007 Stats):
 Josh Groves, 1B/C, Jr. (.396, HR, 29 RBI, 21 2B)
 Jesse Hart, 2B, Sr. (.360, 3 HR, 20 RBI, 14 2B)
 Andy Hetebrueg, RHP/IF, Jr.
 (.535, 2-3, 19 Ks; .302, 0 HR, 15 RBI, 10 2B)
 Tim Hoy, LHP, Jr. (4.34, 1-1, 21 Ks)
 Nick Wichser, OF, Sr. (.302, 5 HR, 32 RBI)
 Ben McClarey, LHP, Sr. (4.91, 1-0, 11 Ks)
 Jordan Herbert, RHP, Jr. (5.70, 4-0, SV, 31 Ks)




Western Michigan Broncos

Tues., April 1 • 5:05 p.m.

Notre Dame, Indiana
Frank Eck Stadium

Notre Dame Leads Series 64-63-1

Location: Kalamazoo, Michigan
Enrollment: 24,841
Colors: Brown and Gold
Field: Hyames Field (325-400-340)
Conference: Mid-American
2007 Records: 16-33 (8-16 MAC/5th West Div.)
Postseason: 0-2 at MAC Tournament
Letterwinners Returning/Lost: 19/6
Head Coach: Randy Ford (WMU '79)
Overall Record/at WMU: 72-79 (4 years)
Assistants: Scott Demetral, Scott Bates
Baseball SID: Kristin Keirns
Home Phone: (269) 998-8062
E-Mail: kristin.keirns@wmich.edu
SID Phone: (269) 387-4123
SID Fax: (269) 387-4139
Hotline: (269) 387-GOLD
Press Box Phone: (269) 998-8062
Website: www.wmubroncos.com
Top Returners (2007 Stats):
 Pedro Dager, OF, Jr. (.316, HR, 16 RBI)
 Nathan Marquardt, C, Sr. (.300, 5 HR, 29 RBI)
 Ethan Hollingsworth, RHP, Jr. (2.55, 4-4, 54 Ks)
 Zach Gentile, IF, Jr. (.319, HR, 20 RBI)
 Matt Abro, IF, So. (.301, HR, 21 RBI, 12 2B)
 Billy Morrison, RHP, So. (4.01, 3-6, 34 Ks)
 Joe McDonald, OF, Sr. (.294, 2 HR, 19 RBI)



Valparaiso Crusaders

Tues., April 8 • 5:05 p.m.

Notre Dame, Indiana
Frank Eck Stadium

Notre Dame Leads Series 68-20

Location: Valparaiso, Indiana
Enrollment: 4,000
Colors: Brown and Gold
Field: Emory Bauer Field (330-400-330)
Conference: Horizon League
2007 Record: 22-34
Conf. Record/Finish: 10-10/3rd Mid-Con.
Postseason: 1-2 at Mid-Con Tournament
Letterwinners Returning/Lost: 18/13
Head Coach: Tracy Woodson
Overall Record/at Valparaiso: 22-34 (1 year)
Assistants: Brian Schmack, Chris Maliszewski
Baseball SID: Ryan Wronkovicz
Home Phone: (219) 617-2466
E-Mail: ryan.wronkovicz@valpo.edu
SID Phone/Fax: (219) 464-5232 / 464-5762
Press Box Phone: (219) 464-6006
Website: www.valpo.edu/athletics
Top Returners (2007 Stats):
 Jason Brunelli, OF, Sr. (.298, 4 HR, 18 RBI)
 Zach Rodeghero, OF, Sr. (.295, 3 HR, 27 RBI)
 Matt Evans, LHP, So. (2.92, 3-3, 12 Ks)
 John Snelten, RHP, Sr. (.06: 4.42, 1-1, 13 Ks)
 Jay Clites, LHP, Sr. (4.24, 3-1, 17 Ks)
 Elliott Gibbs, RHP, Gr. (5.81, 2-7, 40 Ks)

Eck Stadium Career Statistics

(prior to 2008 season)

Player	Home											Overall Career	
	Avg.	GP/GS	AB	R	H	2B-3B-HR	RBI	SLG%	BB-HBP-SO	OB%	SB	E	Avg.
A.J. Pollock	.426	26/26	101	24	43	5-1-2	17	.554	16-2-11	.508	5-6	10	.372
Brett Lilley	.394	75/75	259	76	102	6-2-1	35	.444	47-27-28	.529	10-17	19	.349
Sean Gaston	.315	57/42	159	24	50	6-0-2	37	.390	16-1-14	.366	7-9	2	.307
Jeremy Barnes	.282	50/50	195	33	55	7-2-2	38	.369	19-2-21	.352	9-10	7	.278
Ross Brezovsky	.259	71/69	239	49	62	11-2-2	42	.347	36-3-32	.363	5-8	8	.273
Brayden Ashdown	.146	18/12	41	2	6	1-0-0	3	.171	5-0-11	.239	0-0	0	.158
Ryan Connolly	.125	13/10	32	5	4	1-0-0	2	.156	8-0-13	.300	1-1	0	.185
Chris Soriano	.667	8/0	6	2	4	0-0-0	2	.667	1-1-1	.714	0-0	0	.500
Herman Petzold	.500	4/0	4	2	2	1-0-0	0	.750	1-0-1	.600	0-0	0	.500
Eddy Mendiola	.345	22/3	29	4	10	0-0-0	8	.345	2-0-3	.387	0-0	3	.309
Ryne Intlekofer	.222	10/5	18	2	4	1-0-0	3	.278	0-1-7	.263	1-1	1	.219
Evan Sharpley	.143	5/1	7	0	1	1-0-0	1	.286	1-0-0	.250	0-0	0	.143
David Mills	.000	1/0	1	0	0	0-0-0	0	.000	0-0-0	.000	0-0	0	.000
Will Harford	.000	1/0	1	0	0	0-0-0	0	.000	0-0-0	.000	0-0	0	.000

Player	Home											Overall Career	
	ERA	W-L	GP/GS	SV	IP	H	ER	BB/SO	HR	B/Avg	WP/HBP	ERA	
David Phelps	2.24	5-0	11/7	0	60.1	48	15	14/53	0	.221	1/5	2.89	
Eric Maust	2.51	2-0	8/3	1	32.1	37	9	3/24	0	.280	1/2	3.65	
Tony Langford	2.81	4-0	14/0	2	16.0	12	5	6/16	0	.207	4/1	3.14	
Kyle Weiland	2.83	5-0	18/2	8	35.0	31	11	20/30	0	.240	9/8	3.87	
Wade Korpi	2.97	8-4	24/17	0	100.0	96	33	36/92	4	.252	2/5	3.61	
Sam Elam	3.90	0-1	12/5	0	30.0	17	13	23/25	0	.168	5/5	3.89	
Brett Graffy	4.71	5-0	15/2	0	36.1	30	19	18/23	2	.231	4/1	4.87	
Andrew Scheid	5.87	0-1	5/1	0	7.2	12	5	5/2	0	.353	1/1	5.40	
David Mills	9.00	0-0	4/0	0	3.0	4	3	3/1	1	.308	0/0	8.53	
Steven Mazur	-	0-0	1/0	0	0.0	3	3	1/0	1	1.000	0/0	18.00	



Toledo Rockets

Tues., April 15 • 6:05 p.m.

Notre Dame, Indiana
Frank Eck Stadium

Notre Dame Leads Series 39-12

Location: Toledo, Ohio
Enrollment: 20,715
Colors: Midnight Blue and Gold
Field (dim.): Scott Park (330-400-330)
Conference: Mid-American
2007 Record: 26-28
Conf. Record/Finish: 14-13/4th West Division
Postseason: 0-2 at MAC Tournament
Letterwinners Returning/Lost: 23/6
Head Coach: Cory Mee (Notre Dame '92)
Overall Record/at Toledo: 87-128 (4 years)
Assistants: Matt Husted, Oliver Wolcott
Baseball SID: Brian DeBenedictis
Home Phone: (419) 262-4234/867-0083
E-Mail: brian.debenedictis@utoledo.edu
SID Phone: (419) 530-4919 or 4920
SID Fax: (419) 530-4930
Press Box Phone: (419) 530-3089
Website: www.utrockets.com
Top Returners (2007 Stats):
 Scott Boley, IF, Sr. (.306, 7 HR, 39 RBI, 11 2B)
 Drew Hoisington, OF, Sr. (.295, 12 HR, 50 RBI, 12 SB)
 Jake Swint, OF, Sr. (.297, 2 HR, 33 RBI, 15 2B)
 Jake Oester, IF, Jr. (.323, 3 HR, 24 RBI)
 Josh Johnson, OF, So. (.345, 2 HR, 21 RBI)
 Kyle Rawlings, LHP, Sr. (6.34, 2-4, 42 Ks)
 Josh Colliver, UTIL, Jr. (.273, 3 HR, 30 RBI)





Oakland Golden Grizzlies

Wed., April 16 • 6:05 p.m.

Notre Dame, Indiana
Frank Eck Stadium

Notre Dame Leads Series 11-0

Location: Rochester, Michigan
Enrollment: 17,737
Colors: Gold and Black
Field: OU Baseball Field (320-380-320)
Conference: Summit League
2007 Record: 20-34
Conference Record/Finish: 5-15/6th
Postseason: None
Letterwinners Returning/Lost: 22/9
Head Coach: Dylan Putnam (Michigan State '02)
Overall Record/at Oakland: 40-72 (2 years)
Assistants: John Musachio, Aaron Hines
Baseball SID: Paul Smith
E-Mail: smith234@oakland.edu
SID Phone/Fax: (248) 370-3123 / 370-4056
Hotline: (248) 370-4668
Website: www.ougrizzlies.com
Top Returners (2007 Stats):
Justin Wilson, OF, Jr. (.350, 4 HR, 30 RBI, 12 SB)
Andrew Stafford, IF, Jr. (.348, 3 HR, 40 RBI, 11 SB)



Chicago State Cougars

Tues., April 22 • 6:05 p.m.

Notre Dame, Indiana
Frank Eck Stadium

Notre Dame Leads Series 26-2

Location: Chicago, Illinois
Enrollment: 7,200
Colors: Green and White
Field: Brooks Field
Conference: Independent
2007 Record: 3-51
Postseason: None
Letterwinners Returning/Lost: 13/15
Head Coach: Husain Mahamoud
Overall Record/at CSU: 1-12 (1 year)
Assistants: Michael Caston, Dan Soria
Baseball SID: TBA
SID Phone: (773) 995-2217
SID Fax: (773) 995-3656
Website: www.csu.edu/athletics
Top Returners (2007 Stats):
Luke Grow, SS/2B, Sr. (.339, 0 HR, 23 RBI)
Chris Goya, OF, Sr. (.327, 0 HR, 14 RBI)
Alex Hall, SS/2B, Sr. (.278, 0 HR, 13 RBI)
Chris Freshour, LHP/OF, Sr.
(8.71, 1-11, 36 Ks; .210, 0 HR, 6 RBI)



IPFW Mastodons

Wed., April 23 • 7:30 p.m.

Fort Wayne, Indiana
Memorial Stadium

Notre Dame Leads Series 4-0

Location: Fort Wayne, Indiana
Enrollment: 11,757
Colors: Royal Blue and White
Field (dim.): Mastodons Field (330-390-365)
Conference: Summit League
2007 Record: 9-37 (independent)
Postseason: None
Letterwinners Returning/Lost: 11/6
Head Coach: Billy Gernon (Indiana '90)
Overall Record/at IPFW: 143-239-1 (8 years)
Assistants: Chad Newhard, Brent Alwine
Baseball SID: Rudy Yovich
Home Phone: (260) 402-6599
E-Mail: yovichr@ipfw.edu
SID Phone: (260) 481-6646
SID Fax: (260) 481-6002
Press Box Phone: (260) 481-4177
Website: www.gomastodons.com
Top Returners (2007 stats):
Jared Davis, OF, Sr. (.376, 9 HR, 54 RBI)
Mark Carden, IF, So. (.339, HR, 21 RBI)
Cole Uebelhor, RHP, Sr. (7.35, 3-8, 45 Ks)
Ryan Beer, IF, So. (.302, 0 HR, 16 RBI)



Mississippi Valley St. Delta Devils

Tues., April 29 • 6:05 p.m.

Wed., April 30 • TBA

Notre Dame, Indiana
Frank Eck Stadium

First Series Meeting

Location: Itta Bena, Mississippi
Enrollment: 4,040
Colors: Forest Green and Red
Field: Shanks Field
Conference: Southwest Athletic
2007 Record: 19-38
Conference Record/Finish: 14-10/1st East
Postseason: 0-2 at SWAC Tournament
Letterwinners Returning/Lost: 10/7
Head Coach: Doug Shanks
Overall/at MVSU: 178-246 (8 years)
Assistants: Aaron Stevens, Sim Shanks
Baseball SID: Redney Mosley
E-Mail: mosley@yahoo.com
SID Phone/Fax: (662) 254-3550 / 254-3552
Press Box Phone: None
Website: www.mvsu.edu/athletics



The Meeting Place

Notre Dame and Michigan will play in 2008 at 5th/3rd Bank Ballpark (left, formerly Old Kent Park), marking the 13th time in 14 years that the teams have been slated to play in the sparkling minor-league facility (located just outside Grand Rapids, Mich.). Previous ND-Michigan games have attracted 5,000-plus fans to the park, which is home to the class-A West Michigan Whitecaps and has been rated among the nation's top minor-league baseball facilities.



Michigan Wolverines

Tues., May 13 • 7:00 p.m.

Comstock Park, Mich. • 5th/3rd Bank Ballpark

Michigan Leads Series 77-43

Location: Ann Arbor, Michigan
Enrollment: 39,031
Colors: Maize and Blue
Field: Ray Fisher Stadium (330-400-330)
Conference: Big Ten
2007 Record: 42-19
Conference Record/Finish: 21-7
Postseason: 0-2 at Big Ten Tournament; won NCAA Nashville Regional; 0-2 at NCAA Corvallis Super Regional
Letterwinners Returning/Lost: 22/8
Head Coach: Rich Maloney (WMU '86)
Overall Record: 447-256-1 (12 years)
Record at Michigan: 191-112 (5 years)
Assistant Coaches: Bob Keller, Aaron Hepner
Baseball SID: Jim Schneider

Home Phone: (734) 434-3593
E-Mail: schneids@umich.edu
SID Phone/Fax: (734) 763-4423 or 1381/647-1188
Press Box Phone: (734) 647-1283
Website: www.mgoblue.com
Top Returners (2007 Stats):
Nate Recknagel, C/1B, Sr. (.352, 12 HR, 61 RBI)
Adam Abraham, RHP/IF
(2.97, 5-1, 2 SV, 24 Ks; .320, 5 HR, 45 RBI)
Derek VanBuskirk, 1B/OF, Sr. (.384, 3 HR, 32 RBI)
Zach Putnam, RHP/OF
(3.87, 8-5, 87 Ks; .330, 8 HR, 59 RBI)
Ben Jenzen, RHP, Jr. (4.39, 2-1, 5 SV, 32 Ks)
Michael Powers, RHP, Jr. (4.76, 3-3, 52 Ks)
Jason Christian, SS, Jr. (.328, 7 HR, 44 RBI, 22 2B)



Georgetown

General Information

Location: Washington, D.C.
Founded: 1789
Enrollment: 12,290
Nickname: Hoyas
Colors: Blue and Gray
Field: Povich Field (Cabin John Park; Bethesda, MD)
Dimensions: 330-375-330

Team Information

2007 Record: 21-34
BIG EAST Record: 8-19
BIG EAST Finish: 12th
Postseason: None
Letterwinners Returning/Lost: 20/9

Top Returning Players (2007 Stats):

Mike Gaggioli, LHP, Sr. (.286, 2-5, 48 Ks)
 Daniel Kennedy, RHP, Sr. (.233, 2-4, 11 SV, 22 Ks)
 Jimmy Saris, RHP, Jr. (.325, 4-6, 78 Ks)
 Matt Harrigan, OF/1B, Sr. (.280, 2 HR, 18 RBI, 12 2B)
 Jack Bender, RHP, So. (.294, 2-3, 40 Ks)
 Kelly Muir, OF, Jr. (.243, 2 HR, 12 RBI)
 Matt Ianenetta, C, Sr. (.237, 3 HR, 27 RBI)
 Erick Chandler, RHP, Sr. (.509, 1-2, 38 Ks)
 Tim Adelman, RHP, So. (.579, 3-7, 55 Ks)

Top Players Lost (2007 Stats):

Matthew Bouchard, SS, Jr. (.329, 6 HR, 41 RBI, 16 SB)
 Mark McLaughlin, OF, Sr. (.362, 4 HR, 26 RBI, 37 SB)
 Derek DeGrijs, OF, Sr. (.273, 0 HR, 13 RBI, 21 SB)
 Joseph Graziano, 3B, Sr. (.275, 3 HR, 13 RBI)
 Brandon Davis, C, Sr. (.236, 6 HR, 31 RBI)

Top Newcomers:

Tommy Lee, OF, So. (Mahopac, NY/Winthrop)
 Tommy Isaacs, RHP, Fr. (Ponte Vedra Beach, FL)
 Billy Henig, OF/C, Fr. (Rockville, MD)
 Ethan Root, LHP/OF, Fr. (West Palm Beach, FL)
 Sean Lamont, IF, Fr. (Houston, TX)

Coaching Staff

Head Coach: Pete Wilk (Rollins College '87)
Record at Georgetown: 148-289 (8 years)
Overall Record: Same
Assistants: J.J. Brock (ND '97), Curtis Brown

Sports Information

Baseball Contact: Drew Wiseman
Home Phone: (202) 359-2266 / 304-2440
E-Mail: caw67@georgetown.edu
SID Phone: (202) 687-6591 / 2492 / 2475
SID Fax: (202) 687-2491
Press Box Phone: (202) 359-2266
Website: www.guhoyas.com

2008 Games

Thur., March 20 (3:00)
 Fri., March 21 (3:00)
 Sat., March 22 (noon)
 Bethesda, Maryland

The Series (see p. 103)

Notre Dame leads 29-5

2007 Results (2-1)

4/13 at ND 10, GU 0
 4/14 GU 6, ND 1
 4/15 at ND 11, GU 2

2006 Results (2-1, @SPF)

3/25 at GU 8, ND 3
 3/25 ND 12, at GU 2
 3/26 ND 6, at GU 3

2005 Results (1-1)

4/17 at ND 6, GU 2 (7)
 4/17 GU 9, at ND 8 (12)

Notes

The Hoyas were picked to finish 12th in the 2008 BIG EAST standings (per the league coaches), after losing a pair of top players in OF **Marc McLaughlin** and SS **Matthew Bouchard** ... McLaughlin was named 3rd team all-BIG EAST in 2007 and finished 9th among the national leaders in stolen bases (37; also 9th in BE with 17 doubles, 10th with .360 batting) ... Bouchard's stellar defense was rewarded with an 11th-round selection from the N.Y. Mets in the '07 MLB draft (he signed and thus will not play as a senior in '08) ... sr. LHP **Mike Gaggioli** was a 3rd team all-BIG EAST performer in 2007 (his 2.86 season ERA was 5th-best in the league) ... the Hoyas also return jr. RHP **Jimmy Saris**, who finished 10th among the '07 BIG EAST strikeout leaders (78) and 12th in innings pitched (91.1) ... current sr. RHP **Daniel Kennedy** had 10 saves in '07 (4th in the BE) while departed OF **Derek DeGrijs** had 21 SBs (7th) ... GU finished 3rd among BE teams with 106 SBs in the '07 season but the Hoyas were 6th in home runs (35), 7th in staff ERA (4.58), 11th in batting avg. (.257) and 12th in fielding pct. (.940).

Notre Dame Career Stats vs. Georgetown

Player	G/GS	AB	R	H	2B/3B/HR	BB/K	RBI	SB	AVG
Connolly	1/1	1	2	1	0/0/0	3/0	0	1-1	1.000
Pollock	3/3	12	2	5	0/0/1	1/2	1	0-0	.417
Lilley	8/8	30	7	11	0/0/0	2/3	1	3-5	.367
Barnes	5/5	22	6	7	2/0/1	1/1	7	2-2	.318
Brezovsky	8/5	26	6	7	3/0/0	3/4	2	0-0	.269
Gaston	6/4	15	3	2	0/0/0	2/0	1	0-0	.133
Ashdown	2/1	5	0	0	0/0/0	0/1	0	0-0	.000
Mendiola	3/0	3	0	0	0/0/0	0/1	0	0-0	.000
Intlekofer	1/0	0	0	0	0/0/0	0/0	0	0-0	.000

Player	G/GS	W-L (SV)	IP	H	R	ER	K/BB	WP/HB	ERA
Phelps	1/1	1-0 (0)	7.0	6	0	0	8/2	0/1	0.00
Maust	1/0	0-0 (1)	4.0	5	1	0	4/1	0/0	0.00
Elam	1/0	0-0 (0)	1.2	1	0	0	1/1	0/0	0.00
Graffy	2/0	0-0 (0)	2.0	2	0	0	0/0	0/0	0.00
Weiland	2/1	2-0 (0)	6.0	5	2	0	6/3	0/1	0.00
Korpi	2/1	0-1 (0)	5.1	13	8	5	4/3	0/0	8.82



Cincinnati

General Information

Location: Cincinnati, Ohio
Founded: 1819
Enrollment: 36,518
Nickname: Bearcats
Colors: Red and Black
Home Field (cap.): Marge Schott Stadium (3,085)
Dimensions: 325-400-325

Team Information

2007 Record: 28-28
BIG EAST Record: 10-16
BIG EAST Finish: t-9th (w/WVU)
Postseason: None
Letterwinners Returning/Lost: 19/11

Top Returning Players (2007 Stats):

Dan Osterbrock, LHP, Jr. (.267, 9-1, 82 Ks)
 Tony Campana, CF, Sr. (.329, HR, 18 RBI, 60 SB)
 Josh Harrison, 2B/SS, Jr. (.327, 9 HR, 56 RBI, 17 2B)
 Cameron Satterwhite, OF, Jr. (.252, 9 HR, 33 RBI)
 Ryan Baker, C, Sr. (.245, 2 HR, 20 RBI, 13 2B)
 Michael Hill, RHP, Sr. (.524, 5-2, 59 Ks)
 Adam Calez, LHP, Sr. (.286, 1-2, 23 Ks)
 Michael Obyc, OF, Sr. (.256, 0 HR, 11 RBI)

Top Players Lost (2007 Stats):

Neall French, 1B, Sr. (.343, 11 HR, 65 RBI, 14 2B)
 Steve Blevins, RHP, So. (4.81, 5-8, 64 Ks)
 Brian Szarmach, OF, Sr. (.248, 8 HR, 43 RBI, 13 2B)
 Adam Yeager, SS, So. (.288, HR, 25 RBI, 21 SB)
 John Baird, RHP, Jr. (6.44, 2-4, 30 Ks)

Top Newcomers:

Chris Peters, IF, Fr. (Tipp City, OH)
 Justin Riddell, OF, Fr. (Lexington, KY)
 Tyler Smith, RHP, So. (Bryan, OH/Ohio Wesleyan)
 Mike Spina, IF, Jr. (Newberry, FL/Florida JC)

Coaching Staff

Head Coach: Brian Cleary (Fairfield '90)
Overall Record at UC: 267-354-1 (11 years)
Assistants: Brad Meador, Chris Reilly

Sports Information

Baseball Contact: Kelby Siler
Home Phone: (513) 378-7038
E-Mail: Kelby.Siler@uc.edu
SID Phone: (513) 556-0618
SID Fax: (513) 556-0619
Press Box Phone: (513) 556-9645
Website: www.gobearcats.com

2008 Games

Fri., March 28 (5:05)
 Sat., March 29 (5:05)
 Sun., March 30 (1:05)
 Notre Dame, Indiana

The Series (see p. 102)

ND leads 19-10

2007 Results (1-2)

4/5 at CIN 4, ND 3
 4/6 at CIN 4, ND 3
 4/7 ND 9, at CIN 5

ND and Cincinnati did not meet in 2006 (regular season or post-season) ... prior to 2007, the teams had met only three times since 1981 (ND wins in '95, '98, '03).

Notes

Cincinnati - picked 9th in the BIG EAST preseason poll - must replace 1B **Neall French**, a 2nd team all-BIG EAST performer who finished 2nd in the league with 65 total RBI (20th nationally) and 5th with a .607 slugging pct. (his 6 HR in league games tied for 2nd) ... returning jr. LHP **Dan Osterbrock** was named 1st team all-BE in 2007, after ranking 3rd among the league leaders in total wins (9), 4th in ERA (2.67), 5th in low opp. batting avg. (.223), 6th in strikeouts (82) and 10th with 94.1 innings ... jr. SS **Josh Harrison** (2nd team all-BE in '07) is a preseason 1st team all-BE pick, after ranking among the top-10 in six major BIG EAST overall stats during 2007: 6th in home runs (11) and runs (59), 7th in stolen bases (21), 8th in RBI (56), and 9th in slugging pct. (.545) and doubles (17) ... current sr. CF **Tony Campana** (2nd team all-BE in '07) finished 2nd among the nation's SB leaders in '07 (60; also 8th in the BE with 33 walks) ... departed SS **Adam Yeager** was 3rd among the 2007 BE leaders in BB (39) ... the Bearcats ranked 2nd among '07 BIG EAST teams with 130 SBs, also 3rd in HRs (48), 4th in low opp. batting (.265), 6th in team batting (.284), 7th in Ks thrown (392), and 11th in staff ERA (4.93) and fielding pct. (.953).

Notre Dame Career Stats vs. Cincinnati

Player	G/GS	AB	R	H	2B/3B/HR	BB/K	RBI	SB	AVG
Ashdown	2/2	5	0	2	0/0/0	2/1	1	1-1	.400
Barnes	3/3	13	3	5	1/0/0	0/1	2	0-0	.385
Lilley	3/3	12	1	4	1/0/0	2/4	0	0-0	.333
Brezovsky	3/3	14	3	4	1/0/0	0/3	1	0-0	.286
Pollock	3/3	13	1	2	0/0/0	2/1	0	0-0	.154
Mendiola	1/0	1	0	0	0/0/0	0/1	0	0-0	.000
Connolly	1/0	1	0	0	0/0/0	0/1	0	0-0	.000
Intlekofer	1/0	1	0	0	0/0/0	0/0	0	0-0	.000

Player	G/GS	W-L (SV)	IP	H	R	ER	K/BB	WP/HB	ERA
Phelps	1/1	0-1 (0)	8.0	7	4	1	7/2	1/0	1.12
Weiland	1/1	0-0 (0)	3.0	7	4	4	2/2	1/1	12.00





Rutgers



Villanova

2008 Games

Fri., April 4 (5:05)
 Sat., April 5 (1:05)
 Sat., April 6 (12:05)
 Notre Dame, Indiana

The Series (see p. 104)

Notre Dame leads 25-15

2007 Results (2-1)

4/28 ND 15, at RU 3
 4/28 at RU 7, ND 0
 4/29 ND 6, at RU 4

2006 Results (3-0)

4/21 at ND 11, RU 5
 4/22 at ND 15, RU 3
 4/23 at ND 14, RU 12

2005 Results (0-2)

4/4 at RU 5, ND 3
 4/4 at RU 11, ND 10 (10)

Notes

Rutgers - tabbed for a 4th-place BIG EAST finish - faces the task of replacing 2007 BE player of the year and All-American **Todd Frazier** (SS), the #34 overall pick in the '07 MLB draft (Reds) who finished 4th nationally in home runs (22) and runs (87), 9th in walks (62), 10th in slugging (.757) ... departed sr. OF **David Williams** also was a 1st team all-BE pick in '07 and led the league in batting (.412; Frazier was 3rd at .377, plus 2nd with 24 doubles, 4th with 25 stolen bases) ... RU also lost its top pitcher from '07, **Steve Healing** (2nd team all-BE; shared league lead with 10 wins, 4th with 108.2 IP) ... the Knights return three all-BE players: 1st-team DH **Jon Gossard** (led league with .393 batting in BE games), 2nd team OF **Ryan Hill** (2nd with 54 walks, 5th with 59 RBI and 60 R, 6th with 11 HRs and .467 on-base, 8th with .549 slugging) and 3rd team 1B **Tom Edwards** (10th with 81 hits) ... RU led the BIG EAST in '07 with .976 fielding and 312 walks drawn, also 2nd in HRs (63), 4th in team batting (.312), 6th in SBs (71), but 9th in ERA (4.67) and 11th in low opp. batting (.282).

General Information

Location: Piscataway, New Jersey
Founded: 1766
Enrollment: 33,583
Nickname: Scarlet Knights
Color: Scarlet
Field: Bainton Field (Class of '53 Complex)
Dimensions: 330-410-320

Team Information

2007 Record: 42-21
BIG EAST Record/Finish: 20-7 / T-1st
Postseason: BIG EAST Tournament champions; 1-2 at NCAA Charlottesville Regional
Letterwinners Returning/Lost: 19/14

Top Returning Players (2007 Stats):

Tom Edwards, 1B, Jr. (.340, 7 HR, 48 RBI, 10 2B)
 Jon Gossard, C, Sr. (.322, 6 HR, 35 RBI, 11 2B)
 Casey Gaynor, RHP, So. (4.82, 4-3, 64 Ks)
 Jon McCue, RHP, Jr. (2.62, 7-0, 40 Ks)
 Matt Giannini, RHP, Jr. (6.22, 6-5, 72 Ks)
 Kevin Lillis, RHP, So. (2.90, 2-0, 3 SV, 23 Ks)
 Matt Patterson, LHP, Sr. (3.06, 2-0, 26 Ks)
 Jason Downey, RHP, Jr. (4.67, 5-1, 2 SV, 38 Ks)

Top Players Lost (2007 Stats):

Todd Frazier, SS, Jr. (.377, 22 HR, 65 RBI, 25 SB, 24 2B)
 Dave Williams, OF, Sr. (.412, 5 HR, 52 RBI, 19 2B)
 Ryan Hill, LF, Sr. (.350, 11 HR, 59 RBI, 12 2B)
 Steve Healing, RHP, Sr. (3.73, 10-4, 63 Ks)
 Frank Meade, C, Sr. (.242, 11 HR, 41 RBI)
 Tim Querns, 3B, Sr. (.290, HR, 45 RBI)
 Mike Bionde, 2B, Sr. (.304, 0 HR, 32 RBI, 16 2B)
 Sean Spicer, RHP, Sr. (3.66, 3-1, SV, 13 Ks)
 Chris Lillis, RHP, Sr. (3.90, 3-4, 5 SV, 18 Ks)

Top Newcomers:

William Beard, RHP, Fr. (Spotswood, NJ)
 Jaren Matthews, 1B, Fr. (Ramsey, NJ)

Coaching Staff

Head Coach: Fred Hill (Upsala '57)
Record at Rutgers: 787-472-6 (24 years)
Overall Record: 935-578-8 (31 years)
Assistants: Glen Gardner, Rick Freeman, Jay Blackwell

Sports Information

Baseball Contact: Doug Drabik
Home Phone: (732) 921-1067
E-Mail: ddrabik@scarletknights.com
SID Phone/Fax: (732) 445-4200 / 445-3063
Press Box Phone: (732) 921-1067
Website: www.scarletknights.com

2008 Games

Fri., April 11 (3:15)
 Sat., April 12 (12:15)
 Sun., April 13 (12:15)
 Plymouth Meeting, Pa.

The Series (see p. 103)

Notre Dame leads 25-6-1

2007 Results (0-1)

5/23 VU 3, ND 2 (BET)

2006 Results (3-0)

5/18 ND 3, at VU 0
 5/19 ND 6, at VU 2
 5/20 ND 12, VU 1

2005 Results (2-0-1)

4/22 at ND 5, VU 2
 4/25 at ND 9, VU 4
 4/25 at ND 7, VU 7

Notes

Villanova - projected to finish 8th in the BIG EAST - has plenty of top returners, led by senior/3rd team all-BE SS **Derek Shunk** (9th among '07 BE leaders with a .444 on-base pct.) and sr. RHP **Jordan Ellis** (6th with 99.0 IP, 9th with .240 opp. batting) ... returning sr. 1B/LF **Dan Terpak** led the BIG EAST with six total triples in '07 (also 11th with .532 slugging and 5th with 25 RBI in league play) ... current sr. 2B **Ryan Arcadia** ranked 10th among the BE overall stolen-base leaders in '07 (20; also 11th with .434 on-base pct. in league games) while returning Jr. OF/DH **Joe Rosati** was 11th with 18 SBs ... the Wildcats key losses include 2nd team all-BIG EAST pitcher **Mike Loree** and catcher **Jim Gillin** (6th with 24 RBI in league games) ... Villanova led the BIG EAST in 2007 with 17 triples, also ranking 4th in SBs (87), 5th in batting avg. (.286), 8th in fielding (.961), 10th in HRs (27), 11th in strikeouts thrown (348), and 12th in staff ERA (4.98) ... VU suffered 2007 BIG EAST Tournament losses vs. Louisville (1-3) and Rutgers (0-1), plus the 3-2 win over ND.

General Information

Location: Villanova, Pennsylvania
Founded: 1842
Enrollment: 6,240
Nickname: Wildcats
Colors: Blue and White
Field: Villanova Ballpark (Plymouth Meeting, PA)
Dimensions: 330-405-330

Team Information

2007 Record: 29-25
BIG EAST Record: 12-15
BIG EAST Finish: 6th
Postseason: 1-2 at BIG EAST Tournament
Letterwinners Returning/Lost: 25/10

Top Returning Players (2007 Stats):

Derek Shunk, SS, Sr. (.357, 2 HR, 34 RBI, 12 2B)
 Jordan Ellis, RHP, Sr. (3.75, 6-1, 40 Ks)
 James Dolbier, RF, Sr. (.315, 3 HR, 25 RBI, 11 2B, 14 SB)
 Dan Terpak, 1B/LF, Sr. (.307, 8 HR, 48 RBI, 10 2B)
 Josh Eidell, RHP, Jr. (5.20, 3-3, 4 SV, 41 Ks)
 Joe Cotter, CF, Jr. (.295, HR, 33 RBI)
 Ryan Arcadia, 2B, Sr. (.282, 2 HR, 25 RBI, 20 SB)
 Robert Parks, 1B/3B, Jr. (.312, HR, 14 RBI)
 Brian Streilein, RHP, So. (3.41, 3-1, 36 Ks)
 Joe Rosati, OF/DH, Jr. (.265, 0 HR, 14 RBI, 18 SB)
 Gus Guida, 3B/P, Sr. (.235, 10 RBI; 5.06, 1-2, 3 SV, 17 K)
 Bill Hoffman, RHP, Sr. (6.30, 4-8, 63 Ks)

Top Players Lost (2007 Stats):

Mike Loree, RHP, Sr. (4.00, 7-4, 54 Ks)
 Jim Gillin, C, Sr. (.281, 5 HR, 35 RBI)

Top Newcomers:

Matt Szczur, C, Fr. (Erma, NJ)
 Will Hebard, RHP, Fr. (Winnetka, IL)
 Mike Francisco, LHP, Fr. (Newtown Square, PA)
 Dain Hall, IF, Fr. (Barrington, IL)
 David Koczirka, RHP, Fr. (Thornton, PA)

Coaching Staff

Head Coach: Joe Godri (Pittsburgh '90)
Record at Villanova: 159-148-3 (six years)
Overall Record: Same
Assistant Coaches: Matt Kirby, Rod Johnson

Sports Information

Baseball Contact: David Berman
Home Phone: (860) 490-6398
E-Mail: david.berman@villanova.edu
SID Phone: (610) 519-4120/6460
SID Fax: (610) 519-7323
Press Box Phone: (860) 490-6398
Website: www.villanova.com

Notre Dame Career Stats vs. Rutgers

Player	G/GS	AB	R	H	2B/3B/HR	BB/K	RBI	SB	AVG
Lilley	9/9	31	9	12	3/0/0	4/1	9	0-0	.387
Pollock	4/4	15	2	5	2/0/0	2/1	2	1-1	.333
Connolly	3/3	9	5	3	1/1/0	2/3	2	1-1	.333
Ashdown	1/1	3	1	1	0/0/0	0/2	0	0-0	.333
Barnes	7/7	29	4	8	0/1/0	0/6	5	0-0	.276
Gaston	5/4	13	1	3	1/0/0	4/2	1	0-1	.231
Brezovsky	7/6	20	3	5	0/1/0	5/3	4	2-2	.250
Mendiola	2/0	2	0	0	0/0/0	0/2	0	0-0	.000
Sharpiya	1/1	3	0	0	0/0/0	0/0	0	0-0	.000

Player	G/GS	W-L (SV)	IP	H	R	ER	K/BB	WP/HB	ERA
Phelps	1/1	1-0 (0)	7.0	7	3	3	7/0	1/1	3.86
Weiland	3/1	0-2 (1)	13.0	17	11	11	11/7	3/2	7.62
Maust	2/0	0-0 (0)	2.0	9	4	4	2/2	0/0	18.00
Mills	1/0	0-0 (0)	0.1	3	2	2	1/0	0/0	54.00
Elam	3/0	0-0 (0)	0.2	1	2	2	2/2	0/0	90.00

Notre Dame Career Stats vs. Villanova

Player	G/GS	AB	R	H	2B/3B/HR	BB/K	RBI	SB	AVG
Gaston	3/3	11	3	5	0/0/1	1/0	5	0-0	.455
Lilley	4/4	14	3	5	0/0/0	3/1	3	0-0	.357
Barnes	1/1	4	0	1	1/0/0	0/1	2	0-0	.250
Brezovsky	1/1	3	1	0	0/0/0	1/1	0	0-0	.000
Ashdown	1/1	3	0	0	0/0/0	0/2	0	0-0	.000
Pollock	1/1	2	0	0	0/0/0	1/0	0	0-0	.000
Connolly	1/0	0	0	0	0/0/0	0/0	0	0-0	.000

Player	G/GS	W-L (SV)	IP	H	R	ER	K/BB	WP/HB	ERA
Phelps	1/1	0-1 (0)	9.0	5	3	2	9/3	0/0	2.00
Korpi	1/1	0-0 (0)	1.2	3	1	1	2/0	0/0	7.50





West Virginia



St. John's

2008 Games

Fri., April 18 (7:05 p.m.)
Sat., April 19 (3:00 p.m.)
Sun., April 20 (1:00 p.m.)
Morgantown, West Virginia

The Series (see p. 105)

ND leads 34-14

2007 Results (2-1)

4/20 at ND 5, WVU 2
4/21 at ND 17, WVU 6
4/22 at WVU 16, ND 7

2006 Results (1-0)

5/24 ND 12, WVU 4 (BET)

2005 Results (3-0)

5/20 at ND 3, WVU 1 (7)
5/20 at ND 5, WVU 1
5/21 at ND 7, WVU 3

2004 Results (3-0)

3/27 ND 5, at WVU 3 (10)
3/27 ND 4, at WVU 0
3/28 ND 6, at WVU 2

Notes

WVU is picked to finish 10th and again miss the BIG EAST Tournament, with two big holes in the outfield, after losing All-America LF **Justin Jenkins** to graduation and soph. CF **Adam White** (signed with Cleveland Indians as 9th-rd pick) ... Jenkins' 1st team all-BE season in '07 included a 38-game hit streak (10th in NCAA history) and 21 doubles (18th in nation), also ranking 3rd among the BE leaders in slugging (.651), 5th in batting avg. (.372) and 6th in home runs (11) ... White was a 3rd team all-BE pick and finished 8th among the league leaders in overall batting (.365) ... WVU's top returners include jr. OF **Austin Markel** (7th among '07 BE leaders with .374 batting and .452 on-base pct., both in league games), sr. LHP **Matt Yurish** (his 63.0 total innings were 6th-most in league, as were his 53 strikeouts in BE action) and jr. RHP **Josh Whitlock** (BE's 4th-lowest opp. batting avg. at .221) ... WVU also lost sr. RHP/DH **Trent Ridgley** (3rd-best batting avg. in BE play/.391; 5th with .565 BE slugging pct.) ... WVU finished 2nd among '07 BE teams in batting (.316), 3rd in fielding (.971) and 4th in HRs (45), but was 7th in low opp. batting avg. (.272), 9th in stolen bases (53), 10th in ERA (4.91), 11th in Ks thrown (348).

General Information

Location: Morgantown, West Virginia
Founded: 1867
Enrollment: 26,000
Nickname: Mountaineers
Colors: Old Gold and Blue
Home Field: Hawley Field
Dimensions: 325-390-325

Team Information

2007 Record: 29-22
BIG EAST Record: 10-16
BIG EAST Finish: T-9th
Postseason: None
Letterwinners Returning/Lost: 11/9

Top Returning Players (2007 Stats):

Vince Belnome, 3B, So. (.355, 2 HR, 24 RBI, 12 2B)
Tyler Kuhn, SS, Sr. (.332, 5 HR, 52 RBI, 15 2B)
Austin Markel, OF, Jr. (.324, 4 HR, 36 RBI, 11 SB, 12 2B)
Matt Yurish, LHP, Sr. (4.48, 45, 76 Ks)
Jordon Yost, 1B, So. (.284, 11 HR, 35 RBI)
Josh Whitlock, RHP, Jr. (3.51, 7-5, 69 Ks)
Justin Parks, C, Jr. (.281, HR, 23 RBI, 10 2B)
Chris Enourato, RHP/3B, So.
(4.34, 2-1, 5 SV, 20 Ks; .250, 0 HR, 5 RBI)

Top Players Lost (2007 Stats):

Justin Jenkins, LF (.372, 11 HR, 48 RBI, 10 SB, 21 2B)
Adam White, CF, So. (.365, 0 HR, 32 RBI, 11 SB)
Trent Ridgley, RHP/DH, Sr.
(.326, 4 HR, 22 RBI; 6.43, 0-0, SV, 13 Ks)
Jason Pape, 2B, Sr. (.319, 4 HR, 32 RBI, 13 2B)
Kenny Durst, LHP, Jr. (4.53, 5-5, 72 Ks)
Brendan Bergerson, LHP, Sr. (2.40, 3-0, 27 Ks)
Levi Maxwell, RHP, Jr. (6.04, 4-5, 29 Ks)

Top Newcomers:

Jeff Gyorko, 2B, Fr.

Coaching Staff

Head Coach: Greg Van Zant (WVU '84)
Record at West Virginia: 378-323-1 (13 years)
Overall Record: Same
Assistants: Bruce Cameron, Pat Sherald

Sports Information

Baseball Contact: Allison Hoehn
Home Phone: (513) 532-7695
E-Mail: allison.hoehn@mail.wvu.edu
SID Phone/Fax: (304) 293-2821 / 293-4105
Press Box Phone: (304) 293-5988
Website: www.msnsportsnet.com

Notre Dame Career Stats vs. West Virginia

Player	G/GS	AB	R	H	2B/3B/HR	BB/K	RBI	SB	AVG
Pollock	3/3	11	5	6	2/0/1	4/0	6	1-1	.545
Gaston	4/4	13	3	6	1/0/0	0/0	4	0-0	.462
Lilley	7/7	21	7	8	0/0/0	5/2	0	0-2	.381
Barnes	4/4	19	4	7	0/0/1	0/0	6	2-2	.368
Brezovsky	7/7	26	6	8	0/0/1	2/3	6	0-0	.308
Connolly	3/3	10	2	1	0/0/0	1/4	0	0-0	.100
Mendiola	2/0	2	0	0	0/0/0	0/1	0	0-0	.000
Soriano	1/0	1	0	0	0/0/0	0/1	0	0-0	.000
Intlekofer	1/0	1	0	0	0/0/0	0/0	0	0-0	.000
Ashdown	2/0	0	0	0	0/0/0	0/0	0	0-0	.000

Player	G/GS	WL (SV)	IP	H	R	ER	K/BB	WP/HB	ERA
Scheid	0/0	0-0 (0)	0.2	1	0	0	2/0	0/0	0.00
Phelps	1/1	1-0 (0)	9.0	7	2	2	6/3	0/0	2.00
Weiland	1/1	1-0 (0)	6.0	8	4	4	6/2	1/3	6.00
Maust	1/1	0-0 (0)	4.2	8	7	5	2/2	0/0	9.64
Korpi	1/0	0-0 (0)	0.2	2	1	1	0/0	0/0	13.50

2008 Games

Fri., April 25 (6:05)
Sat., April 26 (1:05)
Sun., April 27 (12:05)
Notre Dame, Indiana

The Series (see p. 104)

Notre Dame leads 19-11

2006 Results (4-1)

4/13 at ND 9, SJU 2
4/13 at ND 13, SJU 7
4/15 at ND 7, SJU 5
5/26 SJU 10, ND 1 (BET)
5/26 ND 5, SJU 3 (BET)

2005 Results (0-3)

5/7 at SJU 3, ND
5/7 at SJU 6, ND 5 (10)
5/18 at SJU 3, BD 1

2004 Results (2-1)

4/12 at ND 7, SJU 1
4/12 SJU 2, at ND 1
5/28 ND 9, SJU 2 (BET)

Notes

SJU is picked to repeat as BIG EAST regular-season champs, led by 2007 BE coach of the year **Ed Blankmeyer** ... SJU returns half of its eight all-BE performers: 1st-team RHP **Scott Barnes** (2nd among league leaders with 99 strikeouts, 6th with 2.93 ERA, 9th with 95.1 innings), 1st team 3B **Gil Zayas** (3rd with 21 doubles), 3rd team LF **Brian Kemp** (4th with 25 total stolen bases, 5th with .383 batting in league games) and 3rd team LHP **George Brown** (8th with 3.09 ERA) ... SJU lost four 2007 seniors who were all-BE performers, including a pair of 1st teamers in catcher **Brendan Monaghan** and 1B **Ryan Mahoney**, plus 2nd-teamers **Sam DeLuca** (2B) and OF **Chris Joachim** (OF) ... Mahoney ranked 3rd among '07 BE leaders in home runs (13), 6th in slugging pct. (.571) and 7th in RBI (58) while DeLuca was 8th in doubles (18) ... departed OF/DH **Anthony Smith** ranked 10th among the league's slugging leaders (.532) ... returning jr. RHP **Colin Lynch** tied for the BE lead in saves (11) ... SJU led the BE with .393 team batting in '07, also ranking 2nd in ERA (3.48) and Ks thrown (415), 3rd in low opp. batting (.262), and 5th in HRs (41) and SBs (84).

General Information

Location: Queens, New York
Founded: 1870
Enrollment: 20,086
Nickname: Red Storm
Colors: Red and White
Field: Jack Kaiser Stadium (3,500 capacity)
Dimensions: 325-400-325

Team Information

2007 Record: 41-19
BIG EAST Record: 20-7
BIG EAST Finish: T-1st
Postseason: 1-2 at BIG EAST Tournament; 1-2 at NCAA Myrtle Beach Reg.
Letterwinners Returning/Lost: 18/12

Top Returning Players (2007 Stats):

Scott Barnes, LHP, Jr. (2.93, 7-2, 99 Ks)
Gil Zayas, 3B, Sr. (.353, 4 HR, 53 RBI, 21 2B)
Brian Kemp, OF, So. (.348, HR, 33 RBI, 48 R, 25 SB)
Colin Lynch, RHP, Jr. (2.86, 2-2, 11 SV, 34 Ks)
Jeff Grantham, SS, Sr. (.342, 0 HR, 30 RBI)
George Brown, LHP, Sr. (3.09, 6-2, 46 Ks)
Chris Anninos, OF, Sr. (.325, 8 HR, 38 RBI, 9 2B)
Jared Yecker, RHP, Jr. (3.27, 7-4, SV, 43 Ks)
Matt Tosoni, LHP, Sr. (3.71, 5-4, 42 Ks)
Miguel Valcarcel, RHP, So. (3.60, 6-2, 28 Ks)
Nick Cenatiempo, RHP, So. (3.77, 2-1, 27 Ks)
Ryan Cole, RHP, So. (3.82, 4-0, 27 Ks)

Top Players Lost (2007 Stats):

Brendan Monaghan, C, Sr. (.323, 0 HR, 34 RBI, 9 2B)
Ryan Mahoney, 1B, Sr. (.288, 13 HR, 58 RBI, 15 2B)
Sam DeLuca, 2B, Sr. (.351, 2 HR, 46 RBI, 18 2B)
Chris Joachim, OF, Sr. (.286, 2 HR, 33 RBI, 16 SB)
Anthony Smith, OF/DH, Sr. (.313, 11 HR, 48 RBI, 16 2B)

Top Newcomers:

Daniel Angelo, OF, Fr. (Mt. Laurel, NJ)
Greg Hopkins, INF, Fr. (Mansfield, MA)
Scott Ferrara, OF, Fr. (Farmingdale, NY)
Tom LaStella, INF, Fr. (Closter, NJ)
Gabe Guerrero, RHP, Fr. (Bronx, NY)

Coaching Staff

Head Coach: Ed Blankmeyer (Seton Hall '76)
Overall Record/at SJU: 398-247-3 (12 years)
Assistants: Mike Hampton, Scott Brown

Sports Information

Baseball Contact: Tim Brown
Home Phone: (413) 519-5255
E-Mail: brownt1@stjohns.edu
SID Phone/Fax: (718) 990-1520 / 969-8468
Press Box Phone: (718) 990-2724
Website: www.redstormsports.com

Notre Dame Career Stats vs. St. John's

Player	G/GS	AB	R	H	2B/3B/HR	BB/K	RBI	SB	AVG
Lilley	3/3	10	1	5	0/0/0	3/2	1	0-1	.500
Brezovsky	3/3	9	0	0	0/0/0	0/4	0	0-0	.000





Connecticut



Pittsburgh

2008 Games

Fri., May 2 (3:00 p.m.)
 Sat., May 3 (noon)
 Sun., May 4 (noon)
 Storrs, Connecticut

The Series (see p. 102)

Notre Dame leads 20-8-1

2007 Results (1-2)

5/17 UConn 5, at ND 0
 5/18 at ND 5, UConn 4
 5/19 UConn 7, at ND 6

2006 Results (2-0-1)

4/29 ND 7, at UConn 6
 4/29 ND 7, at UConn 3
 4/30 ND 1, at UC 1 (13)

2005 Results (3-0)

4/16 at ND 3, UC 2 (8)
 4/16 at ND 7, at UConn 1
 4/17 at ND 9, at UConn 7

2004 Results (3-0)

5/9 ND 4, UConn 0 (7)
 5/9 ND 11, at UConn 4
 5/10 ND 16, at UConn 8

Notes

UConn is projected for a 6th-place BIG EAST finish, after making a spirited run to qualify for the '07 BE Tournament and then reach the title game ... the Huskies beat USF in a pair of BET elimination games (3-0, 2-0) but lost to Rutgers in the title game (6-7) ... UConn had no all-BE picks in 2007 but returns LHP/DH **Matt Karl** (tied for league lead with 11 total saves) and soph. LHP **Greg Nappo** (6th in BE in low opp. batting avg., at .231) ... the Huskies lost jr. SS **Dennis Donovan** (7th in BE with 73 hits), jr. LHP **Mike Tarsi** (signed as 12th-rd pick of the Minn. Twins) and sr. LHP **Brendan McGinn** (9th in BE with 3.15 ERA, 7th with 8 wins) ... UConn led the BIG EAST in '07 with 11 saves and 65 double plays turned, also 5th in fielding (.966), 6th in home runs (35), 8th in ERA (4.61), 9th in team batting (.274), 10th in Ks thrown (339) and low opp. batting (.281), 11th in stolen bases (49).

General Information

Location: Storrs, Connecticut
Founded: 1881
Enrollment: 28,481
Nickname: Huskies
Colors: National Flag Blue and White
Home Field: Christian Field
Dimensions: 370-405-370

Team Information

2007 Record: 34-27
BIG EAST Record: 10-14
BIG EAST Finish: 8th
Postseason: BIG EAST Tour. Runner-Up
Letterwinners Returning/Lost: 8/6
Top Returning Players (2007 Stats):
 Matt Karl, LHP/DH, Sr.
 (.318, 2-2, 11 SV, 29 Ks; .301, 4 HR, 19 RBI)
 Pat Mahoney, IF, Sr. (.328, 4 HR, 33 RBI)
 Greg Nappo, LHP, So. (.350, 4-3, 45 Ks)
 Dale Brannon, IF, Jr. (.278, HR, 23 RBI)
 Peter Fatse, IF/OF, So. (.269, 4 HR, 30 RBI, 13 2B)
 Dusty Odenbach, RHP/1B, So. (.578, 2-5, 36 Ks)
 Erik Turgeon, RHP/IF, Jr.
 (.593, 1-0, 16 Ks; .210, 0 HR, 6 RBI)

Top Players Lost (2007 Stats):

Dennis Donovan, IF, Jr. (.333, 9 HR, 46 RBI, 10 2B)
 Larry Day, C, Jr. (.260 3 HR, 21 RBI, 11 2B)
 Mike Tarsi, LHP, Jr. (3.70, 6-4, 64 Ks)
 Brennan McGinn, LHP, Sr. (3.15, 8-1, 48 Ks)
 Matt Untiet, IF, Sr. (.283, 3 HR, 28 RBI, 13 2B)
 Josh Farkes, OF, Jr. (.235, 5 HR, 26 RBI)
 Ted Garry, LHP, Sr. (5.93, 2-5, 2 SV, 18 Ks)

Top Newcomers:

Pat Mahoney, UTIL, Fr. (Des Moines, IA)
 Mike Olt, SS, Fr. (Branford, CT)
 Elliot Glynn, LHP/OF, Fr. (Los Alamitos, CA)
 Joe Pavone, C, Fr. (Rochester, NY)

Coaching Staff

Head Coach: Jim Penders (UConn '94)
Record at UConn/Overall: 133-96-2 (4 years)
Assistants: Justin Blood, Chris Podeszwa

Sports Information

Baseball Contact: Kristen Altieri
Home Phone: (203) 809-5428
E-Mail: kristen.altieri@uconn.edu
SID Phone: (860) 486-4707
SID Fax: (860) 486-5085
Press Box Phone: (860) 486-2018
Hotline: (860) 486-5050
Website: www.uconnhuskies.com

2008 Games

Fri., May 9 (6:05)
 Sat., May 10 (12:05)
 Sun., May 11 (1:05)
 Notre Dame, Indiana

The Series (see p. 104)

Notre Dame leads 26-10

2007 Results (0-2)

3/30 at Pitt 4, ND 2
 3/31 at Pitt 5, ND 0

2006 Results (3-0)

3/31 at ND 6, Pitt 1
 4/1 at ND 4, Pitt 3
 4/2 at ND 9, Pitt 8

2005 Results (3-2)

5/15 at Pitt 4, ND 1 (7)
 5/15 at Pitt 8, ND 5
 5/16 ND 2, at Pitt 1
 5/27 ND 4, Pitt 2 (BET)
 5/28 ND 11, Pitt 4 (BET)

Notes

Pittsburgh has been picked to return to the 8team BIG EAST Tournament (7th) while sr. CF **Sean Conley** is a preseason 1st team all-BE selection (he ranked 6th among the '07 league leaders with .376 batting in BE play, also 7th with 23 runs) ... Pitt lost a pair of 3rd team all-BE pitchers in RHPs **Paul Nardozi** and **Kyle Landis** ... Nardozi ranked 3rd in the BE with 90 strikeouts, plus 8th in low opp. batting avg. (.237) and 11th with 93.0 innings ... Landis (who signed as a jr., as the Cleveland Indians 18th-rd pick) held BE hitters to .174 batting in league play (2nd-best) and posted a 2.42 ERA in BE games (6th) ... the Panthers also lost sr. 1B/RHP **Seth Button** (12th in BE with .530 slugging pct.) but they return sr. RHP **Rob Brant** (6th in BE with 82 Ks) and sr. 3B/1B **Dan Williams** (3rd in league with 20 walks during BE games) ... Pitt ranked 4th among '07 BIG EAST teams in Ks thrown (396) and 5th in staff ERA (4.24) but was 7th in stolen bases (60), 8th in home runs (32) and low opp. batting (.273), and 10th in team batting (.274) and fielding pct. (.958).

General Information

Location: Pittsburgh, Pennsylvania
Founded: 1787
Enrollment: 33,574
Nickname: Panthers
Colors: Blue and Gold
Home Field: Trees Field
Dimensions: 302-400-328

Team Information

2007 Record: 27-27
BIG EAST Record: 15-12
BIG EAST Finish: 4th
Postseason: 0-2 at BIG EAST Tournament
Letterwinners Returning/Lost: 16/7

Top Returning Players (2007 Stats):

Gary Bucheren, 3B, Jr. (.319, 5 HR, 29 RBI)
 Sean Conley, CF, Sr. (.283, 2 HR, 26 RBI, 11 SB)
 Jordan Herr, OF, Jr. (.263, 4 HR, 20 RBI)
 Rob Brant, RHP, Sr. (5.79, 4-7, SV, 82 Ks)
 Morgan Kilty, C, Jr. (.269, 4 HR, 30 RBI, 15 2B)
 Nate Reed, LHP, So. (4.17, 4-5, 60 Ks)
 Dan Lopez, SS, So. (4.26, 0 HR, 14 RBI, 10 SB)
 Dan Williams, 3B/1B, Sr. (.273, 1 HR, 29 RBI)
 Ryan Dunford, RHP, Jr. (1.91, 1-1, 29 Ks)
 Mike Wood, RHP, So. (4.94, 1-1, 22 Ks)

Top Players Lost (2007 Stats):

Paul Nardozi, RHP, Sr. (3.58, 5-6, 90 Ks)
 Kyle Landis, RHP, Jr. (2.12, 4-4, 6 SV, 58 Ks)
 Seth Button, 1B/RHP, Sr. (.318, 8 HR, 31 RBI, 16 2B)
 Peter Parise, OF, Sr. (.285, 0 HR, 22 RBI)

Top Newcomers:

Rick Breymer, RHP, Jr.
 (Clarks Summit, PA/Lackawanna JC)
 Hugh Henry, RHP, Fr. (Mt. Vernon, NY)
 David Kaye, RHP, Fr. (Pittsburgh, PA)
 Philip Konieczny, IF, Fr. (Phoenix, AZ)
 Chris Tonte, IF, Jr. (Reading, PA/Lackawanna JC)

Coaching Staff

Head Coach: Joe Jordano (Westminster '85)
Record at Pittsburgh: 281-237-2 (10 years)
Overall Record: 564-355-2 (20 years)
Assistants: Joel Dombkowski, Sean Moran

Sports Information

Baseball Contacts: Mendy Nestor, Tin Wikk
Home Phones: (412) 849-9470 / (814) 242-7103
E-Mail: mnestor@athletics.pitt.edu
SID Phone/Fax: (412) 648-8240 / 648-8248
Press Box Phone: None
Hotline: (412) 648-8200
Website: www.pittsburghpanthers.com

Notre Dame Career Stats vs. Connecticut

Player	G/GS	AB	R	H	2B/3B/HR	BB/K	RBI	SB	AVG
Pollack	3/3	13	3	6	2/1/0	2/2	2	0-0	.462
Lilley	9/9	31	9	13	1/0/0	5/3	0	2-2	.419
Gaston	6/5	21	2	7	0/0/1	1/3	2	2-2	.333
Barnes	6/6	20	1	5	1/0/0	5/4	5	1-2	.250
Brezovsky	9/9	34	2	8	0/0/0	4/7	3	0-1	.235
Ashdown	3/3	10	1	0	0/0/0	1/2	0	0-0	.000
Sharpley	1/1	3	0	0	0/0/0	0/0	0	0-0	.000
Petzold	1/0	0	0	0	0/0/0	0/0	0	0-0	.000

Player	G/GS	W-L (SV)	IP	H	R	ER	K/BB	WP/HB	ERA
Weiland	3/0	1-0 (1)	6.2	2	0	0	8/5	1/1	0.00
Korpi	3/2	0-0 (0)	14.0	10	2	2	10/3	1/1	1.29
Maust	1/0	0-0 (0)	4.0	4	1	1	3/0	1/0	2.25
Phelps	1/1	0-0 (0)	8.0	12	4	3	4/4	0/1	3.38
Elam	1/0	0-0 (0)	1.1	1	1	1	1/1	0/0	6.75
Graffy	1/0	0-0 (0)	0.1	2	2	2	0/1	0/0	18.00

Notre Dame Career Stats vs. Pittsburgh

Player	G/GS	AB	R	H	2B/3B/HR	BB/K	RBI	SB	AVG
Ashdown	2/2	3	1	1	0/0/0	2/0	0	1-1	.333
Brezovsky	9/9	30	8	9	1/0/1	4/9	3	1-1	.300
Barnes	5/5	21	2	6	1/0/0	1/3	3	0-0	.286
Pollock	2/2	7	0	2	0/0/0	0/1	0	1-1	.286
Gaston	7/6	21	3	5	0/1/0	1/3	4	2-2	.238
Lilley	10/10	32	9	7	0/0/0	6/6	3	0-0	.219
Mendiola	2/2	7	0	1	1/0/0	0/2	2	0-0	.143
Connolly	1/0	1	0	0	0/0/0	0/1	0	0-0	.000

Player	G/GS	W-L (SV)	IP	H	R	ER	K/BB	WP/HB	ERA
Elam	1/0	0-0 (0)	0.1	0	0	0	0/0	0/0	0.00
Korpi	1/1	0-1 (0)	4.0	5	2	2	1/2	0/2	4.50
Phelps	1/1	0-1 (0)	6.2	8	4	4	3/2	0/1	5.40
Weiland	1/0	0-0 (0)	2.0	2	2	2	3/0	2/1	9.00



South Florida

2008 Games

Thur., May 15 (7:00)
Fri., May 16 (7:00)
Sat., May 17 (1:00)
Tampa, Florida

The Series (see p. 104)

Notre Dame leads 5-3

2007 Results (1-2)

3/23 at ND 1, USF 0
3/24 USF 13, at ND 10
3/25 USF 9, at ND 1

2006 Results (4-0)

4/7 ND 9, at USF 6
4/8 ND 10, at USF 4
4/9 ND 10, at USF 1
5/23 ND 3, USF 1 (BET)

Notes

South Florida has been picked to move up to a third-place BIG EAST finish in 2008, led by preseason first team all-BE 2B **Dexter Butler** (a third teamer in '07) ... the Bulls key losses included a pair of all-leaguer performers - second-team RHP **Danny Otero** and third-team SS **Walter Diaz** - and senior RHP **Chris Delaney** (whose nine wins tied for third-most among '07 BE pitchers) ... Otero led the league in innings (122.0) and also had 9 wins, plus 87 strikeouts (fifth) ... Diaz ranked eighth among the '07 BE leaders in runs (56), fifth in walks (36) and 10th in on-base pct. (.439) ... departed OF **Ty Taborelli** also drew 36 walks in '07 ... USF does return sophomore RHP **Shawn Sanford**, who shared the 2007 BIG EAST saves lead (11) while ranking second in low opp. batting avg. (.203) and 10th in ERA (3.22) ... USF finished third among 2007 BIG EAST teams with 403 Ks thrown and was sixth in both staff ERA (4.36) and low opp. batting avg. (.270), plus seventh in team batting (.279), ninth in fielding pct. (.959) and 12th in stolen bases (47).

General Information

Location: Tampa, Florida
Founded: 1956
Enrollment: 43,038
Nickname (Colors): Bulls (Green and Gold)
Home Field (cap.): Red McEwen Field (1,500)
Dimensions: 340-400-340

Team Information

2007 Record: 34-26
BIG EAST Record: 13-14
BIG EAST Finish: 5th
Postseason: 2-2 at BIG EAST Tournament
Letterwinners Returning/Lost: 11/19
Top Returning Players (2007 Stats):
Addison Maruszek, 3B, Jr. (.329, 4 HR, 44 RBI, 13 2B)
Dexter Butler, 2B, Sr. (.324, HR, 44 RBI, 11 2B)
Daniel Thomas, RHP, Sr. (1.27, 2-1, 25 Ks)
Shawn Sanford, RHP, So. (3.10, 3-4, 11 SV, 63 Ks)
Joey Angelberger, OF, Sr. (.277, 3 HR, 28 RBI)
Matt Quevedo, RHP, So. (4.06, 4-3, 44 Ks)

Top Players Lost (2006 Stats):
Walter Diaz, SS, Sr. (.339, HR, 29 RBI, 15 SB, 11 2B)
Danny Otero, RHP, Sr. (3.32, 9-7, 87 Ks)
Chris Delaney, RHP, Sr. (4.00, 9-4, 60 Ks)
Yuri Higgins, RHP, Sr. (4.74, 5-4, 4 SV, 81 Ks)
Brandin Daniel, 1B, Jr. (.257, 7 HR, 45 RBI, 12 2B)
Ty Taborelli, OF, Sr. (.247, 2 HR, 34 RBI)
Davis Bilardello, LHP, Jr. (4.91, 1-1, 15 Ks)

Top Newcomers:
Ryan Lockwood, OF, So. (Tampa, FL/dnp in 2007)
Brian Hobbs, OF, Jr. (Hurlock, MD/Chipola JC)

Coaching Staff

Head Coach: Lelo Prado (Tampa '85)
Record at USF: 34-26 (1 year)
Overall Record: 632-451-2 (19 years)
Assistants: Lazer Collazo, Bryant Ward

Sports Information

Baseball Contact: Amy Woodruff
E-Mail: woodruff@admin.usf.edu
Home Phone: (641) 414-3252
SID Phone/Fax: (813) 974-4087 / 974-5328
Press Box Phone: (813) 974-3604
Website: www.gousfbulls.com

Notre Dame Career Stats vs. South Florida

Player	G/GS	AB	R	H	2B/3B/HR	BB/K	RBI	SB	AVG
Mendiola	3/1	3	1	2	0/0/0	0/2	1	0-0	.667
Lilley	7/7	29	7	17	1/1/1	5/3	3	1-2	.586
Gaston	4/3	13	2	6	3/0/0	0/2	2	0-0	.462
Barnes	7/7	28	4	11	2/2/0	4/3	7	1-3	.393
Ashdown	3/3	9	0	3	0/0/0	0/4	0	0-0	.333
Pollock	3/3	13	0	4	0/0/0	0/5	2	0-0	.308
Brezovsky	7/7	27	3	8	0/0/0	3/7	5	2-2	.296
Intlekofer	3/3	8	1	1	0/0/0	0/2	1	1-1	.125
Connelly	1/0	0	0	0	0/0/0	1/0	0	0-0	.000

Player	G/GS	W-L (SV)	IP	H	R	ER	K/BB	WP/HB	ERA
Phelps	2/1	1-0 (0)	10.0	3	0	0	11/4	0/1	0.00
Korpi	2/2	1-0 (0)	11.0	8	5	3	15/5	0/1	2.45
Weiland	4/0	0-0 (2)	4.1	5	2	2	5/1	1/0	4.39
Graffy	1/0	0-0 (0)	2.1	1	3	3	0/1	0/1	11.57
Maust	1/0	0-0 (0)	0.2	3	2	2	1/0	0/0	27.00
Mills	1/0	0-0 (0)	0.0	0	2	2	0/3	0/0	99.00

**BIG EAST
Itineraries**

Washington, D.C. (Georgetown)
March 19 - Southwest #1204
(Chicago Midway - Washington Dulles; 7:25 p.m.-10:05 p.m.)

Hilton Washington DC/Rockville Executive Meeting Center
1750 Rockville Pike
Rockville, MD, 20852
(301) 468-1100; fax: (301) 468-0163

March 22 - American #2181
(Washington Dulles - Chicago Midway; 7:45 p.m.-8:45 p.m.)

Philadelphia, Pa. (Villanova)
April 11 - Southwest #181
(Chicago Midway - Philadelphia; 6:55 p.m.-9:55 p.m.)

Doubletree Guest Suites
640 West Germantown Pike
Plymouth Meeting, PA, 19462
(610) 879-4148; fax: (610) 879-4242

April 13 - Southwest #1186
(Philadelphia - Chicago Midway; 6:25 p.m.-7:50 p.m.)

Morgantown, West Virginia
April 17 - Travel by chartered bus

EuroSuites Hotel
501 Chestnut Ridge Road
Morgantown, WV, 26505
(304) 598-1000; fax: (304) 599-2736

April 20 - Return by chartered bus

Storrs, Connecticut
May 1 - United #1114
(Chic. O'Hare - Hartford; 1:25-4:27 p.m.)

Nathan Hale Inn
855 Bolton Road
Storrs, CT, 06268
(860) 427-7888; fax: (860) 427-7850

May 4 - United #7515
(Hartford - Chic. O'Hare; 6:30-8:01 p.m.)

Tampa, Florida (USF)
May 14 - United #630
(Chic. O'Hare - Tampa; 1:15-4:54 p.m.)

Hilton Garden Inn Tampa North
13305 Tampa Oaks Boulevard
Tampa, FL, 33637
(813) 342-5000; fax: (813) 342-6000

May 17/18 - TBA

BIG EAST Baseball 2008 Composite Schedule

March 14-16
UConn at Georgetown; Seton Hall at USF

March 20-22
ND at Georgetown; UConn at Louisville; Pittsburgh at West Virginia
St. John's at Rutgers (20 DH, 22)
Villanova at Seton Hall (20 DH, 22)
South Florida at Cincinnati (21, 22 DH)

March 28-30
Cincinnati at ND; Villanova at UConn
Seton Hall at St. John's; WVU at Rutgers
Louisville at Pitt; Georgetown at USF

April 4-6
Rutgers at ND; Cincinnati at UConn
Pitt at Seton Hall; G'town at Villanova
St. John's at Louisville; USF at WVU

April 11-13
Notre Dame at Villanova (12 DH, 13)
Rutgers at Georgetown; UConn at SJU
West Virginia at Seton Hall
Pitt at Cincinnati; Louisville at USF

April 18-20
Seton Hall at UConn; ND at WVU
Villanova at Louisville; St. John's at Pitt
G'town at Cincinnati; USF at Rutgers

April 25-27
St. John's at ND; Cincinnati at Louisville
Rutgers at Seton Hall; Villanova at USF
UConn at WVU; GU at Pitt (26 DH, 27)

May 2-4 (bye - Seton Hall, USF)
ND at UConn; Pittsburgh at Villanova
WVU at St. John's; Rutgers at Cincinnati
Louisville at Georgetown

May 9-11 (bye - UConn, Georgetown)
Cincinnati at Seton Hall; USF at St. John's
Pitt at ND (10 DH); Vill. at RU (10 DH)
Louisville at West Virginia (10 DH)

May 15-17
ND at USF; St. John's at Villanova
UConn at Pittsburgh; RU at Louisville
SHU at Georgetown; WVU at Cincinnati



BIG EAST Baseball Championship

**Bright House Networks Field
(Clearwater, Florida)**

May 20-24, 2008



On the Road With the Irish

The Notre Dame baseball team has travelled to all corners of the nation in recent years, including visits since 1990 to states spanning from Alabama, Arizona, California, Florida, Georgia, Hawaii, Louisiana, South Carolina, Tennessee, Texas and Washington. Since 1957, the Irish have played in 34 different states (plus Washington D.C.) and 124 cities (including scheduled 2008 trips). In the past 16 years, the Irish have posted wins on the fields of many perennial college baseball powers, including four wins on the road over Miami (4-2 in '89, 2-1 in '92, 6-3 in '92 NCAAs, 5-2 in '95) plus other road triumphs over Texas (13-4 in '91), Louisiana State (6-3 in '91), Arizona State (11-4 in '93), Wichita State (8-6 in '93), Florida State (4-3 in '93 NCAAs; 10-4 and 3-1 in '02 NCAAs), Clemson (8-1 in '94) and Mississippi State (7-0 in 2000 NCAAs, 7-5 and 4-2 in '01).

Alabama

Mobile (Diamond Club Classic)
Tuscaloosa (University of Alabama – 1996 NCAAs)

Arizona

Mesa (HoHoKam Park)
Phoenix (Oakland A's Tournament)
Tempe (Arizona State)
Tucson (University of Arizona)

Arkansas

Fayetteville (University of Arkansas)
Jonesboro (Memphis, Arkansas State)
State University (Arkansas State)

California

Anaheim (Anaheim Classic)
Berkeley (University of California)
Fresno (Fresno State – 1989 NCAAs, FSU Classic)
Fullerton ('03 NCAA Regional)
Long Beach (Long Beach Classic)
Los Angeles (Loyola Marymount, UCLA, USC)
Riverside (California Riverside Invitational)
San Diego (University of San Diego)
Stockton (University of the Pacific)
Santa Clara (Santa Clara)

Connecticut

Norwich (Dodd Stadium – BIG EAST Tournament)
Storrs (University of Connecticut)

Florida

Boca Raton (Florida Atlantic Classic)
Clearwater (**Bright House Networks Field, Jack Russell Stadium**)
DeLand (Stetson)
Fort Myers (Florida Gulf Coast University)
Gainesville (Univ. of Florida, '05 NCAA Regional)
Homestead (Homestead Challenge)
Jacksonville (Kennel Club Classic)
Miami (1992 NCAA Regional, University of Miami, Florida International)
Orlando (Central Florida, ACC/Disney Blast)
Tallahassee (Florida State, FSU Tournament, '93 NCAA Regional, '02 NCAA Super Regional)
Tampa (**University of South Florida**)
St. Petersburg (Devil Rays Invitational)
West Palm Beach (**Papa John's Classic**)
Winter Park (Rollins College, Rollins Invitational)



Notre Dame opened its 1998 season by participating in the ACC/Disney Blast – held at the 7,500-seat baseball facility in the Disney Wide World of Sports complex (spring training home of the Atlanta Braves). The Irish opened the ACC/Disney Blast with a 10-1 victory over perennial power Florida State.

Georgia

Athens (University of Georgia)
Atlanta (Georgia Tech, Oglethorpe)

Hawaii

Honolulu (University of Hawaii)

Illinois

Bloomington (Illinois Wesleyan)
Carbondale (Southern Illinois)
Champaign (University of Illinois, 1963 NCAAs)
Chicago (Illinois-Chicago)
DeKalb (Northern Illinois)
Evanston (Illinois Tech, Northwestern)
Lockport (Lewis University)
Normal (Illinois State)
Peoria (Bradley)
Quincy (Quincy College)
Romeoville (Lewis University)
Sauget (St. Louis University)

Indiana

Angola (Tri-State)
Bloomington (Indiana University)
Crawfordsville (Wabash College)
Evansville (University of Evansville, Bosse Field, Braun Stadium)
Fort Wayne (**Memorial Stadium**)
Greencastle (DePauw)
Huntington (Huntington College)
Indianapolis (Butler, Marian College)
Muncie (Ball State)
Rensselaer (St. Joseph's College)
South Bend (**Coveleski Stadium**)
Terre Haute (Indiana State)
Valparaiso (Valparaiso University)
West Lafayette (Purdue)

Kansas

Wichita (Wichita State)

Kentucky

Lexington (University of Kentucky)
Louisville (Big Four Classic, University of Louisville)
Murray (Murray State)

Louisiana

Baton Rouge (Louisiana State)
New Orleans (Loyola, UNO Classic, Tulane)

Maryland

Bethesda (**Povich Field** vs. Georgetown)

Massachusetts

Brockton (Campanelli Stadium vs. BC)
Chestnut Hill (Boston College)

Michigan

Ann Arbor (University of Michigan)
Big Rapids (Ferris State)
Comstock Park (**Old Kent/Fifth-Third Park**)
Detroit (University of Detroit, Wayne State)
East Lansing (Michigan State)
Grand Rapids (vs. Michigan)
Hillsdale (Hillsdale College)
Kalamazoo (W. Mich., '57/'58 NCAAs, Sutherland Field)
Mount Pleasant (Central Michigan)

Minnesota

Minneapolis (University of Minnesota, 1960 NCAAs, Metrodome Classic)

Mississippi

Cleveland (Delta State)
Oxford (University of Mississippi)
Starkville (Mississippi State, 2000 NCAA Regional)
University (University of Mississippi)

Missouri

Joplin (Missouri Southern)
St. Louis (St. Louis University)
Springfield (Southwest Missouri State)

Nebraska

Omaha ('57 and '02 College World Series, Rosenblatt Stadium, Creighton)

Nevada

Reno (University of Nevada)

New Jersey

Bridgewater (Somerset Park – BIG EAST Tournament)
Piscataway (Rutgers)
South Orange (Seton Hall)
Trenton (Mercer County Stadium – BE Tournament)

New York

Hamilton (Colgate)
Jamaica (St. John's)

North Carolina

Durham (Duke, St. Bonaventure)
Elon College (Elon College)

Ohio

Athens (Ohio University)
Bowling Green (Bowling Green State University)
Cincinnati (University of Cincinnati, Xavier)
Cleveland (Cleveland State)
Columbus (1970 NCAAs)
Dayton (University of Dayton, Wright State)
Kent (Kent University)
Toledo (University of Toledo)

Oklahoma

Norman (Oklahoma University)
Oklahoma City (Oklahoma City University)
Tulsa (Oral Roberts, MCC Tournament)

Pennsylvania

Easton (Lafayette College)
Pittsburgh (Duquesne, University of Pittsburgh)
Philadelphia (Richie Ashburn Field)
Plymouth Meeting (**Villanova Ballpark**)

Rhode Island

Providence (Providence College)

South Carolina

Clemson (1994 NCAA East Regional)
Myrtle Beach (Coastal Federal Field)

Tennessee

Clarksville (Austin Peay)
Knoxville (University of Tennessee)
Memphis (Christian Brothers, Memphis)
Millington (Service Academies Classic)
Nashville (Lipscomb, Vanderbilt)

Texas

Austin (St. Edward's, University of Texas)
College Station (Texas A&M)
Corpus Christi (**Whataburger Field**)
Dallas-Fort Worth (University of Dallas, Dallas Baptist, Texas Wesleyan)
Round Rock (Round Rock Classic–Dell Diamond)
San Antonio (**Wolf Stadium**, St. Mary's University, Trinity)
Seguin (Texas Lutheran)

Virginia

Blacksburg (Virginia Tech)
Charlottesville (Virginia)

Washington

Seattle (Kingdome, University of Washington)

Washington D.C.

Georgetown University

West Virginia

Morgantown (**West Virginia University**)

Wisconsin

Madison (University of Wisconsin)

Listings for games from 1958-2008

Bold – scheduled 2008 Notre Dame trip



Craig Counsell
Notre Dame

The BIG EAST and its 12 member baseball schools have created quite a reputation as one of the nation's top baseball conferences – recently rising to a rating as the nation's fifth-best conference. Whether it is NCAA appearances, All-Americans, coaching legends, Major League draftees and players, or NCAA stat leaders, the BIG EAST consistently is represented at the highest level. For example, catch these facts about BIG EAST baseball:

CWS and NCAA Berths

Notre Dame made its second College World Series appearance in 2002, with the current BIG EAST membership combining for 19 all-time CWS appearances (also six by St. John's, five by Connecticut, four by Seton Hall and one each by Rutgers and Louisville).

The BIG EAST has sent 10 different teams to the NAAs since 1990: Connecticut, Notre Dame, Pittsburgh, Providence, Rutgers, St. John's, Seton Hall, Villanova, West Virginia and Louisville. BIG EAST institutions have qualified 167 teams for the NAAs, led by St. John's (30), Notre Dame (20) and Connecticut (15). Providence, Notre Dame and Rutgers earned bids to the 1999 NAAs – the first time three BIG EAST teams went to the NAAs in the same season. Notre Dame, Rutgers and Seton Hall then qualified for the NAAs in 2000 and again in 2001, while SJU, Rutgers and Louisville all made the NAAs in 2007 (one of 10 times since '91 that the BIG EAST has sent multiple teams to the NAAs).

All-Americans

Nearly 130 players from BIG EAST schools have received All-America honors, led by St. John's (26), Seton Hall (19), Rutgers (19), Notre Dame (17) and Connecticut (15).

The BIG EAST topped all conferences in 1999 American Baseball Coaches Association All-Americans, with eight (four were honored in 2000). Five different BIG EAST teams had players earn ABCA All-America honors in 1999, tying the Big 12 and Pacific-10 for the widest team representation within any conference.

The Major League Draft

Nearly 700 players from BIG EAST institutions have been selected in the Major League Baseball draft.

For the ninth straight season, the BIG EAST in 2001 had at least one player picked prior to the second round. The BIG EAST has seen 222 of its players drafted the past 10 seasons, with six going in the first 10 rounds of both the '99 draft and 2000 drafts, plus four in 2001, eight in '02, six in '04, seven in '06 and five top-10-round picks in 2007.

During the past 11 seasons, 12 BIG EAST players have been drafted before the second round (16 since '90): Rutgers SS **Todd Frazier** (#34 overall)

and Louisville RHP **Trystan Magnuson** (56th) both in 2007; St. John's RHP **Craig Hansen** (26th overall in '05; Boston Red Sox); Boston College RHP **Chris Lambert** (19th in '04, St. Louis Cardinals); the 2002 duo of Virginia Tech LHP **Joe Saunders** (12th, Anaheim Angels) and Rutgers RHP **Bobby Brownlie** (21st, Chicago Cubs); Notre Dame RHP **Aaron Heilman** as 2000 compensatory-round pick (31st overall, Minnesota Twins) and then 18th overall in '01 (N.Y. Mets); Providence OF **Keith Reed** (23rd, Baltimore Orioles in '99); Irish RHP **Brad Lidge** (17th, Houston Astros in '98); and the 1997 pair of Seton Hall LHP **Jason Grilli** (4th, San Francisco Giants) and West Virginia RHP **Chris Enochs** (11th, Oakland A's).

Providence 1B/OF **Pete Tucci** (Blue Jays, '96), Seton Hall RHP **Matt Morris** (Cardinals, '95) and 3B **Mike Gruppuso** (Astros, '91), and St. John's pitcher **C.J. Nitkowski** (Reds, '94) also were first rounders. In the '02 draft, the BIG EAST produced three out-

fielders – ND's **Steve Stanley** and **Brian Stavisky** (A's 2nd and 6th-round picks) and Rutgers' **Val Majewski** (3rd round, Orioles) – who were selected in at least the first six rounds (no other conference could match that), while Saunders, Brownlie and Villanova's **Brian Slocum** (2nd round, Cleveland) gave the BIG EAST an unmatched trio of highly-drafted pitchers (the BIG EAST's total of four picks in the first two rounds of '02 was second only to the ACC's five).

At least one Notre Dame player has been drafted in the first 10 rounds in 11 of the past 13 Major League drafts (with 19 total top-10-round picks in that 14-year stretch).

Coaches

The BIG EAST employs some of the nation's best coaches, including one who is nearing his 1,000th career win (**Fred Hill** of Rutgers) and another who enters 2008 with more than 700 career wins (**Lelo Prado** of South Florida). Two former BIG EAST coaches – Seton Hall's **Mike Sheppard** (998) and Virginia Tech's **Chuck Hartman** (1,401) – rank among the winningest coaches in college baseball history.

Major Leaguers

Many major leaguers from yesterday and today have played at institutions that have been part of the BIG EAST membership, with those players including (among others):

Cincinnati: Ethan Alen, Mike Hershberger, Miller Huggins, Sandy Koufax, Kevin Youkilis

Connecticut: Jason Grabowski, Charles Nagy, Pete Walker, Jeff Fulchino, Roberto Hernandez, Walt Dropo

Georgetown: Tim Brosnan

Louisville: Sean Green, Fred Koster, Kevin Malone, Lawrence Wetherby

Notre Dame: Craig Counsell, Aaron Heilman, Brad Lidge, Chris Michalak, Christian Parker, Dan Peltier, Fred "Cy" Williams, Cap Anson

Pittsburgh: George "Doc" Medich, Ken Macha

Providence: John McDonald, Lou Merloni, Keith Reed

Rutgers: Jay Bergman, David DeJesus, Val Majewski, Jeff Torborg, Eric Young, Pete Zoccolillo, Joe Borowski

St. John's: Rich Aurilia, John Franco, C.J. Nitkowski, Frank Viola, Craig Hansen, Jack Kaiser,

Seton Hall: Craig Biggio, Jason Grilli, Mike Moriarty, Matt Morris, John Valentin, Mo Vaughn

South Florida: Tony Fossas, Scott Hemond, Tim Hulett, Jason Dellaero, Chris Heintz, Ross Gload, Dave Eiland, Reggie Jefferson

Villanova: Brian Slocum, William Dietrich, Mike Neill, Mickey Vernon

Virginia Tech: Kevin Barker, Leo Burke, Brad Clontz, Johnny Oates, Joe Saunders, Franklin Stubbs, Mike Williams, Brian Fitzgerald

West Virginia: Joe Hudson, Steve Kline, Dustin Nippert, Paul Popovich, Scott Seabol


NCAA Statistical Leaders

The BIG EAST was represented in several major 2007 NCAA statistical categories. Four teams – St. John's (7th; .326), West Virginia (24th; .316), Louisville (34th; .314) and Rutgers (36th; .312) – ranked among the national leaders in batting average while Louisville (5th; 3.14) and SJU (10th; 3.48) were among the nation's leaders in team ERA and Rutgers was third in team fielding pct. (.976).

SJU (12th; 7.6 runs/gm) and Rutgers (15th; 7.5) also ranked among the nation's top-scoring teams while Louisville ranked 26th in both slugging pct. (.478) and home runs/gm (78 total). Cincinnati (4th; 130 total SBs), Louisville (7th; 153) and Georgetown (18th; 106) were among the nation's stolen-base leaders and the Seton Hall pitching staff averaged 8.0 strikeouts per game (19th in the nation).

Rutgers veteran **David Williams** finished in the nation with a .412 batting avg. while his teammate **Todd Frazier** ranked fourth in home runs (22), fourth in runs scored (87), ninth in walks (62) and 10th in slugging pct. (.757). The BIG EAST featured the nation's leaders in stolen bases/gm – Cincinnati's **Tony Campana** (60 total SB) and Louisville's **Boomer Whiting** (73), with Georgetown's **Mark McLaughlin** checking in at ninth on that list (37). Other BIG EAST position players with noteworthy national stat ranks included: Cincinnati's **Neal French** (20th in RBI; 65); WVU's **Justin Jenkins** (18th in doubles; 21); SJU's **Sam DeLuca** (3rd toughest to strike out; 25.7 ABs/K); ND's **Brett Lilley** (7th in hit-by-pitch/gm; 27 total HBPs); and Louisville teammates **Isaiah Howes** (16th in HRs; 18) and **Logan Johnson** (23rd in HRs with 17; 10th in HBP/gm; with 32 total).

On the mound, ND's **David Phelps** finished 11th among the national ERA leaders (1.88) while RU's **Steve Healing** and UL's **Zach Pitts** tied for 37th with 10 wins each. Three BIG EAST closers tied for 23rd nationally in saves (with 11): UConn's **Matt Karl**, SJU's **Colin Lynch** and South Florida's **Shawn Sanford**.




Charles Nagy
UConn



Frank Viola
St. John's



Mo Vaughn
Seton Hall



Lou Merloni
Providence



Eric Young
Rutgers

Series History

Air Force	7-0	Daniel Baker	2-0	Indianapolis	2-0	Purdue	78-37-3
Akron	1-0	Dartmouth	2-0	Iowa	39-25-1	Quincy	1-0
Alabama	4-3	Dayton	45-12	Iowa State	1-1-1	Rice	1-0
Albion	8-1	DePaul	3-0	Jacksonville	0-1	Rochester (MI)	1-0
Alma	1-0	DePauw	19-3	Jacksonville State	1-0	Rollins	3-3
Amherst	1-0	Delaware	3-2	James Madison	1-0	Rose Polytechnic	6-0
Arkansas	6-6	Delta State	1-6-1	Kalamazoo	13-1-1	Rush Medical	1-1
Arkansas-Little Rock	1-0	Denison	3-0	Kansas State	0-2	Rutgers	25-16
Arkansas State	8-8	Detroit (Mercy)	56-46	Kent State	7-7	Sacred Heart	2-1
Armour	7-0	Drake	1-0	Kentucky	5-6	Saint Louis	13-4
Army	5-1	Duke	4-5	Kentucky Wesleyan	1-0	St. Ambrose	0-1
Arizona	2-7	Duquesne	10-0	Knox	5-3	St. Bernard	0-1
Arizona State	2-5	Earlham	2-0	Lafayette	1-0-1	St. Bonaventure	1-0
Auburn	0-4	Eastern Illinois	5-1	Lake Forest	4-1	St. Edward's (TX)	0-6
Austin Peay State	0-1	Eastern Michigan	2-1	La Salle	7-0	St. Ignatius	3-0
Ball State	16-12	Elon	2-0	Lawrence	1-0	St. John's	20-11
Baylor	2-3	Evansville	21-10	Lewis	5-5	St. Joseph's (IN)	12-1
Beloit	18-9	Fairfield	1-0	Lewis & Clark State	1-0	St. Mary's (KY)	4-0
Bethany	2-0	Ferris State	5-6	Lipscomb	1-0	St. Mary's (MN)	5-1
Bethel	19-4	Florida	1-4	Lombard	1-0	St. Mary's (TX)	8-6
Boston College	23-8	Florida A&M	2-0	Long Beach State	1-2	St. Mary of the Plains	1-1
Bowling Green	38-23-1	Florida Atlantic	2-0	LSU	2-2	St. Norbert	2-0
Bradley	13-12	Florida Gulf Coast	0-1	Louisiana Tech	3-0	St. Procopius	1-1
Brigham Young	3-2	Florida International	1-6	Louisville	4-5	St. Thomas	3-0
Brown	0-1	Florida Memorial	1-0	Loyola (IL)	3-0	St. Viator	18-5
Butler	66-15	Florida Southern	0-1	Loyola (LA)	2-1	Sam Houston State	1-0
California	3-2	Florida State	4-4	Loyola Marymount	1-0	San Diego	2-0
California-Irvine	1-0	Fordham	2-1	Luther	1-2	San Diego State	1-0
California-Riverside	0-1	Franklin College	0-1	Maine	2-2	Santa Clara	0-1
California-Santa Barbara	1-0	Fresno State	1-4	Manchester	6-0	Schreiner	4-1
California State Fullerton	0-4	Furman	1-1	Mankato State	1-0	Seton Hall	25-10
Carson Newman	0-1	Georgetown	29-5	Marian	3-0	Siena Heights	2-0
Cathedral	1-0	Georgetown (KY)	1-0	Marquette	2-0	South Alabama	1-1
Catholic University	2-1	George Washington	1-0	Marshall	1-3	South Carolina	1-1
Central Florida	4-3	Georgia	7-5	Memphis (State)	10-9	South Dakota State	0-1
Central Michigan	15-9	Georgia Tech	4-6	Mercer	3-3	South Florida	5-3
College of Charleston	0-1	Great Lakes	14-8	Miami (FL)	5-14	USC	3-3
Chicago	27-6-1	Goshen	4-0	Miami (OH)	1-11	Southern Illinois	9-4
Chicago State	26-2	Harvard	1-1	Michigan	43-77	Southern Methodist	1-0
Christian Brothers	6-3	Hawaii	0-2	Michigan State	53-72	Southwestern (TN)	1-0
Cincinnati	19-10	Hillsdale	13-0	Minnesota	23-19	Spring Hill	1-1
The Citadel	1-0	Hope College	2-0	Mississippi	1-4	Stanford	0-3
Clemson	1-0	Houston	0-1	Mississippi State	4-2	Stetson	2-3
Cleveland State	16-1	Huntington	11-0	Missouri	1-1	Syracuse	1-0
Coastal Carolina	0-1	Illinois	23-37	(Southwest) Missouri State	3-1	Tennessee	1-4
Coe	2-0	Illinois-Chicago	27-6	Missouri Southern	1-2	Tennessee-Martin	1-1
Colgate	4-2	Illinois State	8-12	Monmouth	2-0	Texas	3-3
Colorado State	1-0	Illinois Tech	1-2	Mount St. Mary's	1-0	Texas A&M	2-2
Columbia	1-0	Illinois Wesleyan	7-3	Murray State	4-3	TCU	1-2
Concordia	1-0	Incarnate Word	1-2	Navy	8-3-1	Texas Lutheran	4-4
Connecticut	20-8-1	Indiana	68-30-1	Nebraska	11-3	Texas Wesleyan	0-2
Cornell	3-1	Ind.-Purdue Fort Wayne (IPFW)	4-0	Nevada	1-1	Texas-Pan American	4-4
Creighton	8-3	Ind.-Pur. at Ind'polis (IUPUI)	5-1	New Hampshire	0-1	Texas-San Antonio	2-3
Dallas	3-0	Indiana State	6-7	New Mexico	1-0	Texas Tech (SW Texas)	3-4
Dallas Baptist	1-1	Indiana Tech	4-1	New Mexico State	1-1	Texas Tech	1-0

Notre Dame Baseball vs. the Conferences

(All-time records vs. teams, sorted by most-recent affiliation)

Conference	Record	Total Games	Win Pct.
America East	3-3	6	.500
Atlantic Coast	53-53	106	.500
Atlantic Sun	7-8	15	.467
Atlantic 10	135-37	172	.785
BIG EAST	244-103-2	349	.702
Big South	1-1	2	.500
Big Ten	494-429-9	932	.535
Big 12	21-17-1	39	.551
Big West	4-7	11	.364
Colonial	4-4	8	.500
Conference USA	22-30	52	.423
Horizon (MCC)	180-74	254	.709
Independents	34-8	42	.810
Ivy League	9-7	16	.563
Metro	3-1	4	.750
Mid-American	203-156-2	361	.565
Summit (Mid-Continent)	82-30	112	.732
Mid-eastern	2-0	2	1.000
Missouri Valley	72-50	122	.590
Mountain West	14-4	18	.778
Northeastern	5-1	6	.833
Ohio Valley	11-6	17	.647
Pacific-10	18-25	43	.419
Patriot	18-6-2	26	.731
Southeastern	36-43	79	.456
Southern	4-2	6	.667
Southland	6-7	13	.462
Southwestern Athletic	1-0	1	1.000
Sun Belt	18-21	39	.462
West Coast	6-1	7	.857
Western Athletic	6-8	14	.429



Series History

ARIZONA (2-7)
At ND: Arizona leads 1-0 (1-0 @Eck)
At Arizona: Arizona leads 5-0
Neutral Sites: Notre Dame leads 2-1
One-Run Wins: Arizona 2
Streak: Arizona two wins

Date	Site	Result
4/7/61	Arizona	L 3-5
4/8/61	Arizona	L 4-12
4/8/61	Arizona	L 1-6
3/9/93	Arizona	L 6-19
3/10/93	Arizona	L 9-10
5/30/03	CSF (NCAA)	W 13-5
3/12/04	Round Rock	W 4-2
6/6/04	ND (NCAA)	L 6-7
3/5/06	M'Dome	L 0-2

Series Scoring	Total	Avg.
Notre Dame	46	5.1
Arizona	68	7.6

ND Most Runs (Gm): 13 (2003)
ND Widest Margin: 8 (13-5; 2003)
UA Most Runs (Gm): 19 (1993)
UA Margin: 13 (19-6; 1993)
High-Scoring Game: 25 (UA 19-6; 1993)
Low-Scoring: 2 (UA 2-0; 2006 [10])
Longest ND Win Streak: 2 (2003-04)
Longest UA Win Streak: 5 (1961-93)
Shutouts By: Arizona 1

BALL STATE (16-12)
At ND: Tied 10-10 (4-4 @Eck)
At BSU: ND leads 6-2
One-Run Wins: ND 4, BSU 2
Streak: ND 4-1 in past 5

Date	Site	Result
4/27/76	ND	L 0-9
4/27/76	ND	W 5-0
4/26/77	BS	W 5-3
4/26/77	BS	W 7-5
4/15/78	ND	L 0-2
4/15/78	ND	L 0-8
4/20/81	ND	W 3-2
4/20/81	ND	W 8-0
April '82	BS	W 6-2
April '82	BS	L 4-8
4/13/83	ND	W 5-3
4/13/83	ND	L 1-9
4/2/85	ND	W 6-5
4/2/85	ND	L 3-8
3/28/87	BS	L 2-4
3/28/87	BS	W 3-2
5/11/88	BS	W 13-4
5/11/88	BS	W 2-0
4/4/92	COV (7)	W 7-1
4/4/92	COV	W 0-3
4/7/98	ND	L 3-4
4/3/01	ND	L 3-4
4/16/02	ND	L 4-5
4/22/03	ND	W 10-1
4/27/04	ND (15)	W 7-6
4/6/05	ND	L 5-14
4/5/06	ND	W 6-4
4/24/07	ND	W 7-3

Series Scoring	Total	Avg.
Notre Dame	121	4.3
Ball State	114	4.1

ND Most Runs (Gm): 13 (1988)
ND Widest Margin: 9 (13-4; 1998)
BSU Most Runs (Gm): 14 (2005)
BSU Margin: 9 (9-0, 1976; 14-5, 2005)
High-Scoring Game: 19 (BS 14-5, 2005)
Low-Scoring: BS 2-0 (1978), ND 2-0 (1988)
Longest ND Win Streak: 4 (1987-92)
Longest BS Win Streak: 4 (1992-2002)
Shutouts By: BSU 4, ND 3

COV - Coveleski Stadium
 (South Bend, IN)
 WP - Wolfson Park
 (Jacksonville, FL)

BOSTON COLLEGE (23-8)
At ND: ND leads 10-3
At BC: ND leads 10-3
Neutral Sites: Notre Dame leads 3-2
One-Run Wins: BC 3, ND 1
Streak: ND three wins

Date	Site	Result
5/20/09	BC	W 9-0
6/7/28	BC	L 1-8
3/23/96	BC (7)	W 9-0
3/23/96	BC	W 6-1
4/6/97	ND (7)	W 11-6
4/6/97	ND	W 16-3
4/4/98	BC (7)	W 5-2
4/4/98	BC	W 6-4
4/5/98	BC	W 16-6
4/17/99	ND (8)	L 7-10
4/17/99	ND	W 9-6
4/18/99	ND	W 11-8
4/1/00	ND	W 12-1
4/1/00	ND (7)	W 10-6
4/2/00	ND	L 1-11
4/1/00	BET-3	L 4-3
4/2/00	BET-3	L 6-5
5/12/01	BC (7)	W 8-2
5/12/01	BC	W 8-4
5/13/01	BC	L 6-7
5/17/02	ND	W 8-2
5/18/02	ND (7)	W 10-6
5/18/02	ND	W 5-2
4/10/04	ND (7)	L 4-7
4/10/04	ND	W 6-4
5/27/04	BET-3	W 3-2
5/29/04	BET-3	W 11-5
4/9/05	BC	L 2-8
4/9/05	BC	W 3-2
4/10/05	BC	W 3-0
5/26/05	BET-3	W 6-5

Series Scoring	Total	Avg.
Notre Dame	222	7.2
Boston College	136	4.4

ND Most Runs (Gm): 16 (1997, '98)
ND Widest Margin: 13 (16-3; 1997)
BC Most Runs (Gm): 11 (2000)
BC Margin: 10 (11-1; 2000)
High-Scoring Game: 22 (ND 16-6; '98)
Low-Scoring: 3 (ND 3-0, 2005)
Longest ND Win Streak: 7 (1996-98)
Longest BC Win Streak: 3 (2000)
Shutouts By: ND 3

CENTRAL MICHIGAN (15-9)

Since 1995: ND leads 8-4
At ND: ND leads 12-4 (9-3 @Eck)
At CMU: CMU leads 4-2
One-Run Wins: CMU 3, ND 3
Series Continuous Since: 1997
Streak: CMU 3-1 in past 4

Date	Site	Result
4/16/57	ND	W 3-2
5/3/58	ND	W 6-0
5/3/58	ND	W 11-0
4/25/59	CMU	W 9-3
4/25/59	CMU	W 5-3
4/9/77	ND	L 8-9
May '77	ND	L 1-2
5/9/78	CMU	L 0-5
5/9/78	CMU	L 3-16
5/17/93	ND	W 7-4
5/9/94	ND	W 5-4
5/4/95	CMU	L 3-8
5/4/95	CMU	L 7-8
3/27/97	ND	W 14-9
2/25/98	ND	W 7-5
4/22/99	ND	W 3-1
3/11/00	Jack, FL (WP)	W 5-0
4/19/01	ND	W 6-4
4/15/02	ND	W 10-9
4/14/03	ND	W 8-3
3/23/04	ND	L 1-4
4/13/05	ND	L 4-10
3/22/06	ND	W 11-9
3/27/07	ND	L 4-8

Series Scoring	Total	Avg.
Notre Dame	141	5.9
Central Michigan	126	5.3

ND Most Runs: 14 (1997)
ND Widest Margin: 11-0 (1958)
CMU Most Runs: 16 (1978)
CMU Widest Margin: 13 (16-3, 1978)
High-Scoring Game: 20 (ND 11-9, 2006)
Low-Scoring Game: 3 (CMU 2-1, 1977)
Longest ND Win Streak: 7 (1997-2003)
Long. CMU Win Streak: 4 (1977-78)
Shutouts By: ND 3, CMU 1

CHICAGO STATE (26-2)
Since 1995: ND leads 13-1
At ND: ND leads 25-1 (15-1 @Eck)
At Chicago State: Tied 1-1
One-Run Wins: ND 2, CS 1
Series Continuous Since: 1994
Current Streak: ND nine wins

Date	Site	Result
4/1/86	ND	W 8-4
3/27/88	COV	W 3-1
3/27/88	COV	W 3-0
3/29/89	ND	W 7-1
4/27/89	COV	W 7-4
4/27/89	COV	L 4-5
4/24/90	COV	W 5-4
4/24/90	COV	W 12-4
4/25/90	COV	W 6-3
4/25/90	COV	W 3-2
4/17/91	COV	W 5-1
4/17/91	COV	W 5-0
5/16/94	ND	W 5-1
5/16/94	ND	W 8-2
4/5/95	ND	W 4-1
4/10/96	ND	W 10-7
5/1/97	ND	W 7-5
4/8/98	ND	W 11-5
4/28/99	ND	L 4-6
4/18/00	ND	W 12-2
4/18/00	ND	W 4-1
4/10/01	ND	W 5-2
4/23/02	ND	W 16-7
4/10/03	ND	W 9-3
4/6/04	ND	W 15-5
3/30/05	ND	W 15-3
4/4/06	ND	W 6-4
3/28/07	ND	W 14-4

Series Scoring	Total	Avg.
Notre Dame	213	7.6
Chicago State	87	3.1

ND Most Runs (Gm): 16 (2002)
ND Widest Margin: 12 (15-3; 2005)
CS Most Runs (Gm): 7 ('96, 2002)
CS Widest Margin: 2 (6-4, 1999)
High-Scoring Gm: 23 (ND 16-7, 2002)
Low-Scoring Game: ND 3-0 (1988)
ND Win Streak: 12 (1990-98)
Shutouts By: ND 2

CINCINNATI (18-10)
At ND: ND leads 10-1 (3-0 @Eck)
At Cincinnati: CIN leads 9-8
One-Run Wins: ND 4, CIN 4
Series Continuous Since: 1999
Streak: ND 8-2 in past 10

Date	Site	Result
4/17/48	CIN	L 3-4
4/17/48	CIN	L 1-2
4/13/49	ND	W 9-5
5/17/52	CIN	W 12-2
4/13/68	CIN	L 3-8
4/13/68	CIN	W 7-1
5/7/71	ND	W 5-2
4/28/72	CIN	L 2-6
5/1/73	ND	L 5-9
5/1/73	ND	W 9-2
4/10/74	CIN	W 6-5
4/10/74	CIN	W 4-3
5/1/76	CIN	W 5-2
5/1/76	CIN	L 0-10
4/29/77	ND	W 5-1
4/29/77	ND	W 5-0
4/29/78	CIN	L 7-8
4/29/78	CIN	L 6-9
3/29/80	CIN	W 5-1
3/29/80	CIN	W 6-2
4/4/81	ND	W 13-4
4/4/81	ND	W 17-9
3/30/95	ND	W 5-4
3/24/98	ND	W 3-2
5/13/03	ND	W 9-6
4/5/07	CIN	L 3-4
4/6/07	CIN	L 3-4
4/7/07	CIN	W 9-5

Series Scoring	Total	Avg.
Notre Dame	167	5.9
Cincinnati	120	4.1

ND Most Runs (Gm): 17 (1981)
ND Widest Margin: 10 (12-2, 1952)
CIN Most Runs (Gm): 10 (1976)
CIN Widest Margin: 10-0 (1976)
High-Scoring Gm: 26 (ND 17-9, 1981)
Low-Scoring Game: CIN 2-1 (1948)
Longest ND Win Streak: 7 (1980-2003)
Shutouts By: CIN 2, ND 1

CONNECTICUT (20-8-1)
At Notre Dame: ND leads 12-4
At UConn: ND leads 8-4-1
Series Wins: ND 6, UC 2 (2 splits)
One-Run Wins: ND 5, UConn 4
Series Continuous Since: 1999
Streak: ND 10-2 in past 12

Date	Site	Result
4/6/96	ND (7)	W 7-6
4/6/96	ND	L 9-10
3/29/97	UConn (7)	W 7-2
4/3/99	ND (7)	W 11-7
4/3/99	ND	W 11-8
4/1/00	UConn (7)	W 8-3
4/1/00	UConn	L 1-8
4/2/00	UConn	W 9-2
5/5/01	ND (7)	W 6-1
5/5/01	ND	W 13-12
5/6/01	ND	L 12-19
3/23/02	UConn (7)	L 3-4
3/23/02	UConn (11)	L 8-9
3/24/02	UConn	L 6-13
4/26/03	ND (7)	W 3-2
4/26/03	ND	W 11-4
4/27/03	ND	W 6-3
5/9/04	UConn (7)	W 4-0
5/9/04	UConn	W 11-4
5/10/04	UConn	W 16-8
4/16/05	ND (7)	W 3-2
4/16/05	ND	W 7-1
4/17/05	ND	W 9-7
4/29/06	UConn	W 7-6
4/29/06	UConn	W 7-3
4/30/06	UConn (13)	T 1-1
5/17/07	ND	L 0-5
5/18/07	ND	W 5-4
5/19/07	ND	L 6-7

Series Scoring	Total	Avg.
Notre Dame	216	7.9
Connecticut	161	5.6

ND Most Runs (Gm): 16 (2004)
ND Widest Margin: 8 (16-8, 2004)
UConn Most Runs (Gm): 19 (2001)
UConn Widest Margin: 7 (00, 01, '02)
High-Scoring Gm: 31 (UConn 19-12 in 2001)
Low-Scoring Game: 2 (1-1; 2006)
Longest ND Win Streak: 11 (2003-06)
Longest UC Win Streak: 4 (2001-02)



Ken Meyer's clutch hits included the game-ending grand slam vs. Central Michigan that helped claim the nation's No. 1 ranking in 2001.



Matt Edwards was one of three ND players to homer in the first four ABs of the series finale at UConn on May 10, 2004 (the Irish scored 10 in the first en route to a 16-8 win).

GEORGETOWN (29-5)

Since 1995: ND leads 26-3
At Notre Dame: ND leads 16-2
At Georgetown: ND leads 13-2
Series Wins: ND 11, GU 0 (1 split)
One-Run Wins: ND 1, GU 1
Series Continuous Since: 1996
Current Streak: ND 28-3

Date	Site	Result
5/23/08	GU	W 11-2
5/12/14	GU	L 1-4
4/20/96	GU (7)	L 3-6
4/20/96	GU	W 7-3
4/21/96	GU	W 7-0
5/3/97	ND (7)	W 14-0
5/3/97	ND	W 11-1
5/4/97	ND	W 12-1
3/28/98	ND (7)	W 7-6
3/28/98	ND	W 19-7
3/29/98	ND	W 10-2
5/8/99	GU (7)	W 8-2
5/8/99	GU	W 11-5
5/9/99	GU	W 11-5
4/22/00	GU (7)	W 5-1
4/22/00	GU	W 12-1
4/12/01	ND (7)	W 15-4
4/12/01	ND	W 17-10
3/30/02	SPF (7)	W 10-6
3/30/02	SPF	W 12-3
3/29/03	ND (7)	W 6-2
3/29/03	ND	W 13-3
3/30/03	ND	W 12-5
4/17/04	SPF (7)	W 18-7
4/17/04	SPF	W 11-4
4/17/04	SPF	W 9-6
3/24/05	ND (7)	W 6-2
3/24/05	ND (12)	L 8-9
3/25/06	ND	L 3-8
3/25/06	ND	W 12-2
3/26/06	ND	W 6-3
4/13/07	ND	W 10-0
4/14/07	ND	L 1-6
4/15/07	ND	W 11-2

Series Scoring	Total	Avg.
Notre Dame	329	9.7
Georgetown	128	3.8

ND Most Runs (Gm): 19 (1998)
ND Widest Margin: 14-0 (1997)
GU Most Runs (Gm): 10 (2001)
GU Widest Margin: 5 (8-3, '06; 6-1; '07)<

IOWA (39-25-1)

Since 1995: ND leads 4-2
At ND: ND leads 20-13-1
At Iowa: Iowa leads 15-10
Neutral Sites: ND leads 4-2
One-Run Wins: ND 14, Iowa 5

Date	Site	Result
5/17/18	ND	L 1-2
5/22/18	ND	W 4-3
5/17/19	Iowa	W 4-3
5/23/19	ND	W 8-0
5/21/20	Iowa	W 9-8
5/29/20	ND	W 3-2
5/6/21	Iowa	W 4-2
5/8/23	ND	W 1-0
5/26/23	Iowa	W 3-2
5/20/24	ND	L 2-3
5/24/24	Iowa	W 9-3
5/1/25	Iowa	W 5-2
6/13/25	ND	W 4-1
5/15/26	ND	W 5-1
5/22/26	Iowa	L 2-3
5/19/27	Iowa	L 4-8
5/27/27	ND	L 0-2
4/22/29	ND	L 7-13
5/3/29	Iowa	W 7-2
5/10/30	ND	W 5-4
5/24/30	Iowa	W 8-4
4/27/31	ND	W 10-4
5/23/31	Iowa	L 1-8
5/20/32	ND	W 7-5
5/21/32	ND	L 4-5
5/10/33	ND	W 8-5
5/11/33	ND	W 2-0
5/18/34	ND	L 6-7
5/19/34	ND	W 17-2
4/24/35	ND	L 1-11
4/25/35	ND	W 5-3
5/30/36	ND	L 5-10
6/4/37	ND	L 1-6
6/5/37	ND	W 3-2
4/25/38	ND	L 9-13
4/25/38	ND	W 2-1
5/26/39	Iowa	L 4-8
5/27/39	Iowa	W 1-0
4/19/41	Iowa	L 0-3
4/19/41	Iowa	W 4-2
4/15/42	ND	L 5-10
4/16/42	ND	L 1-4
5/7/46	Iowa	W 3-0
5/8/46	Iowa	W 9-4
4/30/47	ND	W 3-2
4/23/48	Iowa	W 8-7
4/24/48	Iowa	L 3-4
4/11/49	ND	L 1-8
4/12/49	ND	W 4-3
4/18/51	ND	W 3-0
4/19/51	ND	W 11-10
4/15/52	Iowa	L 2-7
4/16/52	Iowa	L 2-3
4/13/53	ND	T 4-4
4/14/53	ND	W 8-2
5/17/54	Iowa	L 1-18
5/18/54	Iowa	W 4-1
4/20/56	Iowa	W 5-4
4/21/56	Iowa	L 1-6
3/16/00	UNF	W 3-2
3/11/06	S.A. (WS)	W 16-2
3/13/06	S.A. (WS)	W 6-2
3/16/06	S.A. (WS)	W 7-5
3/17/06	S.A. (WS)	L 8-10
3/3/07	Stetson (6)	L 1-8

Series Scoring Total Avg.
 Notre Dame 313 4.8
 Iowa 291 4.5

ND Most Runs: 17 (1934)
ND Widest Margin: 15 (17-2, 1934)
Iowa Most Runs: 18 (1954)
Iowa Widest Margin: 17 (18-1, 1954)
High-Scoring Gm: 22 (Iowa 13-9, 1938)
Low-Scoring Gm: ND 1-0 (*23) Iowa 1-0 (1939)
ND Win Streak: 12 (1918-26)
Iowa Win Streak: 4 (1926-29)
Shutouts By: ND 6, Iowa 2

MAINE (2-2)

Date	Site	Result
5/4/85	Maine	W 7-3
5/4/85	Maine	W 1-0
5/5/85	Maine	L 4-6
5/5/85	Maine	L 1-7

Series Scoring Total Avg.
 Notre Dame 13 3.3
 Maine 16 4.0

MICHIGAN (43-77)

Since 1995: ND leads 7-6
At ND: Mich. leads 32-29 (1-1 @Eck)
At Michigan: Michigan leads 39-7
At OKP/Fifth Third Ballpark: ND leads 6-5
Other Neutral Sites: Tied 1-1
NCAAs: Mich. leads 1-0
One-Run Wins: Michigan 18, ND 11
Series Continuous Since: 1995
Current Streak: UM 3-1 in past 4

Date	Site	Result
4/21/892	ND	W 6-4
4/22/895	ND	L 0-13
4/21/897	ND	W 18-3
4/18/898	ND	W 4-2
6/9/898	ND	L 2-15
4/22/899	ND	L 3-5
6/10/899	UM	L 1-7
4/21/900	ND	W 8-0
6/9/900	ND	W 7-1
5/21/907	ND	W 5-4
4/19/09	ND	W 11-2
5/8/09	ND	L 5-12
6/5/09	ND	L 2-4
4/18/10	ND	W 4-0
6/11/10	ND	L 2-3
4/13/14	ND	L 1-5
6/5/14	UM	W 9-3
6/6/14	UM	L 0-3
4/19/15	ND	L 3-4
6/4/15	ND	L 2-4
6/5/15	ND	L 1-4
4/17/16	ND	W 14-6
6/2/16	ND	L 1-2
6/3/16	ND	L 4-6
5/31/18	UM	L 0-14
6/1/18	UM	L 1-5
5/28/19	UM	W 3-2
5/26/20	UM	L 1-5
4/30/21	ND	L 7-8
5/18/21	UM	L 3-6
5/5/22	UM	L 3-6
5/30/22	ND	W 5-0
5/25/23	UM	L 10-11
5/30/23	ND	L 4-12
4/30/24	ND	W 6-2
5/30/24	UM	L 6-9
5/19/38	UM	L 0-6
5/21/38	ND	W 3-2
4/29/39	UM	L 1-9
5/20/39	ND	W 5-3
4/22/41	UM	W 6-2
5/20/41	ND	L 3-8
4/29/42	UM	L 2-3
5/4/42	ND	W 11-7
4/28/44	UM	L 4-5
4/29/44	UM	L 2-7
6/2/44	ND	W 10-1
6/3/44	ND	L 4-6
4/27/45	ND	L 1-6
4/28/45	ND	L 4-12
5/11/45	UM	L 3-12
5/14/46	UM	L 1-7
6/8/46	ND	L 8-9
4/15/47	UM	L 10-11
5/18/48	UM	L 0-3
5/20/48	ND	L 2-5
4/27/49	UM	L 8-9
5/17/49	ND	W 5-4
5/1/50	ND	W 4-2
5/23/50	UM	L 1-13
5/8/51	UM	L 6-13
5/15/51	ND	W 6-5
4/21/52	UM	L 0-3
5/14/53	ND	L 2-3
4/28/55	ND	L 1-2
4/18/56	UM	L 2-5
5/3/56	ND	W 6-5
4/20/57	UM	L 4-5
4/20/57	UM	L 0-3
5/9/57	ND	W 14-0
4/21/58	UM	L 7-13
4/22/58	ND	W 18-11
4/30/59	UM	W 21-0
5/14/59	UM	W 9-8
5/2/60	UM	W 8-4
5/18/61	ND (10)	W 6-5
4/25/62	UM	L 7-18
5/8/63	UM	L 1-5
5/16/63	ND	L 6-7
4/23/64	ND	L 0-2
4/28/64	UM	W 9-3
4/29/65	ND	L 5-6
5/3/65	UM	L 4-5
4/11/67	UM	L 3-6
5/4/67	ND	W 6-5
4/16/68	UM	L 2-3
4/15/69	UM	L 1-7



Javi Sanchez hit six of his eight career home runs with the Irish on the road, including a key blast vs. Michigan at Old Kent Park – a rarity in the ND-UM series at the Grand Rapids-area minor-league facility – to help beat the Wolverines (7-4) during Notre Dame's 2002 College World Series season.

4/30/69	ND	W	3-2
4/14/70	UM	L	2-3
4/29/70	ND	W	10-4
5/11/71	ND	L	4-6
5/3/72	ND	L	5-8
5/3/72	ND	L	1-8
4/17/73	UM	L	1-3
4/17/73	UM	L	2-3
4/23/74	ND	L	11-18
4/25/75	UM	L	3-4
4/25/75	UM	L	2-10
5/5/76	ND	W	5-4
5/5/76	ND	W	13-5
4/21/77	UM	L	1-6
4/21/77	UM	L	3-8
5/3/78	ND	L	0-4
5/3/78	ND	L	0-6
3/10/91	Mobile, AL	L	5-6
4/18/91	Battle Crk	W	11-6
5/8/92	COV	W	5-3
5/2/95	OKP (16)	L	6-7
5/2/96	ND	W	8-3
4/22/97	OKP	L	3-4
4/21/98	OKP	W	9-1
4/20/99	OKP	W	14-4
5/29/99	ND (NCAAs)	L	5-11
4/26/00	OKP	W	5-4
5/1/01	OKP	W	9-1
4/30/02	OKP	W	7-4
4/29/03	OKP	L	4-8
5/12/04	OKP	W	7-3
5/11/05	OKP	L	6-7
5/16/06	OKP	L	1-3

Series Scoring Total Avg.
 Notre Dame 584 4.9
 Michigan 670 5.6

ND Most Runs (Gm): 21 (1959)
ND Widest Margin: 21-0 (1959)
UM Most Runs (Gm): 18 (62, '74)
UM Widest Margin: 14-0 (1918)
High-Scoring Game: 29 (ND 18-11, 1958; Michigan 18-11, 1974)
Low-Scoring Gm: Mich. 2-0 ('64)
Long. ND Win Streak: 5 (1958-61)
Long. UM Win Streak: 10 (1944-49)
Shutouts By: ND 5, Michigan 10



OAKLAND (11-0)

Date	Site	Result
4/30/99	ND (7)	W 7-6
4/30/99	ND (10)	W 9-1
5/1/99	ND (7)	W 10-5
5/3/00	ND	W 9-3
5/3/00	ND	W 5-3
5/1/02	ND	W 11-5
4/30/03	ND	W 4-1
4/14/04	ND	W 17-5
5/10/05	ND	W 7-2
4/11/06	ND	W 15-1
4/3/07	ND	W 7-3

Series Scoring Total Avg.
 Notre Dame 101 9.2
 Oakland 35 3.2

ND Most Runs (Gm): 17 (2004)
ND Widest Margin: 14 (15-1, 2006)
Oakland Most Runs (Gm): 6 (1999)
High-Scoring Gm: 22 (ND 17-5, '04)
Low-Scoring Game: 8 (ND 5-3, '00)

PITTSBURGH (26-10)

At ND: ND leads 14-3 (12-3 @Eck)
At Pittsburgh: ND leads 8-7
Series Wins: ND 6, Pitt. 3 (3 splits)
BE Tournament: ND leads 3-0
Extra-Inning Wins: Tied 1-1
One-Run Wins: ND 4, Pitt 2
Series Continuous Since: 1996
Current Win Streak: ND 6-2

Date	Site	Result
4/27/51	Pitt	W 5-3
4/28/51	Pitt	W 10-5
5/2/52	ND	W 18-3
5/3/52	ND	W 9-4
3/5/89	Orlando	W 16-9
4/30/96	ND (7)	W 8-3
4/30/96	ND	W 2-0
4/27/97	Pitt (8)	W 11-8
4/27/97	Pitt	L 6-7
4/18/98	TRS (7)	W 11-0
4/18/98	TRS	W 12-1
4/10/99	ND (7)	W 4-1
4/10/99	ND	W 3-2
4/11/99	ND	W 9-8
5/6/00	ND (7)	W 7-0
5/6/00	ND	W 11-8
5/7/00	ND (10)	L 18-22
5/18/00	BET-3	W 15-7
3/23/01	Pitt (7)	W 3-0
3/23/01	Pitt	W 3-0
4/11/02	ND (7)	L 5-7
4/11/02	ND	W 12-2
4/17/03	ND (7)	W 5-2
4/17/03	ND	L 3-5
4/25/04	Pitt (7)	L 6-8
4/25/04	Pitt	L 6-7
5/14/05	Pitt (7)	L 1-4
5/14/05	Pitt	L 5-8
5/15/05	Pitt	W 21-1
5/27/05	BET-3	W 4-2
5/28/05	BET-3	W 11-4
3/31/06	ND	W 6-1
4/1/06	ND	W 4-3
4/2/06	ND	W 9-8
3/30/07	Pitt	L 2-4
3/31/07	Pitt	L 2-5

Series Scoring Total Avg.
 Notre Dame 281 7.8
 Pittsburgh 155 4.3

ND Most Runs (Gm): 21 (2005)
ND Widest Margin: 20 (21-1, 2005)
Pitt Most Runs (Gm): 22 (2000)
Pitt Widest Margin: 4 (22-18, 2000)
High-Scoring Gm: 40 (Pitt 22-18, 2000)
Low-Scoring Game: ND 2-0 (1996)
Longest ND Win Streak: 8 (1951-97)
Shutouts By: ND 5

RUTGERS (25-16)

At Notre Dame: ND leads 11-4
At Rutgers: ND leads 9-7
Series Wins: ND 7, RU 3 (split 1)
BE Tournament: Tied 5-5
Extra-Inning Wins: RU 4, ND 2
One-Run Wins: ND 7, RU 4
Series Continuous Since: 1996
Current Streak: ND 5-2 since 2006

Date	Site	Result
4/13/96	ND (8)	L 2-4
4/13/96	ND	W 5-3
4/14/96	ND	L 7-10
4/13/97	RU (7)	W 3-2
4/13/97	RU	L 14-15
4/14/97	RU	W 6-5
5/15/98	BET-1 (10)	L 6-7
5/16/98	BET-1	L 0-12
3/28/99	RU (7)	W 10-1
3/28/99	RU	L 1-17
5/13/00	ND (7)	L 6-16
5/13/00	ND	W 4-3
5/14/00	ND	W 10-6
4/7/01	RU (7)	W 10-2
4/7/01	RU	W 8-2
4/8/01	RU (11)	W 5-4
5/18/01	BET-3	W 6-2
5/4/02	ND (7)	W 6-5
5/4/02	ND	W 7-2
5/5/02	ND	L 0-11
5/23/02	BET-3	W 8-3
5/25/02	BET-3	L 3-4
5/25/02	BET-3 (10)	W 3-2
5/10/03	RU (7)	W 2-0
5/10/03	RU	L 2-10
5/11/03	RU (19)	L 3-5
5/23/03	BET-3	W 9-3
5/24/03	BET-3	L 11-15
5/24/03	BET-3	W 11-3
5/15/04	ND (7)	W 1-0
5/15/04	ND	W 7-1
5/16/04	ND	W 5-3
4/3/05	RU	L 3-5
4/3/05	RU (10)	L 10-11
4/21/06	ND	W 11-5
4/22/06	ND	W 15-3
4/23/06	ND	W 14-12
4/28/07	RU	W 15-3
4/28/07	RU	L 0-7
4/29/07	RU	W 6-4
5/22/07	BET (8)	L 2-13

Series Scoring Total Avg.
 Notre Dame 257 6.3
 Rutgers 241 5.9

ND Most Runs (Gm): 15 (2006, '07)
ND Widest Margin: 12 (15-3, '06, '07)
RU Most Runs (Gm): 17 (1999)
RU Widest Margin:

Series History

ST. JOHN'S (20-11)

At Notre Dame: ND leads 12-5
At St. John's: SJU leads 5-4
Series Won: ND 5, SJU 3 (1 split)
BE Tournament: ND leads 4-1
One-Run Wins: SJU 6, ND 4
Current Streak: SJU 5-1 in past five

Date	Site	Result
4/4/96	ND (7)	W 7-3
5/17/96	BET-1	W 4-0
5/9/98	ND (7)	L 0-3
5/9/98	ND	W 2-1
5/10/98	ND	L 5-6
5/14/98	BET-1	W 3-2
5/15/99	SJU (7)	L 4-5
5/15/99	SJU	W 5-2
5/16/99	SJU	L 5-14
4/29/00	ND (7)	W 8-3
4/29/00	ND	L 4-6
4/30/00	ND	W 9-8
4/28/01	SJU (7)	W 3-2
4/28/01	SJU	W 5-0
4/29/01	SJU	W 7-3
4/16/02	ND (7)	W 4-1
4/16/02	ND	L 3-4
4/17/02	ND	W 5-2
4/6/03	ND (7)	W 11-3
4/6/03	ND	W 18-3
4/12/04	ND (7)	W 7-1
4/12/04	ND	L 1-2
5/28/04	BET-3	W 9-2
5/7/05	SJU	L 2-3
5/7/05	SJU (10)	L 5-6
5/8/05	SJU	L 1-3
4/13/06	ND	W 9-2
4/13/06	ND	W 13-7
4/15/06	ND	W 7-5
5/26/06	BET-4	L 1-10
5/26/06	BET-4	W 5-3

Series Scoring	Total	Avg.
Notre Dame	172	5.5
St. John's	115	3.7

ND Most Runs (Gm): 18 (2003)
ND Widest Margin: 15 (18-3; 2003)
SJU Most Runs (Gm): 14 (1999)
SJU Margin: 9 (14-5; '99; 10-1; '06)
High-Scoring Game: 21 (ND 18-3; 2003)
Low-Scor: 3 (1998 twice; 2004)
Longest ND Win Streak: 5 (2000-02)
Longest SJU Win Streak: 3 (2005)
Shutouts By: ND 2, SJU 1

SETON HALL (25-10)

At Notre Dame: ND leads 16-2
At SHU: ND leads 8-7
Series Won: ND 9, SHU 2 (1 split)
BIG EAST Tournament: Tied 1-1
One-Run Wins: ND 5, SHU 4
Series Continuous Since: 1996
Current Streak: ND 6-3 in past nine

Date	Site	Result
5/17/12	SHU	W 4-3
5/4/96	ND (7)	W 7-1
5/4/96	ND	W 15-1
5/5/96	ND	W 10-1
3/22/97	SHU (7)	L 4-5
3/22/97	SHU	L 0-16
3/23/97	SHU	L 10-16
5/14/97	BET-1	W 4-3
4/25/98	SHU (7)	L 4-5
4/25/98	SHU	W 11-3
4/27/98	SHU	W 6-1
4/24/99	ND (7)	W 8-7
4/24/99	ND	L 1-7
4/25/99	ND	W 17-8
5/21/99	BET-2	L 3-11
4/20/00	ND (7)	W 11-5
4/20/00	ND	W 5-1
4/1/01	ND	W 15-3
4/20/02	SHU (7)	W 9-4
4/20/02	SHU	W 4-2
4/21/02	SHU	W 6-1
4/19/03	ND (7)	W 4-3
4/19/03	ND	W 9-3
4/23/04	SHU (7)	L 2-4
4/23/04	SHU	W 4-3
3/26/05	ND (7)	W 8-2
3/26/05	ND	W 4-1
5/13/06	SHU	L 6-7
5/13/06	SHU	W 14-12
5/14/06	SHU	L 1-2
5/4/07	ND	W 3-1
5/5/07	ND	W 6-4
5/6/07	ND	L 1-15



Steve Andres was one of five different Notre Dame players who delivered a hit with the Irish down to their final out, in a wild 11-inning game with Southern Illinois during the 2004 season. His RBI double tied that game in the ninth inning and helped earn him a spot on the Alamo City Irish Baseball Classic all-tournament team.

Series Scoring	Total	Avg.
Notre Dame	228	6.5
Seton Hall	162	4.6

ND Most Runs (Gm): 17 (1999)
SHU Most Runs (Gm): 16 (1997)
SHU Widest Margin: 14 (15-1; 1996)
ND Widest Margin: 16 (16-0; 1997)
High-Scoring Game: 26 ('97; 2006)
Low-Scoring Gm: 3 (SHU 2-1; 2006)
Longest ND Win Streak: 8 (2000-03)
Shutouts By: SHU 1, ND 1

SOUTH FLORIDA (5-2)

Date	Site	Result
3/3/01	St. Pete., FL	L 1-6
4/7/06	USF	W 9-6
4/7/06	USF	W 10-4
4/7/06	USF	W 10-1
5/23/06	BET-4	W 3-1
3/23/07	ND	W 1-0
3/24/07	ND	L 10-13
3/25/07	ND	L 1-9

Series Scoring	Total	Avg.
Notre Dame	45	6.4
South Florida	40	5.7

SOUTHERN ILLINOIS (9-4)

At SIU: Tied 1-1
At Neutral Sites: ND leads 8-1
In San Antonio: ND leads 7-0
One-Run Wins: ND 3, SIU 1
Current Streak: ND 9-2 since 1996

Date	Site	Result
6/3/70	OSU (NCAAs)	L 2-10
6/5/70	OSU (NCAAs)	L 0-1
3/14/96	S.A.	W 6-2
3/11/98	S.A.	W 4-3
2/28/99	N.O.	W 15-5
2/24/02	N.O.	L 2-6
3/14/02	S.A.	W 5-3
3/16/02	S.A.	W 3-2
3/6/04	S.A. (11)	W 12-11
3/20/04	SIU	L 4-8
3/21/04	SIU	W 5-3
3/17/06	S.A.	W 12-2
3/18/06	S.A.	W 40-40

Series Scoring	Total	Avg.
Notre Dame	74	5.7
Southern Illinois	56	4.3

ND Most Runs (Gm): 14 (1999)
ND Widest Margin: 10 (1999; 2006)
SIU Most Runs (Gm): 10 (1970)
SIU Margin: 8 (10-2; 1970)
High-Scoring Game: 23 (ND 12-1; 2004)
Low-Scor: 1 (SIU 1-0; 1970)
Longest ND Win Streak: 3 (three times)
Longest SIU Win Streak: 2 (1970)
Shutouts By: ND 1, SIU 1

TEXAS

PAN-AMERICAN (4-4)

In San Antonio: Tied 4-4
One-Run Wins: ND 2, UTPA 1

Date	Site	Result
3/15/95	S.A.	W 7-6
3/15/95	S.A.	L 1-5
3/16/95	S.A.	W 13-4
3/9/97	S.A.	W 5-4
3/10/97	S.A.	L 0-2
3/10/97	S.A.	L 2-5
2/24/01	S.A.	W 14-9
3/10/02	S.A.	L 5-6

Series Scoring	Total	Avg.
Notre Dame	47	5.9
Texas Pan-American	41	5.1

ND Most Runs (Gm): 14 (2001)
ND Widest Margin: 9 (13-4; 1995)
UTPA Most Runs (Gm): 6 (2002)
UTPA Margin: 4 (5-1; 1995)
High-Scoring Game: 12 (ND 14-9; 2001)
Low-Scor: 2 (UTPA 2-0; 1997)
Longest ND Win Streak: 2 (1995-97)
Longest UTPA Win Streak: 2 (1997)
Shutouts By: UTPA 1

TOLEDO (38-12)

Since 1995: ND leads 11-0
At ND: ND leads 26-6 (11-0 @Eck)
At Toledo: ND leads 12-6
One-Run Wins: ND 8, Toledo 5
Current Streak: ND 15 wins

Date	Site	Result
5/26/34	ND	W 7-5
5/4/35	Toledo	W 5-3
4/16/36	ND	W 7-6
5/1/36	Toledo	W 5-4
5/15/47	ND	W 8-5
6/3/48	Toledo	W 7-1
5/5/61	Toledo (14)	W 3-1
4/27/62	ND	L 8-9
4/28/62	ND	W 5-1
4/19/63	Toledo	W 14-3
4/20/63	Toledo	W 6-3
4/17/64	Toledo	W 10-6
4/9/65	ND	W 10-1
4/10/65	ND	W 8-2
4/10/65	ND	W 4-0
5/20/66	Toledo	L 5-7
5/12/67	Toledo	W 5-4
5/13/67	Toledo	L 2-4
5/10/68	ND	W 10-7
5/2/69	Toledo	W 16-3
5/3/69	Toledo	L 4-8
5/3/69	Toledo	W 1-0
4/24/70	ND	W 7-4
4/24/70	ND	W 7-4
4/25/70	ND	W 5-4
4/16/71	Toledo	L 1-2
4/17/71	Toledo	L 3-4
4/17/71	Toledo	W 5-2
4/7/74	ND	L 0-2
4/7/74	ND	W 4-1
4/13/75	Toledo	W 3-2
4/13/75	Toledo	L 1-6
4/11/76	ND	L 3-13
4/11/76	ND	L 3-11
4/2/77	ND	L 7-8
4/2/77	ND	L 4-5
4/6/92	COV	W 13-7
4/20/93	ND	W 5-2
4/20/93	ND (7)	W 2-1
4/7/94	ND	W 5-3
4/11/96	ND	W 8-6
4/24/97	ND	W 15-9
4/23/98	ND	W 15-4
4/13/00	ND	W 6-3
3/28/01	ND	W 6-1
4/17/02	ND	W 15-4
3/25/03	ND	W 8-3
4/21/04	ND	W 9-3
4/5/05	ND	W 6-2
4/18/06	ND	W 8-2
4/17/07	ND	W 8-7

Series Scoring	Total	Avg.
Notre Dame	332	6.6
Toledo	208	4.2

ND Most Runs (Gm): 16 (1969)
ND Widest Margin: 13 (16-3; 1969)
Tol. Most Runs (Gm): 13 (1976)
Tol. Widest Margin: 10 (13-3; 1976)
High-Scoring Gm: 24 (ND 15-9; '97)
Low-Scoring Game: ND 1-0 (1969)
Longest ND Win Streak: 14 (1992-)
Longest Tol. Win Streak: 5 ('75-'77)
Shutouts By: ND 2, Toledo 1

VALPARAISO (68-20)

Since 1995: ND leads 12-1
At ND: ND leads 44-10 (12-1 @Eck)
At Valparaiso: ND leads 22-9
NCAA Tournament: ND leads 2-1
One-Run Wins: ND 11, Valpo 3
Streak: ND 7-0 (14-1 since 1993)

Date	Site	Result
5/14/18	ND	W 4-2
5/15/20	ND	W 2-0
5/28/20	Valpo	W 2-1
5/19/58	ND	L 13-15
5/28/98	WMU (NCAA)	L 0-2
5/30/98	WM (NCAAs)	W 10-4
5/18/59	Valpo	W 9-5
5/15/61	ND	W 11-2
5/15/62	Valpo	W 4-3
5/14/63	ND	W 11-4
5/21/63	Valpo	L 4-13
5/31/63	Ill. (NCAAs)	W 5-2
5/12/64	Valpo	W 10-7
5/19/64	ND	W 4-3
5/11/65	ND (11)	L 1-3
5/18/65	Valpo	W 11-1
5/10/66	Valpo	W 6-5
5/16/67	Valpo	L 6-10
5/23/67	ND	W 5-1
5/14/68	ND	W 11-8
5/21/68	Valpo	W 3-2
5/13/69	Valpo	L 2-3
4/21/70	ND	W 5-1
5/19/70	Valpo	W 4-0
4/20/71	Valpo	W 4-2
4/27/71	ND	L 0-8
4/18/72	Valpo	W 12-5
5/9/72	ND	W 4-2
5/2/73	Valpo	W 5-3
5/8/73	ND	L 5-8
4/20/74	ND	W 6-0
4/9/75	ND	W 6-5
4/15/75	Valpo	L 3-5
4/6/76	Valpo	L 3-14
4/14/76	ND	W 13-10
4/12/77	Valpo	L 2-6
4/12/77	ND	W 12-8
4/5/78	ND	W 4-1
4/25/78	Valpo	L 1-2
4/10/79	ND	W 9-3
4/10/79	ND	W 2-0
4/20/80	Valpo	L 1-3
4/20/80	Valpo	W 9-2
5/6/80	ND	L 7-10
5/6/80	ND	W 8-3
5/5/82	ND	W 8-1
4/1/82	Valpo	W 3-0
4/1/82	Valpo	W 2-0
4/29/82	ND	W 2-1
4/29/82	ND	W 7-2
3/31/83	Valpo	W 4-2
3/31/83	Valpo	W 4-2
5/3/83	ND	L 2-6
5/3/83	ND	W 12-3
4/24/84	Valpo	W 9-5
4/24/84	Valpo	W 8-7
May '84	Valpo	L 7-11
4/16/85	ND	L 3-5
4/16/85	ND	W 6-4
4/2/86	Valpo	W 5-0
1987	ND	W 5-1
4/1/87	ND	L 5-9
5/7/88	Valpo	W 10-2
5/7/88	Valpo	W 9-3
5/8/88	ND	W 12-3
5/8/88	ND	W 6-5
5/1/89	Valpo	W 5-4
5/2/89	ND	W 15-14

S.A. – San Antonio, Texas (Wolff Stadium or Keefe Field)
M'dome – Metrodome (Minneapolis, MN)
TRS – Three Rivers Stadium
BET1 – Dodd Stadium (Norwich, CT)
BET2 – Waterfront Stad. (Trenton, NJ)
BET3 – Commerce Bank Ballpark (Bridgewater, NJ)
BET4 – BrightHouse Networks Field (Clearwater, FL)
BET8 – KeySpan Park (Brooklyn, NY)
COV – Coveleski Stadium (South Bend, IN)
Evansville – Bosse Field (Evansville, IN)
Home, FL – Homestead (FL) Sports Complex
St. Pete., FL – Florida Power Park
AL – University of Alabama
UF – University of Florida
Round Rock (TX) – Dell Diamond
RAF – Richie Ashburn Field (Philadelphia, PA)
SPF – Shirley Povich Field (Bethesda, MD)
VB – Villanova Ball Park (Plymouth Meeting, PA)

5/2/90	ND	W 6-4
5/2/90	ND	W 11-1
5/1/91	ND	W 12-0
5/1/91	ND	W 11-5
4/27/93	COV (7)	L 1-2
4/27/93	COV	W 6-5
4/21/94	ND	W 15-1
4/18/96	ND	W 11-3
4/29/97	ND	W 10-6
4/22/98	ND (9)	W 1-0
4/22/98	ND (7)	W 3-1
4/5/00	ND	W 7-2
4/25/01	ND (7)	W 7-3
4/25/01	ND (7)	L 2-4
4/3/02	ND (7)	W 16-0
4/3/02	ND (7)	W 12-1
4/2/03	ND	W 13-4
4/2/03	ND	W 13-4
4/17/04	ND	W 9-3
4/21/05	ND	W 9-8
3/28/06	ND	W 12-0

Series Scoring	Total	Avg.
Notre Dame	583	6.6
Valparaiso	339	3.9

Series Scoring	Total	Avg.
Notre Dame	239	7.5
Villanova	117	3.7

ND Most Runs (Gm): 15 (2001)
ND Widest Margin: 13 (15-2; 2001)
VU Most Runs (Gm): 11 (2000)
VU Margin: 6 (11-5; 2000)
High-Scoring Game: 24 (ND 14-10; '98)
Low-Scoring: 4 (three times)
Longest ND Win Streak: 6 (1998-00)
Longest VU Win Streak: 2 (1997)
Shutouts By: ND 2

WEST VIRGINIA (34-14)

Since 1995: ND leads 25-11
At ND: ND leads 16-6 (10-6 @Eck)
At WVU: ND leads 12-5
Season Series Won:
 ND 7, WVU 2 (2 splits)
BE Tournament: ND leads 6-2
Extra-Inning Wins: ND 4, WVU 1
One-Run Wins: ND 7
Series Continuous Since: 1996
Current Streak: ND 10-1 since 2003

Date	Site	Result
5/13/1902	ND	W 9-5
6/1/10	ND	W 6-1
5/9/12	WVU	L 1-7
5/10/12	WVU	W 4-2
5/11/14	WVU	W 12-3
4/30/27	ND	W 10-9
4/30/27	ND	W 8-6
5/4/28	ND	W 4-3
5/5/28	ND	W 14-2
4/13/55	WVU	L 3-5
3/29/56	Tall. (FAMU)	L 0-4
4/7/58	WVU	W 6-4
4/27/96	ND (7)	L 4-6
4/27/96	ND	L 5-8
5/14/96	BET-1	L 8-10
5/18/96	BET-1	W 5-2
5/18/96	BET-1	L 4-7
4/26/97	WVU (7)	L 5-7
4/26/97	WVU	W 7-6
5/15/97	BET-1	W 8-1
5/2/98	ND (7)	W 4-3
5/2/98	ND (10)	L 9-11
5/3/98	ND (15)	W 5-3
5/13/98	BET-1	W 5-4
3/20/99	WVU (7)	W 4-1
3/20/99	WVU	W 6-4
5/19/20/99	BET-2	W 7-2
4/15/00	WVU (10)	W 3-1
4/15/00	WVU	L 2-7
4/16/00	WVU	W 4-3
4/14/01	ND (7)	W 4-1
4/14/01	ND	W 8-1
4/9/02	WVU (7)	L 2-4
4/9/02	WVU (10)	W 10-6
5/3/03	ND (7)	W 1-0
4/3/03	ND	L 1-5
5/4/03	ND	L 5-7
5/22/03	BET-3	W 9-1
3/27/04	WVU (10)	W 5-3
3/27/04	WVU	W 4-0
3/28/04	WVU	W 6-2
5/20/05	ND (7)	W 3-1
5/20/05	ND	W 5-1
5/20/05	ND	W 7-3
5/24/06	BET-4	W 12-4
4/20/07	ND	W 5-2
4/21/07	ND	W 17-6
4/22/07	ND	L 7-16

Series Scoring	Total	Avg.
Notre Dame	273	5.7
West Virginia	202	4.2

ND Most Runs (Gm): 17 (2007)
ND Wide Margin: 12 (14-2, 1928)
WVU Most Runs (Gm): 16 (2007)
WVU Wide Margin: 11 (7-16, 2007)
High-Scoring: 23 (ND 17-6; WV 16-7; '07)
Low-Scoring Gm: ND 1-0 (2003)
ND Win Streak: 10 (2003-07)
WVU Win Streak: 3 (1996)
Shutouts By: ND 2, WVU 1

WESTERN MICHIGAN (64-63-1)

Since 1995: ND leads 9-2
At ND: ND leads 44-30 (9-1 @Eck)
At WMU: WMU leads 31-19-1
NCAA Tournament: ND leads 4-2
One-Run Wins: ND 19, WMU 17
Series Continuous Since: 1997
Current Streak: ND six wins

Date	Site	Result
5/6/16	ND	W 6-0
5/2/17	ND	W 9-3
4/27/22	ND	W 6-2
4/23/24	ND	W 10-1
6/7/24	WMU	L 1-2
4/28/25	ND	W 5-4
6/5/25	WMU	L 2-3
4/21/26	ND	W 5-4
4/24/28	ND	W 13-11
4/24/29	ND	W 4-1
5/4/32	ND	L 1-4
5/30/32	WMU	W 2-1
4/17/34	ND	L 7-14
5/10/34	ND	L 2-4
4/18/35	ND	W 6-5
5/11/35	ND	W 7-4
5/13/36	ND	W 9-8
5/23/36	WMU	W 4-1
5/8/37	ND	W 4-3
5/19/37	WMU	W 6-1
4/14/38	WMU	W 8-0
5/5/38	ND	W 9-8
4/22/39	ND	W 5-0
5/5/39	WMU	W 10-5
4/20/40	ND	L 6-9
4/25/40	WMU	W 2-1
4/23/41	WMU	L 2-11
4/26/41	ND	L 3-6
5/2/42	WMU	L 7-12
5/9/42	ND	W 2-0
4/23/43	WMU	L 2-4
5/1/43	ND	W 4-2
5/12/44	ND	L 5-8
5/13/44	ND	W 3-1
5/27/44	WMU	W 2-1
5/27/44	WMU	W 4-2
5/4/45	WMU	W 26-10
5/5/45	WMU	T 2-2
5/18/45	ND	L 6-13
5/19/45	ND	W 3-0
5/3/47	WMU	W 6-5
5/30/47	ND	L 3-7
5/31/47	ND	W 6-5
6/4/48	ND	W 13-0
6/5/48	ND	W 4-3
5/10/49	WMU	W 3-2
6/4/49	ND	W 7-4
6/13/49	Pur. (NCAAs)	W 9-1
4/22/50	WMU	L 1-8
6/3/50	ND	W 8-7
6/1/51	WMU	L 4-11
6/2/51	ND	L 5-9
5/6/52	WMU	L 0-4
5/15/52	ND	L 8-10
5/16/53	WMU	L 3-5
6/2/53	ND	W 10-9
5/1/54	WMU	W 7-4
6/2/54	ND	L 2-3
5/21/55	WMU	W 2-0
6/4/55	ND	L 10-15
5/4/56	WMU	W 7-2
5/22/56	ND	L 3-4



5/29/57	WMU (NCAA)	W	4-2
6/2/57	ND	L	2-4
5/23/58	WMU	L	1-2
5/30/58	WMU (NCAAs)	L	4-5
5/31/58	ND	L	2-5
5/16/59	WMU	L	0-3
5/30/59	ND (NCAAs)	L	0-2
5/30/59	ND (NCAAs)	L	6-9
4/29/60	ND	W	12-2
5/6/60	ND	L	4-7
4/21/62	WMU	L	8-10
5/24/63	ND	L	2-5
5/25/63	WMU	L	4-5
5/30/63	Ill. (NCAAs)	L	1-2
5/22/65	WMU	W	2-0
5/14/66	WMU	L	5-10
5/23/66	ND	L	3-6
5/6/67	ND	L	1-8
5/3/68	ND	W	6-4
5/4/68	WMU	L	0-6
4/25/69	ND	W	5-2
4/26/69	WMU (11)	L	6-7
4/17/70	WMU	L	4-5
4/18/70	ND	W	1-0
4/8/71	ND	L	7-10
4/10/71	WMU	L	2-3
4/25/73	ND	L	2-4
4/25/73	ND	W	3-2
5/3/74	WMU	W	3-2
5/3/74	WMU	W	15-10
4/19/76	WMU	L	1-4
4/19/76	WMU	L	1-2
5/2/77	ND	W	4-0
5/2/77	ND	W	4-9
4/12/78	WMU	L	4-7
4/12/78	WMU	L	1-2
5/4/79	ND	W	5-4
5/4/79	ND	L	1-11
4/22/80	WMU	L	8-9
4/22/80	WMU	L	12-16
4/28/82	WMU	L	1-5
4/28/82	WMU	L	2-3
5/2/83	ND	L	4-17
5/2/83	ND	W	11-7
5/2/84	WMU	L	2-4
5/2/84	WMU	W	4-1
5/1/85	ND	W	7-1
5/1/85	ND	W	2-1
4/30/86	WMU	L	7-8
4/30/86	WMU	L	4-5
4/27/87	ND	L	5-7
4/19/88	WMU	L	10-28
5/13/91	ND	L	5-8
4/5/92	COV	W	9-1
3/25/97	ND	W	16-6
4/1/98	ND	W	8-1
3/23/99	ND	W	12-8
4/25/00	Suth. Fld	L	7-11
5/2/01	ND	L	6-7
4/9/02	ND	W	5-4
4/9/03	ND	W	7-1
3/31/04	ND	W	12-3
3/29/05	ND	W	9-5
3/29/06	ND	W	2-0
3/21/07	ND	W	17-9

John Axford's 12 strikeouts in a 2003 win over Western Michigan (7-1) set the Eck Stadium record for Ks by a Notre Dame pitcher.

Series Scoring	Total	Avg.
Notre Dame	684	5.3
Western Michigan	651	5.1

ND Most Runs (Gm): 26 (1945)
WMU Most Runs (Gm): 28 (1988)
ND Widest Margin: 16 (26-10, 1945)
WMU Widest Margin: 18 (28-10, '88)
High-Scoring Gm: 38 (WMU 28-10, '88)
Low-Scoring Game: 2 (5 times)
ND Win Streak: 10 ('35-'39)
WMU Win Streak: 7 (57-'59)
Shutouts By: ND 11, WVU 4

WISCONSIN-MILWAUKEE (9-3)

At ND: ND leads 9-3
NCAA Tournament: ND leads 1-0
One-Run Wins: ND 2, UWM 1

Date	Site	Result
4/15/94	ND	W 12-3
4/15/94	ND	W 14-8
4/7/95	ND	L 6-10
4/8/95	ND	W 7-6
4/8/95	ND	W 10-1
4/8/96	ND	W 8-6
4/3/97	ND (7)	W 12-7
4/3/97	ND (7)	L 1-2
4/13/98	ND	W 4-1
3/30/99	ND	W 7-6
3/29/00	ND	L 3-14
5/26/01	ND (NCAA)	W 12-4

Series Scoring	Total	Avg.
Notre Dame	96	8.0
Wis.-Milwaukee	68	5.7

ND Most Runs (Gm): 14 (1994)
ND Widest Margin: 9 (twice)
UWM Most Runs (Gm): 14 (2000)
UWM Margin: 9 (14-3; 2000)
High-Scoring Game: 22 (ND 14-8; '94)
Low-Scoring: 3 (UWM 2-1; 1997)
Longest ND Win Streak: 4 (1995-97)
Longest UWM Win Streak: 1
Shutouts By: None

XAVIER (56-20)

At ND: ND leads 18-7
At Xavier: ND leads 28-13
One-Run Wins: ND 11, XAV 4
Current Streak: ND 12 straight wins

Date	Site	Result
4/21/22	XAV	W 4-1
4/7/23	XAV	W 6-4
4/19/24	XAV	W 4-0
4/18/48	XAV	L 3-4
4/18/48	XAV	W 5-2
5/19/68	XAV	L 4-7
5/11/69	ND	W 9-2
5/10/70	XAV	W 4-0
5/10/70	XAV	W 6-5
5/2/71	ND	L 6-8
4/29/72	XAV	L 1-5
4/15/73	ND	W 6-4
4/15/73	ND	W 11-3
5/4/75	ND	W 3-2
5/4/75	ND	W 7-3
4/30/76	XAV	L 1-4

4/30/76	XAV	W	2-1
5/1/77	ND	W	5-4
5/1/77	ND	W	5-3
4/30/78	XAV	L	0-1
4/30/78	XAV	W	5-4
4/29/79	ND	W	9-8
4/4/83	ND	L	3-6
4/4/83	ND	W	9-0
4/5/83	ND	W	4-3
4/5/83	ND	W	5-3
4/14/84	XAV	L	1-4
4/14/84	XAV	W	12-9
4/15/84	XAV	L	1-4
4/15/84	XAV	L	3-14
4/13/85	ND	L	0-4
4/13/85	ND	W	5-4
4/14/85	ND	L	3-13
4/14/85	ND	L	8-13
4/12/86	XAV	L	3-15
4/12/86	XAV	W	7-5
4/13/86	XAV	L	5-7
4/13/86	XAV	L	2-5
5/2/87	ND	L	0-2
5/2/87	ND	W	4-1
4/9/88	XAV	W	14-2
4/9/88	XAV	W	13-4
4/10/88	XAV	W	6-1
4/10/88	XAV	W	7-6
4/9/89	XAV	W	3-2
4/9/89	XAV	W	12-3
4/10/89	XAV	W	12-1
4/10/89	XAV	W	6-3
4/29/89	ND	W	3-0
4/29/89	ND	W	11-6
4/30/89	ND	W	8-5
4/30/89	ND	L	2-6
4/14/90	XAV	W	6-4
4/15/90	XAV	L	2-3
4/15/90	XAV	W	4-2
4/16/90	XAV	W	2-0
5/5/90	ND	W	8-6
5/5/90	ND	W	17-13
5/6/90	ND	W	6-2
5/6/90	ND	W	14-4
4/13/91	ND	W	12-5
4/14/91	ND	W	7-6
4/14/91	ND	W	9-3
4/25/92	XAV	L	0-1
4/25/92	XAV	W	5-3
4/26/92	XAV	W	11-5
4/26/92	XAV	W	9-1
3/27/93	XAV	W	6-0
3/27/93	XAV	W	18-5
3/28/93	XAV	W	14-4
3/28/93	XAV	W	8-4
4/8/94	ND	W	13-2
4/8/94	ND	W	11-6
4/9/94	ND	W	14-3
4/9/94	ND	W	15-3
5/13/95	COV	W	9-7

Series Scoring	Total	Avg.
Notre Dame	498	6.6
Xavier	318	4.2

ND Most Runs (Gm): 18 (1993)
ND



Rawlings®



Rawlings®

**BIG
STICK**



Rawlings®

2 1/4" DIA. CU 31 ALLOY 6061-T3 OFFICIAL BASEBALL



Rawlings



Rawlings®

One way or another, we'll impact
the outcome of today's game.

On any field, at any level, from the Little League right on up to the Majors, Rawlings is proud to be a part of every game. So whether it's

Rawlings®

thrown, hit, caught or worn, look for the Rawlings name. You'll find it all at your nearest Rawlings Sporting Goods dealer.