

# SERIES RECORDS

## 2007-08 NAVY WRESTLING

### Navy vs. The Conferences

Opponent	Matches	Rec.	Pct.	Last Match
Atlantic Coast	172	136-32-4	80.2	1/21/07 - NC St., W, 23-16
Big Ten	119	44-68-7	39.9	11/12/06 - NW, L, 16-20
Big 12	25	3-22-0	12.0	1/6/07 - OSU, L, 17-19
Colonial	49	42-7-0	85.7	1/26/02 - Drexel, L, 15-20
EIWA	353	284-61-8	81.6	2/18/07 - Army, W, 29-6
EWL	84	59-23-2	71.4	1/18/98 - Bloomsburg, L, 15-18
Independents	12	11-1-0	91.7	1/7/06 - Utah Valley St., W, 39-7

Opponent	Matches	Rec.	Pct.	Last Match
Mid-American	6	5-1-0	83.3	2/7/04 - E. Michigan, W, 24-15
Pac-10	27	18-9-0	66.7	11/12/05 - UC Davis, W, 23-13
PSAC	2	1-1-0	50.0	1/14/95 - Edinboro, L, 17-20
Southern	21	18-2-1	88.1	1/7/06 - UT-Chattanooga, W, 26-14
Division II	17	16-0-1	97.1	1/3/04 - Neb.-Kearney, W, 30-3
Division III	65	57-7-1	88.5	11/8/03 - Menlo College, W, 41-0
NAIA	1	1-0-0	100.0	11/12/06 - Cumberland, W, 35-6

### EIWA Opponents

Opponent	Matches	Rec.	Pct.	Inaugural		W	L
				Mtg.	Last Match		
<b>American</b>	<b>5</b>	<b>5-0-0</b>	<b>100.0</b>	<b>1997</b>	<b>12/8/06</b>	<b>W</b>	<b>31-9</b>
<b>Army</b>	<b>51</b>	<b>41-5-5</b>	<b>85.3</b>	<b>1957</b>	<b>2/18/07</b>	<b>W</b>	<b>29-6</b>
Brown	8	8-0-0	100.0	1922	1/6/07	W	35-3
Bucknell	20	19-1-0	95.0	1979	2/10/07	W	31-9
<b>Columbia</b>	<b>22</b>	<b>22-0-0</b>	<b>100.0</b>	<b>1911</b>	<b>1/25/97</b>	<b>W</b>	<b>37-3</b>
Cornell	26	20-6-0	76.9	1912	1/8/98	L	3-32
<b>East Stroudsburg</b>	<b>11</b>	<b>11-0-0</b>	<b>100.0</b>	<b>1970</b>	<b>1/24/07</b>	<b>W</b>	<b>40-6</b>
Franklin & Marshall	18	18-0-0	100.0	1952	12/11/04	W	34-12
Harvard	10	9-0-1	95.0	1932	1/13/73	W	35-7
<b>Lehigh</b>	<b>87</b>	<b>46-41-0</b>	<b>52.9</b>	<b>1910</b>	<b>1/13/07</b>	<b>W</b>	<b>26-12</b>
Penn	35	32-3-0	91.4	1909	2/8/03	L	15-17
Princeton	39	34-3-2	89.7	1910	2/15/03	W	34-15
<b>Rutgers</b>	<b>21</b>	<b>19-2-0</b>	<b>90.5</b>	<b>1950</b>	<b>12/1/06</b>	<b>W</b>	<b>42-0</b>

Opponent	Matches	Rec.	Pct.	Inaugural		W	L
				Mtg.	Last Match		
Alabama Polytechnic	1	1-0-0	100.0	1948	1/17/48	W	27-5
Appalachian State	3	3-0-0	100.0	1983	1/2/90	W	22-9
Arizona State	1	0-1-0	00.0	1990	1/27/90	L	12-24
Ashland College	3	3-0-0	100.0	1971	1/18/98	W	23-13
Auburn	1	1-0-0	100.0	1966	1/15/66	W	31-3
Baltimore Polytechnic	1	1-0-0	100.0	1922	1/30/22	W	29-0
Baltimore YMCA	2	2-0-0	100.0	1924	1/29/97	W	16-9
Bloomsburg	6	4-2-0	66.7	1975	1/18/98	L	15-18
Boston U.	1	1-0-0	100.0	1978	2/18/78	W	35-6
Brigham Young	1	1-0-0	100.0	1993	1/8/93	W	22-12
Brooklyn Polytechnic	1	1-0-0	100.0	1924	2/2/24	W	28-0
Buena Vista	1	1-0-0	100.0	1988	1/2/88	W	29-9
Buffalo	2	2-0-0	100.0	1973	1/18/75	W	27-6
C.W. Post/Long Island	1	1-0-0	100.0	1980	1/19/80	W	30-12
Cal Poly	8	4-4-0	50.0	1970	11/13/04	W	26-16
Cal State Bakersfield	3	2-1-0	66.7	1995	11/12/05	W	30-13
Cal State Fullerton	2	2-0-0	100.0	2004	11/11/05	W	29-6
Cal Univ. (Pa.)	1	1-0-0	100.0	1980	12/9/80	W	38-2
Canadian National Team	2	2-0-0	100.0	1925	2/27/26	W	29-0
Central Florida	3	3-0-0	100.0	1982	12/8/85	W	42-2
Central Oklahoma	4	4-0-0	100.0	1982	1/2/86	W	27-14
Chicago	1	1-0-0	100.0	1935	2/9/35	W	30-0
Citadel	1	1-0-0	100.0	1984	12/8/84	W	50-0
Clarion	2	2-0-0	100.0	1975	1/24/76	W	20-17
Clemson	4	2-2-0	50.0	1981	1/14/94	L	16-17
Cleveland State	4	1-3-0	25.0	1977	1/13/96	W	23-9
Coast Guard	4	4-0-0	100.0	1946	1/13/62	W	29-2
Colgate	2	2-0-0	100.0	1970	1/29/81	W	36-3
Coppin State	3	3-0-0	100.0	1991	1/16/99	W	39-9
Cumberland	1	1-0-0	100.0	2006	11/12/06	W	35-6
Dartmouth	2	2-0-0	100.0	1921	1/11/47	W	24-6
Davidson	1	1-0-0	100.0	1925	2/7/25	W	27-0
Delaware State	4	4-0-0	100.0	1993	2/12/05	W	48-0
Drake	1	1-0-0	100.0	1971	12/16/71	W	34-8

Opponent	Matches	Rec.	Pct.	Inaugural		W	L
				Mtg.	Last Match		
Drexel	13	9-4-0	69.2	1986	1/26/02	L	15-20
Duke	13	12-1-0	92.3	1925	2/13/00	W	21-14
Duquesne	2	2-0-0	100.0	1998	1/16/99	W	29-9
East Carolina	1	1-0-0	100.0	1980	2/17/80	W	28-13
Eastern Michigan	2	2-0-0	100.0	1996	2/7/04	W	24-15
Edinboro	2	1-1-0	50.0	1992	1/14/95	L	17-20
Florida	2	0-2-0	00.0	1977	12/16/78	L	12-31
Fresno State	1	0-1-0	00.0	2001	11/10/01	L	13-28
George Mason	5	5-0-0	100.0	1983	1/6/90	W	21-16
Gettysburg	5	5-0-0	100.0	1948	12/12/59	W	29-5
Hofstra	5	5-0-0	100.0	1961	2/16/74	W	34-8
Howard	2	2-0-0	100.0	1996	1/16/99	W	31-21
Illinois	2	1-1-0	50.0	1952	1/14/95	L	13-20
Indiana	3	1-2-0	33.3	1923	2/12/38	L	6-22
Iowa State	3	0-3-0	00.0	1926	1/20/73	L	5-35
James Madison	2	2-0-0	100.0	1988	1/15/00	W	21-15
Kansas State	4	2-2-0	50.0	1936	1948	W	31-3
Kent State	2	1-1-0	50.0	1996	1/12/97	L	12-21
Kentucky	1	1-0-0	100.0	1974	12/7/74	W	25-12
Lafayette	4	4-0-0	100.0	1914	2/15/81	W	40-5
Liberty	1	1-0-0	100.0	1982	2/6/82	W	34-2
Lock Haven	2	2-0-0	100.0	1990	1/11/92	W	22-14
Louisiana State	1	0-1-0	00.0	1984	1/11/84	L	13-19
Lycoming	2	2-0-0	100.0	1977	1/11/86	W	44-6
Mankato State	1	1-0-0	100.0	1970	12/18/70	W	27-10
<b>Maryland</b>	<b>58</b>	<b>48-7-3</b>	<b>85.3</b>	<b>1951</b>	<b>1/10/07</b>	<b>W</b>	<b>25-12</b>
Massachusetts	3	3-0-0	100.0	1975	1/23/82	W	37-3
Menlo College	3	3-0-0	100.0	2001	11/8/03	W	41-0
Merchant Marine	4	4-0-0	100.0	1946	1/14/61	W	23-3
Miami (Ohio)	2	2-0-0	100.0	1996	1/18/98	W	19-13
Michigan	7	2-5-0	28.6	1933	12/5/70	L	14-17
Minnesota	3	3-0-0	100.0	1966	1/10/92	W	25-9
Missouri	2	1-1-0	50.0	1970	1/4/03	L	12-30
MIT	3	3-0-0	100.0	1922	2/9/24	W	22-3
Morgan State	1	1-0-0	100.0	1982	1/15/82	W	37-6
Muhlenburg	3	3-0-0	100.0	1945	2/1/47	W	34-0
Nebraska	4	2-2-0	50.0	1937	1/8/05	L	12-21
Nebraska - Kearney	1	1-0-0	100.0	2004	1/3/04	W	30-3
Nebraska - Omaha	1	0-0-1	50.0	1971	1/13/71	T	17-17
New York University	1	1-0-0	100.0	1993	1/5/93	W	38-10
N.C. Pre-Flight School	2	2-0-0	100.0	1944	2/24/45	W	26-6
North Carolina	50	33-16-1	67.0	1930	1/20/07	W	25-9
<b>NC State</b>	<b>30</b>	<b>22-8-0</b>	<b>73.3</b>	<b>1949</b>	<b>1/20/07</b>	<b>W</b>	<b>23-16</b>
Northern Iowa	2	2-0-0	100.0	1970	1/14/95	W	33-6
Northwestern	7	4-3-0	57.1	1931	11/12/06	L	16-20
Notre Dame	1	1-0-0	100.0	1979	12/8/79	W	29-10
Ohio State	4	1-3-0	25.0	1940	1/9/99	L	6-26
<b>Oklahoma</b>	<b>10</b>	<b>0-10-0</b>	<b>00.0</b>	<b>1965</b>	<b>1/6/07</b>	<b>L</b>	<b>9-30</b>
Oklahoma State/A&M	6	0-6-0	00.0	1927	1/6/07	L	17-19
Old Dominion	6	6-0-0	100.0	1966	1/13/95	W	23-12
Oregon State	5	3-2-0	60.0	1985	11/28/89	L	14-20
Penn State	85	30-48-7	39.4	1910	12/9/05	L	6-28

Opponent	Matches	Rec.	Pct.	Inaugural			Last Match
				Mtg.	W	L	
Pittsburgh	39	25-12-2	66.7	1916	12/1/95	L	15-20
Pittsburgh - Johnstown	1	1-0-0	100.0	1982	1/9/82	W	42-3
Purdue	3	1-2-0	33.3	1996	1/7/06	W	25-12
Rhode Island	4	2-2-0	50.0	1974	2/17/78	L	16-23
Rider	16	13-3-0	81.3	1981	1/8/98	L	13-19
Sacramento City College	1	1-0-0	100.0	2002	11/9/02	W	47-0
Sacred Heart	1	1-0-0	100.0	2002	1/26/02	W	33-12
Shippensburg	1	1-0-0	100.0	1987	2/21/87	W	35-6
South Dakota State	1	1-0-0	100.0	1970	12/19/70	W	31-3
Southern Connecticut St.	2	2-0-0	100.0	1980	1/24/81	W	43-6
Southern Illinois	5	5-0-0	100.0	1972	12/6/78	W	34-6
Springfield College	3	3-0-0	100.0	1967	1/13/73	W	33-0
Stanford	4	4-0-0	100.0	2001	11/8/03	W	30-6
Stetson	2	2-0-0	100.0	1984	1/2/86	W	44-3
SUNY Maritime	1	1-0-0	100.0	1980	1/19/80	W	59-0
Swarthmore	1	1-0-0	100.0	1944	1/29/44	W	27-3
Syracuse	30	19-9-2	66.7	1957	1/6/96	W	21-15
Temple	13	12-1-0	92.3	1942	1/9/82	W	26-8
Tennessee	2	2-0-0	100.0	1973	1/6/82	W	31-16
Tenn.-Chattanooga	1	1-0-0	100.0	2006	1/7/06	W	26-14

Opponent	Matches	Rec.	Pct.	Inaugural			Last Match
				Mtg.	W	L	
Toledo	1	1-0-0	100.0	1988	12/31/88	W	28-9
Toronto	1	1-0-0	100.0	1931	1/24/31	W	34-0
Tufts	2	2-0-0	100.0	1921	1/30/32	W	32-0
UC Davis	4	3-1-0	75.0	2001	11/12/05	W	23-13
UCLA	1	0-1-0	00.0	1978	1/2/78	L	13-20
Utah Valley State	1	1-0-0	100.0	2006	1/7/06	W	39-7
Virginia	6	6-0-0	100.0	1951	1/15/00	W	27-12
VMI	15	12-2-1	83.3	1922	1/23/71	W	37-2
Virginia Tech	15	15-0-0	100.0	1928	1/13/94	W	28-11
Washington	1	0-1-0	00.0	2006	12/14/06	L	15-24
Washington & Lee	9	8-0-1	94.4	1922	1/13/51	W	31-3
West Chester	3	3-0-0	100.0	1975	2/19/77	W	22-15
West Virginia	31	25-6-0	80.6	1921	1/17/97	W	22-15
Western Maryland	1	1-0-0	100.0	1928	1/28/28	W	33-0
Wilkes	25	18-7-0	72.0	1973	12/3/96	W	48-0
William & Mary	14	13-1-0	92.9	1969	2/9/91	W	35-11
<b>Wisconsin</b>	<b>5</b>	<b>1-4-0</b>	<b>20.0</b>	<b>1993</b>	<b>11/12/06</b>	<b>L</b>	<b>7-29</b>
Wyoming	1	0-1-0	00.0	2001	1/6/01	L	12-18
Yale	25	20-5-0	80.0	1911	1/12/91	W	29-8

\*\*\* 2007-08 opponents in bold \*\*\*

## Navy vs. 2007-08 Dual Meet Opponents

### ▷ American 5-0-0

H:	A:	N:	W	L	T
3-0-0	2-0-0	0-0-0			
1/12/97	Home	W	30-10		
2/7/03	Away	W	40-6		
2/12/05	Home	W	30-13		
2/10/06	Away	W	23-13		
12/8/06	Home	W	31-9		

### ▷ Columbia 22-0-0

H:	A:	N:	W	L	T
14-0-0	7-0-0	1-0-0			
3/11/11	Home	W	6-1		
2/8/13	Home	W	14-4		
3/7/14	Home	W	26-6		
2/22/19	Home	W	27-4		
2/28/20	Home	W	33-0		
3/6/43	Home	W	29-3		
2/19/44	Home	W	31-5		
1/20/45	Away	W	38-0		
2/2/46	Home	W	31-3		
2/15/47	Away	W	22-8		
2/7/48	Home	W	33-5		
1/8/49	Away	W	32-0		
1/7/50	Home	W	24-6		
3/7/53	Home	W	22-6		
2/13/54	Away	W	27-3		
2/19/55	Home	W	28-5		
2/18/56	Away	W	36-0		
2/2/57	Home	W	29-5		
1/11/58	Away	W	34-0		
1/20/79	Home	W	31-6		
1/19/80	Away	W	27-10		
1/25/97	Neutral	W	37-3		

### ▷ East Stroudsburg 11-0-0

H:	A:	N:	W	L	T
4-0-0	4-0-0	3-0-0			
12/12/70	Neutral	W	32-5		
1/17/87	Away	W	35-8		
1/16/88	Neutral	W	30-12		
1/14/89	Home	W	34-9		
1/13/90	Away	W	32-11		
1/12/91	Neutral	W	36-9		
2/10/96	Home	W	29-7		
12/8/01	Home	W	41-3		

1/23/04	Away	W	32-7		
1/13/06	Away	W	30-3		
1/24/07	Home	W	40-6		

### ▷ Lehigh 46-41-0

H:	A:	N:	W	L	T
36-19-0	10-22-0	0-0-0			
2/26/10	Home	W	5-2		
2/17/12	Home	W	6-1		
2/15/13	Home	L	6-11		
2/14/14	Home	W	32-0		
2/13/15	Home	W	18-11		
2/9/18	Home	W	26-4		
2/8/19	Home	W	27-5		
2/7/20	Home	W	31-0		
2/25/22	Home	W	27-0		
2/10/23	Home	W	20-10		
1/26/24	Home	W	16-11		
1/17/25	Home	W	19-6		
3/13/26	Away	W	13-9		
3/5/27	Home	L	11-14		
2/11/28	Home	L	9.5-15.5		
2/2/29	Home	L	8-15		
2/15/30	Home	W	27-3		
2/28/31	Home	L	9-19		
1/23/32	Home	W	23-13		
2/25/33	Away	L	12-16		
3/10/34	Home	L	11-19		
2/16/35	Home	W	26-8		
3/6/37	Away	L	15-21		
2/5/38	Home	L	4.5-25.5		
2/4/39	Home	L	12.5-7.5		
2/17/40	Home	W	17-11		
2/22/41	Away	W	21-9		
2/5/44	Home	W	25-5		
2/28/48	Home	W	18-11		
2/19/49	Home	W	19-16		
2/18/50	Away	L	7-24		
2/16/52	Home	W	18-10		
2/28/53	Away	L	6-22		
2/27/54	Home	W	16-14		
3/5/55	Away	L	8-19		
2/25/56	Home	W	20-13		
2/23/57	Away	L	6-22		
2/8/58	Home	L	11-14		

2/7/59	Away	L	5-21		
2/5/60	Home	W	18-13		
2/4/61	Away	L	8-24		
2/3/62	Home	L	9-18		
2/2/63	Away	L	6-23		
2/8/64	Home	W	20-11		
2/6/65	Away	L	11-17		
2/5/66	Home	W	19-14		
2/4/67	Away	L	11-20		
2/3/68	Home	W	21-13		
2/8/69	Away	W	22-12		
2/7/70	Home	W	23-13		
2/6/71	Away	W	23-14		
2/5/72	Home	W	26-8		
2/3/73	Away	W	21-15		
2/2/74	Home	W	20-12		
2/1/75	Away	L	14-18		
1/31/76	Home	W	22-16		
1/29/77	Away	L	16-25		
1/28/78	Home	L	18-24		
1/27/79	Away	L	11-33		

2/9/80	Home	L	10-25		
2/14/81	Away	L	19-21		
2/13/82	Home	W	35-10		
2/18/83	Away	W	24-20		
2/11/84	Home	L	12-22		
2/9/85	Away	L	17-25		
2/8/86	Home	L	12-28		
2/7/87	Away	L	16-22		
2/6/88	Home	W	21-13		
2/4/89	Away	W	21-19		
2/3/90	Home	W	23-11		
2/2/91	Away	W	29-8		
2/1/92	Home	W	25-9		
1/30/93	Away	W	19-12		
1/28/94	Home	W	27-6		
1/28/95	Away	W	22-9		
1/27/96	Home	W	19-15		
1/25/97	Away	L	13-24		
1/24/98	Home	L	3-37		
1/23/99	Away	L	3-33		
1/22/00	Home	L	12-26		



Justin Jacobs earned an 8-3 victory over 165-pound Manuel Schubert in last year's victory over Lehigh.

# SERIES RECORDS

## 2007-08 NAVY WRESTLING

1/12/01	Home	L	15-22
1/25/02	Away	L	10-25
1/24/03	Home	L	0-37
1/24/04	Away	L	9-29
1/15/05	Home	L	16-20
1/14/06	Away	L	12-20
1/13/07	Home	W	16-12

### ▷ Maryland 48-7-3

H:	A:	N:	
29-3-1	19-4-2	0-0-0	
1/20/51	Home	W	24-6
1/19/52	Home	W	21-9
1/31/53	Home	L	11-15
1/20/54	Home	W	22-6
2/5/55	Home	W	21-7
2/4/56	Home	W	24-6
2/16/57	Home	W	15-9
1/18/58	Away	T	14-14
1/17/59	Home	L	10-19
1/16/60	Home	W	24-5
1/21/61	Away	L	8-18
1/20/62	Home	T	12-12
2/9/63	Away	L	8-17
2/15/64	Home	W	23-9
2/13/65	Away	L	11-17
2/12/66	Home	W	23-6
2/11/67	Away	W	21-10
2/10/68	Home	W	26-8
2/22/69	Away	T	15-15
2/21/70	Home	W	34-0
2/20/71	Away	W	28-6
12/5/71	Home	W	24-12
2/16/73	Away	W	24-6
1/9/74	Home	W	34-5
1/18/75	Away	W	23-15
1/17/76	Home	W	23-9
1/15/77	Home	W	24-11
1/14/78	Home	W	35-5
1/13/79	Away	W	36-9
1/14/80	Home	W	26-15
1/17/81	Away	W	26-8
1/9/82	Home	W	27-11
1/11/83	Away	W	25-12
2/4/84	Home	W	32-3
2/14/85	Away	W	21-17
2/12/86	Home	L	18-22
2/12/87	Away	W	29-12

2/13/88	Home	W	22-11
2/14/89	Away	W	28-10
2/6/90	Home	W	33-7
2/12/91	Away	W	21-15
2/5/92	Home	W	22-13
2/3/93	Away	W	16-15
1/13/94	Away	W	21-15
2/8/94	Home	W	22-14
2/9/95	Away	W	24-12
2/7/96	Home	W	18-13
2/6/97	Away	L	13-24
1/13/98	Home	W	23-11
1/13/99	Away	W	33-9
1/11/00	Home	W	22-12
1/17/01	Away	W	27-13
1/16/02	Home	W	24-12
1/15/03	Away	W	26-9
1/14/04	Home	W	39-3
1/13/05	Away	W	35-6
1/11/06	Home	W	33-9
1/10/07	Away	W	25-12

### ▷ NC State 22-8-0

H:	A:	N:	
15-1-0	7-6-0	0-1-0	
1/15/49	Home	W	28-5
1/22/77	Home	W	26-9
1/7/78	Home	W	27-13
1/9/79	Away	L	15-19
1/10/80	Home	L	12-20
1/9/81	Neutral	L	15-20
1/22/83	Home	W	20-16
1/20/84	Away	W	27-15
12/8/84	Home	W	24-15
1/17/86	Away	L	14-18
1/26/87	Home	W	38-5
2/19/88	Away	L	13-21
2/4/89	Home	W	21-13
2/17/90	Away	W	20-13
2/17/91	Home	W	26-12
2/16/92	Away	L	15-22
2/20/93	Home	W	24-13
2/19/94	Away	W	24-16
2/18/95	Home	W	19-18
2/17/96	Away	L	12-31
1/6/97	Home	W	31-6
2/14/98	Away	L	15-23
2/13/99	Home	W	25-9



Tyler Moyer produced a 10-8 victory over 197-pound Karim Mohmoud in last year's 41-0 victory over Rutgers.

2/12/00	Away	W	28-7
2/10/01	Home	W	19-16
2/9/02	Away	W	24-12
2/8/03	Home	W	27-16
1/29/05	Away	W	34-6
1/28/06	Home	W	38-0
1/20/07	Away	W	23-16

### ▷ Wisconsin 1-3


H:	A:	N:	
0-1-0	1-0-0	0-2-0	
1/9/93	Home	L	12-18
1/14/94	Away	W	23-14
1/6/01	Neutral	L	9-25
1/5/02	Neutral	L	3-35
11/12/06	Neutral	L	7-29

### ▷ Oklahoma 0-10-0

H:	A:	N:	
0-4-0	0-1-0	0-5-0	
12/4/65	Home	L	12-21
12/17/69	Home	L	5-26
1/12/74	Home	L	14-20
1/8/93	Home	L	12-24
12/4/98	Away	L	6-36
1/5/02	Neutral	L	9-29
1/4/03	Neutral	L	6-27
1/3/04	Neutral	L	13-21
1/8/05	Neutral	L	12-29
1/6/07	Neutral	L	9-30

### ▷ Rutgers 19-2-0

H:	A:	N:	
10-2-0	9-0-0	0-0-0	
2/11/50	Home	W	15-14
2/3/51	Home	L	11-4
1/15/55	Home	W	19-11
1/14/56	Away	W	22-6
12/13/74	Away	W	28-9
12/13/75	Home	W	35-5
12/11/76	Away	W	31-8
12/10/77	Home	W	26-12
1/18/80	Away	W	33-7
1/24/81	Home	W	40-8
1/23/82	Away	W	43-5
1/22/83	Home	W	33-6
1/30/99	Home	W	23-15
1/29/00	Away	W	20-12
1/27/01	Home	L	15-21
1/12/02	Away	W	19-16
1/11/03	Home	W	18-13
1/10/04	Away	W	25-10
1/26/05	Home	W	35-7
12/3/05	Away	W	21-12
12/1/07	Home	W	42-0



Two-time NCAA qualifier Joe Baker earned a 3-1 victory over Oklahoma's Joe Comparin at 133 pounds at the Lone Star Duals.

There are few rivalries in all of sports that compare to that of Army-Navy. On the mat, Army-Navy wrestling is no exception. The two schools have been going to battle on the mat every year since 1957, when the Mids topped the Cadets, 17-8. Army then took four of the next five matches, before Navy went on the most dominant streak in the history of intercollegiate competition between the two academies. From 1963 to 1996, the Mids went 34 consecutive matches without a loss. Navy won 30 and tied four between 1963's 18-9 win, and 1996's 21-9 win. Through the streak, there were a few close matches, like Navy's 22-18 win in 1993. But the majority were lopsided, such as the Mids' 40-2 win in 1975. Navy's dominance was most evident in the 1970s, when Navy never failed to score fewer than 23 points, and never gave up more than 14. The average score between 1970 and 1979 was an amazing Navy 31.3, Army 6.7.

In 2001, Navy kicked off its current seven-match winning streak by capturing an exciting 19-13 victory at West Point. In 2002, the Mids scored an electrifying 22-9 win over the Black Knights in Alumni Hall with a crowd of over 3,000 looking on that included Secretary of Defense Donald Rumsfeld. Last February at West Point, the Midshipmen claimed eight of the 10 bouts, including five of the first six matches to lead Navy to its seventh-straight win over archrival Army.

The Mids own a 10-match unbeaten streak against the Black Knights that dates back to 1997. In the last 45 matches between the two teams, Navy is a remarkable 39-1-5.



John Jarred, Navy's 2006-07 team captain, led the Midshipmen to a 29-6 victory over Army last year. Navy's Class of '07 owned a 4-0 record against the Black Knights, outscoring its foe, 98-34.

### Year-By-Year Army-Navy Results

Date	Location	Score
<b>March 2, 1957</b>	<b>Annapolis</b>	<b>Navy, 17-8</b>
March 1, 1958	West Point	Army, 20-8
<b>Feb. 28, 1959</b>	<b>Annapolis</b>	<b>Navy, 17-9</b>
Feb. 27, 1960	West Point	Army, 16-15
Feb. 25, 1961	Annapolis	Army, 15-14
Feb. 24, 1962	West Point	Army, 20-8
<b>Feb. 23, 1963</b>	<b>Annapolis</b>	<b>Navy, 18-9</b>
Feb. 29, 1964	West Point	Tie, 14-14
Feb. 27, 1965	Annapolis	Tie, 16-16
<b>Feb. 26, 1966</b>	<b>West Point</b>	<b>Navy, 19-14</b>
<b>Feb. 25, 1967</b>	<b>Annapolis</b>	<b>Navy, 25-10</b>
<b>Feb. 24, 1968</b>	<b>West Point</b>	<b>Navy, 19-13</b>
<b>March 1, 1969</b>	<b>Annapolis</b>	<b>Navy, 22-11</b>
<b>Feb. 28, 1970</b>	<b>West Point</b>	<b>Navy, 26-6</b>
<b>Feb. 27, 1971</b>	<b>Annapolis</b>	<b>Navy, 25-8</b>
<b>March 4, 1972</b>	<b>Annapolis</b>	<b>Navy, 37-3</b>
<b>March 3, 1973</b>	<b>West Point</b>	<b>Navy, 23-14</b>
<b>Feb. 23, 1974</b>	<b>Annapolis</b>	<b>Navy, 34-3</b>
<b>Feb. 22, 1975</b>	<b>West Point</b>	<b>Navy, 40-2</b>
<b>Feb. y 21, 1976</b>	<b>Annapolis</b>	<b>Navy, 40-5</b>
<b>Feb. 26, 1977</b>	<b>West Point</b>	<b>Navy, 27-11</b>
<b>Feb. 25, 1978</b>	<b>Annapolis</b>	<b>Navy, 26-12</b>
<b>Feb. 15, 1979</b>	<b>West Point</b>	<b>Navy, 35-3</b>
<b>Feb. 23, 1980</b>	<b>Annapolis</b>	<b>Navy, 29-7</b>
<b>Feb. 21, 1981</b>	<b>West Point</b>	<b>Navy, 26-9</b>
<b>Feb. 20, 1982</b>	<b>Annapolis</b>	<b>Navy, 36-6</b>
<b>Feb. 19, 1983</b>	<b>West Point</b>	<b>Navy, 33-3</b>
<b>Feb. 17, 1984</b>	<b>Annapolis</b>	<b>Navy, 33-6</b>
Feb. 23, 1985	West Point	Tie, 16-16
<b>Feb. 22, 1986</b>	<b>Annapolis</b>	<b>Navy, 29-2</b>
<b>Feb. 28, 1987</b>	<b>West Point</b>	<b>Navy, 22-12</b>
<b>Feb. 27, 1988</b>	<b>Annapolis</b>	<b>Navy, 20-15</b>
<b>Feb. 25, 1989</b>	<b>West Point</b>	<b>Navy, 18-13</b>

#### Navy Leads the All-Time Series:

**41-5-5**

Overall cumulative series score	Navy 1171, Army 540
Average match score	Navy 23.0, Army 10.6
Longest winning streak	Navy 19 (1965-1984)
Longest unbeaten streak	Navy 34 (1965-1996)
Highest score	Navy 40 (twice, 1975, 1976)
Lowest score	Army 2 (twice, 1975, 1986)
Largest margin of victory	Navy 38 (1975)
Current streak	Navy Win-7
Score during streak	Navy 160, Army 70
Average score during streak	Navy 22.9, Army 10.0

<b>Feb. 24, 1990</b>	<b>Annapolis</b>	<b>Navy, 21-11</b>
<b>Feb. 23, 1991</b>	<b>West Point</b>	<b>Navy, 19-13</b>
<b>Feb. 22, 1992</b>	<b>Annapolis</b>	<b>Navy, 22-18</b>
<b>Feb. 27, 1993</b>	<b>West Point</b>	<b>Navy, 22-10</b>
<b>Feb. 26, 1994</b>	<b>Annapolis</b>	<b>Navy, 19-12</b>
Feb. 25, 1995	West Point	Tie, 15-15
<b>Feb. 24, 1996</b>	<b>Annapolis</b>	<b>Navy, 21-9</b>
Feb. 22, 1997	West Point	Army, 19-12
<b>Feb. 21, 1998</b>	<b>Annapolis</b>	<b>Navy, 21-10</b>
<b>Feb. 20, 1999</b>	<b>West Point</b>	<b>Navy, 26-6</b>
Feb. 19, 2000	Annapolis	Tie, 16-16
<b>Feb. 24, 2001</b>	<b>West Point</b>	<b>Navy, 19-13</b>
<b>Feb. 22, 2002</b>	<b>Annapolis</b>	<b>Navy, 22-9</b>
<b>Feb. 22, 2003</b>	<b>West Point</b>	<b>Navy, 21-14</b>
<b>Feb. 21, 2004</b>	<b>Annapolis</b>	<b>Navy, 22-9</b>
<b>Feb. 20, 2005</b>	<b>West Point</b>	<b>Navy, 23-10</b>
<b>Feb. 28, 2006</b>	<b>Annapolis</b>	<b>Navy, 24-9</b>
<b>Feb. 18, 2007</b>	<b>West Point</b>	<b>Navy, 29-6</b>

# TOURNAMENT HISTORY

## 2007-08 NAVY WRESTLING

### Navy Classic

Year	Navy Finish	Winner
1978	<b>1st / 4 teams</b>	<b>Navy</b>
	126 — Doug Heimbach	
	134 — David Halladay	
	142 — Robert Trombadore	
	150 — Larry Kihlstadius	
158 — Paul Supchak		
1979	<b>1st / 8 teams</b>	<b>Navy</b>
	126 — Scott Lynch HWT — Pat Brady	
1980	<b>1st / 8 teams</b>	<b>Navy</b>
	126 — Doug Heimbach	
	158 — Mike Rodgers	
	167 — John Reich	
	177 — Mark Phillips	
190 — George Fears		
1981	<b>1st / 8 teams</b>	<b>Navy</b>
	118 — Sal LaCorte	
	150 — Frank Shaffer 177 — John Reich	
1982	<b>1st / 8 teams</b>	<b>Navy</b>
	167 — Rob Kuzy	
	177 — John Reich	
	190 — Pat Ryan	
1983	<b>1st / 8 teams</b>	<b>Navy</b>
	126 — Dave Marquis	
	134 — Andy Lynch 142 — Don Schleicher	
1984	<b>1st / 8 teams</b>	<b>Navy</b>
	142 — Craig Dellorso	
	177 — Tim Curry	
1985	<b>4th / 9 teams</b>	<b>N / A</b>
	142 — Craig Dellorso	
1986	<b>2nd / 9 teams</b>	<b>Lock Haven</b>
	190 — Scott Kelly	
1987	<b>2nd / 9 teams</b>	<b>Lock Haven</b>
	190 — Scott Kelly	
	HWT — John Devine	
1988	<b>1st / 9 teams</b>	<b>Navy</b>
	158 — Scott Schleicher	
	167 — Ron Neff	
1989	<b>1st / 9 teams</b>	<b>Navy</b>
	126 — Mark Smith	
	158 — Scott Schleicher	
	190 — Dave Raby HWT — Brett Bourne	
1990	<b>3rd / 9 teams</b>	<b>West Va.</b>
	126 — Mark Smith	
	134 — Kelly Davis 177 — Steve Cantrell	

1991	<b>1st / 8 teams</b>	<b>Navy</b>
	134 — Ned Biehl 190 — Tom Storey	
1992	<b>4th / 7 teams</b>	<b>N.C. State</b>
	190 — Tom Storey	
1993	<b>2nd / 8 teams</b>	<b>West Va.</b>
	142 — Ned Biehl	
1994	<b>1st / 8 teams</b>	<b>Navy</b>
	142 — Kurt Kyle	
	177 — Doug Zembiec HWT — Dan Hicks	
1995	<b>3rd / 8 teams</b>	<b>West Va.</b>
	HWT — Shannon Willits	
1996	<b>1st / 7 teams</b>	<b>Navy</b>
	126 — Donny Williams	
	167 — Greg Gingeleskie 190 — Frank Workman	
1997	<b>3rd / 8 teams</b>	<b>Nebraska</b>
	177 — Greg Gingeleskie	
1998	<b>2nd / 9 teams</b>	<b>West Va.</b>
	157 — Tyrone Neal 197 — Justin Woodruff	
1999	<b>2nd / 8 teams</b>	<b>West Va.</b>
	197 — Justin Woodruff	
2000	<b>5th / 8 teams</b>	<b>Va. Tech</b>
2001	<b>4th / 8 teams</b>	<b>Purdue</b>
	141 — Mark Conley	
2002	<b>3rd / 8 teams</b>	<b>West Va.</b>
	HW — Steve Kovach	
2003	<b>3rd / 7 teams</b>	<b>The Citadel</b>
2004	<b>1st / 8 teams</b>	<b>Navy</b>
	133 — Sam Gray	
	141 — Nate Gulosh	
	149 — John Cox	
	197 — Thayer Paxton HWT — Tanner Garrett	
2005	<b>1st / 8 teams</b>	<b>Navy</b>
	125 — Mike Kohler	
	133 — Brad Canterbury	
	149 — John Cox	
	174 — <i>Matt Stolpinski</i> 197 — Antonio Miranda HWT — Tanner Garrett	
2006	<b>1st / 13 teams</b>	<b>Navy</b>
	149 — John Cox	
	174 — <i>Matt Stolpinski</i>	
	197 — Antonio Miranda HWT — <i>Ed Prendergast</i>	

\*\*\* Navy individual winners listed; active wrestlers in *italics*



Matt Stolpinski has won the 174-pound weight class in each of the last three All-Academy Championships.

### Eastern Michigan Open

No Team Scoring

2004 197 — Thayer Paxton

2005 157 — John Jarred

HW — Tanner Garrett

2006 No Champions

### Cliff Keen Las Vegas Inv.

Year Navy Finish Team Winner

1994 9th / 26 teams Okla. State

1999 Unknown Okla. State

### Southern Scuffle

Year Navy Finish Team Winner

2004 3rd / 23 teams Minnesota

2005 9th / 32 teams Minnesota

2006 5th / 32 teams Missouri

### All-Academy Championship

Year Navy Finish Team Winner

1995 1st / 8 teams Navy

118 — Travis Campbell

150 — Randy Walsh

177 — Doug Zembiec

HWT — Dan Hicks

1996 3rd / 7 teams Army

150 — Randy Walsh

158 — Craig Schlotke

190 — Frank Workman

1997 1st / 8 teams Navy

118 — Steve Puskar

126 — Donny Williams

150 — Mike Stabile

167 — Greg Gingeleskie

190 — Frank Workman

1998 3rd / 8 teams Air Force

118 — Zane Stickel

177 — Greg Gingeleskie

1999 1st / 8 teams Navy

125 — Jason Homestead

133 — Zane Stickel

141 — Don Waters

184 — Greg Gingeleskie

197 — Justin Woodruff

2000 3rd / 8 teams Air Force

141 — Mark Conley

2001 3rd / 8 teams Air Force

141 — Mark Conley

197 — Mike Bigrigg

2002 3rd / 8 teams Air Force

141 — Mark Conley

197 — Mike Bigrigg

2003 4th / 8 teams VMI

165 — Frank Edwards

197 — Jim Letchford

2004 1st / 8 teams Navy

141 — Nate Gulosh

149 — John Cox

165 — Michael Barikian

197 — Thayer Paxton

HWT — Tanner Garrett

2005 1st / 8 teams Navy

141 — Nate Gulosh

174 — *Matt Stolpinski*

184 — Jonny Kane

197 — Thayer Paxton

HWT — Tanner Garrett

2006 1st / 8 teams Navy

125 — Alex Usztics

133 — *Joe Baker*

174 — *Matt Stolpinski*

HWT — Tanner Garrett

2007 1st / 8 teams Navy

157 — John Jarred

174 — *Matt Stolpinski*

184 — Antonio Miranda

197 — *Matt Parsons*

HWT — *Ed Prendergast*



Heavyweight Ed Prendergast is one of two Navy wrestlers who will defend his title from last year's Navy Classic.

**Navy's All-Time Coaching Ledger**

Coach	Years	Record	Pct.	NCAA Toum. Appearances	NCAA Champions	All-Americans	EIWA Championships	EIWA Individual Champions
John Schutz	27 1909, 1913-38	126-40-4	75.3	2	0	2	—	—
Paul Steifan	3 1910-12	9-3-0	75.0	0	0	0	—	—
Ray Swartz	22 1939-1960	125-37-4	76.5	11	2	15	4	27
Ed Peery	27 1961-87	311-90-13	76.7	27	1	28	8	44
Reg Wicks	13 1988-00	173-60-5	73.7	12	0	6	1	10
Bruce Burnett	7 2001-present	77-32-0	70.6	7	0	4	0	4
<b>Totals</b>	<b>99 1909-present</b>	<b>821-262-26</b>	<b>75.2</b>	<b>59</b>	<b>3</b>	<b>55</b>	<b>13</b>	<b>85</b>

Year	Coach	Captain	Record	EIWA	NCAA
1908-09	John Schutz	Marc Mitscher	1-0-0	—	—
1909-10	Paul Steifen	Arthur Eddins	3-1-0	—	—
1910-11	Paul Steifen	Frank Loftin	3-1-0	—	—
1911-12	Paul Steifen	Fred Elder	3-1-0	—	—
1912-13	John Schutz	Leman. Babbitt	3-3-0	—	—
1913-14	John Schutz	Lewis Stecher	5-1-0	—	—
1914-15	John Schutz	John Davis	6-0-0	—	—
1915-16	John Schutz	Henry Broadfoot	4-1-0	—	—
1916-17	John Schutz	Ben Wyatt	2-2-0	—	—
1917-18	John Schutz	John Redman	3-1-0	—	—
1918-19	John Schutz	Frank Maichle	5-0-0	—	—
1919-20	John Schutz	Oral Swigart	7-0-0	—	—
1920-21	John Schutz	Oral Swigart	5-0-0	—	—
1921-22	John Schutz	Clarke Lewis	8-0-0	—	—
1922-23	John Schutz	Benjamin Arnold	6-1-0	—	—
1923-24	John Schutz	Hampton Ericsson	7-0-1	—	—
1924-25	John Schutz	Frank Timberlake	6-1-0	—	—
1925-26	John Schutz	Heywood Edwards	3-3-0	—	—
1926-27	John Schutz	Howell Dyson	4-3-0	—	—
1927-28	John Schutz	George Ashford	3-4-0	—	—
1928-29	John Schutz	George Ashford	5-3-0	—	—
1929-30	John Schutz	Claud Hughes	7-0-0	—	—
1930-31	John Schutz	Hugh Gray	6-1-1	—	—
1931-32	John Schutz	Daniel Goodman	6-1-0	—	T8th
1932-33	John Schutz	Garrett Coleman	5-2-0	—	—
1933-34	John Schutz	Joseph Dougherty	4-2-1	—	—
1934-35	John Schutz	Joseph Dougherty	5-1-1	—	—
1935-36	John Schutz	Otis Cole Jr.	4-2-0	—	T10th
1936-37	John Schutz	John Merryman	3-4-0	—	—
1937-38	John Schutz	Heber Player	3-4-0	—	—
1938-39	Ray Swartz	Charles Leigh	5-2-0	—	T12th
1939-40	Ray Swartz	Allen Bergner	5-3-0	—	—
1940-41	Ray Swartz	John Landreth	4-3-1	3rd	—
1941-42	Ray Swartz	William Carmichael	5-3-0	3rd	T5th
1942-43	Ray Swartz	Charles Swift	7-0-0	1st	—
1943-44	Ray Swartz	Josiah Henson	7-0-0	1st	—
1944-45	Ray Swartz	John Hale	6-0-0	1st	—
1945-46	Ray Swartz	Oscar Greene Jr.	6-0-0	1st	—
1946-47	Ray Swartz	John Fletcher III	8-0-0	2nd	12th
1947-48	Ray Swartz	John Fletcher III	8-0-0	3rd	T9th
1948-49	Ray Swartz	Leon Smith	6-1-1	3rd	T12th
1949-50	Ray Swartz	Leon Smith	4-3-0	6th	T10th
1950-51	Ray Swartz	Robert Sutley	6-2-0	8th	T12th
1951-52	Ray Swartz	Robert Sutley	6-2-0	10th	—
1952-53	Ray Swartz	John Godek	5-3-0	6th	—
1953-54	Ray Swartz	Art Jesser	7-1-0	4th	T4th
1954-55	Ray Swartz	Pete Blair	7-1-0	4th	8th
1955-56	Ray Swartz	Ed Zabrycki	6-1-0	4th	T21st
1956-57	Ray Swartz	Bob Daughenbaugh	5-2-0	5th	T13th
1957-58	Ray Swartz	J. Longton, T. Stremic	3-3-2	7th	—

Year	Coach	Captain	Record	EIWA	NCAA
1958-59	Ray Swartz	Doug Volgenau	4-4-0	11th	—
1959-60	Ray Swartz	Paul Ilg	5-3-0	16th	—
1960-61	Ed Peery	Dick Royston	6-3-0	6th	T28th
1961-62	Ed Peery	Mike McGrath	4-5-1	3rd	T30th
1962-63	Ed Peery	Mike Harman	5-3-0	4th	T11th
1963-64	Ed Peery	Dave Carey	6-2-1	5th	T29th
1964-65	Ed Peery	Gerry Franzen	3-3-2	3rd	T10th
1965-66	Ed Peery	Wayne Hicks	10-1-0	2nd	19th
1966-67	Ed Peery	Dave Palmer	7-1-1	2nd	9th
1967-68	Ed Peery	Gary Burger	9-0-0	1st	5th
1968-69	Ed Peery	Steve Comiskey	9-0-1	1st	19th
1969-70	Ed Peery	Dale Stahl	7-2-0	1st	23rd
1970-71	Ed Peery	Lewis Mason	16-1-2	2nd	T9th
1971-72	Ed Peery	Lloyd Kesser	12-3-0	1st	T9th
1972-73	Ed Peery	Ross Chaffin	11-5-0	2nd	T10th
1973-74	Ed Peery	Fred Hahndorf	12-1-1	1st	17th
1974-75	Ed Peery	Jeff Simons	20-1-0	2nd	T35th
1975-76	Ed Peery	M. Costello, K. Goodrow	13-2-0	T2nd	13th
1976-77	Ed Peery	J. Althans, M. Beck	12-6-0	2nd	23rd
1977-78	Ed Peery	J. Hanson, D. Holoubek	8-11-0	4th	36th
1978-79	Ed Peery	Larry Kihlstadius	13-6-0	3rd	T28th
1979-80	Ed Peery	Rick Episcopo	18-5-0	2nd	T19th
1980-81	Ed Peery	Doug Heimbach	18-4-0	3rd	39th
1981-82	Ed Peery	D. Halladay, G. Zanti	19-3-0	1st	17th
1982-83	Ed Peery	John Reich	18-0-2	2nd	11th
1983-84	Ed Peery	Donald Schleicher	15-4-1	1st	32nd
1984-85	Ed Peery	Kevin Bianchi	13-4-1	5th	T55th
1985-86	Ed Peery	James Reich	11-10-0	1st	T53rd
1986-87	Ed Peery	Craig Dellorso	16-4-0	2nd	24th
1987-88	Reg Wicks	Scott Kelly	18-3-1	2nd	29th
1988-89	Reg Wicks	Paul Radomski	14-5-1	3rd	23rd
1989-90	Reg Wicks	Scott Schleicher	18-5-0	1st	13th
1990-91	Reg Wicks	Brett Bourne	19-2-0	2nd	36th
1991-92	Reg Wicks	Mark Smith	13-5-0	2nd	T36th
1992-93	Reg Wicks	Jamey Cummings	19-3-1	3rd	T30th
1993-94	Reg Wicks	Jeff Stepanic	13-6-0	2nd	32nd
1994-95	Reg Wicks	Dan Hicks	10-6-1	3rd	T43rd
1995-96	Reg Wicks	Randy Walsh	14-5-0	7th	—
1996-97	Reg Wicks	Alex Garcia	7-6-0	6th	T38th
1997-98	Reg Wicks	Coleman Ruiz	9-6-0	6th	T46th
1998-99	Reg Wicks	Greg Gingeleskie	9-5-0	6th	T59th
1999-00	Reg Wicks	Justin Woodruff	10-3-1	6th	T62nd
2000-01	Bruce Burnett	Mark Newman	7-7-0	6th	30th
2001-02	Bruce Burnett	Mark Conley	11-6-0	6th	36th
2002-03	Bruce Burnett	Stephen Kovach	11-6-0	10th	T39th
2003-04	Bruce Burnett	Mike Barikian	12-4-0	6th	T60th
2004-05	Bruce Burnett	Patrick Lukanich	12-3-0	3rd	T33rd
2005-06	Bruce Burnett	Tanner Garrett	13-2-0	4th	34th
2006-07	Bruce Burnett	John Jarred	11-4-0	2nd	18th

# YEAR-BY-YEAR DUAL RESULTS

## 2007-08 NAVY WRESTLING

### 1908-09 (1-0)

3/13 Penn W 24-9

### 1909-10 (3-1)

2/2 Penn W 6-1  
2/17 Penn St. W 18-9  
2/24 Lehigh W 24-8  
3/3 Princeton L 15-18

### 1910-11 (3-1)

2/11 Yale L 14-16  
2/18 Penn W 4-3  
2/25 Princeton W 5-2  
3/11 Columbia W 6-1

### 1911-12 (3-1)

2/10 Princeton W 4-3  
2/17 Lehigh W 6-1  
2/24 Cornell L 3-4  
3/2 Yale W 6-1

### 1912-13 (3-3)

2/8 Columbia W 14-4  
2/15 Lehigh L 6-11  
2/22 Cornell L 14-16  
3/1 Penn W 14-5  
3/3 Princeton W 11-7  
3/8 Yale L 8-9

### 1913-14 (5-1)

1/31 Lafayette W 21-0  
2/7 Penn St. L 5-12  
2/14 Lehigh W 32-0  
2/21 Cornell W 27-4  
2/28 Penn W 25-6  
3/7 Columbia W 26-6

### 1914-15 (6-0)

2/6 Penn St. W 19-10  
2/13 Lehigh W 18-11  
2/20 Penn W 32-0  
2/27 Yale W 26-4  
3/6 Cornell W 17-12  
3/13 Princeton W 27-4

### 1915-16 (4-1)

2/5 Penn St. W 26-4  
2/12 Penn W 21-10  
2/19 Pittsburgh W 20-13  
2/26 Yale L 14-19  
3/4 Princeton W 31-0

### 1916-17 (2-2)

2/17 Pittsburgh W 33-0  
2/24 Yale L 14-17  
3/3 Penn St. L 8-19  
3/10 Cornell W 18-8

### 1917-18 (3-1)

2/9 Lehigh W 26-4  
2/16 Penn W 27-4  
3/2 Penn St. L 14-16  
3/9 Cornell W 30-0

### 1918-19 (5-0)

2/8 Lehigh W 27-5  
2/15 Penn W 33-0  
2/22 Columbia W 27-4  
3/1 Yale W 24-4  
3/8 Penn St. W 30-0

### 1919-20 (7-0)

2/7 Lehigh W 31-0  
2/14 Penn W 22-8  
2/21 Princeton W 28-4  
2/28 Columbia W 33-0  
3/6 Penn St. W 18-14  
3/13 Cornell W 27-4  
3/20 Yale W 26-5

### 1920-21 (5-0)

2/5 Tufts W 33-0  
2/12 Penn W 27-4  
2/19 Dartmouth W 26-5  
2/26 West Virginia W 26-4  
3/12 Penn St. W 19-6

### 1921-22 (8-0)

1/30 Baltimore Poly. W 29-0  
2/4 Wash. & Lee W 28-5  
2/18 Va. Military W 25-0  
2/18 Brown W 29-0  
2/25 Lehigh W 27-0  
3/4 West Virginia W 27-0  
3/11 Penn St. W 20-5  
3/18 MIT W 28-3

### 1922-23 (6-1)

2/10 Lehigh W 20-10  
2/17 Wash. & Lee W 33-0  
2/24 Penn St. W 16-11  
2/28 Indiana W 22-3  
3/3 West Virginia W 16-8  
3/10 MIT W 21-8  
3/17 at Cornell L 11-13

### 1923-24 (7-0-1)

1/26 Lehigh W 16-11  
2/2 Brooklyn Poly. W 28-0  
2/9 MIT W 22-3  
2/13 West Virginia W 17-8  
2/16 Baltimore YMCA W 16-13  
2/23 at Penn St. T 3-3  
3/1 Wash. & Lee W 31-0  
3/8 Brown W 20-3

### 1924-25 (6-1)

1/17 Lehigh W 19-6  
1/31 Wash. & Lee W 26-5  
2/7 Davidson W 27-0  
2/21 Duke W 24-5  
2/28 C. Canadians W 29-0  
3/7 Penn St. L 9-18  
3/14 at West Virginia W 22-3

### 1925-26 (3-3)

2/10 Iowa St. L 8-19  
2/23 Duke W 26-3  
2/20 West Virginia L 13-14  
2/27 C. Canadians W 29-0  
3/6 Penn St. L 10-12  
3/13 at Lehigh W 13-9

### 1926-27 (4-3)

1/29 Baltimore YMCA W 16-9  
2/5 Wash. & Lee W 19-8  
2/12 Oklahoma St. L 5-20  
2/19 Yale W 18-58.5  
2/26 at Penn St. L 95-17.5  
3/5 Lehigh L 11-14  
3/12 West Virginia W 19-6

### 1927-28 (3-4)

1/21 Duke L 8-17  
1/28 W. Maryland W 33-0  
2/4 Virginia Tech W 21-8  
2/11 Lehigh L 95-15.5  
2/18 at Yale W 14-13  
2/25 West Virginia L 8-21  
3/3 Penn St. L 8-17

### 1928-29 (5-3)

1/19 Va. Military W 225-6.5  
1/26 Duke W 17-6  
2/2 Lehigh L 8-15  
2/9 Virginia Tech W 15-8  
2/16 Indiana L 6-15  
2/23 at West Virginia W 17-8  
3/2 Penn St. L 6-19  
3/9 Princeton W 17-6

### 1929-30 (7-0)

1/25 N. Carolina W 22-8  
2/1 Va. Military W 25-3  
2/8 Duke W 25-3  
2/15 Lehigh W 27-3  
2/22 at Princeton W 26-8  
3/1 West Virginia W 28-0  
3/8 Penn St. W 15-9

### 1930-31 (6-1-1)

1/17 N. Carolina W 195-12.5  
1/24 Univ. of Toronto W 34-0  
1/31 Va. Military W 19-11  
2/7 Northwestern W 21-13  
2/14 Princeton T 16-16  
2/21 West Virginia W 33-3  
2/28 Lehigh L 9-19  
3/7 at Penn St. W 21-11

### 1931-32 (6-1)

1/23 Lehigh W 23-13  
1/30 Tufts W 32-0  
2/6 at Princeton W 25-3  
2/13 Oklahoma St. L 8-20  
2/20 Harvard W 22-8  
2/27 Brown W 34-0  
3/5 Penn St. W 32-0

### 1932-33 (5-2)

1/21 Princeton L 14-16  
1/28 Penn W 22-8  
2/4 Va. Military W 23-13  
2/11 Michigan W 22-6  
2/18 Wash. & Lee W 19-13  
2/25 at Lehigh L 12-16  
3/4 West Virginia W 18-12

### 1933-34 (4-2-1)

1/27 Penn W 27-3  
2/3 Va. Military W 26-8  
2/10 at Harvard W 19-13  
2/17 Wash. & Lee T 16-16  
2/24 N. Carolina W 29-3  
3/3 Oklahoma St. L 3-31  
3/10 Lehigh L 11-19

### 1934-35 (5-1-1)

1/26 Penn W 38-0  
2/2 Va. Military T 16-16  
2/9 Univ. of Chicago W 30-0  
2/16 Lehigh W 26-8  
2/23 Harvard W 21-11  
3/2 Pittsburgh W 38-0  
3/9 at Penn St. L 3-29

### 1935-36 (4-2)

1/25 N. Carolina W 255-4.5  
2/1 Va. Military W 18-12  
2/8 Kansas St. L 105-15.5  
2/15 Wash. & Lee W 16-12  
2/22 Penn St. L 6-24  
3/1 at Penn W 14-12

### 1936-37 (3-4)

1/28 Va. Military L 8-20  
1/30 N. Carolina W 16-14  
2/6 Penn St. L 0-30  
2/13 Penn W 23-3  
2/20 Harvard W 175-12.5  
2/27 Nebraska L 14-16  
3/6 at Lehigh L 15-21

### 1937-38 (3-4)

1/22 Va. Military L 125-15.5  
1/29 N. Carolina W 21-11  
2/5 Lehigh L 45-25.5  
2/12 Indiana L 6-22  
2/19 Harvard W 20-8  
2/26 at Penn W 245-9.5  
3/5 Penn St. L 9-17

### 1938-39 (5-2)

1/21 Va. Military W 17-9  
1/28 N. Carolina W 275-6.5  
2/4 Lehigh L 125-17.5  
2/11 Harvard W 205-7.5  
2/18 Penn W 30-0  
2/25 at Penn St. L 11-17  
3/4 Kansas St. W 16-12

### 1939-40 (5-3)

1/13 Ohio St. L 11-21  
1/20 N. Carolina W 29-3  
1/27 Penn W 24-6  
2/10 Oklahoma St. L 3-23  
2/17 Lehigh W 17-11  
2/22 Harvard W 23-5  
2/24 at Michigan L 10-24  
3/2 Penn St. W 14-12

### 1940-41 (4-3-1)

1/11 Duke W 31-5  
1/18 N. Carolina W 24-8  
1/25 Penn L 13-17  
2/1 West Virginia W 35-5  
2/8 at Harvard T 16-16  
2/15 Penn St. L 11-17  
2/22 at Lehigh W 21-9  
3/1 Michigan L 9-19

# YEAR-BY-YEAR DUAL RESULTS

2007-08 NAVY WRESTLING

## 1941-42 (5-3)

1/10	N. Carolina	W	23-11
1/17	at Penn St.	L	14-16
1/31	Kansas St.	L	9-17
2/7	Northwestern	W	32-5
2/14	Temple	W	36-0
2/21	at Penn	L	12-16
2/28	West Virginia	W	34-0
3/7	Va. Military	W	19-9

## 1942-43 (7-0)

1/16	Virginia Tech	W	36-0
1/23	at Yale	W	25-3
1/30	Va. Military	W	34-0
2/6	Ohio St.	W	34-0
2/13	Penn St.	W	29-5
2/24	Penn	W	31-3
3/6	Columbia	W	29-3

## 1943-44 (7-0)

1/15	N. Carolina	W	32-0
1/22	Penn	W	29-5
1/29	Swarthmore	W	27-3
2/5	Lehigh	W	25-5
2/12	Penn St.	W	34-0
2/19	at Columbia	W	31-5
2/26	N.C. Pre-Flight	W	31-5

## 1944-45 (6-0)

1/13	Penn	W	30-0
1/20	at Columbia	W	38-0
1/27	Muhlenberg	W	34-0
2/3	Penn St.	W	36-0
2/17	North Carolina	W	38-0
2/24	N.C. Pre-Flight	W	26-6

## 1945-46 (6-0)

1/5	at Penn	W	29-3
1/12	Penn St.	W	23-13
1/19	Muhlenberg	W	36-0
1/26	USMMA	W	26-6
2/2	Columbia	W	31-3
2/23	Coast Guard	W	29-3

## 1946-47 (8-0)

1/11	Dartmouth	W	24-6
1/18	Penn	W	24-8
1/25	USMMA	W	25-3
2/1	Muhlenberg	W	34-0
2/8	Coast Guard	W	27-3
2/15	at Columbia	W	22-8
2/22	N. Carolina	W	28-6
3/1	at Penn St.	W	27-3

## 1947-48 (8-0)

1/10	Gettysburg	W	21-3
1/17	Alabama Poly.	W	27-5
1/31	Kansas St.	W	31-3
2/7	Columbia	W	33-5
2/14	Princeton	W	24-5
2/21	Penn St.	W	28-6
2/28	Lehigh	W	18-11
3/6	at Penn	W	26-5

## 1948-49 (6-1-1)

1/8	at Columbia	W	32-0
1/15	N.C. State	W	28-5
1/22	at Yale	W	17-9
2/5	Michigan	W	21-10
2/12	at Princeton	T	14-14
2/19	Lehigh	W	19-16
2/26	Penn St.	L	10-20
3/5	Penn	W	23-9

## 1949-50 (4-3)

1/7	Columbia	W	24-6
1/14	at Penn	W	20-6
1/21	Yale	W	16-11
2/4	at Michigan	L	6-20
2/11	Rutgers	W	15-14
2/18	at Lehigh	L	7-24
2/25	Penn St.	L	6-18

## 1950-51 (6-2)

1/13	Wash. & Lee	W	31-3
1/20	Maryland	W	24-6
1/27	N. Carolina	W	36-0
2/3	Rutgers	L	11-14
2/10	Princeton	W	26-4
2/17	at Cornell	W	22-8
2/24	at Penn St.	L	5-24
3/3	Virginia	W	24-6

## 1951-52 (6-2)

1/12	at Duke	W	26-5
1/19	Maryland	W	21-9
2/2	Illinois	W	25-8
2/9	Cornell	L	11-15
2/16	Lehigh	W	18-10
2/23	Penn St.	L	5-22
3/1	Frank. & Marsh.	W	18-10
3/8	Penn	W	26-4

## 1952-53 (5-3)

1/10	Temple	W	31-3
1/24	at Cornell	W	18-10
1/31	Maryland	L	11-15
2/7	Penn St.	L	3-27
2/14	Duke	W	30-0
2/21	Penn	W	30-0
2/28	at Lehigh	L	6-22
3/7	Columbia	W	22-6

## 1953-54 (7-1)

1/9	N. Carolina	W	36-0
1/16	Cornell	W	17-9
1/20	Maryland	W	22-6
1/30	Pittsburgh	L	13-15
2/6	at Penn	W	22-6
2/13	at Columbia	W	27-3
2/20	Penn St.	W	19-9
2/27	Lehigh	W	16-14

## 1954-55 (7-1)

1/8	Duke	W	40-0
1/15	Rutgers	W	19-11
1/29	at Penn St.	W	16-12
2/5	Maryland	W	21-7
2/12	at Cornell	W	20-6
2/19	Columbia	W	28-5
2/26	Penn	W	30-0
3/5	at Lehigh	L	8-19

## 1955-56 (6-1)

1/7	Gettysburg	W	29-3
1/14	at Rutgers	W	22-6
1/28	Penn St.	L	7-23
2/4	Maryland	W	24-6
2/11	West Virginia	W	33-3
2/18	at Columbia	W	36-0
2/25	Lehigh	W	20-13

## 1956-57 (5-2)

1/5	at Penn	W	27-3
1/12	Syracuse	L	14-16
2/2	Columbia	W	29-5
2/9	Penn St.	W	14-13
2/16	Maryland	W	15-9
2/23	at Lehigh	L	6-22
3/2	Army	W	17-8

## 1957-58 (3-3-2)

12/14	Gettysburg	W	30-0
1/11	at Columbia	W	34-0
1/18	at Maryland	T	14-14
2/1	at Penn St.	T	12-12
2/8	Lehigh	L	11-14
2/15	Pittsburgh	L	8-18
2/22	Va. Military	W	27-5
3/1	at Army	L	8-20

## 1958-59 (4-4)

12/13	Gettysburg	W	34-0
1/10	USMMA	W	25-3
1/17	Maryland	L	10-19
1/31	Penn St.	L	8-17
2/7	at Lehigh	L	5-21
2/14	at Pittsburgh	L	3-27
2/21	N. Carolina	W	23-3
2/28	Army	W	17-9

## 1959-60 (5-3)

12/12	Gettysburg	W	29-5
1/9	Duke	W	34-0
1/16	Maryland	W	24-5
1/23	Pittsburgh	L	6-21
2/5	Lehigh	W	18-13
2/13	at Penn St.	L	8-25
2/20	at Temple	W	32-3
2/27	Army	L	15-16

## 1960-61 (6-3)

12/17	Coast Guard	W	25-2
1/7	Virginia Tech	W	18-11
1/14	USMMA	W	23-3
1/21	at Maryland	L	8-18
1/28	at Hofstra	W	19-13
2/4	at Lehigh	L	8-24
2/11	Penn St.	W	17-11
2/18	Temple	W	27-6
2/25	Army	L	14-15

## 1961-62 (4-5-1)

12/9	at Penn St.	L	12-17
12/11	Michigan	L	11-21
12/16	Hofstra	W	20-6
1/6	Virginia Tech	W	25-6
1/13	at Coast Guard	W	29-2
1/20	Maryland	T	12-12
2/3	Lehigh	L	9-18
2/10	Pittsburgh	L	3-26
2/17	at Temple	W	32-2
2/24	at Army	L	8-20

## 1962-63 (5-3)

12/8	Penn St.	W	17-12
12/15	at Hofstra	W	24-0
1/12	Virginia Tech	W	30-0
1/19	Syracuse	L	10-20
2/2	at Lehigh	L	6-23
2/9	at Maryland	L	8-17
2/16	Temple	W	25-5
2/23	Army	W	18-9

## 1963-64 (6-2-1)

12/14	Hofstra	W	26-6
12/19	Cornell	W	17-11
1/11	at Temple	W	30-3
1/18	Virginia Tech	W	30-0
2/1	at Syracuse	L	13-19
2/8	Lehigh	W	20-11
2/15	Maryland	W	23-9
2/22	at Penn St.	L	9-18
2/29	at Army	T	14-14

## 1964-65 (3-3-2)

12/12	at Cornell	W	26-9
1/9	Syracuse	W	28-10
1/16	Virginia Tech	W	32-0
1/23	Temple	L	14-16
2/6	at Lehigh	L	11-17
2/13	at Maryland	L	11-17
2/20	Penn St.	T	16-16
2/27	Army	T	16-16

## 1965-66 (10-1)

12/4	Oklahoma	L	12-21
12/11	Cornell	W	19-15
1/8	at Syracuse	W	26-13
1/15	at Virginia Tech	W	32-8
1/15 #	Auburn	W	31-3
1/15 #	Old Dominion	W	25-10
1/22	Pittsburgh	W	35-3
2/5	Lehigh	W	19-14
2/12	Maryland	W	23-6
2/19	at Penn St.	W	20-14
2/26	at Army	W	19-14

# - Blacksburg, Va.

## 1966-67 (7-1-1)

12/3	Minnesota	W	23-6
12/10	at Cornell	W	26-10
1/7	Syracuse	W	31-3
1/14	at Pittsburgh	W	31-3
1/21	Virginia Tech	W	26-6
2/4	at Lehigh	L	11-20
2/11	at Maryland	W	21-10
2/18	Penn St.	T	15-15
2/25	Army	W	25-10

## 1967-68 (9-0)

12/16	Springfield	W	33-6
1/5	at Cornell	W	23-13
1/6	at Syracuse	W	30-9
1/13	Pittsburgh	W	33-2
1/20	Virginia Tech	W	25-8
2/3	Lehigh	W	21-13
2/10	Maryland	W	26-8
2/17	at Penn St.	W	17-14
2/24	at Army	W	19-13

# YEAR-BY-YEAR DUAL RESULTS

## 2007-08 NAVY WRESTLING

### 1968-69 (9-0-1)

12/7	at Cornell	W	28-6
12/14	Springfield	W	32-2
12/20	Syracuse	W	28-5
1/11	at Pittsburgh	W	27-8
1/18	Virginia Tech	W	40-2
2/1	William & Mary	W	33-0
2/8	at Lehigh	W	22-12
2/15	Penn St.	W	18-14
2/22	at Maryland	T	15-15
3/1	Army	W	22-11

### 1969-70 (7-2)

12/13	at Syracuse	W	34-8
12/17	Oklahoma	L	5-26
1/10	Pittsburgh	W	28-6
1/17	Northwestern	W	28-6
1/31	at Temple	W	30-6
2/7	Lehigh	W	23-13
2/14	at Penn St.	L	16-18
2/21	Maryland	W	34-0
2/28	at Army	W	26-6

### 1970-71 (16-1-2)

12/5	Michigan	L	14-17
12/9	Cal Poly	W	22-15
12/12	at Princeton	W	22-12
12/12 #	E. Stroudsburg	W	32-5
12/12 #	Colgate	W	30-5
12/17	at N. Iowa	W	26-6
12/18	at MSU-Mankato	W	27-10
12/19 \$	Missouri	W	18-14
12/19	at S.D. State	W	31-3
12/19 \$	Minnesota	W	22-11
1/9	at Pittsburgh	W	27-11
1/13	Neb.-Omaha	T	17-17
1/16	Temple	W	23-11
1/23	Va. Military	W	37-2
2/6	at Lehigh	W	23-14
2/13	Penn St.	T	17-17
2/16	Syracuse	W	32-5
2/20	at Maryland	W	28-6
2/27	Army	W	25-8

# - Princeton, N.J.; \$ - Brookings, S.D.

### 1971-72 (12-3)

12/4	Ashland	W	35-5
12/5	Maryland	W	24-12
12/11	at Syracuse	W	33-2
12/15	William & Mary	W	34-6
12/15	Princeton	W	23-11
12/16	at Drake	W	34-8
12/17	at Iowa St.	L	3-32
12/18	at Oklahoma St.	L	0-33
1/8	Pittsburgh	W	33-5
1/12	at Temple	W	32-5
1/15	Harvard	W	37-0
1/15	Virginia	W	30-5
2/5	Lehigh	W	26-8
2/12	at Penn St.	L	12-23
3/4	Army	W	37-3

### 1972-73 (11-5)

12/6	S. Illinois	W	23-8
12/9	Syracuse	W	33-3
12/13	Cal Poly	L	11-21
12/14	at Washington	L	15-24
1/6	at Pittsburgh	W	19-15
1/10	at Princeton	W	26-10

1/10	at Temple	W	33-6
1/13	at Harvard	W	35-7
1/13 #	Springfield	W	33-0
1/17	Wilkes	L	15-26
1/20	Iowa St.	L	5-35
2/3	at Lehigh	W	21-15
2/10	Penn St.	L	13-24
2/16	at Maryland	W	24-6
2/16 \$	Buffalo	W	26-14
3/3	Army	W	23-14

# - Boston, Mass.; \$ - College Park, Md.

### 1973-74 (12-1-1)

12/5	Tennessee	W	24-9
12/7	at Cornell	W	29-12
12/8	at Syracuse	W	28-6
12/15	Wilkes	W	21-17
1/7	at So. Illinois	W	24-12
1/12	Pittsburgh	W	36-3
1/12	Oklahoma	L	14-20
1/12	Princeton	W	34-3
1/15	Rhode Island	W	32-9
1/19	Maryland	W	34-5
2/2	Lehigh	W	20-12
2/9	at Penn St.	T	18-18
2/16	Hofstra	W	34-8
2/23	Army	W	34-3

### 1974-75

12/4	S. Illinois	W	17-14
12/7 #	Kentucky	W	25-12
12/7 #	Frank. & Marsh.	W	36-2
12/7	at Princeton	W	30-6
12/13	at Rutgers	W	28-9
12/14	at Wilkes	W	24-12
12/18	Cal Poly	W	19-18
1/4	at Clarion	W	29-15
1/6	at Bloomsburg	W	29-6
1/7	Virginia	W	29-5
1/8	Yale	W	25-6
1/11	at Pittsburgh	W	33-6
1/15	Cornell	W	36-6
1/18	at Maryland	W	23-15
1/18 \$	Buffalo	W	27-6
1/18 \$	Massachusetts	W	42-0
1/25	N. Carolina	W	37-7
2/1	at Lehigh	L	14-18
2/8	Penn St.	W	19-16
2/15	West Chester	W	33-6
2/22	at Army	W	40-2

# - Princeton, N.J.; \$ - College Park, Md.

### 1975-76 (13-2)

12/13	Rutgers	W	35-5
12/13	Wilkes	W	27-16
1/5	Bloomsburg	W	29-11
1/7	Yale	L	18-21
1/10	William & Mary	W	18-16
1/10	Pittsburgh	L	15-18
1/10	Princeton	W	25-12
1/14	Rhode Island	W	20-19
1/17	Maryland	W	23-9
1/24	N. Carolina	W	22-16
1/24	Clarion	W	20-17
1/31	Lehigh	W	22-16
2/7	at Penn St.	W	20-19
2/14	West Chester	W	35-8
2/21	Army	W	40-5

### 1976-77 (12-6)

12/8	S. Illinois	W	34-5
12/10	at Wilkes	L	17-21
12/11	at Rutgers	W	31-8
12/14	Cal Poly	L	11-25
1/8	at Princeton	W	23-15
1/8 #	Lycoming	W	29-6
1/8 #	NC State	W	24-15
1/12	Rhode Island	L	19-21
1/15	Maryland	W	24-11
1/22	Yale	W	32-3
1/22	N. Carolina	W	26-9
1/29	at Lehigh	L	16-25
2/5	Penn St.	L	13-23
2/12	at Pittsburgh	W	29-15
2/19	William & Mary	W	30-6
2/19	West Chester	W	22-15
2/22	Cleveland St.	L	16-19
2/26	at Army	W	27-11

# - Princeton, N.J.

### 1977-78 (8-11)

12/10	Wilkes	L	14-17
12/10	Rutgers	W	26-12
12/10	Florida	L	17-19
1/2	at UCLA	L	13-20
1/3	at Cal Poly	L	2-40
1/7	Virginia Tech	W	23-11
1/7	NC State	W	27-13
1/7	Princeton	L	11-29
1/14	Maryland	W	35-5
1/28	Lehigh	L	18-24
2/4	at Penn St.	L	14-23
2/11	William & Mary	L	11-2
2/11	Pittsburgh	L	18-25
2/11	Cleveland St.	L	17-19
2/17	at Rhode Island	L	16-23
2/18 #	Boston U.	W	35-6
2/18	at Yale	W	36-11
2/18	at Massachusetts	W	41-8
2/25	Army	W	26-12

# - New Haven, Conn.

### 1978-79 (13-6)

12/6	S. Illinois	W	34-6
12/9	Yale	W	27-9
12/9	N. Carolina	W	18-16
12/9	Wilkes	L	19-21
12/16	Florida	L	12-31
1/6 #	Bucknell	W	28-11
1/6 #	Syracuse	L	17-22
1/6	at Princeton	W	21-17
1/9	at NC State	L	15-19
1/10	at Duke	W	25-11
1/13	at Maryland	W	36-9
1/20	Columbia	W	31-6
1/27	at Lehigh	L	11-33
1/28	at Lafayette	W	35-10
2/3	Penn St.	W	23-11
2/10	at Pittsburgh	W	21-16
2/10 \$	William & Mary	W	26-8
2/10 \$	Cleveland St.	L	13-22
2/15	at Army	W	35-3

# - Princeton, N.J.; \$ - Pittsburgh, Pa.

### 1979-80 (18-5)

12/7	at Wilkes	L	15-21
12/7	at Yale	W	29-12
12/8 #	Notre Dame	W	29-10
12/12	West Virginia	W	30-15
1/8	Princeton	W	24-11
1/9	at Old Dominion	W	23-15
1/10	at NC State	L	12-20
1/11	at N. Carolina	L	13-26
1/14	Maryland	W	26-15
1/18	at Rutgers	W	33-7
1/19 \$	C.W. Post	W	30-12
1/19 \$	N.Y. Maritime	W	59-0
1/19	at Columbia	W	27-10
1/26	S. Connecticut St.	W	28-12
1/26	Syracuse	W	34-5
1/26	Pittsburgh	W	37-6
1/28	Lafayette	W	40-2
2/2	at Penn St.	L	13-21
2/9	at Lehigh	L	10-25
2/17	William & Mary	W	30-9
2/17	East Carolina	W	28-13
2/17	Nebraska	W	9-14
2/23	Army	W	29-7

# - New Haven, Conn.; \$ - New York, N.Y.

### 1980-81 (18-4)

12/6	Wilkes	W	29-13
12/9	Cal Univ. (Pa.)	W	38-2
1/6 #	Rider	W	31-6
1/6 @	Princeton	W	30-3
1/9 \$	Virginia Tech	W	22-13
1/9 \$	Clemson	W	41-0
1/9 \$	N.C. State	L	15-20
1/14	Bucknell	W	41-10
1/17 %	N. Carolina	W	30-5
1/17	at Maryland	W	26-8
1/17 %	Yale	W	40-3
1/24	Rutgers	W	40-8
1/24	West Virginia	W	32-6
1/24	S. Connecticut St.	W	43-6
1/29	Colgate	W	36-3
1/31	Penn St.	L	15-17
2/1	at Syracuse	L	16-19
2/8 ^	Bloomsburg	W	27-17
2/8	at Pittsburgh	W	32-9
2/14	at Lehigh	L	19-21
2/15	at Lafayette	W	40-5
2/21	at Army	W	26-9

# - Princeton, N.J.; \$ - Hampton, Va.; % - College Park, Md.; ^ - Pittsburgh, Pa.

### 1981-82 (19-3)

12/5	at Wilkes	W	24-14
1/2 #	C. Oklahoma	W	24-13
1/4	at C. Florida	W	40-7
1/6	at Tennessee	W	31-16
1/9	Pitt.-Johnstown	W	42-3
1/9	Maryland	W	27-11
1/9	Temple	W	26-8
1/11	Princeton	W	36-3
1/15 \$	Morgan St.	W	37-6
1/15 \$	William & Mary	W	31-9
1/16	Old Dominion	W	30-7
1/16	Cal Poly	L	14-20
1/18	West Virginia	W	30-14
1/22	at Rider	W	30-9
1/23 %	Massachusetts	W	37-3
1/23	at Rutgers	W	43-5

# YEAR-BY-YEAR DUAL RESULTS

2007-08 NAVY WRESTLING

1/30	at Penn St.	L	18-24
2/6	N. Carolina	L	19-26
2/6	Liberty	W	34-2
2/6	Pittsburgh	W	32-7
2/13	Lehigh	W	35-10
2/20	Army	W	36-6

# - Orlando, Fla.; \$ - Hampton, Va.;  
% - Piscataway, N.J.

## 1982-83 (18-0-2)

12/3	Wilkes	W	23-15
1/2	# Appalachian St.	W	34-0
1/2	at C. Florida	W	43-3
1/3	# C. Oklahoma	W	30-13
1/6	Rider	W	33-9
1/8	\$ George Mason	W	37-6
1/8	\$ Princeton	W	35-6
1/8	at Frank & Marsh.	W	35-5
1/11	at Maryland	W	25-12
1/15	Syracuse	T	19-19
1/22	Bucknell	W	30-10
1/22	NC State	W	20-16
1/22	Rutgers	W	33-6
1/29	Penn St.	T	20-20
2/3	N. Carolina	W	29-5
2/5	at Pittsburgh	W	27-12
2/5	% Bloomsburg	W	31-9
2/6	at West Virginia	W	39-3
2/18	at Lehigh	W	24-20
2/19	at Army	W	33-3

# - Orlando, Fla.; \$ - Lancaster, Pa.;  
% - Pittsburgh, Pa.

## 1983-84 (15-4-1)

12/3	at Wilkes	W	23-13
12/6	Nebraska	W	26-18
1/2	# Clemson	W	21-9
1/2	# Central Okla.	W	33-8
1/3	at Stetson	W	55-0
1/6	at Rider	W	24-12
1/7	\$ George Mason	W	39-6
1/7	at Princeton	W	24-9
1/7	\$ Frank. & Marsh.	W	32-0
1/11	Louisiana St.	L	13-19
1/13	at Syracuse	T	22-22
1/20	at N.C. State	W	27-15
1/21	at N. Carolina	L	13-23
1/28	at Penn St.	L	13-28
1/30	West Virginia	W	33-11
2/4	Old Dominion	W	30-9
2/4	Maryland	W	32-3
2/4	Pittsburgh	W	21-17
2/11	Lehigh	L	12-22
2/17	Army	W	33-6

# - Deland, Fla.; \$ - Princeton, N.J.

## 1984-85 (13-4-1)

11/30	Wilkes	W	27-12
12/8	# App. State	W	21-12
12/8	# The Citadel	W	50-0
12/8	at NC State	W	24-15
12/8	# C. Florida	W	42-2
1/7	Frank. & Marsh.	W	37-3
1/7	Princeton	W	27-12
1/7	George Mason	W	46-0
1/12	Syracuse	W	21-15
1/19	N. Carolina	L	19-23
1/26	Penn St.	L	12-29
2/2	at Pittsburgh	W	30-11
2/3	at West Virginia	L	13-20

2/9	at Lehigh	L	17-25
2/14	at Maryland	W	21-17
2/16	Bucknell	W	27-12
2/16	Rider	W	42-2
2/23	at Army	T	16-16

# - Raleigh, N.C.

## 1985-86 (11-10)

12/2	Oregon St.	L	11-30
12/6	at Wilkes	W	22-18
1/2	at Stetson	W	44-3
1/2	# Central Okla.	W	27-14
1/2	# Clemson	L	18-19
1/6	at Frank & Marsh.	W	33-16
1/6	\$ Princeton	W	27-8
1/8	Syracuse	L	15-24
1/11	% Drexel	W	32-8
1/11	% Lycoming	W	44-6
1/11	at Rider	W	26-21
1/17	at NC State	L	14-18
1/18	at N. Carolina	L	11-32
1/26	at Penn St.	L	15-27
1/27	West Virginia	W	20-19
2/1	William & Mary	W	26-11
2/1	Pittsburgh	L	14-19
2/8	Lehigh	L	12-28
2/12	Maryland	L	18-22
2/15	at Bucknell	L	12-19
2/22	Army	W	29-2

# - Deland, Fla.; \$ - Lancaster, Pa.;  
% - Princeton, N.J.

## 1986-87 (16-4)

12/1	Oregon St.	W	36-6
12/5	Wilkes	L	13-20
1/10	at Princeton	W	33-6
1/10	# Frank. & Marsh.	W	39-6
1/17	at E. Stroudsburg	W	35-8
1/17	\$ Yale	W	39-6
1/17	\$ Drexel	W	27-11
1/24	Penn St.	L	13-25
1/26	N.C. State	W	38-5
1/31	Syracuse	W	28-10
2/1	Pittsburgh	L	17-25
2/7	Lehigh	L	16-22
2/12	at Maryland	W	29-12
2/14	Bucknell	W	28-7
2/14	Rider	W	23-15
2/14	Old Dominion	W	29-6
2/21	William & Mary	W	33-3
2/21	Shippensburg	W	35-6
2/21	N. Carolina	W	19-17
2/28	at Army	W	22-12

# - Princeton, N.J.; \$ - East Stroudsburg, Pa.

## 1987-88 (18-3-1)

12/2	Oregon St.	W	12-10
12/4	at Wilkes	W	21-18
1/2	Buena Vista	W	29-9
1/9	Princeton	W	26-9
1/9	George Mason	W	39-3
1/9	Frank. & Marsh.	W	42-3
1/16	# E. Stroudsburg	W	30-12
1/16	at Yale	W	44-3
1/16	# Drexel	W	33-10
1/18	West Virginia	W	22-12
1/23	at Penn St.	L	17-21
1/24	at Bucknell	W	27-13
1/30	Syracuse	W	26-16
1/30	Pittsburgh	T	19-19

2/6	Lehigh	W	21-13
2/13	Maryland	W	22-11
2/13	Rider	W	27-12
2/13	James Madison	W	33-8
2/19	at NC State	L	13-21
2/20	at N. Carolina	L	16-18
2/21	at Will. & Mary	W	23-13
2/27	Army	W	20-15

# - New Haven, Conn.

## 1988-89 (14-5-1)

11/28	Oregon St.	W	27-6
12/2	Wilkes	W	22-12
12/10	at Syracuse	L	12-26
12/31	# Toledo	W	28-9
1/4	at Rider	L	12-23
1/7	at Frank & Marsh.	W	37-0
1/7	\$ Princeton	W	22-11
1/14	Drexel	W	30-9
1/14	Yale	W	35-8
1/14	E. Stroudsburg	W	34-9
1/21	Penn St.	L	8-30
1/27	at West Virginia	L	15-26
1/28	at Pittsburgh	L	20-22
2/4	at Lehigh	W	21-19
2/5	NC State	W	21-13
2/11	Bucknell	W	27-10
2/11	William & Mary	W	36-6
2/14	at Maryland	W	28-10
2/18	N. Carolina	T	16-16
2/25	at Army	W	18-13

# - Tampa, Fla.; \$ - Lancaster, Pa.

## 1989-90 (18-5)

11/28	Oregon St.	L	14-20
12/1	at Wilkes	L	12-27
12/8	Syracuse	W	22-17
1/2	# Appal. St.	W	22-9
1/6	at Princeton	W	35-3
1/6	\$ Frank. & Marsh.	W	22-12
1/6	\$ George Mason	W	21-16
1/12	at Rider	W	25-11
1/13	at E. Stroudsburg	W	32-11
1/13	% Drexel	W	26-11
1/13	% Yale	W	38-11
1/20	at Penn St.	L	9-28
1/27	at West Virginia	L	12-19
1/27	^ Arizona	L	12-24
1/28	at Pittsburgh	W	31-9
2/3	Lehigh	W	23-11
2/6	Maryland	W	33-7
2/10	at Bucknell	W	25-15
2/17	at N. Carolina	W	21-17
2/17	at NC State	W	20-13
2/18	at Duke	W	29-8
2/24	Army	W	21-11
3/3	at Will. & Mary	W	25-17

# - Tampa, Fla.; \$ - Princeton, N.J.;

% - East Stroudsburg, Pa.;

^ - Morgantown, W. Va.

## 1990-91 (19-2)

12/1	at Syracuse	W	22-13
12/2	# Brown	W	21-11
12/2	# Lock Haven	W	25-8
12/2	at Cornell	W	17-15
12/7	Wilkes	W	29-11
1/5	Princeton	W	33-5
1/5	Frank. & Marsh.	W	34-3
1/12	at Yale	W	29-8

1/12	\$ E. Stroudsburg	W	36-9
1/12	\$ Drexel	W	37-3
1/19	Penn St.	L	12-25
1/25	Pittsburgh	L	9-25
1/26	West Virginia	W	18-16
2/2	at Lehigh	W	29-8
2/9	Bucknell	W	23-12
2/9	Coppin St.	W	36-6
2/9	William & Mary	W	35-11
2/12	at Maryland	W	21-15
2/16	N. Carolina	W	27-15
2/17	NC State	W	26-12
2/23	at Army	W	19-13

# - Ithaca, N.Y.; \$ - New Haven, Conn.

## 1991-92 (13-5)

12/2	Syracuse	W	21-18
12/6	at Wilkes	W	23-9
1/4	Bloomsburg	L	15-17
1/4	Drexel	W	18-13
1/10	# Edinboro	W	18-14
1/10	# Minnesota	W	25-9
1/11	# Lock Haven	W	22-14
1/11	# N. Carolina	L	11-23
1/18	at Penn St.	L	3-34
1/24	at West Virginia	W	19-16
1/25	at Pittsburgh	W	22-15
2/1	Lehigh	W	25-9
2/5	Maryland	W	22-13
2/8	\$ Bucknell	W	27-9
2/15	at N. Carolina	L	15-16
2/16	at NC State	L	15-22
2/22	Army	W	22-18
2/26	Rider	W	17-14

# - Hampton, Va.; \$ - West Point, N.Y.

## 1992-93 (19-3-1)

11/14	Penn St.	L	9-22
12/4	Wilkes	W	33-3
1/5	at Princeton	W	33-3
1/5	# New York U.	W	38-10
1/5	# Delaware St.	W	54-3
1/8	BYU	W	22-12
1/8	Oklahoma	L	12-24
1/8	N. Carolina	W	21-13
1/9	Brown	W	20-10
1/9	Wisconsin	L	12-18
1/9	Cornell	W	21-13
1/16	at Syracuse	W	21-9
1/22	West Virginia	W	21-10
1/23	Pittsburgh	T	15-15
1/23	Coppin St.	W	40-10
1/30	at Lehigh	W	19-12
2/3	at Maryland	W	16-15
2/6	Bucknell	W	22-15
2/6	Rider	W	18-17
2/20	N. Carolina	W	20-12
2/20	NC State	W	24-13
2/20	Frank. & Marsh.	W	21-12
2/27	at Army	W	22-10

# - Princeton, N.J.

## 1993-94 (13-6)

11/14	at Penn St.	W	17-15
12/3	at Wilkes	W	26-9
12/11	Syracuse	L	15-18
1/8	at Drexel	L	9-25
1/8	at Rider	W	30-7
1/13	# Virginia Tech	W	28-11
1/13	# Maryland	W	21-15

# YEAR-BY-YEAR DUAL RESULTS

## 2007-08 NAVY WRESTLING

1/14 #	Cal Poly	W	28-15
1/14 #	Wisconsin	W	23-14
1/14 #	Cornell	L	15-17
1/14 #	Clemson	L	16-17
1/21	at West Virginia	L	10-22
1/22	at Pittsburgh	W	21-14
1/28	Lehigh	W	27-6
2/5	at Bucknell	W	29-9
2/8	Maryland	W	22-14
2/19	at NC State	W	24-16
2/19	at N. Carolina	L	9-26
2/26	Army	W	19-12

### 1994-95 (10-6-1)

12/2	Wilkes	W	28-6
1/7	at Syracuse	L	12-25
1/13 #	Old Dominion	W	23-12
1/13 #	CS-Bakersfield	L	12-23
1/13 #	Cornell	W	19-13
1/14 #	N. Iowa	W	33-6
1/14 #	Illinois	L	13-20
1/14 #	Edinboro	L	17-20
1/20	West Virginia	W	24-9
1/21	Penn	L	15-17
1/21	Bucknell	W	19-18
1/28	at Lehigh	W	22-9
2/9	at Maryland	W	24-12
2/11	Rider	W	19-15
2/18	NC State	W	19-18
2/18	N. Carolina	L	14-30
2/25	at Army	T	15-15

### 1995-96 (14-5)

12/1	Pittsburgh	L	15-20
12/8	at Wilkes	W	33-9
1/6	Syracuse	W	21-15
1/12	at Kent St.	W	19-15
1/12 #	E. Michigan	W	24-13
1/13	at Cleveland St.	W	23-9
1/14 \$	Purdue	L	18-19
1/14	at Ashland	W	31-6
1/14 \$	Ohio St.	L	6-28
1/14 \$	Miami (Ohio)	W	27-5
1/20	at Bucknell	W	32-7
1/27	Lehigh	W	19-15
2/7	Maryland	W	18-13
2/10	E. Stroudsburg	W	29-7
2/10	Virginia	W	18-11
2/10	Howard	W	32-9
2/17	at NC State	L	12-31
2/17	at N. Carolina	L	3-37
2/24	Army	W	21-9

### 1996-97 (7-6)

12/3	Wilkes	W	48-0
1/6	N.C. State	W	31-6
1/12	Kent St.	L	12-21
1/12	American	W	30-10
1/17	at West Virginia	W	22-15
1/18	at Pittsburgh	W	21-16
1/25 #	Columbia	W	37-3
1/25	at Lehigh	L	13-24
2/6	at Maryland	L	13-24
2/8	at Rider	L	11-26
2/15	N. Carolina	L	9-30
2/22	at Army	L	12-19

### 1997-98 (9-6)

12/13	Drexel	W	25-10
1/8	Cornell	L	3-32
1/8	Virginia	W	19-18
1/8	Rider	L	13-19
1/13	Maryland	W	23-11
1/16	at Duquesne	W	25-15
1/18	at Bloomsburg	L	15-18
1/18	at Ashland	W	23-13
1/18 #	Miami (Ohio)	W	19-13
1/18 #	Delaware St.	W	46-6
1/24	Lehigh	L	3-37
2/14	at NC State	L	15-23
2/14	at N. Carolina	L	6-28
2/21	Army	W	21-10
2/28	at Bucknell	W	26-10

# - Ashland, Ohio

### 1998-99 (9-5)

12/4	at Oklahoma	L	6-36
1/9	at Brown	W	18-15
1/9 #	Ohio St.	L	6-26
1/13	at Maryland	W	33-9
1/16	Coppin St.	W	39-9
1/16	Howard	W	31-21
1/16	Duquesne	W	29-9
1/23	at Lehigh	L	3-33
1/24	at Drexel	L	12-20
1/30	Rutgers	W	23-15
2/13	NC State	W	25-9
2/13	N. Carolina	L	11-29
2/20	at Army	W	26-6
2/27	at Bucknell	W	19-16

# - Providence, R.I.

### 1999-2000 (10-3-1)

12/12	Penn St.	L	13-20
12/12	Frank. & Marsh.	W	24-13
1/11	Maryland	W	22-12
1/15	at Virginia	W	27-12
1/15	at James Madison	W	21-15
1/22	Lehigh	L	12-26
1/28	at Drexel	W	30-6
1/29	at Princeton	W	31-6
1/29 #	Rutgers	W	20-12
2/12	at NC State	W	28-7
2/12	at N. Carolina	L	18-23
2/13	at Duke	W	21-14
2/19	Army	T	16-16
2/26	at Bucknell	W	32-3

# - Princeton, N.J.

### 2000-01 (7-7)

12/2	at Frank & Marsh.	W	44-3
12/10	at Penn St.	L	9-28
1/6 #	Stanford	W	20-18
1/6 #	Wisconsin	L	9-25
1/6 #	Northwestern	W	29-16
1/6 #	Wyoming	L	12-18
1/12	Lehigh	L	15-22
1/17	at Maryland	W	27-13
1/27	Drexel	L	10-30
1/27	Rutgers	L	15-21
2/10	NC State	W	19-16
2/10	N. Carolina	L	13-21
2/16	Bucknell	W	31-8
2/24	at Army	W	19-13

# - Dallas, Texas

### 2001-02 (11-6)

11/9 #	UC-Davis	W	23-10
11/9	at Stanford	W	22-12
11/10	at Menlo College	W	23-13
11/10	at Fresno St.	L	13-28
12/8	E. Stroudsburg	W	41-3
1/5 \$	Northwestern	L	13-27
1/5 \$	Oklahoma	L	9-29
1/5 \$	Wisconsin	L	3-35
1/12	at Rutgers	W	19-16
1/16	Maryland	W	24-12
1/25	at Lehigh	L	10-25
1/26 %	Sacred Heart	W	33-12
1/26 %	Drexel	L	15-20
2/9	at N. Carolina	W	18-16
2/9	at NC State	W	24-12
2/15	Frank. & Marsh.	W	44-9
2/22	Army	W	22-9

# - Palo Alto, Calif.; \$ - Dallas, Texas;

% - Lansdale, Pa.

### 2002-03 (11-6)

11/8 #	Menlo College	W	30-6
11/8	at Stanford	W	29-16
11/9 \$	Sac. City College	W	47-0
11/9	at UC-Davis	L	15-16
1/4 %	Missouri	L	12-30
1/4 %	Northwestern	L	10-27
1/4 %	Oklahoma	L	6-27
1/11	Rutgers	W	18-13
1/15	at Maryland	W	26-9
1/17	Penn St.	L	3-31
1/24	Lehigh	L	0-37
2/8	N. Carolina	W	21-10
2/8	NC State	W	27-16
2/15 ^	Princeton	W	34-15
2/15	at Frank & Marsh.	W	36-3
2/15 ^	Delaware St.	W	38-3
2/22	at Army	W	21-14

# - Palo Alto, Calif.; \$ - Davis, Calif.;

% - Dallas, Texas; ^ - Lancaster, Pa.

### 2003-04 (12-4)

11/7	at UC-Davis	W	28-11
11/8 #	Menlo College	W	41-0
11/8	at Stanford	W	30-6
12/13	at Penn St.	L	3-41
1/3 \$	Purdue	L	14-24
1/3 \$	Oklahoma	L	13-21
1/3 \$	Neb.-Kearney	W	30-3
1/10	at Rutgers	W	25-10
1/14	Maryland	W	39-3
1/23	at E. Stroudsburg	W	32-7
1/24	at Lehigh	L	9-29
2/7	at American	W	40-6
2/7 %	N. Carolina	W	24-11
2/7 %	E. Michigan	W	24-15
2/14	Frank. & Marsh.	W	35-6
2/21	Army	W	22-9

# - Palo Alto, Calif.; \$ - Dallas, Texas;

% - Washington, D.C.

### 2004-05 (12-3)

11/12	at CS-Fullerton	W	23-12
11/13 #	Cal Poly	W	26-16
11/13	at CS-Bakersfield	W	23-19
12/11	at Frank & Marsh.	W	34-12
1/8 \$	Brown	W	29-6
1/8 \$	Nebraska	L	12-21
1/8 \$	Oklahoma	L	12-29

1/13	at Maryland	W	35-6
1/20	Lehigh	L	16-20
1/26	Rutgers	W	35-7
1/29	at N. Carolina	W	27-10
1/29	at NC State	W	34-6
2/12	Delaware St.	W	48-0
2/12	American	W	30-13
2/20	at Army	W	23-10

# - Temecula, Calif.; \$ - Dallas, Texas

### 2005-06 (13-2)

11/11 #	CS-Fullerton	W	29-6
11/12	at CS-Bakersfield	W	30-13
11/12 \$	UC-Davis	W	23-13
12/3	at Rutgers	W	21-12
12/9	Penn State	L	6-28
1/7 %	Purdue	W	25-12
1/7 %	Utah Valley St.	W	39-7
1/7 %	UT-Chattanooga	W	26-14
1/11	Maryland	W	33-9
1/13	at E. Stroudsburg	W	30-3
1/14	at Lehigh	L	12-20
1/28	NC State	W	38-0
1/28	N. Carolina	W	41-4
2/10	at American	W	23-13
2/18	Army	W	24-9

# - Temecula, Calif.; \$ - Bakersfield, Calif.;

% - Dallas, Texas

### 2006-07 (11-4)


11/12 #	Cumberland	W	35-6
11/12 #	Wisconsin	L	7-29
11/12	at Northwestern	L	16-20
12/1	Rutgers	W	42-0
12/8	American	W	31-9
1/6 \$	Brown	W	35-3
1/6 \$	Oklahoma	L	9-30
1/6 \$	Oklahoma State	L	17-19
1/10	at Maryland	W	25-12
1/13	Lehigh	W	25-12
1/20	at N. Carolina	W	25-9
1/20	at NC State	W	23-16
1/24	East Stroudsburg	W	40-6
2/10	Bucknell	W	31-9
2/18	at Army	W	29-6

# - Evanston, Ill.;

\$ - South Grand Prairie, Texas.;

**Navy at the NCAA Championship**

Year	Coach	NCAA Finish
1931-32	John Schutz	T8th
1935-36	John Schutz	T10th
1938-39	Ray Swartz	T12th
1941-42	Ray Swartz	T5th
1946-47	Ray Swartz	12th
1947-48	Ray Swartz	T9th
1948-49	Ray Swartz	T12th
1949-50	Ray Swartz	T10th
1950-51	Ray Swartz	T12th
1953-54	Ray Swartz	T4th
1954-55	Ray Swartz	8th
1955-56	Ray Swartz	T21st
1956-57	Ray Swartz	T13th
1960-61	Ed Peery	T28th
1961-62	Ed Peery	T30th
1962-63	Ed Peery	T11th
1963-64	Ed Peery	T29th
1964-65	Ed Peery	T10th
1965-66	Ed Peery	19th
1966-67	Ed Peery	9th
1967-68	Ed Peery	5th
1968-69	Ed Peery	19th
1969-70	Ed Peery	23rd
1970-71	Ed Peery	T9th
1971-72	Ed Peery	T9th
1972-73	Ed Peery	T10th
1973-74	Ed Peery	17th
1974-75	Ed Peery	T35th
1975-76	Ed Peery	13th
1976-77	Ed Peery	23rd
1977-78	Ed Peery	36th
1978-79	Ed Peery	T28th
1979-80	Ed Peery	T19th
1980-81	Ed Peery	39th
1981-82	Ed Peery	17th
1982-83	Ed Peery	11th
1983-84	Ed Peery	32nd
1984-85	Ed Peery	T55th
1985-86	Ed Peery	T53rd
1986-87	Ed Peery	24th
1987-88	Reg Wicks	29th
1988-89	Reg Wicks	23rd
1989-90	Reg Wicks	13th
1990-91	Reg Wicks	36th
1991-92	Reg Wicks	T36th
1992-93	Reg Wicks	T30th
1993-94	Reg Wicks	32nd
1994-95	Reg Wicks	T43rd
1996-97	Reg Wicks	T38th
1997-98	Reg Wicks	T46th
1998-99	Reg Wicks	T59th
1999-00	Reg Wicks	T62nd
2000-01	Bruce Burnett	30th
2001-02	Bruce Burnett	36th
2002-03	Bruce Burnett	T39th
2003-04	Bruce Burnett	T60th
2004-05	Bruce Burnett	T33rd
2005-06	Bruce Burnett	34th
2006-07	Bruce Burnett	18th



**Peter Blair won back-to-back national titles in 1954 and '55. He is one of only two national champions in Naval Academy wrestling history.**

**Three-Time All-Americans**

- John Reich 1980, 81, 82

**Two-Time All-Americans**

- John Fletcher 1947, 48
- L. Wayne Smith 1947, 50
- Peter Blair 1954, 55
- Joe Gattuso 1954, 55
- Gerry Franzen 1963, 64
- John Kent 1967, 68
- Pete Vanderlofske 1967, 68
- Lloyd Kaeser 1971, 72
- Tom Schuler 1971, 72
- John Althans 1976, 77
- Scott Schleicher 1989, 90
- Mark Conley 2001, 02

**Four-Time NCAA Qualifiers**

- Dan Hicks (HWT) 1992, 93, 94, 95
- Scott Schleicher (158) 1987, 88, 89, 90
- John Reich (167) 1980, 81, 82, 83
- Frank Shaffer (150) 1980, 81, 82, 83

**Navy All-Americans**

Yr	Wrestler	Place	Wt
1931-32	• Max Silverstein	2nd	158
1935-36	• Raymond Vogel	2nd	174
1941-42	• Milton Bennett	4th	155
	• William Carmichael	2nd	165
	• Charles Swift	4th	Hwt.
1946-47	• John Fletcher	3rd	147
	• L. Wayne Smith	5th	136
	• Robert Wisherd	6th	165
1947-48	• John Fletcher	2nd	147
1949-50	• L. Wayne Smith	3rd	136
1950-51	• Don Thomas	3rd	167
1953-54	• <b>Peter Blair</b>	<b>1st</b>	<b>191</b>
	• Joe Gattuso	3rd	167
1954-55	• <b>Peter Blair</b>	<b>1st</b>	<b>191</b>
	• Joe Gattuso	3rd	167
1955-56	• Edward Zabrycki	4th	177
1956-57	• Tony Stremic	2nd	191
1962-63	• Gerry Franzen	6th	177
	• Mike Harman	3rd	137
1963-64	• Gerry Franzen	5th	177
1964-65	• Wayne Hicks	2nd	137
1965-66	• John Nichols	5th	191
1966-67	• Gary Burger	3rd	123
	• John Kent	5th	160
	• Pete Vanderlofske	5th	145
1967-68	• John Kent	2nd	152
	• Pete Vanderlofske	3rd	137
1968-69	• Benjamin Welch	5th	167
1970-71	• Lloyd Keaser	3rd	142
	• Tom Schuler	2nd	118
1971-72	• Lloyd Keaser	3rd	142
	• Tom Schuler	4th	118
1972-73	• <b>Dan Muthler</b>	<b>1st</b>	<b>142</b>
1973-74	• Fred Hahndorf	6th	134
	• Jeff Simmons	5th	190
1975-76	• John Althans	4th	158
	• Mark Costello	6th	118
1976-77	• John Althans	6th	158
1978-79	• Larry Kihlstadius	6th	150
1979-80	• John Reich	4th	167
1981-82	• John Reich	3rd	167
1982-83	• George Fears	7th	Hwt.
	• John Reich	2nd	167
1983-84	• Jim Peters	8th	118
1986-87	• Matt Treaster	5th	126
1988-89	• Scott Schleicher	3rd	158
1989-90	• Brett Bourne	5th	Hwt.
	• Scott Schleicher	2nd	158
1993-94	• Dan Hicks	5th	Hwt.
1994-95	• Doug Zembiec	8th	177
1997-98	• Greg Gingeleskie	7th	184
2000-01	• Mark Conley	5th	141
2001-02	• Mark Conley	6th	141
2002-03	• Frank Edwards	7th	165
2006-07	• Matt Stolpinski	4th	174

\*\*\* National Champions in bold and italics

# EIWA CHAMPIONSHIP HISTORY

## 2007-08 NAVY WRESTLING



1968 EIWA Team Champion

### Navy's EIWA Team Championships

Year	Location	Points
1943	Philadelphia, Pa.	29
1944	Bethlehem, Pa.	32
1945	Bethlehem, Pa.	35
1946	Bethlehem, Pa.	21
1968	Pittsburgh, Pa.	92
1969	Princeton, N.J.	83
1970	State College, Pa.	103
1972	Philadelphia, Pa.	92
1974	Annapolis, Md.	135
1982	Bethlehem, Pa.	133.75
1984	Annapolis, Md.	118.75
1986	Bethlehem, Pa.	121.25
1990	Wilkes-Barre, Pa.	131.75

### Navy's Year-By-Year EIWA Results/Individual Champions

Year	Finish	Individual Champions
<b>Ray Swartz era</b>		
1940-41	3rd	155 — M.D. Bennett 165 — G.T. Weems
1941-42	3rd	155 — M.D. Bennett 165 — W.P. Carmichael HWT — C.S. Swift
1942-43	1st	121 — Malcolm MacDonald 136 — Robert Kitt 145 — J. Henson 165 — C.A. Creel HWT — C.S. Swift
1943-44	1st	121 — Malcolm MacDonald 155 — J.H. Hale
1944-45	1st	121 — Malcolm MacDonald 136 — O. Greene 145 — J. Henson 155 — J.H. Hale
1945-46	1st	136 — O. Greene
1946-47	2nd	145 — John Fletcher HWT — E.N. Smith
1947-48	3rd	----
1948-49	3rd	145 — B.M. Downes
1949-50	6th	136 — L. Wayne Smith
1950-51	8th	----
1951-52	10th	----
1952-53	6th	----
1953-54	4th	167 — J.A. Gattuso
1954-55	4th	167 — J.A. Gattuso HWT — P.S. Blair
1955-56	4th	HWT — P.S. Blair
1956-57	5th	----
1957-58	7th	----
1958-59	11th	----
1959-60	16th	----


Year	Finish	Ind. Champions
<b>Ed Peery era</b>		
1960-61	6th	191 — J.R. Griffith
1961-62	3rd	137 — Mike Harman
1962-63	4th	137 — Mike Harman 177 — Gerald Franzen
1963-64	5th	137 — Wayne Hicks 177 — Gerald Franzen
1964-65	3rd	177 — Gerald Franzen
1965-66	2nd	137 — Wayne Hicks
1966-67	2nd	145 — Pete Vanderlofske 152 — R.W. Mies
1967-68	1st	123 — Gary Burger 137 — Steve Comisky 145 — Pete Vanderlofskie HWT — Mark Kane
1968-69	1st	130 — Dale Stahl 177 — Robert Ahrens 191 — Edward Bannat
1969-70	1st	118 — Tom Schuler 126 — Lewis Mason 130 — Dale Stahl 142 — Lloyd Keaser 160 — Bob Christianson 177 — Benjamin Welch
1970-71	2nd	118 — Tom Schuler 126 — Lewis Mason 134 — Lloyd Tolk 142 — Lloyd Keaser 158 — Bob Christianson
1971-72	1st	118 — Tom Schuler 134 — Lloyd Tolk 142 — Lloyd Keaser
1972-73	2nd	150 — J. Ross Chaffin 158 — Robert Hartman
1973-74	1st	142 — Daniel Muthler 190 — Jeffrey R. Simons
1974-75	2nd	----
1975-76	T2nd	118 — Mark T. Costello
1976-77	2nd	158 — John S. Althans
1977-78	4th	----
1978-79	3rd	150 — Larry Kihlstadius
1979-80	2nd	167 — John Reich

Year	Finish	Ind. Champions
1980-81	3rd	----
1981-82	1st	150 — Frank Shaffer 167 — John Reich 177 — Mark Phillips
1982-83	2nd	167 — John Reich 177 — Mark Phillips
1983-84	1st	----
1984-85	5th	----
1985-86	1st	----
1986-87	2nd	190 — Scott Kelly
<b>Reg Wicks era</b>		
1987-88	2nd	190 — Scott Kelly
1988-89	3rd	----
1989-90	1st	126 — Mark Smith HWT — Brett Bourne
1990-91	2nd	----
1991-92	2nd	HWT — Dan Hicks
1992-93	3rd	----
1993-94	2nd	177 — Doug Zembiec HWT — Dan Hicks
1994-95	3rd	177 — Doug Zembiec HWT — Dan Hicks
1995-96	7th	----
1996-97	6th	----
1997-98	6th	----
1998-99	6th	----
1999-00	6th	----
<b>Bruce Burnett era</b>		
2000-01	6th	141 — Mark Conley
2001-02	6th	141 — Mark Conley
2002-03	10th	----
2003-04	6th	----
2004-05	3rd	----
2005-06	4th	----
2006-07	2nd	174 — Matt Stolpinski HWT — Ed Prendergast

**The Coaches Trophy**

Given at the conclusion of the EIWA Tournament to the championship's most valuable wrestler.

1944	Malcolm MacDonald
1947	John Fletcher
1948	John Fletcher
1965	Gerald Franzen
1966	Wayne Hicks
1971	Lloyd Keaser
1983	John Reich
1987	Scott Kelly



Wayne Hicks

**Billy Sheridan Memorial Award**

Given in honor of the former Lehigh coach to the wrestler who scores the most falls in the least amount of time.

1966	Peter Vanderlofske
1967	Steve Comiskey
1970	Ben Welch
1983	John Reich
1987	Scott Kelly
1988	Scott Kelly
1992	Jamie Cummings



Peter Vanderlofske

**John Fletcher Memorial Trophy**

Named in honor of a former Navy wrestler who died at sea in the service of his country, is presented to the wrestler who has scored the most team points during his EIWA tournament career.


1955	Peter Blair
1957	Ed Peery
1966	Wayne Hicks
1968	Gary Burger
1969	Steve Comiskey
1970	Dale Stahl
1972	Lloyd Keaser
1990	Scott Schleicher



Lloyd Keaser

**Navy's Three-Time EIWA Champions**


Malcolm MacDonald	1943, 44, 45
Gerald Franzen	1963, 64, 65
Lloyd Keaser	1970, 71, 72
Tom Schuler	1970, 71, 72
John Reich	1980, 1982, 83
Dan Hicks	1992, 1994, 95



Gerald Franzen

**Navy's Two-Time EIWA Champions**

Milton Bennett	1941, 42
Charles Swift	1942, 43
Josiah Henson	1943, 1945
John Hale	1944, 45
Oscar Greene	1945, 46
John Fletcher	1947, 48
Leon Smith	1947, 1950
Joseph Gattuso	1954, 55
Peter Blair	1955, 56
Mike Harman	1962, 63
Wayne Hicks	1964, 1966
Pete Vanderlofske	1967, 68
Dale Stahl	1969, 70
Bob Christianson	1970, 71
Lewis Mason	1970, 71
Lloyd Tolk	1971, 72
Mark Phillips	1982, 83
Scott Kelly	1987, 88
Brett Bourne	1990, 91
Mark Smith	1990, 91
Doug Zembiec	1994, 95
Mark Conley	2001, 02



Doug Zembiec