



# 2007 NAVY SPRINT FOOTBALL

## Media Notes

Sprint FB Contact: Jonathan Maggart ♦ Phone: (410) 293-8771 ♦ E-mail: maggart@usna.edu

31 CSFL Championships ♦ .821 All-Time Winning Percentage ♦ 39-2 (.951) in Last-41 Games

### ♦ 2007 Schedule (4-0, 2-0 CSFL)

Sept. 1	Washington & Lee JV (scrimmage)	W, 14-7
Sept. 9	at Frostburg State JV	W, 47-8
Sept. 22	vs. Army (Allegiance Bowl III)^	W, 30-17
Oct. 7	vs. Cornell* (Pride Bowl XXIX)%	W, 35-14
<b>Oct. 19</b>	<b>Princeton*</b>	<b>W, 83-0</b>
Oct. 26	at Penn*	7 p.m.
Nov. 2	at Army* (Star Game)	7 p.m.

Home games in **bold**

All times Eastern, subject to change

\* Collegiate Sprint Football League (CSFL) game

^ Saratoga Springs High School (Saratoga Springs, N.Y.)

% Kean Alumni Stadium (Union, N.J.)

### ♦ Navy Quick Facts

Location	Annapolis, Md.
Enrollment	4,000
Founded	Oct. 10, 1845
Nickname	Midshipmen, Mids
Colors	Navy Blue & Gold
Stadium	Rip Miller Field (3,500)
Superintendent	Vice Adm. Jeffrey L. Fowler, USN
Director of Athletics	Chet Gladchuk
Letterwinners Returning/Lost	31/17
All-Time Record	301-62-9 (.821)
First Year	1946

### ♦ Navy Coaching/Support Staff

Head Coach	Maj. Jake Jenkins, USMC
Alma Mater	U.S. Naval Academy '96
Phone	(410) 293-5559
E-mail	jjenkins@usna.edu
Record at Navy (Years)	4-0 (first)
Record vs. Penn	0-0
Offensive Coord/QB:	2nd Lt. Brian Hampton, USMC
Defensive Coord/LB:	2nd Lt. Ryan Engle, USMC
Running Backs:	Capt. James Sheasley, USMC
Receivers:	Ens. A.J. Storrs, USN
Offensive Line:	Ens. Zach Gallion, USN
Defensive Line:	Ens. Rick Amos, USN
Defensive Backs:	Ens. Dorian Smith, USN
Strength & Conditioning:	Capt. Chris Messineo, USMC
Sprint Football Ops:	Ens. Danny Davis, USN
Officer Representative:	Maj. Ted Greeley, USMC
Faculty Representative:	Prof. William Bowman
Team Physician:	Cmdr. David Keblish, USN
Athletic Trainers:	Joe English Amanda Culton
Equipment Staff:	Bryan Harrod
Sports Information:	Jonathan Maggart
Sprint Football Administrator:	Matt Munnelly

### Navy Midshipmen (4-0, 2-0) at Penn Quakers (3-1, 2-0)

<b>Date:</b>	Friday, Oct. 26, 2007
<b>Kickoff:</b>	7:00 p.m.
<b>Stadium:</b>	Franklin Field (52,958)
<b>Surface:</b>	Sprinturf
<b>City:</b>	Philadelphia, Pa.
<b>All-Time Series:</b>	Navy leads, 64-5-2
<b>Streak:</b>	Navy, 7
<b>Last Meeting:</b>	Navy 21, Penn 2 (Oct. 27, 2006; Annapolis, Md.)

### ♦ Navy Travels to Penn for CSFL Showdown on Friday Night

The Navy sprint football team (4-0, 2-0 CSFL) will travel to Penn (3-1, 2-0 CSFL) for a battle of the league's two undefeated teams on Friday night in historic Franklin Field. The winner of Friday night's game will claim at least a share of the CSFL Championship going into the final weekend of the year. The Midshipmen come into the contest with an impressive 64-5-2 advantage in the all-time series and have won seven-straight over the Quakers. Last season, Navy gained 340 yards on the ground in defeating Penn, 21-2, in Annapolis.

### ♦ Navy Rolls in 83-0 Win Over Princeton Last Friday

Ten different Navy sprint football players scored a touchdown as the Midshipmen cruised to an 83-0 victory over Princeton at Rip Miller Field. Navy improved to 4-0 on the year and 2-0 in CSFL action, while Princeton fell to 0-5 overall and 0-3 in league play.

Navy's 83-point performance ranks as the second-highest mark in program history. The Midshipmen set the school record with a 98-0 win over Princeton on Oct. 21, 2005, in Annapolis. Navy out-gained Princeton by 490 yards on Friday night, churning out 550 yards while holding its guests to 60 yards. The total yardage differential ranks second in school history, with the 664-yard disparity against the Tigers two seasons ago topping the list.

Defensively, the Midshipmen recorded their first shutout of the season and their first since a 58-0 triumph at Princeton last year. The 60 yards allowed ranks as the fifth fewest in school history, while the 17 yards yielded on the ground ranks sixth best in the program's all-time annals. Navy's defense also produced five sacks, nine tackles for a loss of 45 yards and three interceptions.

With its shutout against Princeton, Navy's defense has held the Tigers scoreless in each of the last-three meetings, a span of 183:18 dating back to the 2004 campaign. The Midshipmen have surpassed the 50-point mark in each of the last-seven contests against Princeton, averaging 71.1 points per game during that span.

Following a Princeton punt on its opening drive, Navy wasted little time in taking the lead for good. On the first play from scrimmage, running back **Richard Engel (Sr./Medford, N.J.)** ran for a 62-yard touchdown on a toss to the left. It marked the 22nd rushing touchdown of his career, moving him into a tie for second place on Navy's all-time list, only one shy of the record of 23 touchdowns by Matt Sobecki (1994-97).

The Midshipmen would make it 28-0 at the end of the opening quarter following touchdown runs from running back **Enrique Harris (Jr./Crawfordville, Fla.)** and wide receiver **Todd Barriger (Sr./Prescott, Mich.)** and a scoring strike from **D.J. Green (Jr./Indianapolis, Ind.)** to wide receiver **Tommy Telson (Jr./Bedford, Texas)**.

Backup quarterback **Jon DeWitt (Jr./Mendham, N.J.)** entered in the second quarter and delivered touchdown passes to Barriger and wide receiver **Brad Cash (So./Wilmington, N.C.)**. Kicker **David Reifenberg (So./R. Wayne, Ind.)** kicked the first of his two field goals of the evening in between the two aerial scoring plays as the Midshipmen carried a 45-0 lead into halftime.

Navy would expand its lead to 80-0 with five touchdowns in the third quarter. DeWitt, running backs **Alfonso Meidus (Jr./Leechburg, Pa.)** and **Steve Benson (So./Ellenwood, Ga.)** and linebacker **Catwright Hall (Fr./Cincinnati, Ohio)** all ran for a touchdown in the penultimate quarter. Defensive lineman **Tom Hayes (So./Ballston Lake, N.Y.)** also picked off a pass on fourth down and returned it 15 yards for a touchdown.

## Game 5 - at Penn

### ◆ Numerical Roster

No.	Name	Yr.	Pos.	Ht.	Hometown/ High School
2	David Reifenberg*	So.	K	5-6	Ft. Wayne, Ind. / Bishop Dwenger
3	Stephen Phillips*	So.	K	5-8	Barhamsville, Va. / Poquoson
5	Tyler Terronez	Fr.	QB	6-2	Mechanicsburg, Pa. / Naples American (Italy)
6	Mike Nolan	Fr.	DB	5-10	Carmichael, Calif. / Rio Americano
7	Steve Benson	So.	RB	5-11	Ellenwood, Ga. / Martin Luther King Jr.
8	Matthew Mitchelson*	Jr.	QB	6-2	Concord, Calif. / Concord
9	Justin Nabozna**	Jr.	DL	6-0	New Fairfield, Conn. / New Fairfield
10	Todd Barriger***	Sr.	WR	5-10	Prescott, Mich. / Whittemore-Prescott
13	D.J. Green*	Jr.	QB	5-10	Indianapolis, Ind. / Perry Meridian
14	Jon DeWitt	Jr.	QB	6-0	Mendham, N.J. / West Morris Mendham
15	Brad Erickson	So.	DB	5-11	Lake Forest, Ill. / Lake Forest
17	Jason Feipel**	Sr.	DB	5-10	Walcott, Iowa / Davenport West
19	James Campbell**	Jr.	DB	6-1	Kansas City, Mo. / Oak Park
20	Enrique Harris*	Jr.	RB	5-8	Crawfordville, Fla. / Wakulla
21	Nate Stewart*	So.	RB	5-9	Fitzgerald, Ga. / Fitzgerald
22	Jarred Tate*	So.	DB	5-9	Las Vegas, Nev. / Shadow Ridge
23	Hunter Armour	Sr.	DB	5-10	Malibu, Calif. / Loyola
24	Mike McLaughlin	So.	RB	5-9	Allison Park, Pa. / Pittsburgh Central Catholic
25	Viet Vo	Fr.	DB	5-11	Hoover, Ala. / Hoover
27	Andrew Wright*	Jr.	DB	6-0	Baltimore, Md. / Paul Laurence Dunbar
28	Zach Newhouse	Fr.	WR/TE	5-11	Martinsburg, W.Va. / Martinsburg
29	Tyler Hawkins*	So.	LB	5-8	Canyon Country, Calif. / Canyon
32	Tony Choros	Sr.	DL	5-10	Cresson, Pa. / Penn Cambria
33	Nicholas Pretty	So.	DB	5-11	San Jose, Calif. / Lincoln
34	Richard Engel***	Sr.	RB	5-10	Medford, N.J. / Shawnee
36	Chris Combellick*	Jr.	LB	6-0	Carmel, Ind. / Carmel
39	Justin Belmore**	Jr.	LB/DB	5-7	Dover, N.H. / Dover
40	Kyle Hayhurst*	So.	DL	5-11	Pleasanton, Calif. / Foothill
41	Gaetano Bettinelli	Jr.	TE	5-11	St. Helena, Calif. / St. Helena
42	Alfonso Meidus	Jr.	RB	5-6	Leechburg, Pa. / Leechburg
43	Cartwright Hall	Fr.	LB	5-11	Cincinnati, Ohio / Cincinnati Hill Christian Academy
44	Corey Hausman	Jr.	LB	5-8	Onawa, Iowa / West Monona Community
45	Taylor Brashear**	Sr.	DL	5-7	Collierville, Tenn. / Collierville
48	Galen Landis*	Jr.	DL	6-1	Hershey, Pa. / Hershey
49	David Baird	Fr.	RB	5-5	Ravenel, S.C. / Bishop England
53	Drew Cecil**	Jr.	OL	6-1	Ft. Thomas, Ky. / Highlands
54	Michael Bosworth**	Jr.	OL	5-11	Dripping Springs, Texas / Dripping Springs
55	K.C. Middleton	So.	DL	6-1	Jacksonville, Fla. / University Christian School
56	Brian Smith**	Jr.	LB	5-8	Gainesville, Fla. / Buchholz
57	Chip Broun***	Sr.	OL	6-2	Dunwoody, Ga. / Wesleyan School
58	Daniel Stayton	Jr.	LB	5-9	New Market, Ala. / Buckhorn
59	Emery Persinger	Fr.	LB	6-0	Cheswick, Pa. / Deer Lakes
60	Patrick O'Brien	Fr.	OL	5-10	Rockville, Md. / Rockville
61	Chuck Bell	So.	OL	5-10	Gainesville, Fla. / Buchholz
62	Bill McClellan	So.	OL	5-8	Tinley Park, Ill. / Victor J. Andrew
65	Mark Capansky	Jr.	OL	5-11	Woodstock, Va. / Central
66	Jeremy Harbaugh	Fr.	DL	5-11	Smithsburg, Md. / Smithsburg
67	Lou Feaman*	Sr.	OL	5-10	Boynton Beach, Fla. / Spanish River
68	Jeff Schuele**	Jr.	OL	5-10	Troy, Mich. / Notre Dame Prep
69	Tom Lucey	Sr.	OL	5-10	Reed City, Mich. / Reed City
76	Luke Pye	Fr.	DL	6-0	Cartersville, Ga. / Cartersville
77	Joe Travers	Fr.	OL	5-8	Severn, Md. / Old Mill
79	Jerry Feehery	Jr.	OL	6-0	Wallingford, Pa. / Cardinal O'Hara
80	Brad Cash*	So.	WR	5-10	Wilmington, N.C. / E.A. Laney
81	Tommy Tellson**	Jr.	WR	5-11	Bedford, Texas / Eules Trinity
82	Nash Bagby*	Jr.	WR/P	6-0	Waco, Texas / Reicher Catholic
83	Kaleb Kaetter-Henry	Fr.	WR/TE	5-10	McKinney, Texas / Melissa
85	Macedonius Melonas	Jr.	WR	5-6	Orem, Utah / Orem
87	JoJo Catrini	Fr.	WR	5-8	Norcross, Ga. / Wesleyan School
88	Karl Motoyama	Jr.	TE	6-1	Honolulu, Hawai'i / Iolani
95	Taylor Dodd**	Sr.	DL	5-8	San Juan Capistrano, Calif. / St. Margaret's Episcopal
96	Kellen Odom	Jr.	DL	6-0	North Richland Hills, Texas / Ft. Worth Christian School
98	Blake Moore	So.	DL	5-11	Newhall, Calif. / William S. Hart
99	Tom Hayes	So.	DL	5-9	Ballston Lake, N.Y. / South Glens Falls

\*denotes letters won

### ◆ Alphabetical Roster

No.	Name	Pos.
23	Armour, Hunter	DB
82	Bagby, Nash	WR/P
49	Baird, David	RB
10	Barriger, Todd	WR
61	Bell, Chuck	OL
39	Belmore, Justin	LB/DB
7	Benson, Steve	RB
41	Bettinelli, Gaetano	TE
54	Bosworth, Michael	OL
45	Brashear, Taylor	DL
57	Broun, Chip	OL
19	Campbell, James	DB
65	Capansky, Mark	OL
80	Cash, Brad	WR
87	Catrini, JoJo	WR
53	Cecil, Drew	OL
32	Choros, Tony	DL
36	Combellick, Chris	LB
14	DeWitt, Jon	QB
95	Dodd, Taylor	DL
34	Engel, Richard	RB
15	Erickson, Brad	DB
67	Feaman, Lou	OL
79	Feehery, Jerry	OL
17	Feipel, Jason	DB
13	Green, D.J.	QB
43	Hall, Cartwright	LB
66	Harbaugh, Jeremy	DL
20	Harris, Enrique	RB
44	Hausman, Corey	LB
29	Hawkins, Tyler	LB
99	Hayes, Tom	DL
40	Hayhurst, Kyle	DL
83	Kaetter-Henry, Kaleb	WR/TE
48	Landis, Galen	DL
69	Lucey, Tom	OL
62	McClellan, Bill	OL
24	McLaughlin, Mike	RB
42	Meidus, Alfonso	RB
85	Melonas, Macedonius	WR
55	Middleton, K.C.	DL
8	Mitchelson, Matthew	QB
98	Moore, Blake	DL
88	Motoyama, Karl	TE
9	Nabozna, Justin	DL
28	Newhouse, Zach	WR/TE
6	Nolan, Mike	DB
60	O'Brien, Patrick	OL
96	Odom, Kellen	DL
59	Persinger, Emery	LB
3	Phillips, Stephen	K
33	Pretty, Nicholas	DB
76	Pye, Luke	DL
2	Reifenberg, David	K
68	Schuele, Jeff	OL
56	Smith, Brian	LB
58	Stayton, Daniel	LB
21	Stewart, Nate	RB
22	Tate, Jarred	DB
81	Tellson, Tommy	WR
5	Terronez, Tyler	QB
77	Travers, Joe	OL
25	Vo, Viet	DB
27	Wright, Andrew	DB

## Game 5 - at Penn

### ◆ Penn Quick Facts

Location	Philadelphia, Pa.
Enrollment	10,248
Founded	1751
Nickname	Quakers
Colors	Red, Blue
Stadium	Franklin Field (52,958)
School President	Dr. Amy Gutmann
Director of Athletics	Steve Bilsky
SID Contact	Chas Dorman
Phone	(215) 898-6128
Fax	(215) 898-1747
E-mail	dorman@pobox.upenn.edu
Website	www.PennAthletics.com

### ◆ Penn Coaching Staff

Head Coach	Bill Wagner
Record at Penn (Years)	84-129-2 (38th)
Record vs. Navy	4-42-2
Defensive Coordinator/Special Teams	Brian Adair
Offensive Assistant Coach	Timothy Murphy
Offensive Line	Mike Rawlings
Defensive Line	Dan Harrell
Defensive Backs	Peter Balzano
Assistant Coach	Ralph Roesler
Assistant Coach	Charlie Sandora

### ◆ 2007 Schedule (3-1, 2-0 CSFL)

Sept. 14	at Cornell	L, 23-18
<b>Sept. 28</b>	<b>Princeton</b>	<b>W, 60-7</b>
Oct. 12	at Army*	W, 13-12
<b>Oct. 20</b>	<b>Cornell*</b>	<b>W, 35-28 (OT)</b>
<b>Oct. 26</b>	<b>Navy*</b>	<b>7 p.m.</b>
Nov. 2	at Princeton*	7 p.m.

Home games in **bold**

All times Eastern, subject to change

\* Collegiate Sprint Football League (CSFL) game

### ◆ 2006 Results (2-4, 1-3 CSFL)

Sept. 16	vs. Cornell <sup>^</sup>	L, 20-12
Sept. 29	at Princeton	W, 50-15
<b>Oct. 14</b>	<b>Army*</b>	<b>L, 16-7</b>
Oct. 20	at Cornell*	L, 21-7
Oct. 27	at Navy*	L, 21-2
<b>Nov. 3</b>	<b>Princeton*</b>	<b>W, 35-12</b>

Home games in **bold**

\* Collegiate Sprint Football League (CSFL) game

<sup>^</sup> Saratoga Springs High School (Saratoga Springs, N.Y.)

### ◆ Last Meeting ... Navy 21, Penn 2

Navy running backs **Richard Engel (Medford, N.J.)** and **Enrique Harris (Crawfordville, Fla.)** each ran for more than 100 yards as the Midshipmen defeated Penn, 21-2, in sprint football action at Rip Miller Field. The Mids improved to 4-1 on the year and 2-1 in the CSFL, while the Quakers fell to 1-4 overall and 0-3 in the league.

With heavy rain and strong wind guests throughout the game, both teams were forced to rely on their running games to account for much of the offense on Friday night.

Engel gained a career-best 169 yards on 26 carries with a pair of touchdowns, while Harris churned out 102 yards on 13 rushing attempts and a touchdown. The Midshipmen finished the night with a season-best 340 yards on the ground, their highest total since their 580-yard rushing performance against Princeton last season.

Navy's defense also stepped up for the second-consecutive week, holding Penn's offense to 104 yards, only 33 of which came during the first-three quarters, and no first downs in the first half.

Navy's defense was led by **Justin Nabozna (New Fairfield, Conn.)**, who made six tackles, three for a loss of 12 yards and a sack. **Ryan Engle (Reed City, Mich.)** also chipped in with six tackles, while **Adam Birchenough (Homer, N.Y.)** provided three tackles, two of which were sacks and forced a fumble.

### Team Statistics

Category	Penn	Navy
First Downs	7	19
Rushes-Yds.	35-76	56-340
Passing Yds.	28	17
Passes A-C-I	15-3-0	8-2-1
Plays-Yds.	50-104	64-357
Fumb. Ret.-Yds.	0-0	0-0
Punt Ret.-Yds.	0-0	1-(-6)
KO Ret.-Yds.	4-67	0-0
Int. Ret.-Yds.	1-2	0-0
Punts-Avg.	10-36.2	1-21.0
Fumbles-Lost	3-0	2-1
Penalties-Yds.	3-35	7-63
Time of Poss.	28:25	31:35
3rd-Dn. Conv.	2-13	5-12
4th-Dn. Conv.	0-1	2-6
Red Zone	0-0	2-4
Sacks-Yds.	0-0	5-26

### Score by Quarters

	1	2	3	4	F
Penn	0	2	0	0	2
Navy	7	7	7	0	21

Attendance: 290

Weather: 49 deg., Heavy Rain

### ◆ Team Comparison

#### Navy (4-0, 2-0 CSFL)

Team Statistics	Navy	Opp.
Points / Game	48.8	9.8
First Downs / Game	21.3	8.8
Rushing / Game	287.5	38.0
Passing / Game	188.3	128.8
Total Offense / Game	475.8	166.8
Turnovers	5	12
Pen. Yards / Game	70.8	63.3
Time of Possession	32:07	27:53

#### Penn (3-1, 2-0 CSFL)

Team Statistics	Penn	Opp.
Points / Game	31.5	22.5
First Downs / Game	15.8	21.0
Rushing / Game	203.0	138.5
Passing / Game	172.3	256.8
Total Offense / Game	375.3	395.3
Turnovers	14	18
Pen. Yards / Game	69.3	56.8
Time of Possession	29:05	30:55

### ◆ The Navy-Penn Series

Overall	Navy, 64-5-2	Date	Res.	Score	Site	Date	Res.	Score	Site
in Annapolis	Navy, 32-2-2	10/9/70	W	37-20	R	10/18/91	W	15-14	R
in Philadelphia	Navy, 32-3	10/16/71	W	20-0	H	10/2/92	W	31-0	R
		10/27/72	W	21-15	R	10/17/92	W	20-6	H
<b>Date</b>	<b>Res. Score Site</b>	11/3/73	W	20-14	H	10/2/93	W	27-6	H
11/16/46	W 45-6 R	11/8/74	W	14-3	R	10/15/93	W	28-6	R
11/22/47	W 26-7 H	11/14/75	W	57-7	H	10/14/94	W	55-14	H
10/16/48	W 26-12 R	10/1/76	W	21-0	R	11/4/95	W	20-0	R
10/21/49	T 13-13 H	10/8/77	W	35-6	H	10/18/96	W	51-14	H
10/28/50	W 69-0 R	10/13/78	W	17-3	R	10/31/97	W	9-3	R
11/2/51	W 20-0 H	10/27/79	W	45-7	H	10/23/98	L	17-14	H
10/25/52	W 32-0 R	11/9/79	W	13-12	R	11/6/99	L	37-14	R
11/6/53	W 34-0 H	9/26/80	W	35-7	H	10/20/00	L	28-27	H
10/23/54	W 33-0 R	10/31/80	W	10-0	R	11/3/01	W	9-6	R
1/5/55	W 13-6 H	10/3/81	W	7-0	H	11/1/02	W	48-0	H
11/2/56	W 74-0 R	10/8/82	W	21-0	R	9/20/03	W	10-6	H
11/23/57	W 35-0 H	10/15/83	W	35-6	H	10/31/03	W	31-0	R
10/11/58	W 41-0 R	9/29/84	W	43-7	R	10/29/04	W	45-7	H
10/17/59	W 49-0 H	11/2/84	W	45-0	H	10/28/05	W	62-15	R
10/21/60	L 20-18 R	9/21/85	W	55-0	R	10/27/06	W	21-2	H
10/27/61	W 38-0 H	10/5/85	W	44-6	H				
11/3/62	W 20-0 R	9/26/86	W	17-0	R				
11/16/63	W 55-14 H	10/25/86	W	56-0	R				
11/21/64	W 34-0 R	10/3/87	W	17-7	H				
10/8/65	W 7-6 H	10/31/87	W	45-6	H				
10/15/66	W 34-0 R	9/30/88	T	14-14	H				
10/21/67	W 21-0 H	10/28/88	W	13-10	R				
10/25/68	W 21-6 R	10/6/89	L	12-7	R				
11/1/69	W 34-7 H	10/5/90	W	14-7	H				

## Game 5 - at Penn

### ◆ CSFL Standings

	League			Overall		
	W	L	Pct.	W	L	Pct.
<b>Navy</b>	<b>2</b>	<b>0</b>	<b>1.000</b>	<b>4</b>	<b>0</b>	<b>1.000</b>
Penn	2	0	1.000	3	1	.750
Army	1	1	.500	2	3	.400
Cornell	1	2	.333	3	2	.600
Princeton	0	3	.000	0	5	.000

### Last Week:

Oct. 19

at Navy 83, Princeton 0

Oct. 20

at Penn 35, Cornell 28 (OT)

### This Week:

Oct. 26

Navy at Penn\*

Army at Cornell\*

7 p.m.

7 p.m.

### ◆ CSFL Individual Leaders

Passing	Att.	Com.	Yds.	TD	INT
Zak Dentes, Cornell	87	52	731	4	3
Robert Miner, Army	92	45	705	4	10
Mike D'Angelo, Penn	68	36	613	6	2
<b>D.J. Green, Navy</b>	<b>49</b>	<b>30</b>	<b>496</b>	<b>4</b>	<b>1</b>
Alex Kandabarow, Princeton	82	27	367	2	7

Rushing	Att.	Yds.	TD	Avg.
Rob Lombardi, Penn	78	436	3	5.6
<b>Enrique Harris, Navy</b>	<b>48</b>	<b>286</b>	<b>2</b>	<b>6.0</b>
<b>Richard Engel, Navy</b>	<b>41</b>	<b>272</b>	<b>4</b>	<b>6.6</b>
Glenn Palmer, Cornell	42	231	1	5.5
<b>Nate Stewart, Navy</b>	<b>24</b>	<b>185</b>	<b>1</b>	<b>7.7</b>

Receiving	Rec.	Yds.	TD	Avg.
Michael Brennan, Cornell	25	349	2	14.0
Lon Johnson, Princeton	22	331	2	15.0
Matt Malleo, Cornell	18	239	3	13.3
Geoff Phillips, Army	15	265	3	17.7
Kevin Atwell, Army	15	155	0	10.3

Tackles	Total
Nate Drake, Army	50
John Park, Cornell	42
Mike Schroder, Princeton	41
Steven Wax, Army	39
Barrett Rife, Army	38

Interceptions	INT
<b>James Campbell, Navy</b>	<b>2</b>
<b>Jason Feipel, Navy</b>	<b>2</b>
Cameron Johnson, Cornell	2
Chris Stanton, Cornell	2
Andy Feigenbaum, Penn	2
Lucas Briger, Princeton	2

### ◆ Navy Reaches 300 All-Time Wins

The Navy sprint football program recorded its 300th victory in program history on Sunday, Oct. 7, when it defeated Cornell, 35-14, in Pride Bowl XXIX. The 62-year old program owns an all-time mark of 300-62-9, good for an .821 winning percentage.

### Landmark Victories

No.	Date	Opponent	Score	Head Coach
1	Oct. 19, 1946	Princeton	19-0	Cmdr. W.T. Ingram, USN
50	Nov. 10, 1956	Princeton	32-0	Cmdr. S.H. Werner, USN
100	Oct. 14, 1967	at Princeton	29-8	Jack M. Cloud
150	Oct. 21, 1977	Princeton	31-7	Lt. Glen Nardi, USN
200	Oct. 16, 1987	at Rutgers	21-6	Lt. Col. Lonnie Messick, USMC
250	Nov. 7, 1997	at Army	24-21	Maj. Rick Pagel, USMC
300	Oct. 7, 2007	vs. Cornell	35-14	Maj. Jake Jenkins, USMC

### ◆ Road Warriors

The Midshipmen played their only home game of the 2007 season against Princeton on Oct. 19, recording an 83-0 victory. The one home contest ranks as the fewest home games played in a season by the Mids in the program's 62-year history.

Meanwhile, Navy will travel more than 2,300 miles on the road and spend in excess of 40 hours on a bus going to and from its five games away from Annapolis this year.

### Navy's Road Mileage in 2007

Opponent (Site)	Miles*	Time
at Frostburg State JV (Frostburg, Md.)	172.04	2:56
vs. Army (Saratoga Springs, N.Y.)	388.94	6:40
vs. Cornell (Union, N.J.)	205.78	3:37
at Penn (Philadelphia, Pa.)	126.31	2:21
at Army (West Point, N.Y.)	264.33	4:45
<b>Totals</b>	<b>1157.40</b>	<b>20:19</b>

\* denotes one-way mileage (according to mapquest.com)

### ◆ Leading the CSFL in Offense AND Defense

The Midshipmen have produced a total team effort in 2007, leading the CSFL in total offense and total defense. Navy's offense tops the league with 48.8 points per game, 475.8 yards per contest and 287.5 rushing yards per game. On the defensive side of the ball, the Midshipmen lead the league with 9.8 points allowed per game, 166.8 yards allowed per outing and 38.0 rushing yards per contest.

In CSFL games only, Navy's paces the league with 59.0 points per game, 510.0 yards per contest and 326.5 rushing yards per outing. Defensively, the Mids lead the CSFL with 7.0 points allowed per outing, 149.5 yards allowed per contest and 61.0 rushing yards per game.

### ◆ CSFL Players of the Week

	OFFENSE	DEFENSE	SPECIAL TEAMS
Week 1 (9/11)	Robert Miner, Army	<b>Galen Landis, Navy</b>	<b>David Reifberg, Navy</b>
Week 2 (9/18)	Matt Malleo, Cornell	Andy Feigenbaum, Penn	John Mackintosh, Cornell
Week 3 (9/25)	<b>Enrique Harris, Navy</b>	Cameron Johnson, Cornell	<b>David Reifberg, Navy</b>
Week 4 (10/2)	Rob Lombardi, Penn	Thomas Russell, Army	Rob Lombardi, Penn
Week 5 (10/9)	<b>D.J. Green, Navy</b>	<b>Tyler Hawkins, Navy</b>	John Mackintosh, Cornell
Week 6 (10/16)	Mike D'Angelo, Penn	Sam Biddle, Penn	Michael Brennan, Cornell
Week 7 (10/23)	Rob Lombardi, Penn	Gage O'Connell, Penn	<b>David Reifberg, Navy</b>
Week 8 (10/30)			
Week 9 (11/6)			

◆ **Engel Approaching Career Rushing Touchdowns Record**

Navy senior running back Richard Engel (Medford, N.J.) enters this week's action tied for second on the career rushing touchdowns list with Brian Voss (1994-96) and James Wall (1969-71), only one shy of matching the record of 23 touchdowns held by Matt Sobecki (1994-97).

In 21 career games, Engel has found the endzone on 22 occasions. The product of Medford, N.J., opened the year with a two-touchdown effort at Frostburg State JV on Sept. 9. He has scored at least one touchdown in six of his last-seven games.

One year ago, Engel led the CSFL in rushing with 659 yards and nine touchdowns on 115 carries (5.7 ypc). Engel became the first Navy running back to win the rushing title since Sobecki churned out 984 yards in 1997. This season, he ranks third in the league with his 272 yards on the ground and tops the CSFL with four rushing touchdowns.

**Navy Career Rushing Touchdowns Record**

Pl.	No.	Name (Years)
1.	23	Matt Sobecki (1994-97)
2.	22	<b>Richard Engel (2004-present)</b>
	22	Brian Voss (1994-96)
	22	James Wall (1969-71)

◆ **The Kicks Are Up and Good!**

Navy kicker **David Reifenberg (So./Fr. Wayne, Ind.)** has etched his name in the single-game record book at Navy this season for extra points and field goals made. Reifenberg went 11-for-11 in extra-point attempts during Navy's 83-0 win over Princeton on Oct. 19. Against Army in the Allegiance Bowl, he tied the school record with three field goals made in a 30-17 victory.

Reifenberg's name has also began to appear in the single-season lists in both categories. His 24 converted extra points rank sixth, while his seven field goals made are the fourth-most in program history.

**Navy Single-Game Extra Points Made Record**

Pl.	No.	Name (Opponent; Date)
1.	11	<b>David Reifenberg (vs. Princeton; Oct. 19, 2007)</b>
2.	10	Joey Bullen (vs. Princeton; Sept. 24, 2004)
3.	8	Douglas Wilson (at Penn; Oct. 25, 1986)

**Navy Single-Game Field Goals Made Record**

Pl.	No.	Name (Opponent; Date)
1.	3	<b>David Reifenberg (vs. Army; Sept. 22, 2007)</b>
	3	Joey Bullen (vs. Army; Nov. 5, 2004)
	3	Charles Spangler (vs. Army; Nov. 5, 1988)
	3	Charles Spangler (vs. Princeton; Sept. 24, 1988)
	3	Douglas Wilson (vs. Cornell; Oct. 11, 1985)

**Navy Single-Season Extra Points Made Record**

Pl.	No.	Name (Year)
1.	33	Jaesen Van Yerger (1994)
2.	30	Joey Bullen (2004)
3.	26	Charles Nash (2002)
4.	25	Anthony Conticelli (2005)
	25	Douglas Wilson (1986)
6.	24	<b>David Reifenberg (2007)</b>

**Navy Single-Season Field Goals Made Record**

Pl.	No.	Name (Year)
1.	10	Douglas Wilson (1985)
2.	8	Charles Nash (2002)
	8	Charles Spangler (1988)
4.	7	<b>David Reifenberg (2007)</b>
5.	6	Joey Bullen (2004)
	6	Andrew Mullen (1979)

◆ **CSFL Offensive Team Rankings**

Scoring	PPG	CSFL Only	PPG
Navy	48.8	Navy	59.0
Penn	31.5	Cornell	25.3
Cornell	29.6	Penn	24.0
Army	19.5	Army	12.0
Princeton	8.3	Princeton	0.0

Total Offense	YPG	CSFL Only	YPG
Navy	475.8	Navy	510.0
Penn	375.3	Cornell	329.3
Cornell	356.6	Penn	303.5
Army	328.3	Army	302.0
Princeton	184.3	Princeton	132.5

Rushing	YPG	CSFL Only	YPG
Navy	287.5	Navy	326.5
Penn	203.0	Cornell	128.3
Cornell	159.6	Penn	118.5
Army	104.5	Army	110.0
Princeton	44.8	Princeton	48.5

Passing	YPG	CSFL Only	YPG
Army	223.8	Cornell	201.0
Cornell	197.0	Army	192.0
Navy	188.3	Penn	185.0
Penn	172.3	Navy	183.5
Princeton	139.5	Princeton	84.0

◆ **CSFL Defensive Team Rankings**

Points Allowed	PPG	CSFL Only	PPG
Navy	9.8	Navy	7.0
Army	15.5	Army	13.0
Penn	22.5	Penn	20.0
Cornell	22.8	Cornell	23.3
Princeton	56.5	Princeton	58.5

Total Defense	YPG	CSFL Only	YPG
Navy	166.8	Navy	149.5
Army	290.3	Cornell	320.3
Cornell	318.8	Army	321.0
Penn	395.3	Penn	386.5
Princeton	454.5	Princeton	414.0

Rushing	YPG	CSFL Only	YPG
Navy	38.0	Navy	61.0
Penn	138.5	Penn	128.5
Cornell	145.6	Army	147.0
Army	154.0	Cornell	150.0
Princeton	299.0	Princeton	253.5

Passing	YPG	CSFL Only	YPG
Navy	128.8	Navy	88.5
Army	136.3	Princeton	160.5
Princeton	155.5	Cornell	170.3
Cornell	173.2	Army	174.0
Penn	256.8	Penn	258.5

## Game 5 - at Penn

### ◆ Record When

Situation	2007	Streak
Overall	4-0	W-7
Playing at home	1-0	W-17
Playing on the road	1-0	W-2
Playing at a neutral site	2-0	W-8
Leading after the first quarter	2-0	W-14
Trailing after the first quarter	1-0	W-6
Tied after the first quarter	1-0	W-2
Leading at halftime	3-0	W-18
Trailing at halftime	0-0	L-1
Tied at halftime	1-0	W-6
Leading after the third quarter	3-0	W-8
Trailing after the third quarter	0-0	W-1
Tied after the third quarter	1-0	W-3
In overtime	0-0	L-1
Come-from-behind wins	2	---
Navy scores first	3-0	W-17
Opponent scores first	1-0	W-1
Navy rushes for over 200 yards	3-0	W-20*
Opponent rushes for over 200 yards	0-0	W-2*
Navy passes for over 200 yards	1-0	W-10
Opponent passes for over 200 yards	1-0	W-1
Winning turnover margin	2-0	W-3
Losing turnover margin	0-0	W-5
Turnover margin is tied	2-0	W-8*
On Sprinturf / artificial turf	3-0	W-5
On grass	1-0	W-10
Navy scores 20 or less	0-0	W-1
Navy scores 21-30 points	1-0	W-4
Navy scores 31-plus points	3-0	W-42
Opponent scores 20 or less	4-0	W-7
Opponent scores 21-30 points	0-0	W-1
Opponent scores 31-plus points	0-0	L-4

\*denotes since start of 2002 season

### ◆ Notes About Longer Streaks

<b>Playing at Home</b>	<b>W-17</b>
last loss	vs. Army; Nov. 10, 2000 (31-24)
<b>Leading at Halftime</b>	<b>W-18</b>
last loss	at Army; Nov. 7, 2003 (30-25)
<b>Tied at Halftime</b>	<b>W-6</b>
last loss	at Army; Nov. 3, 1989 (32-10)
<b>Navy Scores First</b>	<b>W-17</b>
last loss	at Army; Nov. 7, 2003 (30-25)
<b>Navy Scores 31-plus Points</b>	<b>W-42</b>
last loss	vs. Army; Nov. 4, 1994 (41-34)
<b>Opponent Scores 31-plus Points</b>	<b>L-4</b>
last win	at Wesley JV; Sept. 21, 1997 (48-34)

### ◆ Navy's 1-2 Rushing Tandem ... Engel and Harris

Navy's league-leading rushing attack has been keyed by the efforts of its top-two running backs, Enrique Harris (Jr./Crawfordville, Fla.) and Richard Engel (Sr./Medford, N.J.). The Midshipmen rushing duo have combined for 558 yards and six touchdowns on 89 carries this year (6.3 ypc). Harris is second in the CSFL with his 286 yards on the ground, while Engel, last year's league rushing leader, owns 272 yards this season to rank right behind his teammate for third in the league.

#### Navy's Rushing Attack Game-by-Game

Opponent	-Harris -			-Engel -			- Team -		
	Att.	Yds.	TD	Att.	Yds.	TD	Att.	Yds.	TD
at Frostburg State JV	14	66	0	9	34	2	47	184	4
vs. Army (Allegiance Bowl)	24	160	1	21	90	0	68	313	2
vs. Cornell (Pride Bowl)	8	50	0	8	67	1	40	280	4
vs. Princeton	<u>2</u>	<u>10</u>	<u>1</u>	<u>3</u>	<u>81</u>	<u>1</u>	<u>43</u>	<u>373</u>	<u>7</u>
<b>Season Totals</b>	<b>48</b>	<b>286</b>	<b>2</b>	<b>41</b>	<b>272</b>	<b>2</b>	<b>198</b>	<b>1150</b>	<b>17</b>

### ◆ You'll Have Nothing and Like It

Navy's defense has been downright dominating against opposing offenses this season, with two efforts ranking among the best defensive performances in school history. The Midshipmen held Frostburg State JV to a program record -34 yards rushing and 36 yards of total offense, the second-best mark in school history. Against Princeton on Oct. 19, the Midshipmen contained the Tigers to 17 rushing yards, sixth-best in program history, and 60 yards of total offense, the fifth-best mark in school history.

#### Fewest Rushing Yards Allowed (Since 1996)

Pl.	Yds.	Opponent (Date)
1.	<b>-34</b>	<b>at Frostburg State JV (Sept. 9, 2007)</b>
2.	-26	at Cornell (Oct. 13, 2000)
3.	-10	at Princeton (Oct. 20, 2006)
4.	4	at Frostburg State JV (Sept. 29, 2002)
5.	15	at Cornell (Sept. 23, 2005)
6.	<b>17</b>	<b>vs. Princeton (Oct. 19, 2007)</b>

#### Fewest Total Yards Allowed (Since 1996)

Pl.	Yds.	Opponent (Date)
1.	28	at Cornell (Oct. 13, 2000)
2.	<b>36</b>	<b>at Frostburg State JV (Sept. 9, 2007)</b>
	36	at VMI (Sept. 17, 2005)
4.	40	vs. Princeton (Oct. 21, 2005)
5.	<b>60</b>	<b>vs. Princeton (Oct. 19, 2007)</b>

### ◆ Domination on Both Sides of the Ball

While the Navy defense has controlled the opposition on offense, the Midshipmen offense has rolled, recording two of the school's three-largest yardage differentials in school history this year. The Mids opened the year by out-gaining Frostburg State JV by 430 yards, 466-36, in a 47-8 win on Sept. 9. Against Princeton on Oct. 19, the Midshipmen produced a 490-yard difference in offense, 550-60, in cruising to an 83-0 victory.

#### Largest Total Offense Differential (Since 1996)

Pl.	Diff.	Navy	Opp.	Opponent (Date)
1.	664	704	40	vs. Princeton (Oct. 21, 2005)
2.	<b>490</b>	<b>550</b>	<b>60</b>	<b>vs. Princeton (Oct. 19, 2007)</b>
3.	<b>430</b>	<b>466</b>	<b>36</b>	<b>at Frostburg State JV (Sept. 9, 2007)</b>
4.	382	606	224	at Penn (Oct. 28, 2005)
5.	369	559	190	vs. Princeton (Sept. 24, 2004)

◆ **Stifling Defense**

In their last 59 games, the Midshipmen defense has held the opposition to 20 or fewer points on 46 occasions, coming away victorious in 45 of those contests. Prior to a 16-10 setback in overtime last season at Cornell, the last time Navy lost a game in which its defense yielded less than 21 points came on Oct. 23, 1998, dropping a 17-14 decision to Penn.

◆ **Thirty a Game Leaves Opponents at Bay**

The Midshipmen have come away victorious in 42-straight games in which they score over 30 points. Navy has surpassed the 30-point mark in 42 of its last-83 games.

◆ **Team Scoring Streak**

Navy has put points on the scoreboard in each of its last 116 games, scoring in double figures in 105 of those contests. The Midshipmen have not been shut out in a game since dropping a 12-0 decision at Princeton on Oct. 21, 1989.

◆ **Game Decided by 14+ Points, Advantage Navy**

Navy has won each of the last-30 games decided by 14 or more points, dating back to its 42-10 victory over Cornell on Oct. 14, 2001, in the Pride Bowl only 41 games ago.

◆ **The Amazin' Mids in Season Openers**

With Navy's 47-8 dominating victory at Frostburg State JV to open the season on Sept. 9, the Midshipmen improved to 59-2-1 all-time in season openers, good for a .960 winning percentage. The Midshipmen have won 32-consecutive season-opening contests, with their last opening-day loss coming in 1975.

◆ **Navy Beating Up on the Big Boys**

Despite facing players sometimes double their weight, the Navy sprint football program owns a 21-1 record all-time against unrestricted-weight junior varsity football teams. In fact, the Midshipmen have won 10-straight games against those programs, winning by an average of 27.3 points during that span.

◆ **Five Years, Five Different Starting Quarterbacks**

For the fifth-consecutive year, Navy has relied on a different starting quarterback. Despite the annual turnover at the position, the Midshipmen have gone 28-2 over that span, good for a .933 winning percentage. Of the previous four starting quarterbacks, three have earned all-league honors and one (Brian Nagle, 2004) was named the league MVP.

**Navy Starting Quarterbacks Since 2003**

Quarterback	Year	- PASSING -						- RUSHING -			
		Att.	Com.	Pct.	Yds.	TD	INT	Att.	Yds.	TD	Avg.
Chris Ashinhurst	2003	162	84	50.0	1255	10	8	89	57	2	0.6
Brian Nagle	2004	113	72	63.7	1246	10	4	14	50	0	3.6
James Olsen	2005	120	71	59.2	1164	15	3	49	39	1	0.8
Chris Marsh	2006	76	39	51.3	610	2	3	37	34	2	0.9
D.J. Green	2007	49	30	61.2	496	4	1	16	54	3	3.4

◆ **The Last Time: Navy Rushing**

**Rushed 20-plus Times** 24 by Enrique Harris  
AND 21 by Richard Engel  
vs. Army (Sept. 22, 2007)

**Rushed For Over 100 Yards** 101 by Steve Benson  
vs. Princeton (Oct. 19, 2007)

**Rushed For Three or More TD** 3 by Richard Engel  
vs. Princeton (Oct. 21, 2005)

◆ **The Last Time: Navy Passing**

**Completed 20-Plus Passes** 20 by James Olsen  
at Penn (Oct. 28, 2005)

**Passed For Over 300 Yards** 318 by James Olsen  
at Penn (Oct. 28, 2005)

**Passed For Three or More TD** 5 by James Olsen  
at Penn (Oct. 28, 2005)

◆ **The Last Time: Navy Receiving**

**Caught Five-Plus Passes** 7 by Todd Barriger  
at Frostburg State JV (Sept. 9, 2007)

**Caught For Over 100 Yards** 122 by Todd Barriger  
at Frostburg State JV (Sept. 9, 2007)

**Caught Two or More TD** 2 by Todd Barriger  
at Frostburg State JV (Sept. 9, 2007)

◆ **The Last Time: Navy Team**

**Team Rushed over 300 Yards**  
373 vs. Princeton (Oct. 19, 2007)

**Team Rushed over 400 Yards**  
580 vs. Princeton (Oct. 21, 2005)

**Team Rushed over 500 Yards**  
580 vs. Princeton (Oct. 21, 2005)

**Team Passed Over 300 Yards**  
361 at Penn (Oct. 28, 2005)

**Team Offense Over 500 Yards**  
550 vs. Princeton (Oct. 19, 2007)

**Team Offense Over 600 Yards**  
606 at Penn (Oct. 28, 2005)

**Shut Out Opponent at Home**  
vs. Princeton, 83-0 (Oct. 19, 2007)

**Shut Out Opponent on the Road**  
at Princeton, 58-0 (Oct. 20, 2006)

**Was Shut Out at Home**  
vs. Army, 41-0 (Nov. 3, 1972)

**Was Shut Out on the Road**  
at Princeton, 12-0 (Oct. 21, 1989)

**Played an Overtime Game**  
at Cornell, L, 16-10 (Oct. 6, 2006)

◆ **The Last Time: Navy Defense**

**Opp. Rushed Less Than 50 Yards**  
17 by Princeton (Oct. 19, 2007)

**Opp. Rushed For Over 200 Yards**  
210 by Army (Oct. 2, 2005)


**Opp. Passed Less Than 50 Yards**  
43 by Princeton (Oct. 19, 2007)


**Opp. Passed For Over 200 Yards**  
268 by Army (Sept. 22, 2007)


**Opp. Team Offense Less Than 100 Yards**  
60 by Princeton (Oct. 19, 2007)

**Opp. Team Offense Over 500 Yards**  
561 by Penn (Nov. 7, 1999)

## Game 5 - at Penn

	Game 1 - Frostburg, Md. - Sept. 9, 2007				
	Navy	47			
	Frostburg State JV	8			
<b>◆ Score by Quarters</b>					
	<u>1</u>	<u>2</u>	<u>3</u>	<u>4</u>	<u>Final</u>
Navy	6	28	7	6	47
Frostburg State JV	8	0	0	0	8
<b>◆ Scoring Summary</b>					
1st	10:45	Navy	Engel 8-yd. run (Reifenberg kick failed)	4-65, 1:33	
1st	2:36	FSU	Daly 74-yd. INT return (Brosnan pass)	---	
2nd	14:59	Navy	Green 1-yd. run (Reifenberg kick)	8-60, 2:37	
2nd	9:44	Navy	Green 5-yd. run (Reifenberg kick)	7-36, 3:02	
2nd	3:46	Navy	Engel 1-yd. run (Reifenberg kick)	9-61, 3:38	
2nd	1:19	Navy	Green 8-yd. pass to Barriger (Reifenberg kick)	3-14, 0:45	
3rd	11:26	Navy	Green 13-yd. pass to Barriger (Reifenberg kick)	9-61, 3:34	
4th	12:21	Navy	Reifenberg 45-yd. field goal	10-43, 5:25	
4th	6:13	Navy	Reifenberg 36-yd. field goal	4-(-1), 1:24	
<b>◆ Team Statistics</b>					
<u>Category</u>	<u>Navy</u>	<u>Frostburg State JV</u>			
First Downs	24	3			
Rushes-Yards	47-184	32-(-34)			
Passing Yards	282	70			
Passing Att.-Com.-INT	32-18-1	15-7-1			
Plays-Yards	79-466	47-36			
Fumble Returns-Yards	0-0	1-10			
Punt Returns-Yards	0-0	0-0			
Kickoff Returns-Yards	2-20	9-124			
Interception Returns-Yards	1-37	1-74			
Punts-Average	2-19.0	4-30.0			
Fumbles-Lost	1-1	1-1			
Penalties-Yards	14-115	8-70			
Time of Possession	35:43	24:17			
3rd Down Conversions	9-16	0-11			
4th Down Conversions	1-1	0-6			
Red Zone Efficiency	7-9	0-0			
Sacks-Yards	3-28	0-0			
<b>◆ Individual Statistics</b>					
<b>RUSHING (No.-Yds.)</b>					
Harris (14-66), Green (9-37), Engel (9-34), Benson (5-29), Stewart (3-10), Hay (1-4), Meidus (3-4), Mitchelson (1-1), Newhouse (1-0), DeWitt (1-(-1))					
<b>PASSING (Com.-Att.-Yds.-Int.)</b>					
Green (14-20-225-1), DeWitt (2-7-34-0), Mitchelson (2-4-23-0), Terronez (0-1-0-0)					
<b>RECEIVING (No.-Yds.)</b>					
Barriger (7-122), Tellson (3-47), Cash (2-30), Bagby (2-27), Catrini (1-22), Melonas (1-18), Motoyama (1-11), Benson (1-5)					
<b>TOP-FIVE TACKLERS (UA-A-T)</b>					
Segler (3-5-8), Persinger (3-2-5), Smith (3-2-5), Nabozna (3-1-4), Brashear (2-2-4), Landis (2-2-4)					

	Game 2 - Saratoga Springs, N.Y. - Sept. 22, 2007				
	Army	17			
	Navy	30			
<b>◆ Score by Quarters</b>					
	<u>1</u>	<u>2</u>	<u>3</u>	<u>4</u>	<u>Final</u>
Army	14	3	0	0	17
Navy	0	17	0	13	30
<b>◆ Scoring Summary</b>					
1st	3:58	Army	Phillips 16-yd. pass from Miner (Carnes kick)	3-99, 1:13	
1st	0:41	Army	Miner 8-yd. run (Carnes kick)	3-47, 1:10	
2nd	10:23	Navy	Reifenberg 35-yd. field goal	7-11, 1:56	
2nd	8:21	Navy	Bagby 20-yd. pass from DeWitt (Reifenberg kick)	5-27, 2:02	
2nd	4:00	Navy	DeWitt 1-yd. run (Reifenberg kick)	9-35, 3:17	
2nd	0:18	Army	Hebert 20-yd. field goal	15-78, 3:42	
4th	14:43	Navy	Harris 47-yd. run (Reifenberg kick)	8-78, 2:16	
4th	10:37	Navy	Reifenberg 32-yd. field goal	9-22, 3:21	
4th	0:44	Navy	Reifenberg 27-yd. field goal	11-40, 6:27	
<b>◆ Team Statistics</b>					
<u>Category</u>	<u>Army</u>	<u>Navy</u>			
First Downs	15	23			
Rushes-Yards	18-64	68-313			
Passing Yards	268	104			
Passing Att.-Com.-INT	42-20-4	22-6-1			
Plays-Yards	60-332	90-417			
Fumble Returns-Yards	0-0	0-0			
Punt Returns-Yards	2-6	2-15			
Kickoff Returns-Yards	7-47	3-52			
Interception Returns-Yards	1-0	4-21			
Punts-Average	4-33.0	4-30.5			
Fumbles-Lost	3-2	2-1			
Penalties-Yards	12-95	7-63			
Time of Possession	21:29	38:31			
3rd Down Conversions	3-11	7-21			
4th Down Conversions	1-2	4-6			
Red Zone Efficiency	3-3	5-5			
Sacks-Yards	0-0	1-6			
<b>◆ Individual Statistics</b>					
<b>RUSHING (No.-Yds.)</b>					
Harris (24-160), Engel (21-90), Stewart (7-41), DeWitt (13-18), Benson (2-4), Tellson (1-0)					
<b>PASSING (Com.-Att.-Yds.-Int.)</b>					
DeWitt (6-22-104-1)					
<b>RECEIVING (No.-Yds.)</b>					
Tellson (2-44), Motoyama (1-23), Bagby (1-20), Barriger (1-12), Engel (1-5)					
<b>TOP-FIVE TACKLERS (UA-A-T)</b>					
Smith (5-5-10), Hawkins (3-6-9), Combellick (2-6-8), Tate (3-3-6), Wright (2-1-3), Persinger (1-2-3), Nabozna (0-3-3)					

	<b>Game 3 - Union, N.J. - Oct 7, 2007</b>	
	<b>Cornell</b>	<b>14</b>
	<b>Navy</b>	<b>35</b>

◆ **Score by Quarters**

	1	2	3	4	Final
Cornell	0	0	0	14	14
Navy	7	7	14	7	35

◆ **Scoring Summary**

1st	1:22	Navy	Engel 65-yd. run (Reifenberg kick)	2-65, 0:18
2nd	8:23	Navy	Stewart 55-yd. run (Reifenberg kick)	3-70, 0:49
3rd	11:33	Navy	Green 1-yd. run (Reifenberg kick)	10-62, 3:27
3rd	9:06	Navy	Green 59-yd. pass to Bagby (Reifenberg kick)	3-80, 1:09
4th	14:17	Navy	Benson 22-yd. run (Reifenberg kick)	6-55, 2:25
4th	10:35	Cor	Stoller 2-yd. run (Ottinger kick)	9-65, 3:42
4th	3:48	Cor	Corey 7-yd. pass to Stoller (Ottinger kick)	11-57, 5:38

◆ **Team Statistics**

Category	Cornell	Navy
First Downs	13	17
Rushes-Yards	44-105	40-280
Passing Yards	134	190
Passing Att.-Com.-INT	32-16-1	26-13-0
Plays-Yards	76-239	66-470
Fumble Returns-Yards	0-0	0-0
Punt Returns-Yards	2-8	4-19
Kickoff Returns-Yards	5-77	3-58
Interception Returns-Yards	0-0	1-0
Punts-Average	10-35.6	6-33.2
Fumbles-Lost	2-0	1-1
Penalties-Yards	8-61	8-60
Time of Possession	32:51	27:09
3rd Down Conversions	8-22	5-14
4th Down Conversions	2-3	1-1
Red Zone Efficiency	2-2	1-3
Sacks-Yards	1-8	0-0


◆ **Individual Statistics**

**RUSHING (No.-Yds.)**  
Stewart (9-96), Engel (8-67), Harris (8-50), Benson (2-25), Green (6-16), Phillips (1-14), Meidus (3-8), Terronez (1-3), McLaughlin (1-2), Newhouse (1-(-1))

**PASSING (Com.-Att.-Yds.-Int.)**  
Green (12-22-185-0), Terronez (1-2-5-0), Mitchelson (0-2-0-0)

**RECEIVING (No.-Yds.)**  
Barriger (4-56), Tellson (3-25), Bagby (2-70), Cash (2-23), Motoyama (1-11), McLaughlin (1-5)

**TOP-FIVE TACKLERS (UA-A-T)**  
Hawkins (9-8-17), Persinger (5-4-9), Nolan (3-4-7), Combellick (3-4-7), Armour (5-0-5), Smith (1-4-5)

	<b>Game 4 - Annapolis, Md. - Oct. 19, 2007</b>	
	<b>Princeton</b>	<b>0</b>
	<b>Navy</b>	<b>83</b>

◆ **Score by Quarters**

	1	2	3	4	Final
Princeton	0	0	0	0	0
Navy	28	17	35	3	83

◆ **Scoring Summary**

1st	12:35	Navy	Engel 62-yd. run (Reifenberg kick)	1-62, 0:12
1st	6:07	Navy	Harris 1-yd. run (Reifenberg kick)	7-60, 2:37
1st	4:04	Navy	Barriger 10-yd. run (Reifenberg kick)	4-20, 0:20
1st	1:46	Navy	Green 37-yd. pass to Tellson (Reifenberg kick)	3-54, 1-07
2nd	14:20	Navy	DeWitt 13-yd. pass to Barriger (Reifenberg kick)	3-26, 0:44
2nd	9:49	Navy	Reifenberg 28-yd. field goal	5-35, 2:04
2nd	0:10	Navy	DeWitt 26-yd. pass to Cash (Reifenberg kick)	3-30, 0:58
3rd	12:57	Navy	DeWitt 12-yd. run (Reifenberg kick)	5-39, 2:03
3rd	11:10	Navy	Hayes 15-yd. INT return (Reifenberg kick)	
3rd	5:38	Navy	Meidus 2-yd. run (Reifenberg kick)	5-18, 2:32
3rd	3:38	Navy	Benson 53-yd. run (Reifenberg kick)	1-53, 0:10
3rd	0:09	Navy	Hall 3-yd. run (Reifenberg kick)	3-33, 1:33
4th	0:27	Navy	Reifenberg 27-yd. field goal	9-51, 6:11

◆ **Team Statistics**

Category	Princeton	Navy
First Downs	4	21
Rushes-Yards	35-17	43-373
Passing Yards	43	177
Passing Att.-Com.-INT	20-4-3	14-8-0
Plays-Yards	55-60	57-550
Fumble Returns-Yards	0-0	0-0
Punt Returns-Yards	0-0	3-34
Kickoff Returns-Yards	14-188	0-0
Interception Returns-Yards	0-0	3-17
Punts-Average	9-24.1	2-17.0
Fumbles-Lost	1-0	1-0
Penalties-Yards	6-27	4-45
Time of Possession	32:56	27:04
3rd Down Conversions	1-15	4-8
4th Down Conversions	1-4	0-0
Red Zone Efficiency	0-0	8-8
Sacks-Yards	1-12	5-33

◆ **Individual Statistics**

**RUSHING (No.-Yds.)**  
Benson (6-101), Engel (3-81), Stewart (5-38), Capansky (5-34), Hall (2-27), Meidus (5-25), Baird (2-15), Smith (1-11), McLaughlin (2-11), Barriger (1-10), Harris (2-10), Choros (1-9), Newhouse (1-8), Mitchelson (1-3), Terronez (1-1), Green (1-1), Team (1-(-3)), DeWitt (3-(-9))

**PASSING (Com.-Att.-Yds.-Int.)**  
Green (4-7-86-0), DeWitt (4-7-91-0)

**RECEIVING (No.-Yds.)**  
Kaetter-Henry (1-42), Tellson (1-37), Motoyama (1-30), Cash (1-26), Barriger (1-13), Bagby (1-10), Mitchelson (1-10), Newhouse (1-9)

**TOP-FIVE TACKLERS (UA-A-T)**  
Hawkins (5-3-8), Feipel (1-5-6), Nabozna (4-1-5), Landis (2-3-5), Choros (3-1-4), Dodd (2-2-4), Odom (2-2-4), Brashear (2-2-4)

---

## Game 5 - at Penn

---

### ◆ Offensive Individual Career Highs

#### #2 David Reifenberg

Points Scored	17, vs. Princeton (10/19/07)
XPs Made	11, vs. Princeton (10/19/07)
XPs Attempted	11, vs. Princeton (10/19/07)
FGs Made	3, vs. Army (9/22/07)
FGs Attempted	4, vs. Army (9/22/07)
Longest FG Made	45, at Frostburg State JV (9/9/07)

#### #3 Stephen Phillips

Rushes	1, vs. Cornell (10/7/07)
Rushing Yards	14, vs. Cornell (10/7/07)
Longest Run	14, vs. Cornell (10/7/07)
Rushing TDs	0
Points Scored	7, at Princeton (10/20/06)
XPs Made	7, at Princeton (10/20/06)
XPs Attempted	7, at Princeton (10/20/06)
FGs Made	0
FGs Attempted	1, two times (last: vs. Army; 11/3/06)
Longest FG Made	0
Punts	4, two times (last: vs. Cornell; 10/7/07)
Yards	135, vs. Cornell (10/7/07)
Average	33.8, vs. Cornell (10/7/07)
Long	41, vs. Cornell (10/7/07)
Inside-20	1, vs. Cornell (10/7/07)

#### #5 Tyler Terronez

Pass Attempts	2, vs. Cornell (10/7/07)
Pass Completions	1, vs. Cornell (10/7/07)
Passing Yards	5, vs. Cornell (10/7/07)
Longest Pass	5, vs. Cornell (10/7/07)
Passing TDs	0
INTs Thrown	0
Rushes	1, two times (last: vs. Princeton; 10/19/07)
Rushing Yards	3, vs. Cornell (10/7/07)
Longest Run	3, vs. Cornell (10/7/07)
Rushing TDs	0

#### #7 Steve Benson

Rushes	7, at Princeton (10/20/06)
Rushing Yards	101, vs. Princeton (10/19/07)
Longest Run	53, vs. Princeton (10/19/07)
Rushing TDs	1, three times (last: vs. Princeton; 10/19/07)
Receptions	1, at Frostburg State JV (9/9/07)
Receiving Yards	5, at Frostburg State JV (9/9/07)
Longest Catch	5, at Frostburg State JV (9/9/07)
Receiving TDs	0

#### #8 Matthew Mitchelson

Pass Attempts	4, at Frostburg State JV (9/9/07)
Pass Completions	2, at Frostburg State JV (9/9/07)
Passing Yards	23, at Frostburg State JV (9/9/07)
Longest Pass	18, at Frostburg State JV (9/9/07)
Passing TDs	0
INTs Thrown	0
Rushes	1, three times (last: vs. Princeton; 10/19/07)
Rushing Yards	3, vs. Princeton (10/19/07)
Longest Run	3, vs. Princeton (10/19/07)
Rushing TDs	0
Receptions	1, two times (last: vs. Princeton; 10/19/07)
Receiving Yards	23, at Princeton (10/20/06)
Longest Catch	23, at Princeton (10/20/06)
Receiving TDs	1, at Princeton (10/20/06)

#### #10 Todd Barriger

Receptions	7, at Frostburg State JV (9/9/07)
------------	-----------------------------------

Receiving Yards	122, at Frostburg State JV (9/9/07)
Longest Catch	52, at Princeton (10/20/06)
Receiving TDs	2, at Frostburg State JV (9/9/07)

#### #13 D.J. Green

Pass Attempts	22, vs. Cornell (10/7/07)
Pass Completions	14, at Frostburg State JV (9/9/07)
Passing Yards	225, at Frostburg State JV (9/9/07)
Longest Pass	59, vs. Cornell (10/7/07)
Passing TDs	2, at Frostburg State JV (9/9/07)
INTs Thrown	1, two times (last: at Frostburg State JV; 9/9/07)
Rushes	9, at Frostburg State JV (9/9/07)
Rushing Yards	37, at Frostburg State JV (9/9/07)
Longest Run	11, two times (last: vs. Cornell; 10/7/07)
Rushing TDs	2, at Frostburg State JV (9/9/07)

#### #14 Jon DeWitt

Pass Attempts	22, vs. Army (9/22/07)
Pass Completions	6, vs. Army (9/22/07)
Passing Yards	104, vs. Army (9/22/07)
Longest Pass	42, vs. Princeton (10/19/07)
Passing TDs	2, vs. Princeton (10/19/07)
INTs Thrown	1, vs. Army (9/22/07)
Rushes	13, vs. Army (9/22/07)
Rushing Yards	18, vs. Army (9/22/07)
Longest Run	12, vs. Princeton (10/19/07)
Rushing TDs	1, two times (last: vs. Princeton; 10/19/07)

#### #17 Jason Feipel

Punts	1, at Frostburg State JV (9/9/07)
Yards	35, at Frostburg State JV (9/9/07)
Average	35.0, at Frostburg State JV (9/9/07)
Long	35, at Frostburg State JV (9/9/07)
Inside-20	0

#### #20 Enrique Harris

Rushes	24, vs. Army (9/22/07)
Rushing Yards	160, vs. Army (9/22/07)
Longest Run	48, vs. Princeton (10/21/05)
Rushing TDs	2, vs. Princeton (10/21/05)
Receptions	1, two times (last: at Cornell, 10/6/06)
Receiving Yards	11, vs. Army (9/24/06)
Longest Catch	11, vs. Army (9/24/06)
Receiving TDs	0

#### #21 Nate Stewart

Rushes	9, vs. Cornell (10/7/07)
Rushing Yards	96, vs. Cornell (10/7/07)
Longest Run	55, vs. Cornell (10/7/07)
Rushing TDs	1, vs. Cornell (10/7/07)

#### #24 Mike McLaughlin

Rushes	2, vs. Princeton (10/19/07)
Rushing Yards	11, vs. Princeton (10/19/07)
Longest Run	7, vs. Princeton (10/19/07)
Rushing TDs	0
Receptions	1, vs. Cornell (10/7/07)
Receiving Yards	5, vs. Cornell (10/7/07)
Longest Catch	5, vs. Cornell (10/7/07)
Receiving TDs	0

#### #28 Zach Newhouse

Rushes	1, three times (last: vs. Princeton; 10/19/07)
Rushing Yards	8, vs. Princeton (10/19/07)
Longest Run	8, vs. Princeton (10/19/07)
Rushing TDs	0
Receptions	1, vs. Princeton (10/19/07)
Receiving Yards	9, vs. Princeton (10/19/07)
Longest Catch	9, vs. Princeton (10/19/07)

---

## Game 5 - at Penn

Receiving TDs	0
<b>#32 Tony Choros</b>	
Rushes	1, vs. Princeton (10/19/07)
Rushing Yards	9, vs. Princeton (10/19/07)
Longest Run	9, vs. Princeton (10/19/07)
Rushing TDs	0
<b>#34 Richard Engel</b>	
Rushes	34, vs. Army (11/3/06)
Rushing Yards	169, vs. Penn (10/27/06)
Longest Run	65, vs. Cornell (10/7/07)
Rushing TDs	3, vs. Princeton (10/21/05)
Receptions	4, at Army (11/4/05)
Receiving Yards	5, vs. Army (9/22/07)
Longest Catch	5, vs. Army (9/22/07)
Receiving TDs	0
<b>#42 Alfonso Meidus</b>	
Rushes	17, at Princeton (10/20/06)
Rushing Yards	94, vs. Princeton (10/21/05)
Longest Run	32, vs. Princeton (10/21/05)
Rushing TDs	2, vs. Princeton (10/21/05)
<b>#43 Cartwright Hall</b>	
Rushes	2, vs. Princeton (10/19/07)
Rushing Yards	27, vs. Princeton (10/19/07)
Longest Run	24, vs. Princeton (10/19/07)
Rushing TDs	1, vs. Princeton (10/19/07)
<b>#48 Galen Landis</b>	
Punts	2, vs. Cornell (10/7/07)
Yards	64, vs. Cornell (10/7/07)
Average	32.0, vs. Cornell (10/7/07)
Long	36, vs. Cornell (10/7/07)
Inside-20	0
<b>#49 David Baird</b>	
Rushes	2, vs. Princeton (10/19/07)
Rushing Yards	15, vs. Princeton (10/19/07)
Longest Run	9, vs. Princeton (10/19/07)
Rushing TDs	0
<b>#56 Brian Smith</b>	
Rushes	1, vs. Princeton (10/19/07)
Rushing Yards	11, vs. Princeton (10/19/07)
Longest Run	11, vs. Princeton (10/19/07)
Rushing TDs	0
<b>#65 Mark Capansky</b>	
Rushes	5, vs. Princeton (10/19/07)
Rushing Yards	34, vs. Princeton (10/19/07)
Longest Run	13, vs. Princeton (10/19/07)
Rushing TDs	0
<b>#80 Brad Cash</b>	
Receptions	2, two times (last: vs. Cornell; 10/7/07)
Receiving Yards	30, at Frostburg State JV (9/9/07)
Longest Catch	26, vs. Princeton (10/19/07)
Receiving TDs	1, vs. Princeton (10/19/07)
<b>#81 Tommy Tellson</b>	
Receptions	5, vs. Army (9/24/06)
Receiving Yards	83, at Johns Hopkins JV (9/10/06)
Longest Catch	53, at Johns Hopkins JV (9/10/06)
Receiving TDs	1, three times (last: vs. Princeton; 10/19/07)
<b>#82 Nash Bagby</b>	
Receptions	2, three times (last: vs. Cornell; 10/7/07)
Receiving Yards	70, vs. Cornell (10/7/07)
Longest Catch	59, vs. Cornell (10/7/07)
Receiving TDs	1, two times (last: vs. Cornell; 10/7/07)
Punts	5, at Cornell (10/6/06)

Yards	191, at Cornell (10/6/06)
Average	40.3, at Princeton (10/20/06)
Long	52, at Cornell (10/6/06)
Inside-20	2, at Princeton (10/20/06)
<b>#83 Kaleb Kaetter-Henry</b>	
Receptions	1, vs. Princeton (10/19/07)
Receiving Yards	42, vs. Princeton (10/19/07)
Longest Catch	42, vs. Princeton (10/19/07)
Receiving TDs	0
<b>#85 Macedonius Melonas</b>	
Receptions	1, at Frostburg State JV (9/9/07)
Receiving Yards	18, at Frostburg State JV (9/9/07)
Longest Catch	18, at Frostburg State JV (9/9/07)
Receiving TDs	0
<b>#87 JoJo Catrini</b>	
Receptions	1, at Frostburg State JV (9/9/07)
Receiving Yards	22, at Frostburg State JV (9/9/07)
Longest Catch	22, at Frostburg State JV (9/9/07)
Receiving TDs	0
<b>#88 Karl Motoyama</b>	
Receptions	1, four times (last: vs. Princeton; 10/19/07)
Receiving Yards	30, vs. Princeton (10/19/07)
Longest Catch	30, vs. Princeton (10/19/07)
Receiving TDs	0

### ◆ Defensive Individual Career Highs

<b>#2 David Reifenberg</b>	
Tackles	2, at Frostburg State JV (9/9/07)
Tackles for Loss	0
Sacks	0
Interceptions	0
Pass Breakups	0
<b>#6 Mike Nolan</b>	
Tackles	7, vs. Cornell (10/7/07)
Tackles for Loss	0.5, at Frostburg State JV (9/9/07)
Sacks	0
Interceptions	0
Pass Breakups	0
<b>#9 Justin Nabozna</b>	
Tackles	10, at Army (11/4/05)
Tackles for Loss	3.0, vs. Penn (10/27/06)
Sacks	2.5, vs. Princeton (10/19/07)
Interceptions	0
Pass Breakups	0
<b>#15 Brad Erickson</b>	
Tackles	3, vs. Princeton (10/19/07)
Tackles for Loss	0
Sacks	0
Interceptions	0
Pass Breakups	0
<b>#17 Jason Feipel</b>	
Tackles	6, vs. Princeton (10/19/07)
Tackles for Loss	1.0, at Frostburg State JV (9/9/07)
Sacks	0
Interceptions	2, vs. Army (9/22/07)
Pass Breakups	2, vs. Army (9/22/07)
<b>#19 James Campbell</b>	
Tackles	4, at Johns Hopkins JV (9/10/06)
Tackles for Loss	1.0, two times (last: at Penn; 10/28/05)
Sacks	0
Interceptions	1, five times (last: vs. Cornell; 10/7/07)

---

## Game 5 - at Penn

---

Pass Breakups 2, two times (last: vs. Army; 9/24/06)

### #22 Jarred Tate

Tackles 6, vs. Army (9/22/07)

Tackles for Loss 1.0, two times (last: vs. Princeton; 10/19/07)

Sacks 0

Interceptions 0

Pass Breakups 3, vs. Cornell (10/7/07)

### #23 Hunter Armour

Tackles 5, vs. Cornell (10/7/07)

Tackles for Loss 0

Sacks 0

Interceptions 1, at Frostburg State JV (9/9/07)

Pass Breakups 1, two times (last: vs. Army; 9/22/07)

### #24 Mike McLaughlin

Tackles 3, vs. Princeton (10/19/07)

Tackles for Loss 0.5, vs. Princeton (10/19/07)

Sacks 0

Interceptions 0

Pass Breakups 0

### #25 Viet Vo

Tackles 1, at Frostburg State JV (9/9/07)

Tackles for Loss 0

Sacks 0

Interceptions 0

Pass Breakups 0

### #27 Andrew Wright

Tackles 8, at Johns Hopkins JV (9/10/06)

Tackles for Loss 0

Sacks 0

Interceptions 0

Pass Breakups 2, at Johns Hopkins JV (9/10/06)

### #28 Zach Newhouse

Tackles 1, vs. Princeton (10/19/07)

Tackles for Loss 0

Sacks 0

Interceptions 0

Pass Breakups 0

### #29 Tyler Hawkins

Tackles 17, vs. Cornell (10/7/07)

Tackles for Loss 2.0, at Cornell (10/6/06)

Sacks 1, at Cornell (10/6/06)

Interceptions 0

Pass Breakups 0

### #32 Tony Choros

Tackles 4, vs. Princeton (10/19/07)

Tackles for Loss 2.0, vs. Princeton (10/19/07)

Sacks 1.0, vs. Princeton (10/19/07)

Interceptions 0

Pass Breakups 0

### #33 Nicholas Pretty

Tackles 2, vs. Cornell (10/7/07)

Tackles for Loss 0

Sacks 0

Interceptions 1, vs. Princeton (10/19/07)

Pass Breakups 1, two times (last: at Frostburg State JV; 9/9/07)

### #36 Chris Combellick

Tackles 8, vs. Army (9/22/07)

Tackles for Loss 1.5, at Frostburg State JV (9/9/07)

Sacks 1.5, at Frostburg State JV (9/9/07)

Interceptions 1, vs. Army (9/22/07)

Pass Breakups 0

### #39 Justin Belmore

Tackles 4, vs. Princeton (10/21/05)

Tackles for Loss 1.0, vs. Cornell (10/7/07)

Sacks 0

Interceptions 0

Pass Breakups 1, vs. Princeton (10/21/05)

### #40 Kyle Hayhurst

Tackles 2, three times (last: vs. Princeton; 10/19/07)

Tackles for Loss 1.0, at Princeton (10/20/06)

Sacks 0

Interceptions 0

Pass Breakups 1, at Princeton (10/20/06)

### #42 Alfonso Meidus

Tackles 1, vs. Princeton (10/19/07)

Tackles for Loss 0

Sacks 0

Interceptions 0

Pass Breakups 0

### #43 Cartwright Hall

Tackles 2, two times (last: vs. Army; 9/22/07)

Tackles for Loss 0

Sacks 0

Interceptions 0

Pass Breakups 0

### #44 Corey Hausman

Tackles 6, at Princeton (10/20/06)

Tackles for Loss 0

Sacks 0

Interceptions 0

Pass Breakups 0

### #45 Taylor Brashear

Tackles 4, three times (last: vs. Princeton; 10/19/07)

Tackles for Loss 1.0, two times (last: at Frostburg State JV; 9/9/07)

Sacks 0

Interceptions 0

Pass Breakups 0

### #48 Galen Landis

Tackles 5, three times (last: vs. Princeton; 10/19/07)

Tackles for Loss 2.5, at Frostburg State JV (9/9/07)

Sacks 1.5, at Frostburg State JV (9/9/07)

Interceptions 0

Pass Breakups 1, two times (last: vs. Cornell; 10/7/07)

### #49 David Baird

Tackles 1, two times (last: vs. Cornell; 10/7/07)

Tackles for Loss 0

Sacks 0

Interceptions 0

Pass Breakups 0

### #55 K.C. Middleton

Tackles 2, vs. Cornell (10/7/07)

Tackles for Loss 1.5, vs. Cornell (10/7/07)

Sacks 0

Interceptions 0

Pass Breakups 0

### #56 Brian Smith

Tackles 11, vs. Army (9/24/06)

Tackles for Loss 2.0, vs. Army (9/24/06)

Sacks 1, at Johns Hopkins (9/10/06)

Interceptions 0

Pass Breakups 1, at Johns Hopkins (9/10/06)

### #58 Daniel Stayton

Tackles 3, at Frostburg State JV (9/9/07)

---

Tackles for Loss	0.5, vs. Cornell (10/7/07)	
Sacks		0
Interceptions		0
Pass Breakups		0

**#59 Emery Persinger**

Tackles	9, vs. Cornell (10/7/07)	
Tackles for Loss	1.0, three times (last: vs. Cornell; 10/7/07)	
Sacks		0
Interceptions	1, vs. Princeton (10/19/07)	
Pass Breakups		0

**#76 Luke Pye**

Tackles	2, vs. Cornell (10/7/07)	
Tackles for Loss		0
Sacks		0
Interceptions		0
Pass Breakups		0

**#95 Taylor Dodd**

Tackles	4, two times (last: vs. Princeton; 10/19/07)	
Tackles for Loss		0
Sacks		0
Interceptions		0
Pass Breakups		0

**#98 Blake Moore**

Tackles	2, two times (last: vs. Princeton; 10/19/07)	
Tackles for Loss	1.0, vs. Army (9/22/07)	
Sacks	1, vs. Army (9/22/07)	
Interceptions		0
Pass Breakups		0

**#99 Tom Hayes**

Tackles	1, two times (last: vs. Princeton; 10/19/07)	
Tackles for Loss		0
Sacks		0
Interceptions	1, vs. Princeton (10/19/07)	
Pass Breakups		0

The Automated ScoreBook  
 Navy Overall Team Statistics (as of Oct 24, 2007)  
 All games

TEAM STATISTICS	NAVY	OPP
SCORING.....	195	39
Points Per Game.....	48.8	9.8
FIRST DOWNS.....	85	35
Rushing.....	50	15
Passing.....	31	16
Penalty.....	4	4
RUSHING YARDAGE.....	1150	152
Yards gained rushing.....	1234	332
Yards lost rushing.....	84	180
Rushing Attempts.....	198	129
Average Per Rush.....	5.8	1.2
Average Per Game.....	287.5	38.0
TDs Rushing.....	17	2
PASSING YARDAGE.....	753	515
Att-Comp-Int.....	94-45-2	109-47-9
Average Per Pass.....	8.0	4.7
Average Per Catch.....	16.7	11.0
Average Per Game.....	188.2	128.8
TDs Passing.....	7	2
TOTAL OFFENSE.....	1903	667
Total Plays.....	292	238
Average Per Play.....	6.5	2.8
Average Per Game.....	475.8	166.8
KICK RETURNS: #-YARDS.....	8-130	35-436
PUNT RETURNS: #-YARDS.....	9-68	4-14
INT RETURNS: #-YARDS.....	9-75	2-74
KICK RETURN AVERAGE.....	16.2	12.5
PUNT RETURN AVERAGE.....	7.6	3.5
INT RETURN AVERAGE.....	8.3	37.0
FUMBLES-LOST.....	5-3	7-3
PENALTIES-YARDS.....	33-283	34-253
Average Per Game.....	70.8	63.2
PUNTS-YARDS.....	14-393	27-825
Average Per Punt.....	28.1	30.6
Net punt average.....	25.6	27.3
TIME OF POSSESSION/GAME.....	32:07	27:53
3RD-DOWN CONVERSIONS.....	25/59	12/59
3rd-Down Pct.....	42%	20%
4TH-DOWN CONVERSIONS.....	6/8	4/15
4th-Down Pct.....	75%	27%
SACKS BY-YARDS.....	9-67	2-20
MISC YARDS.....	0	0
TOUCHDOWNS SCORED.....	25	5
FIELD GOALS-ATTEMPTS.....	7-11	1-1
ON-SIDE KICKS.....	0-0	0-1
RED-ZONE SCORES.....	21-25 84%	5-5 100%
RED-ZONE TOUCHDOWNS.....	15-25 60%	4-5 80%
PAT-ATTEMPTS.....	24-25 96%	4-4 100%
ATTENDANCE.....	830	150
Games/Avg Per Game.....	1/830	1/150
Neutral Site Games.....		2/3750

SCORE BY QUARTERS	1st	2nd	3rd	4th	Total
Navy.....	41	69	56	29	195
Opponents.....	22	3	0	14	39

**The Automated ScoreBook**  
**Navy Overall Individual Statistics (as of Oct 24, 2007)**  
**All games**

RUSHING	GP	Att	Gain	Loss	Net	Avg	TD	Long	Avg/G
Harris, Enrique	4	48	292	6	286	6.0	2	47	71.5
Engel, Richard	4	41	290	18	272	6.6	4	65	68.0
Stewart, Nate	4	24	191	6	185	7.7	1	55	46.2
Benson, Steve	4	15	159	0	159	10.6	2	53	39.8
Green, D.J.	3	16	63	9	54	3.4	3	11	18.0
Meidus, Alfonso	3	11	46	9	37	3.4	1	17	12.3
Capansky, Mark	2	5	34	0	34	6.8	0	13	17.0
Hall, Cartwright	4	2	27	0	27	13.5	1	24	6.8
Baird, David	4	2	15	0	15	7.5	0	9	3.8
Phillips, Stephen	3	1	14	0	14	14.0	0	14	4.7
McLaughlin, Mike	3	3	13	0	13	4.3	0	7	4.3
Smith, Brian	4	1	11	0	11	11.0	0	11	2.8
Barriger, Todd	4	1	10	0	10	10.0	1	10	2.5
Choros, Tony	4	1	9	0	9	9.0	0	9	2.2
DeWitt, Jon	3	17	40	32	8	0.5	2	12	2.7
Newhouse, Zach	3	3	8	1	7	2.3	0	8	2.3
Terronez, Tyler	3	2	4	0	4	2.0	0	3	1.3
Hay, N	1	1	4	0	4	4.0	0	4	4.0
Mitchelson, Matthew	4	2	4	0	4	2.0	0	3	1.0
Tellson, Tommy	4	1	0	0	0	0.0	0	0	0.0
TEAM	2	1	0	3	-3	-3.0	0	0	-1.5
Total.....	4	198	1234	84	1150	5.8	17	65	287.5
Opponents.....	4	129	332	180	152	1.2	2	28	38.0

PASSING	GP	Effic	Cmp-Att-Int	Pct	Yds	TD	Lng	Avg/G
Green, D.J.	3	169.11	30-49-1	61.2	496	4	59	165.3
DeWitt, Jon	3	108.71	12-36-1	33.3	229	3	42	76.3
Mitchelson, Matthew	4	65.53	2-6-0	33.3	23	0	18	5.8
Terronez, Tyler	3	47.33	1-3-0	33.3	5	0	5	1.7
Total.....	4	135.48	45-94-2	47.9	753	7	59	188.2
Opponents.....	4	72.35	47-109-9	43.1	515	2	79	128.8

RECEIVING	GP	No.	Yds	Avg	TD	Long	Avg/G
Barriger, Todd	4	13	203	15.6	3	48	50.8
Tellson, Tommy	4	9	153	17.0	1	37	38.2
Bagby, Nash	4	6	127	21.2	2	59	31.8
Cash, Brad	4	5	79	15.8	1	26	19.8
Motoyama, Karl	4	4	75	18.8	0	30	18.8
Kaetter-Henry, Kaleb	3	1	42	42.0	0	42	14.0
Catrini, JoJo	1	1	22	22.0	0	22	22.0
Melonas, Macedonius	3	1	18	18.0	0	18	6.0
Mitchelson, Matthew	4	1	10	10.0	0	10	2.5
Newhouse, Zach	3	1	9	9.0	0	9	3.0
Engel, Richard	4	1	5	5.0	0	5	1.2
Benson, Steve	4	1	5	5.0	0	5	1.2
McLaughlin, Mike	3	1	5	5.0	0	5	1.7
Total.....	4	45	753	16.7	7	59	188.2
Opponents.....	4	47	515	11.0	2	79	128.8

PUNT RETURNS	No.	Yds	Avg	TD	Long
Campbell, James	5	27	5.4	0	12
Newhouse, Zach	4	41	10.2	0	17
Total.....	9	68	7.6	0	17
Opponents.....	4	14	3.5	0	4

INTERCEPTIONS	No.	Yds	Avg	TD	Long
Campbell, James	2	0	0.0	0	0
Feipel, Jason	2	21	10.5	0	11
Pretty, Nicholas	1	0	0.0	0	0
Combellick, Chris	1	0	0.0	0	0
Armour, Hunter	1	37	37.0	0	37
Persinger, Emery	1	2	2.0	0	2
Hayes, Tom	1	15	15.0	1	15
Total.....	9	75	8.3	1	37
Opponents.....	2	74	37.0	1	74

KICK RETURNS	No.	Yds	Avg	TD	Long
Campbell, James	3	42	14.0	0	22
Tate, Jarred	2	35	17.5	0	23
Tellson, Tommy	2	40	20.0	0	23
Harris, Enrique	1	13	13.0	0	13
Total.....	8	130	16.2	0	23
Opponents.....	35	436	12.5	0	42

FUMBLE RETURNS	No.	Yds	Avg	TD	Long
Total.....	0	0	0.0	0	0
Opponents.....	1	10	10.0	0	10

**The Automated ScoreBook**  
**Navy Overall Individual Statistics (as of Oct 24, 2007)**  
**All games**

SCORING	----- PATs -----								
	TD	FGs	Kick	Rush	Rcv	Pass	DXP	Saf	Points
Reifenberg, David	0	7-11	24-25	0-0	0	0-0	0	0	45
Engel, Richard	4	0-0	0-0	0-0	0	0-0	0	0	24
Barriger, Todd	4	0-0	0-0	0-0	0	0-0	0	0	24
Green, D.J.	3	0-0	0-0	0-0	0	0-0	0	0	18
DeWitt, Jon	2	0-0	0-0	0-0	0	0-0	0	0	12
Bagby, Nash	2	0-0	0-0	0-0	0	0-0	0	0	12
Harris, Enrique	2	0-0	0-0	0-0	0	0-0	0	0	12
Benson, Steve	2	0-0	0-0	0-0	0	0-0	0	0	12
Stewart, Nate	1	0-0	0-0	0-0	0	0-0	0	0	6
Tellson, Tommy	1	0-0	0-0	0-0	0	0-0	0	0	6
Hayes, Tom	1	0-0	0-0	0-0	0	0-0	0	0	6
Hall, Cartwright	1	0-0	0-0	0-0	0	0-0	0	0	6
Meidus, Alfonso	1	0-0	0-0	0-0	0	0-0	0	0	6
Cash, Brad	1	0-0	0-0	0-0	0	0-0	0	0	6
Total.....	25	7-11	24-25	0-0	0	0-0	0	0	195
Opponents.....	5	1-1	4-4	0-0	1	1-1	0	0	39

TOTAL OFFENSE	G Plays					
	Plays	Rush	Pass	Total	Avg/G	
Green, D.J.	3	65	54	496	550	183.3
Harris, Enrique	4	48	286	0	286	71.5
Engel, Richard	4	41	272	0	272	68.0
DeWitt, Jon	3	53	8	229	237	79.0
Stewart, Nate	4	24	185	0	185	46.2
Benson, Steve	4	15	159	0	159	39.8
Meidus, Alfonso	3	11	37	0	37	12.3
Capansky, Mark	2	5	34	0	34	17.0
Mitchelson, Matthew	4	8	4	23	27	6.8
Hall, Cartwright	4	2	27	0	27	6.8
Baird, David	4	2	15	0	15	3.8
Phillips, Stephen	3	1	14	0	14	4.7
McLaughlin, Mike	3	3	13	0	13	4.3
Smith, Brian	4	1	11	0	11	2.8
Barriger, Todd	4	1	10	0	10	2.5
Terronez, Tyler	3	5	4	5	9	3.0
Choros, Tony	4	1	9	0	9	2.2
Newhouse, Zach	3	3	7	0	7	2.3
Hay, N	1	1	4	0	4	4.0
TEAM	2	1	-3	0	-3	-1.5
Total.....	4	292	1150	753	1903	475.8
Opponents.....	4	238	152	515	667	166.8

FIELD GOALS	FGM-FGA	Pct	01-19	20-29	30-39	40-49	50-99	Lg	Blk
Reifenberg, D	7-11	63.6	0-0	3-3	3-5	1-2	0-1	45	0

FG SEQUENCE	Navy	OPPONENTS
Frostburg State JV	33,(45),(36)	-
Army	(35),52,(32),(27)	(20)
Cornell	33,40	-
Princeton	(28),(27)	-

Numbers in (parentheses) indicate field goal was made.

PUNTING	No.	Yds	Avg	Long	TB	FC	I20	Blkd
Phillips, Stephen	10	291	29.1	41	0	0	2	0
Landis, Galen	2	64	32.0	36	0	1	0	0
Bagby, Nash	1	3	3.0	3	0	0	0	0
Feipel, Jason	1	35	35.0	35	1	0	0	0
Total.....	14	393	28.1	41	1	1	2	0
Opponents.....	27	825	30.6	51	1	1	1	0

KICKOFFS	No.	Yds	Avg	TB	OB	Retn	Net	YdLn
Phillips, Stephen	20	1086	54.3	0	0			
Reifenberg, David	16	771	48.2	0	0			
Total.....	36	1857	51.6	0	0	436	39.5	30
Opponents.....	9	468	52.0	1	0	130	35.3	34

**The Automated ScoreBook**  
**Navy Overall Individual Statistics (as of Oct 24, 2007)**  
**All games**

ALL PURPOSE	G	Rush	Rec	PR	KOR	IR	Tot	Avg/G
Harris, Enrique	4	286	0	0	13	0	299	74.8
Engel, Richard	4	272	5	0	0	0	277	69.2
Barriger, Todd	4	10	203	0	0	0	213	53.2
Tellson, Tommy	4	0	153	0	40	0	193	48.2
Stewart, Nate	4	185	0	0	0	0	185	46.2
Benson, Steve	4	159	5	0	0	0	164	41.0
Bagby, Nash	4	0	127	0	0	0	127	31.8
Cash, Brad	4	0	79	0	0	0	79	19.8
Motoyama, Karl	4	0	75	0	0	0	75	18.8
Campbell, James	4	0	0	27	42	0	69	17.2
Newhouse, Zach	3	7	9	41	0	0	57	19.0
Green, D.J.	3	54	0	0	0	0	54	18.0
Kaetter-Henry, Kaleb	3	0	42	0	0	0	42	14.0
Meidus, Alfonso	3	37	0	0	0	0	37	12.3
Armour, Hunter	4	0	0	0	0	37	37	9.2
Tate, Jarred	4	0	0	0	35	0	35	8.8
Capansky, Mark	2	34	0	0	0	0	34	17.0
Hall, Cartwright	4	27	0	0	0	0	27	6.8
Catrini, JoJo	1	0	22	0	0	0	22	22.0
Feipel, Jason	4	0	0	0	0	21	21	5.2
Melonas, Macedonius	3	0	18	0	0	0	18	6.0
McLaughlin, Mike	3	13	5	0	0	0	18	6.0
Hayes, Tom	4	0	0	0	0	15	15	3.8
Baird, David	4	15	0	0	0	0	15	3.8
Phillips, Stephen	3	14	0	0	0	0	14	4.7
Mitchelson, Matthew	4	4	10	0	0	0	14	3.5
Smith, Brian	4	11	0	0	0	0	11	2.8
Choros, Tony	4	9	0	0	0	0	9	2.2
DeWitt, Jon	3	8	0	0	0	0	8	2.7
Hay, N	1	4	0	0	0	0	4	4.0
Terronez, Tyler	3	4	0	0	0	0	4	1.3
Persinger, Emery	4	0	0	0	0	2	2	0.5
TEAM	2	-3	0	0	0	0	-3	-1.5
Total.....	4	1150	753	68	130	75	2176	544.0
Opponents.....	4	152	515	14	436	74	1191	297.8

The Automated ScoreBook  
 Navy Overall Defensive Statistics (as of Oct 24, 2007)  
 All games

DEFENSIVE LEADERS	-----Tackles-----				TFL/Yds	-Sacks-	---Pass Def---			-Fumbles-	Blkd		
	GP	Solo	Ast	Total			No-Yds	Int-Yds	BrUp		QBH	Rcv-Yds	FF
29 Hawkins, Tyler	3	17	17	34	1.5-2	.	.	.	.	.	.	.	.
56 Smith, Brian	4	12	11	23	1.5-4	.	.	.	.	.	.	.	.
59 Persinger, Emery	4	10	10	20	3.0-4	.	1-2	.	.	.	1	.	.
36 Combellick, Chris	4	7	11	18	3.0-19	1.5-15	1-0	.	.	.	.	.	.
9 Nabozna, Justin	4	7	9	16	4.5-23	2.5-20	.	1	.	.	.	.	.
48 Landis, Galen	4	5	9	14	4.5-25	2.0-15	.	2	.	1-0	.	.	.
45 Brashear, Taylor	4	6	8	14	2.0-2	.	.	.	.	.	1	.	.
17 Feipel, Jason	4	4	8	12	1.5-17	.	2-21	2	.	.	.	.	.
22 Tate, Jarred	4	7	3	10	2.0-9	.	.	3	.	.	.	.	.
95 Dodd, Taylor	3	3	6	9	.	.	.	.	.	.	.	.	.
6 Nolan, Mike	4	4	5	9	0.5-0	.	.	.	.	.	.	.	.
47 Segler, A	2	3	5	8	0.5-1	.	.	.	.	.	.	.	.
23 Armour, Hunter	4	6	.	6	.	.	1-37	2	.	1-0	.	.	.
44 Hausman, Corey	3	1	5	6	.	.	.	.	.	.	.	.	.
27 Wright, Andrew	4	3	3	6	.	.	.	1	.	.	.	.	.
43 Hall, Cartwright	4	3	2	5	.	.	.	.	.	.	.	.	.
32 Choros, Tony	4	3	2	5	2.0-15	1.0-10	.	.	.	.	.	.	.
15 Erickson, Brad	3	3	2	5	.	.	.	.	.	.	.	.	.
40 Hayhurst, Kyle	4	4	1	5	0.5-1	.	.	.	.	1-0	.	.	.
58 Stayton, Daniel	2	.	5	5	0.5-1	.	.	.	.	.	.	.	.
96 Odom, Kellen	3	2	2	4	1.0-1	1.0-1	.	.	.	.	.	.	.
98 Moore, Blake	4	2	2	4	1.5-7	1.0-6	.	.	.	.	.	.	.
33 Pretty, Nicholas	4	1	3	4	.	.	1-0	1	.	.	.	.	.
55 Middleton, K.C.	3	1	2	3	1.5-4	.	.	.	.	.	.	.	.
24 McLaughlin, Mike	3	1	2	3	0.5-1	.	.	.	.	.	.	.	.
76 Pye, Luke	4	2	1	3	.	.	.	.	.	.	.	.	.
39 Belmore, Justin	4	3	.	3	1.0-5	.	.	.	.	.	.	.	.
19 Campbell, James	4	1	2	3	.	.	2-0	1	.	.	.	.	.
49 Baird, David	4	.	2	2	.	.	.	.	.	.	.	.	.
2 Reifenberg, David	4	2	.	2	.	.	.	.	.	.	.	.	.
99 Hayes, Tom	4	2	.	2	.	.	1-15	.	.	.	.	.	.
16 Canny, T	2	1	.	1	1.0-24	.	.	1	.	.	.	.	.
TM TEAM	2	1	.	1	.	.	.	.	.	.	.	.	.
25 Vo, Viet	2	.	1	1	.	.	.	.	.	.	.	.	.
42 Meidus, Alfonso	3	1	.	1	.	.	.	.	.	.	.	.	.
28 Newhouse, Zach	3	.	1	1	.	.	.	.	.	.	.	.	.
Total.....	4	128	140	268	34-165	9-67	9-75	14	.	3-0	2	.	.
Opponents.....	4	-	-	-	-	2-20	2-74	13	.	3-10	4	.	.

**The Automated ScoreBook**  
**Navy Team Game-by-Game (as of Oct 24, 2007)**  
**All games**

**TEAM STATISTICS**

Date	Opponent	---RUSHING---				--RECEIVING--				-----PASSING-----				--KICK RET--				--PUNT RET--				tot off		
		No.	Yds	TD	Lg	No.	Yds	TD	Lg	Cmp	Att	Int	Yds	TD	Lg	No	Yds	TD	Lg	No	Yds		TD	Lg
Sep 09, 2007	at Frostburg State JV..	47	184	4	11	18	282	2	48	18	32	1	282	2	48	2	20	0	10	0	0	0	0	466
Sep 22, 2007	vs Army.....	68	313	2	47	6	104	1	34	6	22	1	104	1	34	3	52	0	22	2	15	0	9	417
Oct 07, 2007	vs Cornell.....	40	280	4	65	13	190	1	59	13	26	0	190	1	59	3	58	0	23	4	19	0	12	470
Oct 19, 2007	PRINCETON.....	43	373	7	62	8	177	3	42	8	14	0	177	3	42	0	0	0	0	3	34	0	17	550
Totals.....		198	1150	17	65	45	753	7	59	45	94	2	753	7	59	8	130	0	23	9	68	0	17	1903
Opponent.....		129	152	2	28	47	515	2	79	47	109	9	515	2	79	35	436	0	42	4	14	0	4	667

Games played: 4  
 Avg per rush: 5.8  
 Avg per catch: 16.7  
 Pass efficiency: 135.48  
 Kick ret avg: 16.2  
 Punt ret avg: 7.6  
 All purpose avg/game: 544.0  
 Total offense avg/gm: 475.8

Date	Opponent	-----TACKLES-----			-SACKS-		-FUMBLE-			Pass Blkd			-Kicks--XPTS-				Pts						
		Solo	Ast	Total	TFL	Yds	No	Yds	FF	FR	Yds	Int	Yds	QBH	Brk	Kick		Att	Mad	Run	Rev	Saf	
Sep 09, 2007	at Frostburg State JV..	33	26	59	10.0	77	3.0	28	0	1	0	1	37	0	3	0	6	5	0	0	0	0	47
Sep 22, 2007	vs Army.....	21	34	55	6.0	19	1.0	6	0	2	0	4	21	0	6	0	3	3	0	0	0	0	30
Oct 07, 2007	vs Cornell.....	37	50	87	9.0	24	0.0	0	2	0	0	1	0	0	4	0	5	5	0	0	0	0	35
Oct 19, 2007	PRINCETON.....	37	30	67	9.0	45	5.0	33	0	0	0	3	17	0	1	0	11	11	0	0	0	0	83
Totals.....		128	140	268	34.0	165	9.0	67	2	3	0	9	75	0	14	0	25	24	0	0	0	0	195
Opponent.....		155	150	305	19.0	64	2.0	20	4	3	10	2	74	0	13	0	4	4	0	1	0	0	39

Date	Opponent	-----PUNTING-----						--FIELD GOALS--					-----KICKOFFS-----						
		No	Yds	Avg	Long	Blkd	TB	FC	50+	I20	Att	Made	Lg	Blkd	No	Yds	Avg	TB	OB
Sep 09, 2007	at Frostburg State JV..	2	38	19.0	35	0	1	0	0	0	3	2	45	0	9	435	48.3	0	0
Sep 22, 2007	vs Army.....	4	122	30.5	39	0	0	0	0	1	4	3	35	0	7	336	48.0	0	0
Oct 07, 2007	vs Cornell.....	6	199	33.2	41	0	0	1	0	1	2	0	0	0	6	276	46.0	0	0
Oct 19, 2007	PRINCETON.....	2	34	17.0	25	0	0	0	0	2	2	28	0	14	810	57.9	0	0	
Totals.....		14	393	28.1	41	0	1	1	0	2	11	7	45	0	36	1857	51.6	0	0
Opponent.....		27	825	30.6	51	0	1	1	2	1	1	1	20	0	9	468	52.0	1	0

The Automated ScoreBook  
 Navy Opponent Game-by-Game (as of Oct 24, 2007)  
 All games

OPPONENT STATISTICS

Date	Opponent	---RUSHING---				--RECEIVING--				-----PASSING-----				--KICK RET--				--PUNT RET--				tot off		
		No.	Yds	TD	Lg	No.	Yds	TD	Lg	Cmp	Att	Int	Yds	TD	Lg	No	Yds	TD	Lg	No	Yds		TD	Lg
Sep 09, 2007	at Frostburg State JV..	32	-34	0	6	7	70	0	45	7	15	1	70	0	45	9	124	0	42	0	0	0	0	36
Sep 22, 2007	vs Army.....	18	64	1	9	20	268	1	79	20	42	4	268	1	79	7	47	0	11	2	6	0	3	332
Oct 07, 2007	vs Cornell.....	44	105	1	28	16	134	1	27	16	32	1	134	1	27	5	77	0	23	2	8	0	4	239
Oct 19, 2007	PRINCETON.....	35	17	0	8	4	43	0	22	4	20	3	43	0	22	14	188	0	27	0	0	0	0	60
Opponent totals.....		129	152	2	28	47	515	2	79	47	109	9	515	2	79	35	436	0	42	4	14	0	4	667
Navy.....		198	1150	17	65	45	753	7	59	45	94	2	753	7	59	8	130	0	23	9	68	0	17	1903

Games played: 4  
 Avg per rush: 1.2  
 Avg per catch: 11.0  
 Pass efficiency: 72.35  
 Kick ret avg: 12.5  
 Punt ret avg: 3.5  
 All purpose avg/game: 297.8  
 Total offense avg/gm: 166.8

Date	Opponent	-----TACKLES-----				-SACKS-		-FUMBLE-			Pass Blkd			-Kicks--XPTS-					Pts
		Solo	Ast	Total	TFL-Yds	No-Yds	FF	FR-Yds	Int-Yds	QBH	Brk	Kick	Att	Mad	Run	Rev	Saf		
Sep 09, 2007	at Frostburg State JV..	42	36	78	5.0-12	0.0-0	1	1-10	1-74	0	4	0	0-0	0	1	0	8		
Sep 22, 2007	vs Army.....	40	68	108	3.0-9	0.0-0	1	1-0	1-0	0	5	0	2-2	0	0	0	17		
Oct 07, 2007	vs Cornell.....	33	40	73	10.0-31	1.0-8	1	1-0	0-0	0	4	0	2-2	0	0	0	14		
Oct 19, 2007	PRINCETON.....	40	6	46	1.0-12	1.0-12	1	0-0	0-0	0	0	0	0-0	0	0	0	0		
Opponent totals.....		155	150	305	19.0-64	2.0-20	4	3-10	2-74	0	13	0	4-4	0	1	0	39		
Navy.....		128	140	268	34.0-165	9.0-67	2	3-0	9-75	0	14	0	25-24	0	0	0	195		

Date	Opponent	-----PUNTING-----						--FIELD GOALS--				-----KICKOFFS-----						
		No	Yds	Avg	Long	Blkd	TB	FC	50+	I20	Att	Made	Lg	Blkd	No	Yds	Avg	TB
Sep 09, 2007	at Frostburg State JV..	4	120	30.0	47	0	0	0	0	0	0-0	0	0	2	81	40.5	0	0
Sep 22, 2007	vs Army.....	4	132	33.0	38	0	0	0	0	1-1	20	0	0	4	227	56.8	1	0
Oct 07, 2007	vs Cornell.....	10	356	35.6	51	0	1	2	1	0-0	0	0	0	3	160	53.3	0	0
Oct 19, 2007	PRINCETON.....	9	217	24.1	35	0	0	0	0	0-0	0	0	0	0	0	0.0	0	0
Opponent totals.....		27	825	30.6	51	0	1	2	1	1-1	20	0	0	9	468	52.0	1	0
Navy.....		14	393	28.1	41	0	1	1	0	2	11-7	45	0	36	1857	51.6	0	0