



2007 NAVY SPRINT FOOTBALL

Media Notes

Sprint FB Contact: Jonathan Maggart ♦ Phone: (410) 293-8771 ♦ E-mail: maggart@usna.edu

32 CSFL Championships ♦ .822 All-Time Winning Percentage ♦ 40-2 (.952) in Last-42 Games

♦ 2007 Schedule (5-0, 3-0 CSFL)

Sept. 1	Washington & Lee JV (scrimmage)	W, 14-7
Sept. 9	at Frostburg State JV	W, 47-8
Sept. 22	vs. Army (Allegiance Bowl III)^	W, 30-17
Oct. 7	vs. Cornell* (Pride Bowl XXIX)%	W, 35-14
Oct. 19	Princeton*	W, 83-0
Oct. 26	at Penn*	W, 56-7
Nov. 2	at Army* (Star Game)	7 p.m.

Home games in **bold**

All times Eastern, subject to change

* Collegiate Sprint Football League (CSFL) game

^ Saratoga Springs High School (Saratoga Springs, N.Y.)

% Kean Alumni Stadium (Union, N.J.)

♦ Navy Quick Facts

Location	Annapolis, Md.
Enrollment	4,000
Founded	Oct. 10, 1845
Nickname	Midshipmen, Mids
Colors	Navy Blue & Gold
Stadium	Rip Miller Field (3,500)
Superintendent	Vice Adm. Jeffrey L. Fowler, USN
Director of Athletics	Chet Gladchuk
Letterwinners Returning/Lost	31/17
All-Time Record	302-62-9 (.822)
First Year	1946

♦ Navy Coaching/Support Staff

Head Coach	Maj. Jake Jenkins, USMC
Alma Mater	U.S. Naval Academy '96
Phone	(410) 293-5559
E-mail	jjenkins@usna.edu
Record at Navy (Years)	5-0 (first)
Record vs. Army	1-0
Offensive Coord/QB:	2nd Lt. Brian Hampton, USMC
Defensive Coord/LB:	2nd Lt. Ryan Engle, USMC
Running Backs:	Capt. James Sheasley, USMC
Receivers:	Ens. A.J. Storrs, USN
Offensive Line:	Ens. Zach Gallion, USN
Defensive Line:	Ens. Rick Amos, USN
Defensive Backs:	Ens. Dorian Smith, USN
Strength & Conditioning:	Capt. Chris Messineo, USMC
Sprint Football Ops:	Ens. Danny Davis, USN
Officer Representative:	Maj. Ted Greeley, USMC
Faculty Representative:	Prof. William Bowman
Team Physician:	Cmdr. David Keblish, USN
Athletic Trainers:	Joe English Amanda Culton
Equipment Staff:	Bryan Harrod
Sports Information:	Jonathan Maggart
Sprint Football Administrator:	Matt Munnely

Navy Midshipmen (5-0, 3-0) at Army Black Knights (2-4, 1-2)

Date:	Friday, Nov. 2, 2007
Kickoff:	7:00 p.m.
Stadium:	Shea Stadium (2,000)
Surface:	AstroTurf
City:	West Point, N.Y.
All-Time Series:	Navy leads, 34-30-1
Streak:	Navy, 7
Last Meeting:	Navy 30, Army 17 (Sept. 22, 2007; Saratoga Springs, N.Y.)

♦ Navy Looks to Capture N-Star, CSFL Outright Title at Army on Friday

The Navy sprint football team (5-0, 3-0 CSFL) aims to claim the N-Star and win its 25th outright CSFL Championship in program history this Friday night when it travels up to Shea Stadium in West Point to take on Army (2-4, 1-2 CSFL). The Midshipmen topped the Black Knights in the first meeting between the two teams, 30-17, at the Allegiance Bowl in Saratoga Springs, N.Y. This year's Navy senior class will also look to maintain its perfect record against service academy foe Army, as it has compiled a 7-0 mark.

♦ Navy Defeats Penn, 56-7, in Battle of League's Unbeatens

Navy sprint football quarterback **D.J. Green (Jr./Indianapolis, Ind.)** threw for two touchdowns and ran for two more as the Midshipmen topped Penn, 56-7, in a contest between the league's top two teams on Friday evening at Franklin Field.

The Midshipmen maintained their perfect record on the year, as they improved to 5-0 overall and 3-0 in CSFL play. The Quakers suffered their first league loss of the year to fall to 3-2 overall and 2-1 in league action.

With Friday night's victory, the Midshipmen captured at least a share of the CSFL Championship this year, their 32nd league title in the program's 62-year history. Navy will battle Army (2-4, 1-2 CSFL) in the Star Game next Friday night for a chance to claim the league crown outright, while Penn needs to defeat Princeton (0-5, 0-3 CSFL) and a Navy loss to Army in order to share the CSFL title with the Mids.

Despite the rainy conditions, Green engineered an offense that accumulated 553 yards and 26 first downs. Through the air, Green connected on 14-of-27 passes for 178 yards with two touchdowns and one interception. The Navy signal caller also used his legs to collect a career-best 68 yards on the ground via 13 carries with two touchdowns.

Accounting for 370 of its 553 yards on Friday was Navy's rushing attack, which came into the contest averaging a league-best 287.5 yards per game. **Richard Engel (Sr./Medford, N.J.)** led the Midshipmen with 111 yards on 22 carries and found the endzone in the second quarter. Engel's rushing touchdown upped his career total to 23, matching the program record held by Matt Sobbeck (1994-97). Fellow running backs **Enrique Harris (Jr./Crawfordville, Fla.)**, **Nate Stewart (So./Fitzgerald, Ga.)** and **Steve Benson (So./Elenwood, Ga.)** all scored touchdowns and ran for 76, 63 and 53 yards, respectively.

Offensive team captain **Todd Barriger (Sr./Prescott, Mich.)** led the team with four catches for 60 yards, while fellow wide receiver **Tommy Telson (Jr./Bedford, Texas)** corralled three passes for 19 yards.

Navy's defense, which came into Friday's game leading the CSFL in total defense (166.8 yards per game) and scoring defense (9.8 points per game), held Penn's offense to 121 yards, only 35 in the second half, and forced four turnovers. The Mids recorded eight tackles in the backfield, three sacks and three pass breakups. The CSFL's leading rusher, Rob Lombardi, was contained for just one yard in 15 carries by the Midshipmen defense.

Linebackers **Chris Combellick (Jr./Carmel, Ind.)**, **Tyler Hawkins (So./Canyon Country, Calif.)** and defensive lineman **Justin Nabozna (Jr./New Fairfield, Conn.)** led the Mids with six tackles apiece. Combellick, defensive backs **Jason Campbell (Jr./Kansas City, Mo.)** and **Hunter Armour (Sr./Malibu, Calif.)** all picked off a pass, while defensive lineman **Kyle Hayhurst (So./Pleasanton, Calif.)** recovered a fumble, made a sack and tallied five tackles.

Game 6 - at Army (Star Game)

◆ Numerical Roster

No.	Name	Yr.	Pos.	Ht.	Hometown/ High School
2	David Reifenberg*	So.	K	5-6	Ft. Wayne, Ind. / Bishop Dwenger
3	Stephen Phillips*	So.	K	5-8	Barhamsville, Va. / Poquoson
4	Chris Davis*	Jr.	DB	5-9	Chesapeake, Va. / Indian River
5	Tyler Terronez	Fr.	QB	6-2	Mechanicsburg, Pa. / Naples American (Italy)
6	Mike Nolan	Fr.	DB	5-10	Carmichael, Calif. / Rio Americano
7	Steve Benson	So.	RB	5-11	Ellenwood, Ga. / Martin Luther King Jr.
8	Matthew Mitchelson*	Jr.	QB	6-2	Concord, Calif. / Concord
9	Justin Nabozna**	Jr.	DL	6-0	New Fairfield, Conn. / New Fairfield
10	Todd Barriger***	Sr.	WR	5-10	Prescott, Mich. / Whittemore-Prescott
13	D.J. Green*	Jr.	QB	5-10	Indianapolis, Ind. / Perry Meridian
14	Jon DeWitt	Jr.	QB	6-0	Mendham, N.J. / West Morris Mendham
15	Brad Erickson	So.	DB	5-11	Lake Forest, Ill. / Lake Forest
17	Jason Feipel**	Sr.	DB	5-10	Walcott, Iowa / Davenport West
19	James Campbell**	Jr.	DB	6-1	Kansas City, Mo. / Oak Park
20	Enrique Harris*	Jr.	RB	5-8	Crawfordville, Fla. / Wakulla
21	Nate Stewart*	So.	RB	5-9	Fitzgerald, Ga. / Fitzgerald
22	Jarred Tate*	So.	DB	5-9	Las Vegas, Nev. / Shadow Ridge
23	Hunter Armour	Sr.	DB	5-10	Malibu, Calif. / Loyola
24	Mike McLaughlin	So.	RB	5-9	Allison Park, Pa. / Pittsburgh Central Catholic
25	Viet Vo	Fr.	DB	5-11	Hoover, Ala. / Hoover
27	Andrew Wright*	Jr.	DB	6-0	Baltimore, Md. / Paul Laurence Dunbar
28	Zach Newhouse	Fr.	WR/TE	5-11	Martinsburg, W.Va. / Martinsburg
29	Tyler Hawkins*	So.	LB	5-8	Canyon Country, Calif. / Canyon
32	Tony Choros	Sr.	DL	5-10	Cresson, Pa. / Penn Cambria
33	Nicholas Pretty	So.	DB	5-11	San Jose, Calif. / Lincoln
34	Richard Engel***	Sr.	RB	5-10	Medford, N.J. / Shawnee
36	Chris Combellick*	Jr.	LB	6-0	Carmel, Ind. / Carmel
39	Justin Belmore**	Jr.	LB/DB	5-7	Dover, N.H. / Dover
40	Kyle Hayhurst*	So.	DL	5-11	Pleasanton, Calif. / Foothill
41	Gaetano Bettinelli	Jr.	TE	5-11	St. Helena, Calif. / St. Helena
42	Alfonso Meidus	Jr.	RB	5-6	Leechburg, Pa. / Leechburg
43	Cartwright Hall	Fr.	LB	5-11	Cincinnati, Ohio / Cincinnati Hill Christian Academy
44	Corey Hausman	Jr.	LB	5-8	Onawa, Iowa / West Monona Community
45	Taylor Brashear**	Sr.	DL	5-7	Collierville, Tenn. / Collierville
48	Galen Landis*	Jr.	DL	6-1	Hershey, Pa. / Hershey
49	David Baird	Fr.	RB	5-5	Ravenel, S.C. / Bishop England
53	Drew Cecil**	Jr.	OL	6-1	Ft. Thomas, Ky. / Highlands
54	Michael Bosworth**	Jr.	OL	5-11	Dripping Springs, Texas / Dripping Springs
55	K.C. Middleton	So.	DL	6-1	Jacksonville, Fla. / University Christian School
56	Brian Smith**	Jr.	LB	5-8	Gainesville, Fla. / Buchholz
57	Chip Broun***	Sr.	OL	6-2	Dunwoody, Ga. / Wesleyan School
58	Daniel Stayton	Jr.	LB	5-9	New Market, Ala. / Buckhorn
59	Emery Persinger	Fr.	LB	6-0	Cheswick, Pa. / Deer Lakes
60	Patrick O'Brien	Fr.	OL	5-10	Rockville, Md. / Rockville
61	Chuck Bell	So.	OL	5-10	Gainesville, Fla. / Buchholz
62	Bill McClellan	So.	OL	5-8	Tinley Park, Ill. / Victor J. Andrew
65	Mark Capansky	Jr.	OL	5-11	Woodstock, Va. / Central
66	Jeremy Harbaugh	Fr.	DL	5-11	Smithsburg, Md. / Smithsburg
67	Lou Feaman*	Sr.	OL	5-10	Boynton Beach, Fla. / Spanish River
68	Jeff Schuele**	Jr.	OL	5-10	Troy, Mich. / Notre Dame Prep
69	Tom Lucey	Sr.	OL	5-10	Reed City, Mich. / Reed City
76	Luke Pye	Fr.	DL	6-0	Cartersville, Ga. / Cartersville
77	Joe Travers	Fr.	OL	5-8	Severn, Md. / Old Mill
79	Jerry Feehery	Jr.	OL	6-0	Wallingford, Pa. / Cardinal O'Hara
80	Brad Cash*	So.	WR	5-10	Wilmington, N.C. / E.A. Laney
81	Tommy Tellson**	Jr.	WR	5-11	Bedford, Texas / Euleess Trinity
82	Nash Bagby*	Jr.	WR/P	6-0	Waco, Texas / Reicher Catholic
83	Kaleb Kaetter-Henry	Fr.	WR/TE	5-10	McKinney, Texas / Melissa
85	Macedonius Melonas	Jr.	WR	5-6	Orem, Utah / Orem
87	JoJo Catrini	Fr.	WR	5-8	Norcross, Ga. / Wesleyan School
88	Karl Motoyama	Jr.	TE	6-1	Honolulu, Hawai'i / Iolani
95	Taylor Dodd**	Sr.	DL	5-8	San Juan Capistrano, Calif. / St. Margaret's Episcopal
96	Kellen Odom	Jr.	DL	6-0	North Richland Hills, Texas / Ft. Worth Christian School
98	Blake Moore	So.	DL	5-11	Newhall, Calif. / William S. Hart
99	Tom Hayes	So.	DL	5-9	Ballston Lake, N.Y. / South Glens Falls

*denotes letters won

◆ Alphabetical Roster

No.	Name	Pos.
23	Armour, Hunter	DB
82	Bagby, Nash	WR/P
49	Baird, David	RB
10	Barriger, Todd	WR
61	Bell, Chuck	OL
39	Belmore, Justin	LB/DB
7	Benson, Steve	RB
41	Bettinelli, Gaetano	TE
54	Bosworth, Michael	OL
45	Brashear, Taylor	DL
57	Broun, Chip	OL
19	Campbell, James	DB
65	Capansky, Mark	OL
80	Cash, Brad	WR
87	Catrini, JoJo	WR
53	Cecil, Drew	OL
32	Choros, Tony	DL
36	Combellick, Chris	LB
4	Davis, Chris	DB
14	DeWitt, Jon	QB
95	Dodd, Taylor	DL
34	Engel, Richard	RB
15	Erickson, Brad	DB
67	Feaman, Lou	OL
79	Feehery, Jerry	OL
17	Feipel, Jason	DB
13	Green, D.J.	QB
43	Hall, Cartwright	LB
66	Harbaugh, Jeremy	DL
20	Harris, Enrique	RB
44	Hausman, Corey	LB
29	Hawkins, Tyler	LB
99	Hayes, Tom	DL
40	Hayhurst, Kyle	DL
83	Kaetter-Henry, Kaleb	WR/TE
48	Landis, Galen	DL
69	Lucey, Tom	OL
62	McClellan, Bill	OL
24	McLaughlin, Mike	RB
42	Meidus, Alfonso	RB
85	Melonas, Macedonius	WR
55	Middleton, K.C.	DL
8	Mitchelson, Matthew	QB
98	Moore, Blake	DL
88	Motoyama, Karl	TE
9	Nabozna, Justin	DL
28	Newhouse, Zach	WR/TE
6	Nolan, Mike	DB
60	O'Brien, Patrick	OL
96	Odom, Kellen	DL
59	Persinger, Emery	LB
3	Phillips, Stephen	K
33	Pretty, Nicholas	DB
76	Pye, Luke	DL
2	Reifenberg, David	K
68	Schuele, Jeff	OL
56	Smith, Brian	LB
58	Stayton, Daniel	LB
21	Stewart, Nate	RB
22	Tate, Jarred	DB
81	Tellson, Tommy	WR
5	Terronez, Tyler	QB
77	Travers, Joe	OL
25	Vo, Viet	DB
27	Wright, Andrew	DB

Game 6 - at Army (Star Game)

◆ Army Quick Facts

Location	West Point, N.Y.
Enrollment	4,000
Founded	March 16, 1802
Nickname	Black Knights, Cadets
Colors	Black, Gold, Gray
Stadium	Shea Stadium (2,000)
Superintendent	Lt. Gen. Franklin L. Hagenbeck
Director of Athletics	Kevin Anderson
SID Contact	Jon Holtz
Phone	(845) 938-6996
Fax	(845) 446-2556
E-Mail	jon.holtz@usma.edu
Website	www.goarmysports.com

◆ Army Coaching Staff

Interim Head Coach	Joe Sessa
Record at Army (Years)	2-4 (first)
Record vs. Navy	0-1
Associate Head Coach	James Chastain

◆ 2007 Schedule (2-4, 1-2 CSFL)

Sept. 9	at Fairleigh Dickinson JV	W, 36-0
Sept. 22	vs. Navy (Allegiance Bowl III)&	L, 30-17
Sept. 30	at Wagner JV	L, 19-13 (OT)
Oct. 5	at Princeton*	W, 1-0 (forfeit)
Oct. 12	Penn*	L, 13-12
Oct. 26	at Cornell*	L, 14-7
Nov. 2	Navy* (Star Game)	7 p.m.

Home games in **bold**

All times Eastern, subject to change

* Collegiate Sprint Football League (CSFL) game & Saratoga Springs H.S. (Saratoga Springs, N.Y.)

◆ 2006 Results (3-3, 2-2 CSFL)

Sept. 17	Pace JV	W, 42-20
Sept. 24	vs. Navy (Pride Bowl XXVIII)%	L, 31-21
Oct. 6	Princeton*	W, 54-9
Oct. 14	at Penn*	W, 16-7
Oct. 27	Cornell*	L, 26-7
Nov. 3	at Navy* (Star Game)^	L, 17-6

Home games in **bold**

All times Eastern, subject to change

* Collegiate Sprint Football League (CSFL) game % Kean Alumni Stadium (Union, N.J.)

^ Game televised on tape delay on CSTV

◆ Last Meeting ... Navy 30, Army 17

Navy sprint football running back **Enrique Harris (Jr./Crawfordville, Fla.)** ran for 160 yards on 24 carries with a touchdown to earn game MVP honors as the Midshipmen defeated Army, 30-17, in front of 4,000 fans at the Allegiance Bowl at Saratoga Springs High School Field.

The Midshipmen held a 38:31-21:29 advantage in time of possession and out-gained Army, 417-332, with 313 of those yards coming on the ground. In addition to Harris's 160 yards, **Richard Engel (Sr./Medford, N.J.)** produced 90 yards on 21 carries and **Nate Stewart (So./Fitzgerald, Ga.)** chimed in with 41 yards on seven rushing attempts.

Navy's defense took advantage of six Army turnovers, four interceptions and two fumble recoveries, in scoring 23 of its 30 points on the afternoon. The Midshipmen also tallied six tackles for a loss of 19 yards and deflected away six passes in the win. **Jason Feipel (Sr./Walcott, Iowa)** led the defensive backfield with two pick-offs, the first two of his career, for 21 return yards.

In his first-career start, quarterback **Jon DeWitt (Jr./Mendham, N.J.)** produced a touchdown on the ground and through the air. The Navy signal-caller rushed for 18 yards and completed 6-of-22 passes for 104 yards.

Team Statistics

Category	Army	Navy
First Downs	15	23
Rushes-Yds.	18-64	68-313
Passing Yds.	268	104
Passes A-C-I	42-20-4	22-6-1
Plays-Yds.	60-332	90-417
Fumb. Ret.-Yds.	0-0	0-0
Punt Ret.-Yds.	2-6	2-15
KO Ret.-Yds.	7-47	3-52
Int. Ret.-Yds.	1-0	4-21
Punts-Avg.	4-33.0	4-30.5
Fumbles-Lost	3-2	2-1
Penalties-Yds.	12-95	7-63
Time of Poss.	21:29	38:31
3rd-Dn. Conv.	3-11	7-21
4th-Dn. Conv.	1-2	4-6
Red Zone	3-3	5-5
Sacks-Yds.	0-0	1-6

Score by Quarters

	1	2	3	4	F
Army	14	3	0	0	17
Navy	0	17	0	13	30

Attendance: 4,000

Weather: 72 deg., Partly Sunny

◆ Team Comparison

Navy (5-0, 3-0 CSFL)

Team Statistics	Navy	Opp.
Points / Game	50.2	9.2
First Downs / Game	22.2	8.8
Rushing / Game	304.0	36.6
Passing / Game	187.2	121.0
Total Offense / Game	491.2	157.6
Turnovers	8	16
Pen. Yards / Game	67.0	55.6
Time of Possession	32:55	27:05

Army (2-4, 1-2 CSFL)

Team Statistics	Army	Opp.
Points / Game	17.0	15.2
First Downs / Game	15.6	17.2
Rushing / Game	98.2	151.6
Passing / Game	227.4	144.8
Total Offense / Game	325.6	296.4
Turnovers	21	11
Pen. Yards / Game	53.8	59.4
Time of Possession	27:31	32:29

◆ The Army-Navy Series

Overall	Navy, 34-30-1
in Annapolis	Navy, 16-10-1
in West Point	Army, 14-9
at Neutral Site	Navy, 9-6
* Pottsville, Pa.	Army, 4-3
& St. Clair, Pa.	Army, 1-0
% Blue Mountain, Pa.	Army, 1-0
% Newark, N.J.	Navy, 3-0
^ Union, N.J.	Navy, 2-0
! Saratoga Springs, N.Y.	Navy, 1-0

Date	Res.	Score	Site
10/26/57	L	7-0	H
10/24/58	L	33-0	R
10/30/59	W	26-0	H
11/4/60	W	12-7	R
11/10/61	W	15-7	H
11/16/62	L	15-12	R
10/12/63	W	13-0	H
10/17/64	L	6-0	R
10/23/65	W	21-15	H
10/29/66	L	13-9	R
11/4/67	W	3-0	H
11/8/68	L	17-14	R
11/14/69	W	28-14	H
10/16/70	L	14-7	H
10/22/71	L	20-0	R
11/3/72	L	41-0	H
11/9/73	L	27-24	R

Date	Res.	Score	Site
11/16/74	L	28-12	H
10/4/75	L	31-26	R
10/9/76	L	25-21	H
10/14/77	W	23-13	R
10/20/78	W	8-7	H
11/3/79	L	16-14	R
10/3/80	L	16-12	H
10/9/81	W	17-7	R
10/15/82	W	27-7	H
10/21/83	L	31-22	R
11/12/83	L	38-13	N*
10/26/84	W	17-0	H
11/10/84	L	52-0	N*
11/1/85	W	33-14	R
10/31/86	W	23-21	H
11/6/87	L	16-14	R
11/5/88	W	16-6	H
11/3/89	L	32-10	R
11/2/90	L	35-7	H
11/8/91	T	20-20	H
10/24/92	W	31-14	N*
11/13/92	W	48-30	H
10/23/93	L	28-3	N*
11/12/93	W	18-14	R
11/4/94	L	41-34	H
11/10/95	W	17-3	R
11/8/96	L	34-7	H
9/27/97	W	21-16	N*

Date	Res.	Score	Site
11/7/97	W	24-21	R
10/3/98	L	43-8	N*
11/15/98	W	24-21	H
10/9/99	W	12-10	N*
11/12/99	L	38-15	R
9/27/00	L	21-7	N&
11/10/00	L	31-24	H
10/6/01	L	24-7	N%
11/9/01	W	17-10	R
10/6/02	W	22-9	N\$
11/8/02	W	35-10	H
10/5/03	W	14-0	N\$
11/7/03	L	30-25	R
10/3/04	W	31-15	N\$
11/5/04	W	27-10	H
10/2/05	W	33-3	N^
11/4/05	W	19-16 (2OT)	R
9/24/06	W	31-21	N^
11/3/06	W	17-6	H
9/22/07	W	30-17	N!

Game 6 - at Army (Star Game)

◆ CSFL Standings

	League			Overall		
	W	L	Pct.	W	L	Pct.
Navy	3	0	1.000	5	0	1.000
Penn	2	1	.667	3	2	.600
Cornell	2	2	.500	4	2	.667
Army	1	2	.333	2	4	.333
Princeton	0	3	.000	0	5	.000

Last Week:

Oct. 26

Navy 56, at Penn 7

at Cornell 14, Army 7

This Week:

Nov. 2

Navy at Army*

Penn at Princeton*

7 p.m.

7 p.m.

◆ CSFL Individual Leaders

Passing	Att.	Com.	Yds.	TD	INT
Zak Dentes, Cornell	113	67	891	5	4
Robert Miner, Army	92	45	705	4	10
Mike D'Angelo, Penn	81	42	686	6	3
D.J. Green, Navy	76	44	674	6	2
Rob Payne, Army	59	36	403	2	2

Rushing	Att.	Yds.	TD	Avg.
Rob Lombardi, Penn	93	437	3	4.7
Richard Engel, Navy	63	383	5	6.1
Enrique Harris, Navy	59	362	3	6.1
Glenn Palmer, Cornell	57	261	1	4.6
Nate Stewart, Navy	28	248	2	8.9

Receiving	Rec.	Yds.	TD	Avg.
Michael Brennan, Cornell	31	409	2	13.2
Lon Johnson, Princeton	22	331	2	15.0
Matt Malleo, Cornell	20	253	3	12.6
Geoff Phillips, Army	18	345	4	19.2
Todd Barriger, Navy	17	263	3	15.5

Tackles	Total
Nate Drake, Army	59
Steven Wax, Army	51
Barrett Rife, Army	46
Sam Biddle, Penn	45
John Parke, Cornell	42

Interceptions	INT
James Campbell, Navy	3
Jacques Beauvai, Penn	3
Hunter Armour, Navy	2
Chris Combellick, Navy	2
Jason Feipel, Navy	2
Barrett Rife, Army	2
Cameron Johnson, Cornell	2
Chris Stanton, Cornell	2
Andy Feigenbaum, Penn	2
Lucas Briger, Princeton	2

◆ Doubling Up Army

Navy will look to claim its second victory over Army this season on Friday night, as the Midshipmen defeated the Black Knights, 30-17, at the Allegiance Bowl in Saratoga Springs, N.Y., on Sept. 22. Navy has recorded two victories over Army in one season on six occasions (1992, '97, '02, '04, '05 and '06), four of which have taken place over the last-five years.

Navy Sweeps of Army in a Season

Year	Game One	Game Two
1992	Navy, 31-14 (Pottsville, Pa.)	Navy, 48-30 (Annapolis, Md.)
1997	Navy, 21-16 (Pottsville, Pa.)	Navy, 24-21 (West Point, N.Y.)
2002	Navy, 22-9 (Newark, N.J.)	Navy, 35-10 (Annapolis, Md.)
2004	Navy, 31-15 (Newark, N.J.)	Navy, 27-10 (Annapolis, Md.)
2005	Navy, 33-3 (Union, N.J.)	Navy, 19-16 (2OT) (West Point, N.Y.)
2006	Navy, 31-21 (Union, N.J.)	Navy, 17-6 (Annapolis, Md.)

◆ Navy's Seniors Going For 8-0 Against Army

This year's Navy sprint football senior class will attempt to become the first class in program history to go undefeated against Army over its four years in Annapolis. The Midshipmen have won each of their last-seven meetings against the Black Knights, dating back to the 2004 campaign. The only other class to go undefeated against Army in its career was Navy's senior class of 1962, as it won all three of its meetings against Army between 1959-61 during a time in which freshmen were not allowed to play in varsity competition.

Navy's Winning Streak Against Army

No.	Date	Score	Site
1.	Oct. 3, 2004	W, 31-15	Newark, N.J.
2.	Nov. 5, 2004	W, 27-10	Annapolis, Md.
3.	Oct. 2, 2005	W, 33-3	Union, N.J.
4.	Nov. 4, 2005	W, 19-16 (2OT)	West Point, N.Y.
5.	Sept. 24, 2006	W, 31-21	Union, N.J.
6.	Nov. 3, 2006	W, 17-6	Annapolis, Md.
7.	Sept. 22, 2007	W, 30-17	Saratoga Springs, N.Y.

◆ Navy Reaches 300 All-Time Wins

The Navy sprint football program recorded its 300th victory in program history on Sunday, Oct. 7, when it defeated Cornell, 35-14, in Pride Bowl XXIX. The 62-year old program owns an all-time mark of 302-62-9, good for an .822 winning percentage.

Landmark Victories

No.	Date	Opponent	Score	Head Coach
1	Oct. 19, 1946	Princeton	19-0	Cmdr. W.T. Ingram, USN
50	Nov. 10, 1956	Princeton	32-0	Cmdr. S.H. Werner, USN
100	Oct. 14, 1967	at Princeton	29-8	Jack M. Cloud
150	Oct. 21, 1977	Princeton	31-7	Lt. Glen Nardi, USN
200	Oct. 16, 1987	at Rutgers	21-6	Lt. Col. Lonnie Messick, USMC
250	Nov. 7, 1997	at Army	24-21	Maj. Rick Pagel, USMC
300	Oct. 7, 2007	vs. Cornell	35-14	Maj. Jake Jenkins, USMC

◆ CSFL Players of the Week

	OFFENSE	DEFENSE	SPECIAL TEAMS
Week 1 (9/11)	Robert Miner, Army	Galen Landis, Navy	David Reifenberg, Navy
Week 2 (9/18)	Matt Malleo, Cornell	Andy Feigenbaum, Penn	John Mackintosh, Cornell
Week 3 (9/25)	Enrique Harris, Navy	Cameron Johnson, Cornell	David Reifenberg, Navy
Week 4 (10/2)	Rob Lombardi, Penn	Thomas Russell, Army	Rob Lombardi, Penn
Week 5 (10/9)	D.J. Green, Navy	Tyler Hawkins, Navy	John Mackintosh, Cornell
Week 6 (10/16)	Mike D'Angelo, Penn	Sam Biddle, Penn	Michael Brennan, Cornell
Week 7 (10/23)	Rob Lombardi, Penn	Gage O'Connell, Penn	David Reifenberg, Navy
Week 8 (10/30)	D.J. Green, Navy	---	David Reifenberg, Navy
Week 9 (11/6)			

◆ Road Warriors

The Midshipmen played their only home game of the 2007 season against Princeton on Oct. 19, recording an 83-0 victory. The one home contest ranks as the fewest home games played in a season by the Mids in the program's 62-year history.

Meanwhile, Navy will travel more than 2,300 miles on the road and spend in excess of 40 hours on a bus going to and from its five games away from Annapolis this year.

Navy's Road Mileage in 2007

Opponent (Site)	Miles*	Time
at Frostburg State JV (Frostburg, Md.)	172.04	2:56
vs. Army (Saratoga Springs, N.Y.)	388.94	6:40
vs. Cornell (Union, N.J.)	205.78	3:37
at Penn (Philadelphia, Pa.)	126.31	2:21
at Army (West Point, N.Y.)	264.33	4:45
Totals	1157.40	20:19

* denotes one-way mileage (according to mapquest.com)

◆ Leading the CSFL in Offense AND Defense

The Midshipmen have produced a total team effort in 2007, leading the CSFL in total offense and total defense. Navy's offense tops the league with 50.2 points per game, 491.2 yards per contest and 304.0 rushing yards per game. On the defensive side of the ball, the Midshipmen lead the league with 9.2 points allowed per game, 157.6 yards allowed per outing and 36.6 rushing yards per contest.

In CSFL games only, Navy's paces the league with 58.0 points per game, 524.3 yards per contest and 341.0 rushing yards per outing. Defensively, the Mids lead the CSFL with 7.0 points allowed per outing, 140.0 yards allowed per contest and 51.0 rushing yards per game.

◆ Engel Ties Career Rushing Touchdowns Record

Navy senior running back **Richard Engel (Medford, N.J.)** recorded his 23rd career rushing touchdown in a win at Penn on Oct. 26, to tie the career program record with Matt Sobecki (1994-97). He has scored at least one touchdown in seven of his last-eight games, three of which were multi-touchdown performances.

Navy Career Rushing Touchdowns Record

Pl.	No.	Name (Years)
1.	23	Richard Engel (2004-present)
	23	Matt Sobecki (1994-97)
3.	22	Brian Voss (1994-96)
	22	James Wall (1969-71)

◆ Reifenberg Connecting on Kicks

Navy kicker **David Reifenberg (So./Fr. Wayne, Ind.)** has etched his name in the single-game record book at Navy this season for extra points and field goals made. Reifenberg went 11-for-11 in extra-point attempts during Navy's 83-0 win over Princeton on Oct. 19. Against Army in the Allegiance Bowl, he tied the school record with three field goals made in a 30-17 victory.

Reifenberg's name has also began to appear in the single-season lists in both categories. His 32 converted extra points rank second, while his seven field goals are fourth in program history.

Navy Single-Game Extra Points Made Record

Pl.	No.	Name (Opponent; Date)
1.	11	David Reifenberg (vs. Princeton; Oct. 19, 2007)
2.	10	Joey Bullen (vs. Princeton; Sept. 24, 2004)
3.	8	David Reifenberg (at Penn; Oct. 26, 2007)
4.	8	Douglas Wilson (at Penn; Oct. 25, 1986)

Navy Single-Game Field Goals Made Record

Pl.	No.	Name (Opponent; Date)
1.	3	David Reifenberg (vs. Army; Sept. 22, 2007)
	3	four other times (last: Joey Bullen vs. Army; Nov. 5, 2004)

◆ CSFL Offensive Team Rankings

Scoring	PPG	CSFL Only	PPG
Navy	50.2	Navy	58.0
Cornell	27.0	Cornell	22.5
Penn	26.6	Penn	18.3
Army	17.0	Army	9.5
Princeton	8.3	Princeton	0.0

Total Offense	YPG	CSFL Only	YPG
Navy	491.2	Navy	524.3
Cornell	350.7	Cornell	327.3
Army	325.6	Army	308.5
Penn	324.4	Penn	242.7
Princeton	184.3	Princeton	132.5

Rushing	YPG	CSFL Only	YPG
Navy	304.0	Navy	341.0
Penn	168.6	Cornell	131.8
Cornell	156.7	Army	91.5
Army	98.2	Penn	89.3
Princeton	44.8	Princeton	48.5

Passing	YPG	CSFL Only	YPG
Army	227.4	Army	217.0
Cornell	194.0	Cornell	195.5
Navy	187.2	Navy	183.3
Penn	155.8	Penn	153.3
Princeton	139.5	Princeton	84.0

◆ CSFL Defensive Team Rankings

Points Allowed	PPG	CSFL Only	PPG
Navy	9.2	Navy	7.0
Army	15.2	Army	13.5
Cornell	20.2	Cornell	19.3
Penn	29.2	Penn	32.0
Princeton	56.5	Princeton	58.5

Total Defense	YPG	CSFL Only	YPG
Navy	157.6	Navy	140.0
Army	296.4	Cornell	319.0
Cornell	318.2	Army	321.0
Penn	426.8	Princeton	414.0
Princeton	459.5	Penn	442.0

Rushing	YPG	CSFL Only	YPG
Navy	36.6	Navy	51.0
Cornell	133.5	Cornell	130.8
Army	151.6	Army	144.5
Penn	184.8	Penn	208.7
Princeton	299.0	Princeton	253.5

Passing	YPG	CSFL Only	YPG
Navy	121.0	Navy	89.0
Army	144.8	Princeton	160.5
Princeton	155.5	Army	176.5
Cornell	184.7	Cornell	188.3
Penn	243.0	Penn	233.3

Game 6 - at Army (Star Game)

◆ Record When

Situation	2007	Streak
Overall	5-0	W-8
Playing at home	1-0	W-17
Playing on the road	2-0	W-3
Playing at a neutral site	2-0	W-8
Leading after the first quarter	2-0	W-14
Trailing after the first quarter	1-0	W-6
Tied after the first quarter	2-0	W-3
Leading at halftime	4-0	W-19
Trailing at halftime	0-0	L-1
Tied at halftime	1-0	W-6
Leading after the third quarter	4-0	W-9
Trailing after the third quarter	0-0	W-1
Tied after the third quarter	1-0	W-3
In overtime	0-0	L-1
Come-from-behind wins	2	---
Navy scores first	4-0	W-18
Opponent scores first	1-0	W-1
Navy rushes for over 200 yards	4-0	W-21*
Opponent rushes for over 200 yards	0-0	W-2*
Navy passes for over 200 yards	1-0	W-10
Opponent passes for over 200 yards	1-0	W-1
Winning turnover margin	3-0	W-4
Losing turnover margin	0-0	W-5
Turnover margin is tied	2-0	W-8*
On Sprinturf / artificial turf	4-0	W-6
On grass	1-0	W-10
Navy scores 20 or less	0-0	W-1
Navy scores 21-30 points	1-0	W-4
Navy scores 31-plus points	4-0	W-43
Opponent scores 20 or less	5-0	W-8
Opponent scores 21-30 points	0-0	W-1
Opponent scores 31-plus points	0-0	L-4

*denotes since start of 2002 season

◆ Notes About Longer Streaks

Playing at Home	W-17
last loss	vs. Army; Nov. 10, 2000 (31-24)
Leading at Halftime	W-19
last loss	at Army; Nov. 7, 2003 (30-25)
Tied at Halftime	W-6
last loss	at Army; Nov. 3, 1989 (32-10)
Navy Scores First	W-18
last loss	at Army; Nov. 7, 2003 (30-25)
Navy Scores 31-plus Points	W-43
last loss	vs. Army; Nov. 4, 1994 (41-34)
Opponent Scores 31-plus Points	L-4
last win	at Wesley JV; Sept. 21, 1997 (48-34)

Navy Single-Season Extra Points Made Record

Pl.	No.	Name (Year)
1.	33	Jaesen Van Yerger (1994)
2.	32	David Reifenberg (2007)
3.	30	Joey Bullen (2004)

Navy Single-Season Field Goals Made Record

Pl.	No.	Name (Year)
1.	10	Douglas Wilson (1985)
2.	8	Charles Nash (2002)
	8	Charles Spangler (1988)
4.	7	David Reifenberg (2007)
5.	6	Joey Bullen (2004)
	6	Andrew Mullen (1979)

◆ Navy's 1-2 Rushing Tandem ... Engel and Harris

Navy's league-leading rushing attack has been keyed by the efforts of its top-two running backs, **Richard Engel (Sr./Medford, N.J.)** and **Enrique Harris (Jr./Crawfordville, Fla.)**. The Midshipmen rushing duo have combined for 745 yards and eight touchdowns on 122 carries this year (6.1 ypc). Engel, last year's league rushing leader, is second in the CSFL with his 383 yards on the ground, while Harris owns 362 yards this season to rank right behind his teammate for third in the league.

Navy's Rushing Attack Game-by-Game

Opponent	- Engel -			- Harris -			- Team -		
	Att.	Yds.	TD	Att.	Yds.	TD	Att.	Yds.	TD
at Frostburg State JV	9	34	2	14	66	0	47	184	4
vs. Army (Allegiance Bowl)	21	90	0	24	160	1	68	313	2
vs. Cornell (Pride Bowl)	8	67	1	8	50	0	40	280	4
vs. Princeton	3	81	1	2	10	1	43	373	7
at Penn	<u>22</u>	<u>111</u>	<u>1</u>	<u>11</u>	<u>76</u>	<u>1</u>	<u>57</u>	<u>370</u>	<u>6</u>
Season Totals	63	383	5	59	362	3	255	1520	23

◆ You'll Have Nothing and Like It

Navy's defense has been downright dominating against opposing offenses this season, with two efforts ranking among the best defensive performances in school history. The Midshipmen held Frostburg State JV to a program record -34 yards rushing and 36 yards of total offense, the second-best mark in school history. Against Princeton on Oct. 19, the Midshipmen contained the Tigers to 17 rushing yards, sixth-best in program history, and 60 yards of total offense, the fifth-best mark in school history.

Fewest Rushing Yards Allowed (Since 1996)

Pl.	Yds.	Opponent (Date)
1.	-34	at Frostburg State JV (Sept. 9, 2007)
2.	-26	at Cornell (Oct. 13, 2000)
3.	-10	at Princeton (Oct. 20, 2006)
4.	4	at Frostburg State JV (Sept. 29, 2002)
5.	15	at Cornell (Sept. 23, 2005)
6.	17	vs. Princeton (Oct. 19, 2007)

Fewest Total Yards Allowed (Since 1996)

Pl.	Yds.	Opponent (Date)
1.	28	at Cornell (Oct. 13, 2000)
2.	36	at Frostburg State JV (Sept. 9, 2007)
	36	at VMI (Sept. 17, 2005)
4.	40	vs. Princeton (Oct. 21, 2005)
5.	60	vs. Princeton (Oct. 19, 2007)

Game 6 - at Army (Star Game)

◆ Domination on Both Sides of the Ball

While the Navy defense has controlled the opposition on offense, the Midshipmen offense has rolled, recording three of the school's four-largest yardage differentials in school history this year. The Mids opened the year by out-gaining Frostburg State JV by 430 yards, 466-36, in a 47-8 win on Sept. 9. Against Princeton on Oct. 19, the Midshipmen produced a 490-yard difference in offense, 550-60, in cruising to an 83-0 victory. Last week at Penn, Navy out-gained its hosts by 432 yards, 553-121, in a convincing 56-7 win.

Largest Total Offense Differential (Since 1996)

Pl.	Diff.	Navy	Opp.	Opponent (Date)
1.	664	704	40	vs. Princeton (Oct. 21, 2005)
2.	490	550	60	vs. Princeton (Oct. 19, 2007)
3.	432	553	121	at Penn (Oct. 26, 2007)
4.	430	466	36	at Frostburg State JV (Sept. 9, 2007)
5.	382	606	224	at Penn (Oct. 28, 2005)

◆ Stifling Defense

In their last 60 games, the Midshipmen defense has held the opposition to 20 or fewer points on 47 occasions, coming away victorious in 46 of those contests. Prior to a 16-10 setback in overtime last season at Cornell, the last time Navy lost a game in which its defense yielded less than 21 points came on Oct. 23, 1998, dropping a 17-14 decision to Penn.

◆ Thirty a Game Leaves Opponents at Bay

The Midshipmen have come away victorious in 43-straight games in which they score over 30 points. Navy has surpassed the 30-point mark in four of its five games this season and in 43 of its last-84 games.

◆ Team Scoring Streak

Navy has put points on the scoreboard in each of its last 116 games, scoring in double figures in 105 of those contests. The Midshipmen have not been shut out in a game since dropping a 12-0 decision at Princeton on Oct. 21, 1989.

◆ Game Decided by 14+ Points, Advantage Navy

Navy has won each of the last-31 games decided by 14 or more points, dating back to its 42-10 victory over Cornell on Oct. 14, 2001, in the Pride Bowl only 42 games ago.

◆ Five Years, Five Different Starting Quarterbacks

For the fifth-consecutive year, Navy has relied on a different starting quarterback. Despite the annual turnover at the position, the Midshipmen have gone 29-2 over that span, good for a .935 winning percentage. Of the previous four starting quarterbacks, three have earned all-league honors and one (Brian Nagle, 2004) was named the league MVP.

Navy Starting Quarterbacks Since 2003

Quarterback	Year	- PASSING -						- RUSHING -			
		Att.	Com.	Pct.	Yds.	TD	INT	Att.	Yds.	TD	Avg.
Chris Ashinhurst	2003	162	84	50.0	1255	10	8	89	57	2	0.6
Brian Nagle	2004	113	72	63.7	1246	10	4	14	50	0	3.6
James Olsen	2005	120	71	59.2	1164	15	3	49	39	1	0.8
Chris Marsh	2006	76	39	51.3	610	2	3	37	34	2	0.9
D.J. Green	2007	76	44	57.9	674	6	2	29	122	5	4.2

◆ Navy Beating Up on the Big Boys

Despite facing players sometimes double their weight, the Navy sprint football program owns a 21-1 record all-time against unrestricted-weight junior varsity football teams. In fact, the Midshipmen have won 10-straight games against those programs, winning by an average of 27.3 points during that span.

◆ The Last Time: Navy Rushing

Rushed 20-plus Times 22 by Richard Engel
at Penn (Oct. 26, 2007)

Rushed For Over 100 Yards 111 by Richard Engel
at Penn (Oct. 26, 2007)

Rushed For Three or More TD 3 by Richard Engel
vs. Princeton (Oct. 21, 2005)

◆ The Last Time: Navy Passing

Completed 20-Plus Passes 20 by James Olsen
at Penn (Oct. 28, 2005)

Passed For Over 300 Yards 318 by James Olsen
at Penn (Oct. 28, 2005)

Passed For Three or More TD 5 by James Olsen
at Penn (Oct. 28, 2005)

◆ The Last Time: Navy Receiving

Caught Five-Plus Passes 7 by Todd Barriger
at Frostburg State JV (Sept. 9, 2007)

Caught For Over 100 Yards 122 by Todd Barriger
at Frostburg State JV (Sept. 9, 2007)

Caught Two or More TD 2 by Todd Barriger
at Frostburg State JV (Sept. 9, 2007)

◆ The Last Time: Navy Team

Team Rushed over 300 Yards
370 at Penn (Oct. 26, 2007)

Team Rushed over 400 Yards
580 vs. Princeton (Oct. 21, 2005)

Team Rushed over 500 Yards
580 vs. Princeton (Oct. 21, 2005)

Team Passed Over 300 Yards
361 at Penn (Oct. 28, 2005)

Team Offense Over 500 Yards
553 at Penn (Oct. 26, 2007)

Team Offense Over 600 Yards
606 at Penn (Oct. 28, 2005)

Shut Out Opponent at Home
vs. Princeton, 83-0 (Oct. 19, 2007)

Shut Out Opponent on the Road
at Princeton, 58-0 (Oct. 20, 2006)

Was Shut Out at Home
vs. Army, 41-0 (Nov. 3, 1972)

Was Shut Out on the Road
at Princeton, 12-0 (Oct. 21, 1989)

Played an Overtime Game
at Cornell, L, 16-10 (Oct. 6, 2006)

◆ The Last Time: Navy Defense

Opp. Rushed Less Than 50 Yards
31 by Penn (Oct. 26, 2007)

Opp. Rushed For Over 200 Yards
210 by Army (Oct. 2, 2005)


Opp. Passed Less Than 50 Yards
43 by Princeton (Oct. 19, 2007)


Opp. Passed For Over 200 Yards
268 by Army (Sept. 22, 2007)

Opp. Team Offense Less Than 100 Yards
60 by Princeton (Oct. 19, 2007)


Opp. Team Offense Over 500 Yards
561 by Penn (Nov. 7, 1999)

Game 6 - at Army (Star Game)

	Game 1 - Frostburg, Md. - Sept. 9, 2007				
	Navy	47			
	Frostburg State JV	8			
◆ Score by Quarters					
	<u>1</u>	<u>2</u>	<u>3</u>	<u>4</u>	<u>Final</u>
Navy	6	28	7	6	47
Frostburg State JV	8	0	0	0	8
◆ Scoring Summary					
1st	10:45	Navy	Engel 8-yd. run (Reifenberg kick failed)	4-65, 1:33	
1st	2:36	FSU	Daly 74-yd. INT return (Brosnan pass)	---	
2nd	14:59	Navy	Green 1-yd. run (Reifenberg kick)	8-60, 2:37	
2nd	9:44	Navy	Green 5-yd. run (Reifenberg kick)	7-36, 3:02	
2nd	3:46	Navy	Engel 1-yd. run (Reifenberg kick)	9-61, 3:38	
2nd	1:19	Navy	Green 8-yd. pass to Barriger (Reifenberg kick)	3-14, 0:45	
3rd	11:26	Navy	Green 13-yd. pass to Barriger (Reifenberg kick)	9-61, 3:34	
4th	12:21	Navy	Reifenberg 45-yd. field goal	10-43, 5:25	
4th	6:13	Navy	Reifenberg 36-yd. field goal	4-(-1), 1:24	
◆ Team Statistics					
<u>Category</u>	<u>Navy</u>	<u>Frostburg State JV</u>			
First Downs	24	3			
Rushes-Yards	47-184	32-(-34)			
Passing Yards	282	70			
Passing Att.-Com.-INT	32-18-1	15-7-1			
Plays-Yards	79-466	47-36			
Fumble Returns-Yards	0-0	1-10			
Punt Returns-Yards	0-0	0-0			
Kickoff Returns-Yards	2-20	9-124			
Interception Returns-Yards	1-37	1-74			
Punts-Average	2-19.0	4-30.0			
Fumbles-Lost	1-1	1-1			
Penalties-Yards	14-115	8-70			
Time of Possession	35:43	24:17			
3rd Down Conversions	9-16	0-11			
4th Down Conversions	1-1	0-6			
Red Zone Efficiency	7-9	0-0			
Sacks-Yards	3-28	0-0			
◆ Individual Statistics					
RUSHING (No.-Yds.)					
Harris (14-66), Green (9-37), Engel (9-34), Benson (5-29), Stewart (3-10), Hay (1-4), Meidus (3-4), Mitchelson (1-1), Newhouse (1-0), DeWitt (1-(-1))					
PASSING (Com.-Att.-Yds.-Int.)					
Green (14-20-225-1), DeWitt (2-7-34-0), Mitchelson (2-4-23-0), Terronez (0-1-0-0)					
RECEIVING (No.-Yds.)					
Barriger (7-122), Tellson (3-47), Cash (2-30), Bagby (2-27), Catrini (1-22), Melonas (1-18), Motoyama (1-11), Benson (1-5)					
TOP-FIVE TACKLERS (UA-A-T)					
Segler (3-5-8), Persinger (3-2-5), Smith (3-2-5), Nabozna (3-1-4), Brashear (2-2-4), Landis (2-2-4)					

	Game 2 - Saratoga Springs, N.Y. - Sept. 22, 2007				
	Army	17			
	Navy	30			
◆ Score by Quarters					
	<u>1</u>	<u>2</u>	<u>3</u>	<u>4</u>	<u>Final</u>
Army	14	3	0	0	17
Navy	0	17	0	13	30
◆ Scoring Summary					
1st	3:58	Army	Phillips 16-yd. pass from Miner (Carnes kick)	3-99, 1:13	
1st	0:41	Army	Miner 8-yd. run (Carnes kick)	3-47, 1:10	
2nd	10:23	Navy	Reifenberg 35-yd. field goal	7-11, 1:56	
2nd	8:21	Navy	Bagby 20-yd. pass from DeWitt (Reifenberg kick)	5-27, 2:02	
2nd	4:00	Navy	DeWitt 1-yd. run (Reifenberg kick)	9-35, 3:17	
2nd	0:18	Army	Hebert 20-yd. field goal	15-78, 3:42	
4th	14:43	Navy	Harris 47-yd. run (Reifenberg kick)	8-78, 2:16	
4th	10:37	Navy	Reifenberg 32-yd. field goal	9-22, 3:21	
4th	0:44	Navy	Reifenberg 27-yd. field goal	11-40, 6:27	
◆ Team Statistics					
<u>Category</u>	<u>Army</u>	<u>Navy</u>			
First Downs	15	23			
Rushes-Yards	18-64	68-313			
Passing Yards	268	104			
Passing Att.-Com.-INT	42-20-4	22-6-1			
Plays-Yards	60-332	90-417			
Fumble Returns-Yards	0-0	0-0			
Punt Returns-Yards	2-6	2-15			
Kickoff Returns-Yards	7-47	3-52			
Interception Returns-Yards	1-0	4-21			
Punts-Average	4-33.0	4-30.5			
Fumbles-Lost	3-2	2-1			
Penalties-Yards	12-95	7-63			
Time of Possession	21:29	38:31			
3rd Down Conversions	3-11	7-21			
4th Down Conversions	1-2	4-6			
Red Zone Efficiency	3-3	5-5			
Sacks-Yards	0-0	1-6			
◆ Individual Statistics					
RUSHING (No.-Yds.)					
Harris (24-160), Engel (21-90), Stewart (7-41), DeWitt (13-18), Benson (2-4), Tellson (1-0)					
PASSING (Com.-Att.-Yds.-Int.)					
DeWitt (6-22-104-1)					
RECEIVING (No.-Yds.)					
Tellson (2-44), Motoyama (1-23), Bagby (1-20), Barriger (1-12), Engel (1-5)					
TOP-FIVE TACKLERS (UA-A-T)					
Smith (5-5-10), Hawkins (3-6-9), Combellick (2-6-8), Tate (3-3-6), Wright (2-1-3), Persinger (1-2-3), Nabozna (0-3-3)					

Game 6 - at Army (Star Game)

	Game 3 - Union, N.J. - Oct 7, 2007	
	Cornell	14
	Navy	35

◆ **Score by Quarters**

	1	2	3	4	Final
Cornell	0	0	0	14	14
Navy	7	7	14	7	35

◆ **Scoring Summary**

1st	1:22	Navy	Engel 65-yd. run (Reifenberg kick)	2-65, 0:18
2nd	8:23	Navy	Stewart 55-yd. run (Reifenberg kick)	3-70, 0:49
3rd	11:33	Navy	Green 1-yd. run (Reifenberg kick)	10-62, 3:27
3rd	9:06	Navy	Green 59-yd. pass to Bagby (Reifenberg kick)	3-80, 1:09
4th	14:17	Navy	Benson 22-yd. run (Reifenberg kick)	6-55, 2:25
4th	10:35	Cor	Stoller 2-yd. run (Ottinger kick)	9-65, 3:42
4th	3:48	Cor	Corey 7-yd. pass to Stoller (Ottinger kick)	11-57, 5:38

◆ **Team Statistics**

Category	Cornell	Navy
First Downs	13	17
Rushes-Yards	44-105	40-280
Passing Yards	134	190
Passing Att.-Com.-INT	32-16-1	26-13-0
Plays-Yards	76-239	66-470
Fumble Returns-Yards	0-0	0-0
Punt Returns-Yards	2-8	4-19
Kickoff Returns-Yards	5-77	3-58
Interception Returns-Yards	0-0	1-0
Punts-Average	10-35.6	6-33.2
Fumbles-Lost	2-0	1-1
Penalties-Yards	8-61	8-60
Time of Possession	32:51	27:09
3rd Down Conversions	8-22	5-14
4th Down Conversions	2-3	1-1
Red Zone Efficiency	2-2	1-3
Sacks-Yards	1-8	0-0

◆ **Individual Statistics**

RUSHING (No.-Yds.)

Stewart (9-96), Engel (8-67), Harris (8-50), Benson (2-25), Green (6-16), Phillips (1-14), Meidus (3-8), Terronez (1-3), McLaughlin (1-2), Newhouse (1-(-1))

PASSING (Com.-Att.-Yds.-Int.)


Green (12-22-185-0), Terronez (1-2-5-0), Mitchelson (0-2-0-0)

RECEIVING (No.-Yds.)

Barriger (4-56), Tellson (3-25), Bagby (2-70), Cash (2-23), Motoyama (1-11), McLaughlin (1-5)

TOP-FIVE TACKLERS (UA-A-T)

Hawkins (9-8-17), Persinger (5-4-9), Nolan (3-4-7), Combellick (3-4-7), Armour (5-0-5), Smith (1-4-5)

	Game 4 - Annapolis, Md. - Oct. 19, 2007	
	Princeton	0
	Navy	83

◆ **Score by Quarters**

	1	2	3	4	Final
Princeton	0	0	0	0	0
Navy	28	17	35	3	83

◆ **Scoring Summary**

1st	12:35	Navy	Engel 62-yd. run (Reifenberg kick)	1-62, 0:12
1st	6:07	Navy	Harris 1-yd. run (Reifenberg kick)	7-60, 2:37
1st	4:04	Navy	Barriger 10-yd. run (Reifenberg kick)	4-20, 0:20
1st	1:46	Navy	Green 37-yd. pass to Tellson (Reifenberg kick)	3-54, 1-07
2nd	14:20	Navy	DeWitt 13-yd. pass to Barriger (Reifenberg kick)	3-26, 0:44
2nd	9:49	Navy	Reifenberg 28-yd. field goal	5-35, 2:04
2nd	0:10	Navy	DeWitt 26-yd. pass to Cash (Reifenberg kick)	3-30, 0:58
3rd	12:57	Navy	DeWitt 12-yd. run (Reifenberg kick)	5-39, 2:03
3rd	11:10	Navy	Hayes 15-yd. INT return (Reifenberg kick)	
3rd	5:38	Navy	Meidus 2-yd. run (Reifenberg kick)	5-18, 2:32
3rd	3:38	Navy	Benson 53-yd. run (Reifenberg kick)	1-53, 0:10
3rd	0:09	Navy	Hall 3-yd. run (Reifenberg kick)	3-33, 1:33
4th	0:27	Navy	Reifenberg 27-yd. field goal	9-51, 6:11

◆ **Team Statistics**

Category	Princeton	Navy
First Downs	4	21
Rushes-Yards	35-17	43-373
Passing Yards	43	177
Passing Att.-Com.-INT	20-4-3	14-8-0
Plays-Yards	55-60	57-550
Fumble Returns-Yards	0-0	0-0
Punt Returns-Yards	0-0	3-34
Kickoff Returns-Yards	14-188	0-0
Interception Returns-Yards	0-0	3-17
Punts-Average	9-24.1	2-17.0
Fumbles-Lost	1-0	1-0
Penalties-Yards	6-27	4-45
Time of Possession	32:56	27:04
3rd Down Conversions	1-15	4-8
4th Down Conversions	1-4	0-0
Red Zone Efficiency	0-0	8-8
Sacks-Yards	1-12	5-33

◆ **Individual Statistics**

RUSHING (No.-Yds.)

Benson (6-101), Engel (3-81), Stewart (5-38), Capansky (5-34), Hall (2-27), Meidus (5-25), Baird (2-15), Smith (1-11), McLaughlin (2-11), Barriger (1-10), Harris (2-10), Choros (1-9), Newhouse (1-8), Mitchelson (1-3), Terronez (1-1), Green (1-1), Team (1-(-3)), DeWitt (3-(-9))

PASSING (Com.-Att.-Yds.-Int.)

Green (4-7-86-0), DeWitt (4-7-91-0)


RECEIVING (No.-Yds.)

Kaetter-Henry (1-42), Tellson (1-37), Motoyama (1-30), Cash (1-26), Barriger (1-13), Bagby (1-10), Mitchelson (1-10), Newhouse (1-9)

TOP-FIVE TACKLERS (UA-A-T)

Hawkins (5-3-8), Feipel (1-5-6), Nabozna (4-1-5), Landis (2-3-5), Choros (3-1-4), Dodd (2-2-4), Odom (2-2-4), Brashear (2-2-4)

Game 6 - at Army (Star Game)

	Game 5 - Philadelphia, Pa. - Oct. 26, 2007				
	Navy				56
	Penn				7
◆ Score by Quarters					
	<u>1</u>	<u>2</u>	<u>3</u>	<u>4</u>	<u>Final</u>
Navy	0	21	7	28	56
Penn	0	7	0	0	7
◆ Scoring Summary					
2nd	13:57	Navy	Green 18-yd. pass to Bettinelli (Reifenberg kick)	3-26, 0:51	
2nd	6:34	Navy	Engel 4-yd. run (Reifenberg kick)	12-67, 4:45	
2nd	1:26	Navy	Green 29-yd. pass to Motoyama (Reifenberg kick)	8-71, 3:17	
2nd	0:14	Penn	D'Angelo 8-yd. run (Dziemanow kick)	1-8, 0:10	
3rd	6:39	Navy	Green 1-yd. run (Reifenberg kick)	13-58, 6:33	
4th	12:07	Navy	Harris 38-yd. run (Reifenberg kick)	6-55, 2:40	
4th	9:02	Navy	Stewart 54-yd. run (Reifenberg kick)	7-61, 2:48	
4th	5:51	Navy	Green 1-yd. run (Reifenberg kick)	7-33, 2:34	
4th	3:28	Navy	Benson 33-yd. run (Reifenberg kick)	3-40, 1:43	
◆ Team Statistics					
<u>Category</u>	<u>Navy</u>	<u>Penn</u>			
First Downs	26	9			
Rushes-Yards	57-370	30-31			
Passing Yards	183	90			
Passing Att.-Com.-INT	28-15-1	22-7-3			
Plays-Yards	85-553	52-121			
Fumble Returns-Yards	0-0	0-0			
Punt Returns-Yards	6-73	0-0			
Kickoff Returns-Yards	2-39	8-102			
Interception Returns-Yards	3-44	1-0			
Punts-Average	1-26.0	7-39.0			
Fumbles-Lost	3-2	1-1			
Penalties-Yards	7-52	4-25			
Time of Possession	36:06	23:54			
3rd Down Conversions	12-17	1-11			
4th Down Conversions	3-3	0-2			
Red Zone Efficiency	4-6	1-1			
Sacks-Yards	3-28	0-0			
◆ Individual Statistics					
RUSHING (No.-Yds.)					
Engel (22-111), Harris (11-76), Green (13-68), Stewart (4-63), Benson (3-53), Phillips (1-7), Meidus (1-2), DeWitt (1-(-3)), Tellson (1-(-7))					
PASSING (Com.-Att.-Yds.-Int.)					
Green (14-27-178-1), DeWitt (1-1-5-0)					
RECEIVING (No.-Yds.)					
Barriger (4-60), Tellson (3-19), Motoyama (2-38), Bagby (2-13), Harris (1-22), Bettinelli (1-18), Melonas (1-8), Baird (1-5)					
TOP-FIVE TACKLERS (UA-A-T)					
Hawkins (4-2-6), Nabozna (3-3-6), Combellick (3-3-6), Hayhurst (4-1-5), Hall (4-1-5), Brashear (2-3-5)					

Game 6 - at Army (Star Game)

◆ Offensive Individual Career Highs

#2 David Reifenberg

Points Scored	17, vs. Princeton (10/19/07)
XPs Made	11, vs. Princeton (10/19/07)
XPs Attempted	11, vs. Princeton (10/19/07)
FGs Made	3, vs. Army (9/22/07)
FGs Attempted	4, vs. Army (9/22/07)
Longest FG Made	45, at Frostburg State JV (9/9/07)

#3 Stephen Phillips

Rushes	1, two times (last: at Penn; 10/26/07)
Rushing Yards	14, vs. Cornell (10/7/07)
Longest Run	14, vs. Cornell (10/7/07)
Rushing TDs	0
Points Scored	7, at Princeton (10/20/06)
XPs Made	7, at Princeton (10/20/06)
XPs Attempted	7, at Princeton (10/20/06)
FGs Made	0
FGs Attempted	1, two times (last: vs. Army; 11/3/06)
Longest FG Made	0
Punts	4, two times (last: vs. Cornell; 10/7/07)
Yards	135, vs. Cornell (10/7/07)
Average	33.8, vs. Cornell (10/7/07)
Long	41, vs. Cornell (10/7/07)
Inside-20	1, vs. Cornell (10/7/07)

#5 Tyler Terronez

Pass Attempts	2, vs. Cornell (10/7/07)
Pass Completions	1, vs. Cornell (10/7/07)
Passing Yards	5, vs. Cornell (10/7/07)
Longest Pass	5, vs. Cornell (10/7/07)
Passing TDs	0
INTs Thrown	0
Rushes	1, two times (last: vs. Princeton; 10/19/07)
Rushing Yards	3, vs. Cornell (10/7/07)
Longest Run	3, vs. Cornell (10/7/07)
Rushing TDs	0

#7 Steve Benson

Rushes	7, at Princeton (10/20/06)
Rushing Yards	101, vs. Princeton (10/19/07)
Longest Run	53, vs. Princeton (10/19/07)
Rushing TDs	1, four times (last: at Penn; 10/26/07)
Receptions	1, at Frostburg State JV (9/9/07)
Receiving Yards	5, at Frostburg State JV (9/9/07)
Longest Catch	5, at Frostburg State JV (9/9/07)
Receiving TDs	0

#8 Matthew Mitchelson

Pass Attempts	4, at Frostburg State JV (9/9/07)
Pass Completions	2, at Frostburg State JV (9/9/07)
Passing Yards	23, at Frostburg State JV (9/9/07)
Longest Pass	18, at Frostburg State JV (9/9/07)
Passing TDs	0
INTs Thrown	0
Rushes	1, three times (last: vs. Princeton; 10/19/07)
Rushing Yards	3, vs. Princeton (10/19/07)
Longest Run	3, vs. Princeton (10/19/07)
Rushing TDs	0
Receptions	1, two times (last: vs. Princeton; 10/19/07)
Receiving Yards	23, at Princeton (10/20/06)
Longest Catch	23, at Princeton (10/20/06)
Receiving TDs	1, at Princeton (10/20/06)

#10 Todd Barriger

Receptions	7, at Frostburg State JV (9/9/07)
------------	-----------------------------------

Receiving Yards	122, at Frostburg State JV (9/9/07)
Longest Catch	52, at Princeton (10/20/06)
Receiving TDs	2, at Frostburg State JV (9/9/07)

#13 D.J. Green

Pass Attempts	27, at Penn (10/26/07)
Pass Completions	14, two times (last: at Penn; 10/26/07)
Passing Yards	225, at Frostburg State JV (9/9/07)
Longest Pass	59, vs. Cornell (10/7/07)
Passing TDs	2, two times (last: at Penn; 10/26/07)
INTs Thrown	1, three times (last: at Penn; 10/26/07)
Rushes	13, at Penn (10/26/07)
Rushing Yards	68, at Penn (10/26/07)
Longest Run	19, at Penn (10/26/07)
Rushing TDs	2, two times (last: at Penn; 10/26/07)

#14 Jon DeWitt

Pass Attempts	22, vs. Army (9/22/07)
Pass Completions	6, vs. Army (9/22/07)
Passing Yards	104, vs. Army (9/22/07)
Longest Pass	42, vs. Princeton (10/19/07)
Passing TDs	2, vs. Princeton (10/19/07)
INTs Thrown	1, vs. Army (9/22/07)
Rushes	13, vs. Army (9/22/07)
Rushing Yards	18, vs. Army (9/22/07)
Longest Run	12, vs. Princeton (10/19/07)
Rushing TDs	1, two times (last: vs. Princeton; 10/19/07)

#17 Jason Feipel

Punts	1, at Frostburg State JV (9/9/07)
Yards	35, at Frostburg State JV (9/9/07)
Average	35.0, at Frostburg State JV (9/9/07)
Long	35, at Frostburg State JV (9/9/07)
Inside-20	0

#20 Enrique Harris

Rushes	24, vs. Army (9/22/07)
Rushing Yards	160, vs. Army (9/22/07)
Longest Run	48, vs. Princeton (10/21/05)
Rushing TDs	2, vs. Princeton (10/21/05)
Receptions	1, three times (last: at Penn; 10/26/07)
Receiving Yards	22, at Penn (10/26/07)
Longest Catch	22, at Penn (10/26/07)
Receiving TDs	0

#21 Nate Stewart

Rushes	9, vs. Cornell (10/7/07)
Rushing Yards	96, vs. Cornell (10/7/07)
Longest Run	55, vs. Cornell (10/7/07)
Rushing TDs	1, two times (last: at Penn; 10/26/07)

#24 Mike McLaughlin

Rushes	2, vs. Princeton (10/19/07)
Rushing Yards	11, vs. Princeton (10/19/07)
Longest Run	7, vs. Princeton (10/19/07)
Rushing TDs	0
Receptions	1, vs. Cornell (10/7/07)
Receiving Yards	5, vs. Cornell (10/7/07)
Longest Catch	5, vs. Cornell (10/7/07)
Receiving TDs	0

#28 Zach Newhouse

Rushes	1, three times (last: vs. Princeton; 10/19/07)
Rushing Yards	8, vs. Princeton (10/19/07)
Longest Run	8, vs. Princeton (10/19/07)
Rushing TDs	0
Receptions	1, vs. Princeton (10/19/07)
Receiving Yards	9, vs. Princeton (10/19/07)
Longest Catch	9, vs. Princeton (10/19/07)

Game 6 - at Army (Star Game)

Receiving TDs	0
#32 Tony Choros	
Rushes	1, vs. Princeton (10/19/07)
Rushing Yards	9, vs. Princeton (10/19/07)
Longest Run	9, vs. Princeton (10/19/07)
Rushing TDs	0
#34 Richard Engel	
Rushes	34, vs. Army (11/3/06)
Rushing Yards	169, vs. Penn (10/27/06)
Longest Run	65, vs. Cornell (10/7/07)
Rushing TDs	3, vs. Princeton (10/21/05)
Receptions	4, at Army (11/4/05)
Receiving Yards	5, vs. Army (9/22/07)
Longest Catch	5, vs. Army (9/22/07)
Receiving TDs	0
#41 Gaetano Bettinelli	
Receptions	1, at Penn (10/26/07)
Receiving Yards	18, at Penn (10/26/07)
Longest Catch	18, at Penn (10/26/07)
Receiving TDs	1, at Penn (10/26/07)
#42 Alfonso Meidus	
Rushes	17, at Princeton (10/20/06)
Rushing Yards	94, vs. Princeton (10/21/05)
Longest Run	32, vs. Princeton (10/21/05)
Rushing TDs	2, vs. Princeton (10/21/05)
#43 Cartwright Hall	
Rushes	2, vs. Princeton (10/19/07)
Rushing Yards	27, vs. Princeton (10/19/07)
Longest Run	24, vs. Princeton (10/19/07)
Rushing TDs	1, vs. Princeton (10/19/07)
#48 Galen Landis	
Punts	2, vs. Cornell (10/7/07)
Yards	64, vs. Cornell (10/7/07)
Average	32.0, vs. Cornell (10/7/07)
Long	36, vs. Cornell (10/7/07)
Inside-20	0
#49 David Baird	
Rushes	2, vs. Princeton (10/19/07)
Rushing Yards	15, vs. Princeton (10/19/07)
Longest Run	9, vs. Princeton (10/19/07)
Rushing TDs	0
Receptions	1, at Penn (10/26/07)
Receiving Yards	5, at Penn (10/26/07)
Longest Catch	5, at Penn (10/26/07)
Receiving TDs	0
#56 Brian Smith	
Rushes	1, vs. Princeton (10/19/07)
Rushing Yards	11, vs. Princeton (10/19/07)
Longest Run	11, vs. Princeton (10/19/07)
Rushing TDs	0
#65 Mark Capansky	
Rushes	5, vs. Princeton (10/19/07)
Rushing Yards	34, vs. Princeton (10/19/07)
Longest Run	13, vs. Princeton (10/19/07)
Rushing TDs	0
#80 Brad Cash	
Receptions	2, two times (last: vs. Cornell; 10/7/07)
Receiving Yards	30, at Frostburg State JV (9/9/07)
Longest Catch	26, vs. Princeton (10/19/07)
Receiving TDs	1, vs. Princeton (10/19/07)
#81 Tommy Telson	
Rushes	1, two times (last: at Penn; 10/26/07)

Rushing Yards	0, vs. Army (9/22/07)
Longest Run	0, vs. Army (9/22/07)
Rushing TDs	0
Receptions	5, vs. Army (9/24/06)
Receiving Yards	83, at Johns Hopkins JV (9/10/06)
Longest Catch	53, at Johns Hopkins JV (9/10/06)
Receiving TDs	1, three times (last: vs. Princeton; 10/19/07)
#82 Nash Bagby	
Receptions	2, four times (last: at Penn; 10/26/07)
Receiving Yards	70, vs. Cornell (10/7/07)
Longest Catch	59, vs. Cornell (10/7/07)
Receiving TDs	1, two times (last: vs. Cornell; 10/7/07)
Punts	5, at Cornell (10/6/06)
Yards	191, at Cornell (10/6/06)
Average	40.3, at Princeton (10/20/06)
Long	52, at Cornell (10/6/06)
Inside-20	2, at Princeton (10/20/06)
#83 Kaleb Kaetter-Henry	
Receptions	1, vs. Princeton (10/19/07)
Receiving Yards	42, vs. Princeton (10/19/07)
Longest Catch	42, vs. Princeton (10/19/07)
Receiving TDs	0
#85 Macedonius Melonas	
Receptions	1, two times (last: at Penn; 10/26/07)
Receiving Yards	18, at Frostburg State JV (9/9/07)
Longest Catch	18, at Frostburg State JV (9/9/07)
Receiving TDs	0
#87 JoJo Catrini	
Receptions	1, at Frostburg State JV (9/9/07)
Receiving Yards	22, at Frostburg State JV (9/9/07)
Longest Catch	22, at Frostburg State JV (9/9/07)
Receiving TDs	0
#88 Karl Motoyama	
Receptions	2, at Penn (10/26/07)
Receiving Yards	38, at Penn (10/26/07)
Longest Catch	30, vs. Princeton (10/19/07)
Receiving TDs	1, at Penn (10/26/07)

◆ Defensive Individual Career Highs

#2 David Reifenberg	
Tackles	2, at Frostburg State JV (9/9/07)
Tackles for Loss	0
Sacks	0
Interceptions	0
Pass Breakups	0
#3 Stephen Phillips	
Tackles	1, at Penn (10/26/07)
Tackles for Loss	0
Sacks	0
Interceptions	0
Pass Breakups	0
#4 Chris Davis	
Tackles	1, at Princeton (10/20/06)
Tackles for Loss	0
Sacks	0
Interceptions	0
Pass Breakups	0
#6 Mike Nolan	
Tackles	7, vs. Cornell (10/7/07)
Tackles for Loss	0.5, at Frostburg State JV (9/9/07)
Sacks	0

Game 6 - at Army (Star Game)

Interceptions	0
Pass Breakups	0
#9 Justin Nabozna	
Tackles	10, at Army (11/4/05)
Tackles for Loss	3.0, vs. Penn (10/27/06)
Sacks	2.5, vs. Princeton (10/19/07)
Interceptions	0
Pass Breakups	0
#15 Brad Erickson	
Tackles	3, vs. Princeton (10/19/07)
Tackles for Loss	0
Sacks	0
Interceptions	0
Pass Breakups	0
#17 Jason Feipel	
Tackles	6, vs. Princeton (10/19/07)
Tackles for Loss	1.0, at Frostburg State JV (9/9/07)
Sacks	0
Interceptions	2, vs. Army (9/22/07)
Pass Breakups	2, vs. Army (9/22/07)
#19 James Campbell	
Tackles	4, at Johns Hopkins JV (9/10/06)
Tackles for Loss	1.0, two times (last: at Penn; 10/28/05)
Sacks	0
Interceptions	1, six times (last: at Penn; 10/26/07)
Pass Breakups	2, two times (last: vs. Army; 9/24/06)
#22 Jared Tate	
Tackles	6, vs. Army (9/22/07)
Tackles for Loss	1.0, two times (last: vs. Princeton; 10/19/07)
Sacks	0
Interceptions	0
Pass Breakups	3, vs. Cornell (10/7/07)
#23 Hunter Armour	
Tackles	5, vs. Cornell (10/7/07)
Tackles for Loss	0
Sacks	0
Interceptions	1, two times (last: at Penn; 10/26/07)
Pass Breakups	1, three times (last: at Penn; 10/26/07)
#24 Mike McLaughlin	
Tackles	3, vs. Princeton (10/19/07)
Tackles for Loss	0.5, vs. Princeton (10/19/07)
Sacks	0
Interceptions	0
Pass Breakups	0
#25 Viet Vo	
Tackles	1, two times (last: at Penn; 10/26/07)
Tackles for Loss	0
Sacks	0
Interceptions	0
Pass Breakups	0
#27 Andrew Wright	
Tackles	8, at Johns Hopkins JV (9/10/06)
Tackles for Loss	0
Sacks	0
Interceptions	0
Pass Breakups	2, at Johns Hopkins JV (9/10/06)
#28 Zach Newhouse	
Tackles	1, vs. Princeton (10/19/07)
Tackles for Loss	0
Sacks	0
Interceptions	0
Pass Breakups	0

#29 Tyler Hawkins	
Tackles	17, vs. Cornell (10/7/07)
Tackles for Loss	2.0, at Cornell (10/6/06)
Sacks	1, at Cornell (10/6/06)
Interceptions	0
Pass Breakups	0
#32 Tony Choros	
Tackles	4, vs. Princeton (10/19/07)
Tackles for Loss	2.0, vs. Princeton (10/19/07)
Sacks	1.0, vs. Princeton (10/19/07)
Interceptions	0
Pass Breakups	0
#33 Nicholas Pretty	
Tackles	2, vs. Cornell (10/7/07)
Tackles for Loss	0
Sacks	0
Interceptions	1, vs. Princeton (10/19/07)
Pass Breakups	1, two times (last: at Frostburg State JV; 9/9/07)
#36 Chris Combellick	
Tackles	8, vs. Army (9/22/07)
Tackles for Loss	1.5, at Frostburg State JV (9/9/07)
Sacks	1.5, at Frostburg State JV (9/9/07)
Interceptions	1, two times (last: at Penn; 10/26/07)
Pass Breakups	0
#39 Justin Belmore	
Tackles	4, vs. Princeton (10/21/05)
Tackles for Loss	1.0, vs. Cornell (10/7/07)
Sacks	0
Interceptions	0
Pass Breakups	1, vs. Princeton (10/21/05)
#40 Kyle Hayhurst	
Tackles	5, at Penn (10/26/07)
Tackles for Loss	1.0, two times (last: at Penn; 10/26/07)
Sacks	1.0, at Penn (10/26/07)
Interceptions	0
Pass Breakups	1, at Princeton (10/20/06)
#42 Alfonso Meidus	
Tackles	1, vs. Princeton (10/19/07)
Tackles for Loss	0
Sacks	0
Interceptions	0
Pass Breakups	0
#43 Cartwright Hall	
Tackles	5, at Penn (10/26/07)
Tackles for Loss	0
Sacks	0
Interceptions	0
Pass Breakups	0
#44 Corey Hausman	
Tackles	6, at Princeton (10/20/06)
Tackles for Loss	0
Sacks	0
Interceptions	0
Pass Breakups	0
#45 Taylor Brashear	
Tackles	5, at Penn (10/26/07)
Tackles for Loss	2.0, at Penn (10/26/07)
Sacks	0.5, at Penn (10/26/07)
Interceptions	0
Pass Breakups	0
#48 Galen Landis	
Tackles	5, three times (last: vs. Princeton; 10/19/07)

Game 6 - at Army (Star Game)

Tackles for Loss	2.5, at Frostburg State JV (9/9/07)	Interceptions	1, vs. Princeton (10/19/07)
Sacks	1.5, at Frostburg State JV (9/9/07)	Pass Breakups	0
Interceptions	0		
Pass Breakups	1, two times (last: vs. Cornell; 10/7/07)		
#49 David Baird			
Tackles	1, two times (last: vs. Cornell; 10/7/07)		
Tackles for Loss	0		
Sacks	0		
Interceptions	0		
Pass Breakups	0		
#55 K.C. Middleton			
Tackles	2, vs. Cornell (10/7/07)		
Tackles for Loss	1.5, vs. Cornell (10/7/07)		
Sacks	0		
Interceptions	0		
Pass Breakups	0		
#56 Brian Smith			
Tackles	11, vs. Army (9/24/06)		
Tackles for Loss	2.0, two times (last: at Penn; 10/26/07)		
Sacks	1.0, two times (last: at Penn; 10/26/07)		
Interceptions	0		
Pass Breakups	1, at Johns Hopkins (9/10/06)		
#58 Daniel Stayton			
Tackles	3, at Frostburg State JV (9/9/07)		
Tackles for Loss	0.5, vs. Cornell (10/7/07)		
Sacks	0		
Interceptions	0		
Pass Breakups	0		
#59 Emery Persinger			
Tackles	9, vs. Cornell (10/7/07)		
Tackles for Loss	1.0, three times (last: vs. Cornell; 10/7/07)		
Sacks	0		
Interceptions	1, vs. Princeton (10/19/07)		
Pass Breakups	0		
#76 Luke Pye			
Tackles	2, vs. Cornell (10/7/07)		
Tackles for Loss	0		
Sacks	0		
Interceptions	0		
Pass Breakups	0		
#88 Karl Motoyama			
Tackles	1 at Penn (10/26/07)		
Tackles for Loss	0		
Sacks	0		
Interceptions	0		
Pass Breakups	0		
#95 Taylor Dodd			
Tackles	4, two times (last: vs. Princeton; 10/19/07)		
Tackles for Loss	0		
Sacks	0		
Interceptions	0		
Pass Breakups	0		
#98 Blake Moore			
Tackles	2, two times (last: vs. Princeton; 10/19/07)		
Tackles for Loss	1.0, vs. Army (9/22/07)		
Sacks	1, vs. Army (9/22/07)		
Interceptions	0		
Pass Breakups	0		
#99 Tom Hayes			
Tackles	1, two times (last: vs. Princeton; 10/19/07)		
Tackles for Loss	0		
Sacks	0		

The Automated ScoreBook
 Navy Overall Team Statistics (as of Oct 31, 2007)
 All games

TEAM STATISTICS	NAVY	OPP
SCORING.....	251	46
Points Per Game.....	50.2	9.2
FIRST DOWNS.....	111	44
Rushing.....	68	19
Passing.....	39	21
Penalty.....	4	4
RUSHING YARDAGE.....	1520	183
Yards gained rushing.....	1628	432
Yards lost rushing.....	108	249
Rushing Attempts.....	255	159
Average Per Rush.....	6.0	1.2
Average Per Game.....	304.0	36.6
TDs Rushing.....	23	3
PASSING YARDAGE.....	936	605
Att-Comp-Int.....	122-60-3	131-54-12
Average Per Pass.....	7.7	4.6
Average Per Catch.....	15.6	11.2
Average Per Game.....	187.2	121.0
TDs Passing.....	9	2
TOTAL OFFENSE.....	2456	788
Total Plays.....	377	290
Average Per Play.....	6.5	2.7
Average Per Game.....	491.2	157.6
KICK RETURNS: #-YARDS.....	10-169	43-538
PUNT RETURNS: #-YARDS.....	15-141	4-14
INT RETURNS: #-YARDS.....	12-119	3-74
KICK RETURN AVERAGE.....	16.9	12.5
PUNT RETURN AVERAGE.....	9.4	3.5
INT RETURN AVERAGE.....	9.9	24.7
FUMBLES-LOST.....	8-5	8-4
PENALTIES-YARDS.....	40-335	38-278
Average Per Game.....	67.0	55.6
PUNTS-YARDS.....	15-419	34-1098
Average Per Punt.....	27.9	32.3
Net punt average.....	25.7	27.6
TIME OF POSSESSION/GAME.....	32:55	27:05
3RD-DOWN CONVERSIONS.....	37/76	13/70
3rd-Down Pct.....	49%	19%
4TH-DOWN CONVERSIONS.....	9/11	4/17
4th-Down Pct.....	82%	24%
SACKS BY-YARDS.....	12-95	2-20
MISC YARDS.....	0	0
TOUCHDOWNS SCORED.....	33	6
FIELD GOALS-ATTEMPTS.....	7-12	1-1
ON-SIDE KICKS.....	0-0	0-1
RED-ZONE SCORES.....	25-31 81%	6-6 100%
RED-ZONE TOUCHDOWNS.....	19-31 61%	5-6 83%
PAT-ATTEMPTS.....	32-33 97%	5-5 100%
ATTENDANCE.....	830	282
Games/Avg Per Game.....	1/830	2/141
Neutral Site Games.....		2/3750

SCORE BY QUARTERS	1st	2nd	3rd	4th	Total
Navy.....	41	90	63	57	251
Opponents.....	22	10	0	14	46

The Automated ScoreBook
Navy Overall Individual Statistics (as of Oct 31, 2007)
All games

RUSHING	GP	Att	Gain	Loss	Net	Avg	TD	Long	Avg/G
Engel, Richard	5	63	403	20	383	6.1	5	65	76.6
Harris, Enrique	5	59	373	11	362	6.1	3	47	72.4
Stewart, Nate	5	28	254	6	248	8.9	2	55	49.6
Benson, Steve	5	18	212	0	212	11.8	3	53	42.4
Green, D.J.	4	29	138	16	122	4.2	5	19	30.5
Meidus, Alfonso	4	12	48	9	39	3.2	1	17	9.8
Capansky, Mark	3	5	34	0	34	6.8	0	13	11.3
Hall, Cartwright	5	2	27	0	27	13.5	1	24	5.4
Phillips, Stephen	4	2	21	0	21	10.5	0	14	5.2
Baird, David	5	2	15	0	15	7.5	0	9	3.0
McLaughlin, Mike	4	3	13	0	13	4.3	0	7	3.2
Smith, Brian	5	1	11	0	11	11.0	0	11	2.2
Barriger, Todd	5	1	10	0	10	10.0	1	10	2.0
Choros, Tony	5	1	9	0	9	9.0	0	9	1.8
Newhouse, Zach	4	3	8	1	7	2.3	0	8	1.8
DeWitt, Jon	4	18	40	35	5	0.3	2	12	1.2
Mitchelson, Matthew	5	2	4	0	4	2.0	0	3	0.8
Terronez, Tyler	3	2	4	0	4	2.0	0	3	1.3
Hay, N	1	1	4	0	4	4.0	0	4	4.0
TEAM	2	1	0	3	-3	-3.0	0	0	-1.5
Tellson, Tommy	5	2	0	7	-7	-3.5	0	0	-1.4
Total.....	5	255	1628	108	1520	6.0	23	65	304.0
Opponents.....	5	159	432	249	183	1.2	3	28	36.6

PASSING	GP	Effic	Cmp-Att-Int	Pct	Yds	TD	Lng	Avg/G
Green, D.J.	4	153.18	44-76-2	57.9	674	6	59	168.5
DeWitt, Jon	4	109.61	13-37-1	35.1	234	3	42	58.5
Mitchelson, Matthew	5	65.53	2-6-0	33.3	23	0	18	4.6
Terronez, Tyler	3	47.33	1-3-0	33.3	5	0	5	1.7
Total.....	5	133.05	60-122-3	49.2	936	9	59	187.2
Opponents.....	5	66.73	54-131-12	41.2	605	2	79	121.0

RECEIVING	GP	No.	Yds	Avg	TD	Long	Avg/G
Barriger, Todd	5	17	263	15.5	3	48	52.6
Tellson, Tommy	5	12	172	14.3	1	37	34.4
Bagby, Nash	5	8	140	17.5	2	59	28.0
Motoyama, Karl	5	6	113	18.8	1	30	22.6
Cash, Brad	5	5	79	15.8	1	26	15.8
Melonas, Macedonius	4	2	26	13.0	0	18	6.5
Kaetter-Henry, Kaleb	4	1	42	42.0	0	42	10.5
Catrini, JoJo	2	1	22	22.0	0	22	11.0
Harris, Enrique	5	1	22	22.0	0	22	4.4
Bettinelli, Gaetano	4	1	18	18.0	1	18	4.5
Mitchelson, Matthew	5	1	10	10.0	0	10	2.0
Newhouse, Zach	4	1	9	9.0	0	9	2.2
McLaughlin, Mike	4	1	5	5.0	0	5	1.2
Baird, David	5	1	5	5.0	0	5	1.0
Benson, Steve	5	1	5	5.0	0	5	1.0
Engel, Richard	5	1	5	5.0	0	5	1.0
Total.....	5	60	936	15.6	9	59	187.2
Opponents.....	5	54	605	11.2	2	79	121.0

PUNT RETURNS	No.	Yds	Avg	TD	Long
Campbell, James	11	100	9.1	0	27
Newhouse, Zach	4	41	10.2	0	17
Total.....	15	141	9.4	0	27
Opponents.....	4	14	3.5	0	4

INTERCEPTIONS	No.	Yds	Avg	TD	Long
Campbell, James	3	37	12.3	0	37
Combellick, Chris	2	0	0.0	0	0
Armour, Hunter	2	44	22.0	0	37
Feipel, Jason	2	21	10.5	0	11
Hayes, Tom	1	15	15.0	1	15
Pretty, Nicholas	1	0	0.0	0	0
Persinger, Emery	1	2	2.0	0	2
Total.....	12	119	9.9	1	37
Opponents.....	3	74	24.7	1	74

KICK RETURNS	No.	Yds	Avg	TD	Long
Campbell, James	4	63	15.8	0	22
Tellson, Tommy	3	58	19.3	0	23
Tate, Jarred	2	35	17.5	0	23
Harris, Enrique	1	13	13.0	0	13
Total.....	10	169	16.9	0	23
Opponents.....	43	538	12.5	0	42

FUMBLE RETURNS	No.	Yds	Avg	TD	Long
Total.....	0	0	0.0	0	0
Opponents.....	1	10	10.0	0	10

The Automated ScoreBook
Navy Overall Individual Statistics (as of Oct 31, 2007)
All games

SCORING	----- PATs -----								
	TD	FGs	Kick	Rush	Rcv	Pass	DXP	Saf	Points
Reifenberg, David	0	7-12	32-33	0-0	0	0-0	0	0	53
Green, D.J.	5	0-0	0-0	0-0	0	0-0	0	0	30
Engel, Richard	5	0-0	0-0	0-0	0	0-0	0	0	30
Barriger, Todd	4	0-0	0-0	0-0	0	0-0	0	0	24
Harris, Enrique	3	0-0	0-0	0-0	0	0-0	0	0	18
Benson, Steve	3	0-0	0-0	0-0	0	0-0	0	0	18
Stewart, Nate	2	0-0	0-0	0-0	0	0-0	0	0	12
DeWitt, Jon	2	0-0	0-0	0-0	0	0-0	0	0	12
Bagby, Nash	2	0-0	0-0	0-0	0	0-0	0	0	12
Bettinelli, Gaetano	1	0-0	0-0	0-0	0	0-0	0	0	6
Tellson, Tommy	1	0-0	0-0	0-0	0	0-0	0	0	6
Cash, Brad	1	0-0	0-0	0-0	0	0-0	0	0	6
Motoyama, Karl	1	0-0	0-0	0-0	0	0-0	0	0	6
Hayes, Tom	1	0-0	0-0	0-0	0	0-0	0	0	6
Hall, Cartwright	1	0-0	0-0	0-0	0	0-0	0	0	6
Meidus, Alfonso	1	0-0	0-0	0-0	0	0-0	0	0	6
Total.....	33	7-12	32-33	0-0	0	0-0	0	0	251
Opponents.....	6	1-1	5-5	0-0	1	1-1	0	0	46

TOTAL OFFENSE	G	Plays	Rush	Pass	Total	Avg/G
Engel, Richard	5	63	383	0	383	76.6
Harris, Enrique	5	59	362	0	362	72.4
Stewart, Nate	5	28	248	0	248	49.6
DeWitt, Jon	4	55	5	234	239	59.8
Benson, Steve	5	18	212	0	212	42.4
Meidus, Alfonso	4	12	39	0	39	9.8
Capansky, Mark	3	5	34	0	34	11.3
Hall, Cartwright	5	2	27	0	27	5.4
Mitchelson, Matthew	5	8	4	23	27	5.4
Phillips, Stephen	4	2	21	0	21	5.2
Baird, David	5	2	15	0	15	3.0
McLaughlin, Mike	4	3	13	0	13	3.2
Smith, Brian	5	1	11	0	11	2.2
Barriger, Todd	5	1	10	0	10	2.0
Terronez, Tyler	3	5	4	5	9	3.0
Choros, Tony	5	1	9	0	9	1.8
Newhouse, Zach	4	3	7	0	7	1.8
Hay, N	1	1	4	0	4	4.0
TEAM	2	1	-3	0	-3	-1.5
Tellson, Tommy	5	2	-7	0	-7	-1.4
Total.....	5	377	1520	936	2456	491.2
Opponents.....	5	290	183	605	788	157.6

FIELD GOALS	FGM-FGA	Pct	01-19	20-29	30-39	40-49	50-99	Lg	Blk
Reifenberg, D	7-12	58.3	0-0	3-3	3-6	1-2	0-1	45	0

FG SEQUENCE	Navy	OPPONENTS
Frostburg State JV	33,(45),(36)	-
Army	(35),52,(32),(27)	(20)
Cornell	33,40	-
Princeton	(28),(27)	-
Penn	35	-

Numbers in (parentheses) indicate field goal was made.

PUNTING	No.	Yds	Avg	Long	TB	FC	I20	Blkd
Phillips, Stephen	11	317	28.8	41	0	0	2	0
Landis, Galen	2	64	32.0	36	0	1	0	0
Bagby, Nash	1	3	3.0	3	0	0	0	0
Feipel, Jason	1	35	35.0	35	1	0	0	0
Total.....	15	419	27.9	41	1	1	2	0
Opponents.....	34	1098	32.3	51	1	2	2	0

KICKOFFS	No.	Yds	Avg	TB	OB	Retn	Net	YdLn
Phillips, Stephen	27	1410	52.2	0	1			
Reifenberg, David	18	854	47.4	0	0			
Total.....	45	2264	50.3	0	1	538	38.4	31
Opponents.....	11	574	52.2	1	0	169	35.0	35

The Automated ScoreBook
Navy Overall Individual Statistics (as of Oct 31, 2007)
All games

ALL PURPOSE	G	Rush	Rec	PR	KOR	IR	Tot	Avg/G
Harris, Enrique	5	362	22	0	13	0	397	79.4
Engel, Richard	5	383	5	0	0	0	388	77.6
Barriger, Todd	5	10	263	0	0	0	273	54.6
Stewart, Nate	5	248	0	0	0	0	248	49.6
Tellson, Tommy	5	-7	172	0	58	0	223	44.6
Benson, Steve	5	212	5	0	0	0	217	43.4
Campbell, James	5	0	0	100	63	37	200	40.0
Bagby, Nash	5	0	140	0	0	0	140	28.0
Green, D.J.	4	122	0	0	0	0	122	30.5
Motoyama, Karl	5	0	113	0	0	0	113	22.6
Cash, Brad	5	0	79	0	0	0	79	15.8
Newhouse, Zach	4	7	9	41	0	0	57	14.2
Armour, Hunter	5	0	0	0	0	44	44	8.8
Kaetter-Henry, Kaleb	4	0	42	0	0	0	42	10.5
Meidus, Alfonso	4	39	0	0	0	0	39	9.8
Tate, Jarred	5	0	0	0	35	0	35	7.0
Capansky, Mark	3	34	0	0	0	0	34	11.3
Hall, Cartwright	5	27	0	0	0	0	27	5.4
Melonas, Macedonius	4	0	26	0	0	0	26	6.5
Catrini, JoJo	2	0	22	0	0	0	22	11.0
Feipel, Jason	5	0	0	0	0	21	21	4.2
Phillips, Stephen	4	21	0	0	0	0	21	5.2
Baird, David	5	15	5	0	0	0	20	4.0
McLaughlin, Mike	4	13	5	0	0	0	18	4.5
Bettinelli, Gaetano	4	0	18	0	0	0	18	4.5
Hayes, Tom	5	0	0	0	0	15	15	3.0
Mitchelson, Matthew	5	4	10	0	0	0	14	2.8
Smith, Brian	5	11	0	0	0	0	11	2.2
Choros, Tony	5	9	0	0	0	0	9	1.8
DeWitt, Jon	4	5	0	0	0	0	5	1.2
Hay, N	1	4	0	0	0	0	4	4.0
Terronez, Tyler	3	4	0	0	0	0	4	1.3
Persinger, Emery	5	0	0	0	0	2	2	0.4
TEAM	2	-3	0	0	0	0	-3	-1.5
Total.....	5	1520	936	141	169	119	2885	577.0
Opponents.....	5	183	605	14	538	74	1414	282.8

The Automated ScoreBook
 Navy Overall Defensive Statistics (as of Oct 31, 2007)
 All games

DEFENSIVE LEADERS	-----Tackles-----				TFL/Yds	-Sacks-	---Pass Def---			-Fumbles-	Blkd	
	GP	Solo	Ast	Total			No-Yds	Int-Yds	BrUp		QBH	Rcv-Yds
29 Hawkins, Tyler	4	21	19	40	2.5-4
56 Smith, Brian	5	15	11	26	3.5-14	1.0-9
36 Combellick, Chris	5	10	14	24	3.5-21	1.5-15	2-0
9 Nabozna, Justin	5	10	12	22	6.0-30	3.0-25	.	1
59 Persinger, Emery	5	10	10	20	3.0-4	.	1-2	.	.	.	1	.
45 Brashear, Taylor	5	8	11	19	4.0-30	0.5-4	1	.
48 Landis, Galen	5	5	9	14	4.5-25	2.0-15	.	2	.	1-0	.	.
17 Feipel, Jason	5	4	8	12	1.5-17	.	2-21	3
95 Dodd, Taylor	4	5	7	12
40 Hayhurst, Kyle	5	8	2	10	1.5-11	1.0-10	.	.	.	2-0	.	.
22 Tate, Jarred	5	7	3	10	2.0-9	.	.	3
43 Hall, Cartwright	5	7	3	10
6 Nolan, Mike	5	4	5	9	0.5-0
47 Segler, A	2	3	5	8	0.5-1
23 Armour, Hunter	5	6	1	7	.	.	2-44	3	.	1-0	.	.
27 Wright, Andrew	5	3	3	6	.	.	.	1
44 Hausman, Corey	4	1	5	6
19 Campbell, James	5	2	4	6	.	.	3-37	2
58 Stayton, Daniel	3	.	5	5	0.5-1
32 Choros, Tony	5	3	2	5	2.0-15	1.0-10
15 Erickson, Brad	4	3	2	5
98 Moore, Blake	5	3	2	5	1.5-7	1.0-6
96 Odom, Kellen	4	2	2	4	1.0-1	1.0-1
39 Belmore, Justin	5	4	.	4	1.0-5
33 Pretty, Nicholas	5	1	3	4	.	.	1-0	1
55 Middleton, K.C.	4	1	2	3	1.5-4
76 Pye, Luke	5	2	1	3
24 McLaughlin, Mike	4	1	2	3	0.5-1
28 Newhouse, Zach	4	1	2	3
49 Baird, David	5	.	2	2
99 Hayes, Tom	5	2	.	2	.	.	1-15
25 Vo, Viet	3	1	1	2
2 Reifenberg, David	5	2	.	2
88 Motoyama, Karl	5	1	.	1
3 Phillips, Stephen	4	1	.	1
42 Meidus, Alfonso	4	1	.	1
16 Canny, T	2	1	.	1	1.0-24	.	.	1
TM TEAM	2	1	.	1
Total.....	5	160	158	318	42-224	12-95	12-119	17	.	4-0	2	.
Opponents.....	5	-	-	-	-	2-20	3-74	15	.	5-10	5	.

The Automated ScoreBook
Navy Team Game-by-Game (as of Oct 31, 2007)
All games

TEAM STATISTICS

Date	Opponent	---RUSHING---				--RECEIVING--				-----PASSING-----				--KICK RET--				--PUNT RET--				tot off		
		No.	Yds	TD	Lg	No.	Yds	TD	Lg	Cmp	Att	Int	Yds	TD	Lg	No	Yds	TD	Lg	No	Yds		TD	Lg
Sep 09, 2007	at Frostburg State JV..	47	184	4	11	18	282	2	48	18	32	1	282	2	48	2	20	0	10	0	0	0	0	466
Sep 22, 2007	vs Army.....	68	313	2	47	6	104	1	34	6	22	1	104	1	34	3	52	0	22	2	15	0	9	417
Oct 07, 2007	vs Cornell.....	40	280	4	65	13	190	1	59	13	26	0	190	1	59	3	58	0	23	4	19	0	12	470
Oct 19, 2007	PRINCETON.....	43	373	7	62	8	177	3	42	8	14	0	177	3	42	0	0	0	0	3	34	0	17	550
Oct 26, 2007	at Penn.....	57	370	6	54	15	183	2	33	15	28	1	183	2	33	2	39	0	21	6	73	0	27	553
Totals.....		255	1520	23	65	60	936	9	59	60	122	3	936	9	59	10	169	0	23	15	141	0	27	2456
Opponent.....		159	183	3	28	54	605	2	79	54	131	12	605	2	79	43	538	0	42	4	14	0	4	788

Games played: 5
 Avg per rush: 6.0
 Avg per catch: 15.6
 Pass efficiency: 133.05
 Kick ret avg: 16.9
 Punt ret avg: 9.4
 All purpose avg/game: 577.0
 Total offense avg/gm: 491.2

Date	Opponent	-----TACKLES-----			-SACKS-		-FUMBLE-		Pass Blkd		-Kicks--XPTS-				Pts							
		Solo	Ast	Total	TFL	Yds	No	Yds	FF	FR	Yds	Int	Yds	QBH		Brk	Kick	Att	Mad	Run	Rcv	Saf
Sep 09, 2007	at Frostburg State JV..	33	26	59	10.0	-77	3.0	-28	0	1-0	1-37	0	3	0	6-5	0	0	0	0	0	0	47
Sep 22, 2007	vs Army.....	21	34	55	6.0	-19	1.0	-6	0	2-0	4-21	0	6	0	3-3	0	0	0	0	0	0	30
Oct 07, 2007	vs Cornell.....	37	50	87	9.0	-24	0.0	-0	2	0-0	1-0	0	4	0	5-5	0	0	0	0	0	0	35
Oct 19, 2007	PRINCETON.....	37	30	67	9.0	-45	5.0	-33	0	0-0	3-17	0	1	0	11-11	0	0	0	0	0	0	83
Oct 26, 2007	at Penn.....	32	18	50	8.0	-59	3.0	-28	0	1-0	3-44	0	3	0	8-8	0	0	0	0	0	0	56
Totals.....		160	158	318	42.0	-224	12.0	-95	2	4-0	12-119	0	17	0	33-32	0	0	0	0	0	0	251
Opponent.....		212	174	386	23.0	-80	2.0	-20	5	5-10	3-74	0	15	0	5-5	0	1	0	0	0	0	46

Date	Opponent	-----PUNTING-----						--FIELD GOALS--				-----KICKOFFS-----						
		No	Yds	Avg	Long	Blkd	TB	FC	50+	I20	Att	Made	Lg	Blkd	No	Yds	Avg	TB
Sep 09, 2007	at Frostburg State JV..	2	38	19.0	35	0	1	0	0	0	3-2	45	0	9	435	48.3	0	0
Sep 22, 2007	vs Army.....	4	122	30.5	39	0	0	0	0	1	4-3	35	0	7	336	48.0	0	0
Oct 07, 2007	vs Cornell.....	6	199	33.2	41	0	0	1	0	1	2-0	0	0	6	276	46.0	0	0
Oct 19, 2007	PRINCETON.....	2	34	17.0	25	0	0	0	0	0	2-2	28	0	14	810	57.9	0	0
Oct 26, 2007	at Penn.....	1	26	26.0	26	0	0	0	0	0	1-0	0	0	9	407	45.2	0	1
Totals.....		15	419	27.9	41	0	1	1	0	2	12-7	45	0	45	2264	50.3	0	1
Opponent.....		34	1098	32.3	51	0	1	2	2	2	1-1	20	0	11	574	52.2	1	0

The Automated ScoreBook
Navy Opponent Game-by-Game (as of Oct 31, 2007)
All games

OPPONENT STATISTICS

Date	Opponent	---RUSHING---				--RECEIVING--				-----PASSING-----				--KICK RET--				--PUNT RET--				tot off		
		No.	Yds	TD	Lg	No.	Yds	TD	Lg	Cmp	Att	Int	Yds	TD	Lg	No	Yds	TD	Lg	No	Yds		TD	Lg
Sep 09, 2007	at Frostburg State JV..	32	-34	0	6	7	70	0	45	7	15	1	70	0	45	9	124	0	42	0	0	0	0	36
Sep 22, 2007	vs Army.....	18	64	1	9	20	268	1	79	20	42	4	268	1	79	7	47	0	11	2	6	0	3	332
Oct 07, 2007	vs Cornell.....	44	105	1	28	16	134	1	27	16	32	1	134	1	27	5	77	0	23	2	8	0	4	239
Oct 19, 2007	PRINCETON.....	35	17	0	8	4	43	0	22	4	20	3	43	0	22	14	188	0	27	0	0	0	0	60
Oct 26, 2007	at Penn.....	30	31	1	13	7	90	0	18	7	22	3	90	0	18	8	102	0	22	0	0	0	0	121
Opponent totals.....		159	183	3	28	54	605	2	79	54	131	12	605	2	79	43	538	0	42	4	14	0	4	788
Navy.....		255	1520	23	65	60	936	9	59	60	122	3	936	9	59	10	169	0	23	15	141	0	27	2456

Games played: 5
 Avg per rush: 1.2
 Avg per catch: 11.2
 Pass efficiency: 66.73
 Kick ret avg: 12.5
 Punt ret avg: 3.5
 All purpose avg/game: 282.8
 Total offense avg/gm: 157.6

Date	Opponent	-----TACKLES-----				-SACKS-		-FUMBLE-			Pass Blkd			-Kicks--XPTS-				Pts
		Solo	Ast	Total	TFL-Yds	No-Yds	FF	FR-Yds	Int-Yds	QBH	Brk	Kick	Att-Mad	Run	Rcv	Saf		
Sep 09, 2007	at Frostburg State JV..	42	36	78	5.0-12	0.0-0	1	1-10	1-74	0	4	0	0-0	0	1	0	8	
Sep 22, 2007	vs Army.....	40	68	108	3.0-9	0.0-0	1	1-0	1-0	0	5	0	2-2	0	0	0	17	
Oct 07, 2007	vs Cornell.....	33	40	73	10.0-31	1.0-8	1	1-0	0-0	0	4	0	2-2	0	0	0	14	
Oct 19, 2007	PRINCETON.....	40	6	46	1.0-12	1.0-12	1	0-0	0-0	0	0	0	0-0	0	0	0	0	
Oct 26, 2007	at Penn.....	57	24	81	4.0-16	0.0-0	1	2-0	1-0	0	2	0	1-1	0	0	0	7	
Opponent totals.....		212	174	386	23.0-80	2.0-20	5	5-10	3-74	0	15	0	5-5	0	1	0	46	
Navy.....		160	158	318	42.0-224	12.0-95	2	4-0	12-119	0	17	0	33-32	0	0	0	251	

Date	Opponent	-----PUNTING-----							--FIELD GOALS--				-----KICKOFFS-----					
		No	Yds	Avg	Long	Blkd	TB	FC	50+	I20	Att-Made	Lg	Blkd	No	Yds	Avg	TB	OB
Sep 09, 2007	at Frostburg State JV..	4	120	30.0	47	0	0	0	0	0-0	0	0	2	81	40.5	0	0	
Sep 22, 2007	vs Army.....	4	132	33.0	38	0	0	0	0	1-1	20	0	4	227	56.8	1	0	
Oct 07, 2007	vs Cornell.....	10	356	35.6	51	0	1	1	2	1	0-0	0	3	160	53.3	0	0	
Oct 19, 2007	PRINCETON.....	9	217	24.1	35	0	0	0	0	0-0	0	0	0	0	0.0	0	0	
Oct 26, 2007	at Penn.....	7	273	39.0	46	0	0	1	0	1	0-0	0	2	106	53.0	0	0	
Opponent totals.....		34	1098	32.3	51	0	1	2	2	2	1-1	20	0	11	574	52.2	1	0
Navy.....		15	419	27.9	41	0	1	1	0	2	12-7	45	0	45	2264	50.3	0	1

The Automated ScoreBook
 Navy Games Played (as of Oct 31, 2007)
 All games

##	Name	GP/GS	FSU	ARMY	CORNELL	PRIN	PENN
23	Armour, H	5/5	START	START	START	START	START
82	Bagby, N	5/-	XXX	XXX	XXX	XXX	XXX
49	Baird, D	5/-	XXX	XXX	XXX	XXX	XXX
10	Barriger, T	5/5	START	START	START	START	START
61	Bell, C	4/-	XXX	...	XXX	XXX	XXX
39	Belmore, J	5/-	XXX	XXX	XXX	XXX	XXX
7	Benson, S	5/-	XXX	XXX	XXX	XXX	XXX
41	Bettinelli, G	4/4	...	START	START	START	START
54	Bosworth, M	5/5	START	START	START	START	START
52	Brashear, T	5/5	START	START	START	START	START
57	Broun, C	5/5	START	START	START	START	START
19	Campbell, J	5/5	START	START	START	START	START
16	Canny, T	2/-	XXX	XXX
65	Capansky, M	3/-	XXX	XXX	XXX
80	Cash, B	5/-	XXX	XXX	XXX	XXX	XXX
87	Catrini, J	2/-	XXX	XXX
53	Cecil, D	5/5	START	START	START	START	START
32	Choros, T	5/-	XXX	XXX	XXX	XXX	XXX
36	Combellick, C	5/5	START	START	START	START	START
14	DeWitt, J	4/1	XXX	START	...	XXX	XXX
95	Dodd, T	4/4	...	START	START	START	START
34	Engel, R	5/5	START	START	START	START	START
15	Erickson, B	4/-	XXX	...	XXX	XXX	XXX
67	Feaman, L	5/5	START	START	START	START	START
79	Feehery, J	5/-	XXX	XXX	XXX	XXX	XXX
17	Feipel, J	5/5	START	START	START	START	START
11	Friedrick, S	1/-	XXX
89	Fujimoto, J	1/-	XXX
13	Green, D	4/4	START	...	START	START	START
18	Haddon, Y	1/-	XXX
43	Hall, C	5/-	XXX	XXX	XXX	XXX	XXX
84	Han, J	1/-	XXX
66	Harbaugh, J	1/-	XXX
20	Harris, E	5/5	START	START	START	START	START
44	Hausman, C	4/-	XXX	...	XXX	XXX	XXX
29	Hawkins, T	4/4	...	START	START	START	START
35	Hay, N	1/-	XXX
99	Hayes, T	5/-	XXX	XXX	XXX	XXX	XXX
40	Hayhurst, K	5/2	START	START	XXX	XXX	XXX
83	Kaetter-Henry,K	4/1	START	...	XXX	XXX	XXX
31	Keriazes, T	1/-	XXX
48	Landis, G	5/5	START	START	START	START	START
69	Lucey, T	4/-	XXX	...	XXX	XXX	XXX
62	McClellan, B	3/-	XXX	...	XXX	...	XXX
24	McLaughlin, M	4/-	XXX	...	XXX	XXX	XXX
42	Meidus, A	4/-	XXX	...	XXX	XXX	XXX
85	Melonas, M	4/-	XXX	...	XXX	XXX	XXX

The Automated ScoreBook
 Navy Games Played (as of Oct 31, 2007)
 All games

##	Name	GP/GS	FSU	ARMY	CORNELL	PRIN	PENN
55	Middleton, K	4/-	XXX	...	XXX	XXX	XXX
8	Mitchelson, M	5/-	XXX	XXX	XXX	XXX	XXX
98	Moore, B	5/-	XXX	XXX	XXX	XXX	XXX
88	Motoyama, K	5/-	XXX	XXX	XXX	XXX	XXX
9	Nabozna, J	5/4	START	XXX	START	START	START
74	Nelson, G	1/-	XXX
28	Newhouse, Z	4/-	XXX	...	XXX	XXX	XXX
46	Nissen, C	1/-	XXX
6	Nolan, M	5/-	XXX	XXX	XXX	XXX	XXX
60	O'Brien, P	4/-	XXX	...	XXX	XXX	XXX
96	Odom, K	4/-	XXX	XXX	...	XXX	XXX
59	Persinger, E	5/1	START	XXX	XXX	XXX	XXX
3	Phillips, S	4/-	...	XXX	XXX	XXX	XXX
33	Pretty, N	5/-	XXX	XXX	XXX	XXX	XXX
76	Pye, L	5/-	XXX	XXX	XXX	XXX	XXX
2	Reifenberg, D	5/-	XXX	XXX	XXX	XXX	XXX
68	Schuele, J	5/5	START	START	START	START	START
26	Scott, L	1/-	XXX
47	Segler, A	2/-	XXX	XXX
56	Smith, B	5/5	START	START	START	START	START
58	Stayton, D	3/-	XXX	...	XXX	...	XXX
21	Stewart, N	5/-	XXX	XXX	XXX	XXX	XXX
22	Tate, J	5/5	START	START	START	START	START
81	Tellson, T	5/5	START	START	START	START	START
5	Terronez, T	3/-	XXX	...	XXX	XXX	...
92	Terwey, A	1/-	XXX
77	Travers, J	3/-	XXX	XXX	XXX
25	Vo, V	3/-	XXX	...	XXX	...	XXX
27	Wright, A	5/-	XXX	XXX	XXX	XXX	XXX