

**RECORD
BOOK**

This is Navy Football

United States Naval Academy

Season Outlook

Coaching Staff

Midshipmen Bios

2007 Opponents

2006 In Review

Record Book

History of Navy Football

Bowl History

NMCM Stadium

Media Information

INDIVIDUAL RUSHING



Craig Candeto carried the ball 271 times for 1,112 yards in 2003

Rushing Yards

Game	
298	Eddie Meyers (42 att.) vs. Syracuse1981
278	Eddie Meyers (42 att.) vs. Army1979
277	Sneed Schmidt (11 att.) vs. Columbia1935


Season	
1,587	Napoleon McCallum (331 att.)1983
*1,370	Chris McCoy (246 att.)1997
1,327	Napoleon McCallum (287 att.)1985
*Third most by a Division IA quarterback in NCAA history	

Career	
4,179	Napoleon McCallum (908 att.)1981-85
*3,401	Chris McCoy (699 att.)1995-97
2,935	Eddie Meyers (589 att.)1978-81
*Seventh most by a Division IA quarterback in NCAA history	

100-Yard Rushing Games

Season	
8	Napoleon McCallum1985
8	Napoleon McCallum1983
8	Eddie Meyers1981
7	Kyle Eckel2003
7	Joe Gattuso Jr.1977
6	Chris McCoy1997
6	Chris McCoy1996
6	Cleveland Cooper1974

Career	
19	Napoleon McCallum1981-85
15	Chris McCoy1995-97
14	Eddie Meyers1978-81
13	Kyle Eckel2002-04
12	Cleveland Cooper1972-74



Napoleon McCallum rushed for over 100 yards in a game a school record 19 times

Rushing Attempts

Game	
44	Chris McCoy (201 yds.) vs. Delaware1996
43	Eddie Meyers (147 yds.) vs. Boston College1981
42	Eddie Meyers (298 yds.) vs. Syracuse1981
42	Eddie Meyers (278 yds.) vs. Army1979
41	Brian Madden (177 yds.) vs Army1999

Season	
331	Napoleon McCallum (1,587 yds.)1983
287	Napoleon McCallum (1,327 yds.)1985
277	Eddie Meyers (1,318 yds.)1981
271	Craig Candeto (1,112 yds.)2003

Career	
908	Napoleon McCallum (4,179 yds.)1981-85
699	Chris McCoy (3,401 yds.)1995-97
615	Kyle Eckel (2,906 yds.)2002-04

Consecutive 100-Yard Rushing Games

7	Brian Madden	1999-2001 (Last five games of the 1999 season and the first two of the 2001 season. Missed the 2000 season with a knee injury.)
6	Cleveland Cooper	1972
6	Napoleon McCallum	1983
6	Cleveland Cooper	1972-1973

200-Yard Rushing Games

Season

2	Chris McCoy	1997
	Kent State, Army (consecutive)	
2	Chris McCoy	1996
	Delaware, Tulane (consecutive)	
2	Napoleon McCallum	1983
	Air Force, Princeton (consecutive)	

Career

5	Chris McCoy	1995-97
4	Napoleon McCallum	1981-85
2	Eddie Meyers	1978-81

Rushing Yds. Per Attempt

Game (min. 10 attempts)

25.2	Sneed Schmidt vs. Columbia (11 for 277 yds.)	1935
------	--	------

Season (min. 90 attempts)

7.131	Reggie Campbell (99 for 706)	2006
6.145	Mike Sherlock (96 for 590 yds.)	1979
6.141	Eddie Meyers (106 for 651 yds.)	1979
6.128	Adam Ballard (109 for 668 yds.)	2005

Career (min. 100 attempts)

8.9	Tony Lane (144 for 1,288 yds.)	2001-03
8.6	Eric Roberts (176 for 1,510 yds.)	2002-04
7.9	Reggie Campbell (160 for 1,268)	2004-current
5.7	Bob Craig (118 for 668 yds.)	1952-54
5.5	Adam Ballard (109 for 668 yds.)	2005-current

Rushing Touchdowns

Game

6	Craig Candeto vs. Army	2002
4	Kaipo-Noa Kaheaku-Enhada vs. Eastern Michigan	2006
4	Eddie Meyers vs. Syracuse	1981
4	Gerry Goodwin vs. Virginia	1975


Season

*20	Chris McCoy	1997
16	Aaron Polanco	2004
16	Craig Candeto	2003
16	Craig Candeto	2002
16	Chris McCoy	1996

*NCAA Division IA record for a quarterback

Career

43	Chris McCoy	1995-97
33	Craig Candeto	2001-03
31	Napoleon McCallum	1981-85
25	Kyle Eckel	2002-04
24	Aaron Polanco	2002-04
24	Joe Bellino	1958-60



Tony Lane averaged 8.9 yards per carry in his career

Rushing Yards By A QB

Game

*273	Chris McCoy (26 attempts) vs. SMU	1995
------	-----------------------------------	------

* Division IA record for yds. rushing in first collegiate start

Season

1,370	Chris McCoy (246 attempts)	1997
-------	----------------------------	------

Career

3,401	Chris McCoy (699 attempts)	1995-97
-------	----------------------------	---------

This Is Navy Football

United States Naval Academy

Season Outlook

Coaching Staff

Midshipmen Bios

2007 Opponents

2006 In Review

Record Book

History of Navy Football

Bowl History

NMCM Stadium

Media Information

INDIVIDUAL PASSING

This is Navy Football

United States Naval Academy

Season Outlook

Coaching Staff

Midshipmen Bios

2007 Opponents

2006 In Review


Record Book

History of Navy Football

Bowl History

NMCM Stadium

Media Information



Bill Byrne completed a school record 37 passes against Syracuse in 1985

Pass Attempts

Game	
55	Jim Kubiak (completed 25) vs. Virginia1994
54	Jim Kubiak (completed 36) vs. Wake Forest1991

Season	
401	Jim Kubiak (completed 248)1993

Career	
969	Jim Kubiak (completed 558)1991-94
818	Mike McNallen (completed 349)1968-70
711	Bill Byrne (completed 381)1984-86

Pass Attempts Per Game

Season	
36.5	Jim Kubiak (401 in 11 games)1993

Career	
33.4	Jim Kubiak (969 in 29 games)1991-94
26.4	Mike McNallen (818 in 31 games)1968-70
25.4	Bill Byrne (711 in 28 games)1984-86

Pass Completions

Game	
37	Bill Byrne (attempted 52) vs. Syracuse1985
36	Jim Kubiak (attempted 54) vs. Wake Forest1991

Season	
248	Jim Kubiak (attempted 401)1993

Career	
558	Jim Kubiak (attempted 969)1991-94
381	Bill Byrne (attempted 711)1984-86

Pass Completions Per Game

Season	
22.5	Jim Kubiak (248 in 11 games)1993

Career	
19.2	Jim Kubiak (558 in 29 games)1991-94
13.6	Bill Byrne (381 in 28 games)1984-86

Completion Percentage

Game (min. 10 completions)	
.882	Marco Pagnanelli (15 of 17) vs. Duke1982

Season (min. 90 attempts)	
.673	Roger Staubach (66 of 98)1962
.665	Roger Staubach (107 of 161)1963
.627	George Welsh (94 of 150)1955

Career (min. 300 attempts)	
.631	Roger Staubach (292 of 463)1962-64
.576	Marco Pagnanelli (178 of 309)1981-82
.576	Jim Kubiak (558 of 969)1991-94

Passing Efficiency Rating

(Multiply a player's yds. per attempt by 8.4, add his completion percentage, add his touchdown percentage times 3.3 and then subtract his interception percentage times two)

Season (min. 50 completions)	
168.6	Roger Staubach1962
	98 att., 67 comp., 3 int., 966 yds., 7 TD

Season (min. 100 completions)	
150.3	Roger Staubach1963
	161 att., 107 comp., 6 int., 1,474 yds., 7 TD


Career (min. 100 completions)	
132.7	Roger Staubach1962-64
	463 att., 293 comp., 19 int., 3,571 yds., 18 TD

Passes Had Intercepted

Game	
6	Tom Tarquinio vs. Notre Dame1982
Season	
19	Mike McNallen1968
19	Bob Zastrow1949
Career	
47	Jim Kubiak1991-94
47	Bob Zastrow1949-51
42	Mike McNallen1968-70
36	John Cartwright1965-67

Lowest Int. Percentage

Season (min. 90 attempts)	
.014	Alton Grizzard (2 of 147)1989
.017	Joe Tranchini (2 of 117)1958
.019	Brian Broadwater (2 of 107)1999
Career (min. 100 attempts)	
.035	Bob Powers (7 of 199)1977-79
.039	Brian Broadwater (8 of 209)1998-00
.041	Roger Staubach (19 of 463)1962-64
.041	Craig Candeto (12 of 294)2001-03



Chris McCoy was not only the greatest running quarterback in school history but he also threw for 2,486 yards in his career



Brian Broadwater averaged 7.8 yards per completion in his career

Passing Yards

Game	
406	Jim Kubiak (36 of 54) vs. Wake Forest1991
399	Bill Byrne (37 of 52) vs. Syracuse1985
Season	
2,628	Jim Kubiak (248 of 401)1993
2,388	Jim Kubiak (211 of 399)1994
Career	
6,008	Jim Kubiak (558 of 969)1991-94
4,582	Bill Byrne (381 of 711)1984-86
3,996	Mike McNallen (349 of 818)1968-70

Passing Yards Per Game

Season	
238.9	Jim Kubiak1993 2,628 yds. in 11 games
Career	
207.2	Jim Kubiak1991-94 6,008 yds. in 29 games
163.6	Bill Byrne1984-86 4,582 yds. in 28 games
128.9	Mike McNallen1968-70 3,996 yds. in 31 games

Passing Yards Per Attempt

Season (min. 90 attempts)	
10.6	Lamar Owens2005 1,299 yards on 122 attempts
9.9	Aaron Polanco2004 1,131 yds. on 114 attempts
9.9	Roger Staubach1962 966 yds. on 98 attempts
9.2	Roger Staubach1963 1,474 yds. on 161 attempts
8.7	Craig Candeto2003 1,140 yds. on 131 attempts

This Is Navy Football

United States Naval Academy

Season Outlook

Coaching Staff

Midshipmen Bios

2007 Opponents

2006 In Review

Record Book

History of Navy Football

Bowl History

NMCM Stadium

Media Information

This is Navy Football
United States Naval Academy

Career (min. 100 attempts)

10.5	Lamar Owens2002-05
	1,337 yards on 127 attempts	
8.2	Aaron Polanco2002-04
	1,482 yds. on 181 attempts	
7.9	Craig Candeto2003
	2,319 yds. on 294 attempts	
7.8	Brian Broadwater1998-2000
	1,644 yds. on 205 attempts	
7.7	Chris McCoy1995-97
	2,486 yds. on 152 attempts	
7.7	Roger Staubach1962-64
	3,571 yds. on 463 attempts	

Season Outlook

Passing Yds. Per Completion

Season (min. 50 completions)

20.60	Lamar Owens2005
	1,299 yds. on 63 completions	
18.50	Aaron Polanco2004
	1,131 yds. on 61 completions	
17.80	Craig Candeto2003
	1,140 yds. on 64 completions	
17.43	Chris McCoy1997
	1,203 yds. on 69 completions	
16.60	Bob Leszczynski1978
	1,282 yds. on 77 completions	

Coaching Staff

Midshipmen Bios

2007 Opponents

2006 In Review


Record Book

History of Navy Football


Bowl History

NMCM Stadium

Media Information



Tom Forrestal threw a school record four touchdown passes against Penn in 1957



Bob Leszczynski threw 26 career touchdown passes

Career (min. 75 completions)

16.95	Brian Broadwater1998-2000
	1,644 yds. on 97 completions	
16.50	Aaron Polanco2002-04
	1,482 yds. on 90 completions	
16.36	Chris McCoy1995-97
	2,486 yds. on 152 completions	
16.30	Craig Candeto2001-03
	2,319 yds. on 119 completions	
14.56	Bob Leszczynski1976-78
	3,945 yds. on 271 completions	

Touchdown Passes

Game	
4	Tom Forrestal vs. Pennsylvania1957

Season	
12	Alton Grizzard1990
11	Chris McCoy1997
11	Bill Byrne1984
11	Jim Kubiak1993

Career	
29	Bill Byrne1984-86
26	Bob Leszczynski1976-78
25	John Cartwright1965-67

INDIVIDUAL RECEIVING

Touchdown Passes Per Game

Season	
1.375	Bill Byrne (11 in eight games)1984
Career	
1.036	Bill Byrne (29 in 28 games)1984-86
0.875	George Welsh (21 in 24 games)1953-55

Pass Receptions

Game	
10	Damon Dixon1993 63 yds. vs. Virginia
10	Mike Clark1967 113 yds. vs. Army
10	Dave King1976 179 yds. vs. Notre Dame
10	Rob Taylor1967 140 yds. vs. Penn State
10	Rob Taylor1967 70 yds. vs. William & Mary
10	Rob Taylor1967 179 yds. vs. Vanderbilt
Season	
61	Bert Calland (650 yds.)1972
61	Rob Taylor (818 yds.)1967
59	Jason Van Matre (393 yds.)1993
Career	
129	Rob Taylor (1,736 yds.)1965-67
108	Bert Calland (1,237 yds.)1971-73
107	Kevin Hickman (1,178 yds.)1991-94

Pass Reception Yards

Game	
179	Dave King1976 10 catches vs. Notre Dame
179	Rob Taylor1967 10 catches vs. Vanderbilt
Season	
818	Rob Taylor (61 catches)1967
727	Rob Taylor (55 catches)1966
711	Chris Weiler (44 catches)1984
Career	
1,736	Rob Taylor (129 catches)1965-67
1,278	Phil McConkey (67 catches)1975-78
1,259	Larry Van Loan (83 catches)1971-73


Yards Per Catch

Game (min. 3)	
39.7	Dominic Bailey2000 3 catches for 119 yds. vs. Tulane
Season (min. 15)	
25.50	Ryan Read1998 17 catches for 433 yds.
25.20	Eric Roberts2002 17 catches for 429 yds.
24.60	Eric Roberts2003 20 catches for 493 yds.
24.20	Phil McConkey1978 22 catches for 532 yds.
22.61	Pat McGrew1997 18 catches for 407 yds.

Career (min. 25)	
23.30	Eric Roberts2002-04 52 catches for 1,213 yds.
22.60	Reggie Campbell2004-current 26 catches for 588 yds.
19.30	Jim Stewart1960-62 47 catches for 907 yds.
19.18	Matt Scornavacchi1993-95 57 catches for 1,093 yds.
19.07	Phil McConkey1975-78 67 catches for 1,278 yds.

Touchdown Receptions

Game	
3	Pat McGrew vs. Colgate1997
3	Jerry Dawson vs. Richmond1990
3	Tony Hollinger vs. Indiana1985
3	Ken Heine vs. Lehigh1984
3	Harry Hurst vs. Pennsylvania1957
Season	
6	Ryan Read1998
6	Chris Weiler1984
6	Phil McConkey1978
6	Rob Taylor1967
5	Eric Roberts2003
Career	
13	Phil McConkey1975-78
13	Rob Taylor1965-67
10	Eric Roberts2002-04
8	Chris Weiler1981-84
8	Ron Beagle1953-55



Rob Taylor caught a school record 127 passes for a school record 1,736 yards from 1965-67

This is Navy Football

United States Naval Academy

Season Outlook

Coaching Staff

Midshipmen Bios

2007 Opponents

2006 In Review

Record Book

History of Navy Football

Bowl History

NMCM Stadium

Media Information

INDIVIDUAL TOTAL OFFENSE/ SCORING

Total Offensive Plays

Game		
63	Jim Kubiak (354 yds.) vs. Wake Forest	1991
Season		
462	Jim Kubiak (2,175 yds.)	1994
450	Jim Kubiak (2,496 yds.)	1993
402	Craig Candeto (2,252 yds.)	2003
389	Mike McNallen (1,117 yds.)	1969

Career		
1,128	Alton Grizzard	1987-90
599 rushes, 529 passes for 5,666 yds.		

Total Offensive Yards

Game		
417	Brian Broadwater (49 plays) vs. Tulane	2000
Season		
2,573	Chris McCoy (381 plays)	1997
2,496	Jim Kubiak (450 plays)	1993
2,252	Craig Candeto (402 plays)	2003
2,179	Lamar Owens (335 plays)	2005
2,175	Jim Kubiak (462 plays)	1994

Career		
5,887	Chris McCoy	1995-97
3,401 rushing, 2,486 passing on 1,022 plays		
5,666	Alton Grizzard	1987-90
2,174 rushing, 3,492 passing on 1,128 plays		
5,498	Jim Kubiak	1991-94
(-510) rushing, 6,008 passing on 1,114 plays		

Total Offensive Yds. Per Play

Game (min. 15 plays)		
12.7	Allen Glenn	1973
19 plays for 241 yds. vs. Air Force		
Season (min. 125 plays)		
6.8	Chris McCoy	1997
381 plays for 2,573 yds.		
6.7	Roger Staubach	1962
183 plays for 1,231 yds.		
6.6	George Welsh	1955
203 plays for 1,348 yds.		
6.5	Lamar Owens	2005
335 plays for 2,179 yds.		

Career (min. 175 plays)		
6.01	Lamar Owens	2002-05
378 plays for 2,274 yds.		
5.92	Chris McCoy	1995-97
1,007 plays for 5,958 yds.		
5.88	Tom Forrestal	1955-57
380 plays for 2,234 yds.		
5.80	George Welsh	1953-55
488 plays for 2,597 yds.		

Points Responsible For

(points scored and points passed for)

Season		
186	Chris McCoy	1997
174	Aaron Polanco	2004
174	Bill Ingram	1917
138	Chris McCoy	1996
138	Craig Candeto	2003

Career		
390	Chris McCoy	1995-97
294	Craig Candeto	2001-03
216	Roger Staubach	1962-64
214	Bill Byrne	1984-86
192	Aaron Polanco	2002-04

Most Points

Game		
38	Bill Ingram vs. Villanova	1917
36	Craig Candeto vs. Army	2002
30	Reggie Campbell vs. Colorado State	2005
24	Kaipo-Noa Kaheaku-Enhada	2006
24	Chuck Smith vs. Lehigh	1986
24	Eddie Meyers vs. Syracuse	1981
24	Gerry Goodwin vs. Virginia	1975
24	Joe Bellino vs. Virginia	1960

Season		
174	Bill Ingram	1917
120	Chris McCoy	1997
110	Joe Bellino	1960
102	Chris McCoy	1996
96	Aaron Polanco	2004
96	Craig Candeto	2003
96	Craig Candeto	2002

Career		
268	Chris McCoy	1995-97
263	Bill Ingram	1916-18
200	Napoleon McCallum	1981-85
198	Craig Candeto	2001-03
198	Joe Bellino	1958-60

Most Touchdowns

Game		
6	Craig Candeto vs. Army	2002
6	Lou Benoist vs. Colby	1919
6	Harold Martin vs. Western Reserve	1917
5	Reggie Campbell vs. Colorado State	2005
4	Kaipo-Noa Kaheaku-Enhada vs. Eastern Michigan	2006
4	Chuck Smith vs. Lehigh	1986
4	Eddie Meyers vs. Syracuse	1981
4	Gerry Goodwin vs. Virginia	1975
4	Joe Bellino vs. Virginia	1960

Season		
21	Bill Ingram	1917
20	Chris McCoy	1997
18	Joe Bellino	1960
17	Chris McCoy	1996
16	Aaron Polanco	2004
16	Craig Candeto	2002
16	Craig Candeto	2003

Career		
44	Chris McCoy	1995-97
34	Bill Ingram	1916-18
33	Craig Candeto	2001-03
33	Napoleon McCallum	1981-85
31	Joe Bellino	1958-60

INDIVIDUAL KICKING

Field Goals Made

Game	
4	Tim Shubzda vs. Army1999
4	Steve Fehr vs. Boston College1981
4	Steve Fehr vs. Georgia Tech1980
4	Steve Fehr vs. Army1980
4	Bob Tata vs. Boston College1978

Season	
18	Steve Fehr (25 attempts)1981
17	Tim Shubzda (25 attempts)1999
17	Steve Fehr (23 attempts)1980
15	David Hills (16 attempts)2001
15	Todd Solomon (18 attempts)1984

Career	
42	Steve Fehr (59 attempts)1979-81
30	Todd Solomon (46 attempts)1982-85
30	Bob Tata (46 attempts)1976-78
28	Tom Vanderhorst (46 attempts)1995-98
24	David Hills (28 attempts)2000-01

Field Goal Attempts

Game	
5	Steve Fehr (4 of 5) vs. Army1980

Season	
25	Tim Shubzda (17 of 25)1999
25	Steve Fehr (18 of 25)1981

Career	
59	Steve Fehr (42 of 59)1979-81
46	Todd Solomon (30 of 46)1982-85
46	Bob Tata (30 of 46)1976-78
46	Tom Vanderhorst (28 of 46)1995-98

Extra Points Made

Game	
12	Clyde King (17 attempts) vs. Colby1919
9	Eric Rolfs (9 attempts) vs. Central Michigan2003
8	Todd Solomon (8 attempts) vs. Lafayette1985
8	Eric Rolfs (8 attempts) vs. Army2002

Season	
52	Joey Bullen (53 attempts)2005
38	Eric Rolfs (39 attempts)2003
37	Matt Harmon (38 attempts)2006
37	Tim Shubzda (38 attempts)1999
37	Fred Mariin (41 attempts)1963

Career	
93	Tom Vanderhorst (99 attempts)1995-98
71	Bob Tata (73 attempts)1976-78
63	Steve Fehr (66 attempts)1979-81
62	Joey Bullen (63 attempts)2005-current
58	Eric Rolfs (60 attempts)2002-03

Consecutive Extra Points

51	Tim Shubzda1996-99
47	Joey Bullen2005
46	Steve Fehr1979-81
39	Frank Schenk1987-90
38	Eric Rolfs2003

Extra Point Percentage

Season (min. 25 made)	
1.000	Todd Solomon (29 of 29)1985
1.000	Tom Vanderhorst (27 of 27)1998
1.000	Bob Tata (26 of 26)1977

Career (min. 40 att.)	
.984	Joey Bullen (62 of 63)2005-current
.982	Tim Shubzda (54 of 55)1996-99
.975	Frank Schenk (39 of 40)1987-90
.972	Bob Tata (71 of 73)1976-78
.968	Todd Solomon (60 of 62)1982-85

Points by Kicking

<i>(PATs and FGs)</i>	
Season	
88	Tim Shubzda (17 FGs, 37 PATs)1999
79	Joey Bullen (9 FGs, 52 PATs)2005
76	Steve Fehr (18 FGs, 22 PATs)1981
75	Tom Vanderhorst (14 FGs, 33 PATs)1997
75	Steve Fehr (17 FGs, 24 PATs)1980

Career	
192	Steve Fehr (42 FGs, 66 PATs)1979-81
177	Tom Vanderhorst (28 FGs, 93 PATs)1995-98
161	Bob Tata (30 FGs, 71 PATs)1976-78
150	Todd Solomon (30 FGs, 60 PATs)1982-85

Punts

Game	
14	Bob Cameron (501 yds.) vs. Notre Dame1951

Season	
84	Tom Moore (3,191 yds.)1970
75	Bob Cameron (2,721 yds.)1951
74	John Stufflebeem (3,002 yds.)1974

Career	
230	Brian Schrum (9,034 yds.)1992-95
221	Tom Moore (8,627 yds.)1969-71

Punting Average

Game (min. 5)	
50.3	Tray Calisch1999
	6 punts for 302 yds. vs. Army
50.2	Joe Ince1963
	5 punts for 251 yds. vs. Pittsburgh

Season (min. 30)	
44.8	John Skaggs (48 punts for 2,151 yds.)2001
43.8	Bill Busik (41 punts for 1,797 yds.)1941
41.9	Tom Moore (67 punts for 2,812 yds.)1971
41.4	John Skaggs (36 punts for 1,491 yds.)2003
41.2	John Skaggs (46 punts for 1,896 yds.)2002

Career (min. 50)	
42.5	John Skaggs2000-03
	130 punts for 5,538 yards
40.7	Tray Calisch1997-99
	108 punts for 4,397 yds.
40.6	Bill Busik1940-41
	74 punts for 3,007 yds.
39.4	Dave Church1965-66
	137 punts for 5,399 yds.
39.3	Brian Schrum1992-95
	230 punts for 9,034 yds.

This Is Navy Football
 United States Naval Academy
 Season Outlook
 Coaching Staff
 Midshipmen Bios
 2007 Opponents
 2006 In Review
 Record Book
 History of Navy Football
 Bowl History
 NMCM Stadium
 Media Information

This is Navy Football
 United States Naval Academy
 Season Outlook
 Coaching Staff
 Midshipmen Bios
 2007 Opponents
 2006 In Review
 Record Book
 History of Navy Football
 Bowl History
 NMCN Stadium
 Media Information

INDIVIDUAL INTERCEPTION/ PUNT RETURNS

Interceptions

Game		
4	Mark Schickner vs. Army	1970
4	John Weaver vs. Columbia	1952

Season		
8	Sean Andrews	1995
8	John Sturges	1977

Career		
13	John Sturges	1974-77
12	Rick Bayer	1965-67
12	John Weaver	1952-54
11	Charlie Robinson	1971-73
10	Sean Andrews	1995-97
10	Gene Ford	1973-75

Interception Yards

Game		
115	John Weaver (4 returns) vs. Columbia	1952

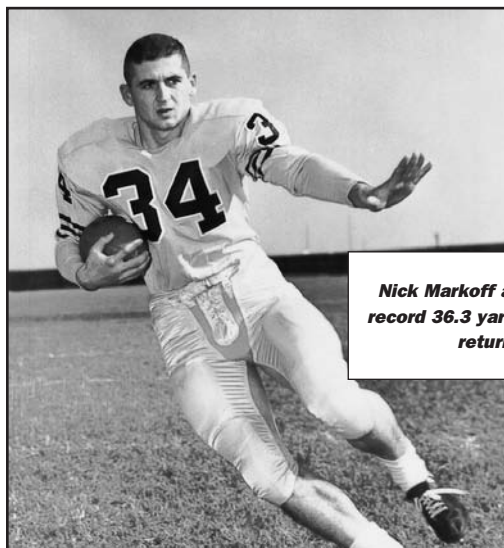
Season		
165	John Weaver (7 returns)	1952
145	Steve Brady (5 returns)	1983
109	Nick Markoff (3 returns)	1961

Career		
225	John Weaver (12 returns)	1952-54
191	Rick Bayer (12 returns)	1965-67

Interception Yards Per Return

Season (min. 3 returns)		
36.3	Nick Markoff (109 yds. on 3 returns)	1961
32.0	Gerald Wilson (96 yds. on 3 returns)	1997
30.3	John Hopkins (91 yds. on 3 returns)	1953

Career (min. 5 returns)		
22.2	Clyde Scott (111 yds. on 5 returns)	1944-45
20.9	Steve Brady (167 yds. on 8 returns)	1982-85



Nick Markoff averaged a school record 36.3 yards per interception return in 1961

Interception Returns for Touchdowns

Season		
2	Rashad Smith	1996
2	Ted Kukowski	1950

Career		
3	Rashad Smith	1994-97
2	Rick Bayer	1965-67
2	Ted Kukowski	1949-50

Punt Returns

Game		
7	Phil McConkey (58 yds.) vs. Connecticut	1976

Season		
35	Billy Hubbard (259 yds.)	1999
32	Napoleon McCallum (379 yds.)	1982
30	Billy Hubbard (156 yds.)	2000

Career		
80	Phil McConkey (736 yds.)	1975-78
73	Napoleon McCallum (858 yds.)	1981-85
70	Jason Tomlinson (513 yds.)	2003-06

Punt Return Yards

Game		
117	Terry Murray (6 returns) vs. Syracuse	1967

Season		
379	Napoleon McCallum (32 returns)	1982
280	Bill Busik (26 returns)	1940

Career		
858	Napoleon McCallum (32 returns)	1981-85
736	Phil McConkey (80 returns)	1975-78

Punt Return Yards Per Attempt

Game (min. 3 returns)		
27.0	Bob Craig vs. Dartmouth	1954
	3 returns for 81 yds.	
27.0	Frank Brady vs. Maryland	1951
	4 returns for 108 yds.	


Season (min. 10 returns)		
16.8	Bob Craig	1953
	10 returns for 168 yds.	
15.2	Terry Murray	1967
	11 returns for 167 yds.	

Career (min. 20 returns)		
13.23	Hal Hamberg	1942-44
	31 returns for 410 yds.	
13.17	Pete Williams	1945-48
	35 returns for 461 yds.	

Punt Returns for Touchdown

Season		
<i>No player with more than one</i>		
Last:	Ross Scott	1996

INDIVIDUAL KICK RETURNS



Napoleon McCallum returned 60 kickoffs for 1,339 yards in his career

Kickoff Returns

Game	
7	John Vereen (118 yds.) vs. West Virginia1998
7	Michael Jefferson (147 yds.) vs. Virginia1994
7	Bob Elflein (155 yds.) vs. Penn State1970
7	Dan Pike (118 yds.) vs. Pittsburgh1969

Season	
38	Michael Jefferson (820 yds.)1994
34	Tony Lane (898 yds.)2001
34	Billy James (715 yds.)1993
33	Michael Jefferson (723 yds.)1992

Career	
73	Michael Jefferson (1,569 yds.)1991-94
60	Napoleon McCallum (1,339 yds.)1981-85
48	Jerry Dawson (853 yds.)1987-90

Kickoff Return Yards

Game	
205	Tony Lane (5 returns) vs. Temple2001

Season	
898	Tony Lane (34 returns)2001
820	Michael Jefferson (38 returns)1994
760	Bob Elflein (32 returns)1970
723	Michael Jefferson (33 returns)1992

Career	
1,569	Michael Jefferson (73 returns)1991-94
1,382	Tony Lane (56 returns)2000-02
1,339	Napoleon McCallum (60 returns)1981-85
1,129	John Vereen (56 returns)1996-99
950	Bob Elflein (42 returns)1970-72

Kickoff Return Yards

<i>Per Attempt</i>	
Game (min. 2)	
41.0	Tony Lane vs. Temple2001


Season (min. 5)	
32.8	Bob Jenkins1944
*29.4	Pat McGrew1997
27.2	Jack Forde1972
25.6	Karlos Whittaker2005
<i>*Third in the country</i>	

Career (min. 10)	
29.0	Eric Wallace1982-84
27.5	Pat McGrew1994-97
25.6	Karlos Whittaker2005
25.1	Joe Bellino1958-60
24.7	Tony Lane2000-02

Kickoff Returns For Touchdown

Season	
<i>No player with more than one</i>	
Last:	Matt Nelson1997

Career	
2	Eric Wallace1982-84



Pat McGrew finished the 1997 season third in the nation with his 29.4 kickoff return average.

This Is Navy Football

United States Naval Academy

Season Outlook

Coaching Staff

Midshipmen Bios

2007 Opponents

2006 In Review

Record Book

History of Navy Football

Bowl History

NMCM Stadium

Media Information

This is Navy Football
 United States Naval Academy
 Season Outlook
 Coaching Staff
 Midshipmen Bios
 2007 Opponents
 2006 In Review
 Record Book
 History of Navy Football
 Bowl History
 NMCN Stadium
 Media Information

INDIVIDUAL ALL-PURPOSE/ DEFENSE

All-Purpose Yards

(yardage from rushing, receiving and all returns)

Game		
332	Napoleon McCallum vs. Princeton	1983
	229 rush, 37 rec., 45 PR, 21 KR	
331	Eddie Meyers vs. Syracuse	1981
	298 rush, 33 rec.	
323	Napoleon McCallum vs. South Carolina	1985
	138 rush, 97 rec., 3 PR, 85 KR	
290	Reggie Campbell vs. Colorado State	2005
	116 rush, 89 rec., 80 KR	
Season		
2,385	Napoleon McCallum	1983
	1,587 rush, 166 rec., 272 PR, 360 KR	
2,330	Napoleon McCallum	1985
	1,327 rush, 358 rec., 157 PR, 488 KR	
1,673	Joe Gattuso Jr.	1977
	1,292 rush, 169 rec., 212 KR	
Career		
7,172	Napoleon McCallum	1981-85
	4,179 rush, 796 rec., 858 PR, 1,339 KR	
3,455	Chris McCoy	1995-97
	3,401 rush, 54 rec.	
3,224	Joe Bellino	1958-60
	1,664 rush., 620 rec., 256 PR, 577 KR, 107 int.	
3,151	Eddie Meyers	1978-81
	2,935 rush., 136 rec., 80 KR	

All-Purpose Plays

Game		
47	Napoleon McCallum	1983
	39 carries, 4 rec., 1 PR, 3 KR vs. Syracuse,	
45	Eddie Meyers	1981
	42 carries, 3 rec. vs. Syracuse	
44	Chris McCoy	1996
	44 carries vs. Tulane	
44	Eddie Meyers	1981
	43 carries, 1 rec. vs. Boston College	
Season		
393	Napoleon McCallum	1983
	331 carries, 24 rec., 21 PR, 17 KR	
369	Napoleon McCallum	1985
	287 carries, 44 rec., 18 PR, 20 KR	
301	Joe Gattuso Jr.	1977
	266 carries, 22 rec., 13 KR	
Career		
1,137	Napoleon McCallum	1981-85
	908 carries, 96 rec., 73 PR, 60 KR	
700	Chris McCoy	1995-97
	699 carries, 1 rec.	
617	Eddie Meyers	1978-81
	589 carries, 23 rec., 5 KR	
603	Cleveland Cooper	1972-74
	579 carries, 16 rec., 8 KR	

Individual Defense

Tackles

Season		
169	Andy Ponseigo	1982
154	Vince McBeth	1986
152	Andy Ponseigo	1981
148	Mike Kronzer	1980
146	Javier Zuluaga	1992

Career

500	Andy Ponseigo	1980-83
354	Josh Smith	2002-04
337	Javier Zuluaga	1991-93
328	Clint Bruce	1994-96
304	Vince McBeth	1984-86

Sacks

Season		
10	Tyler Tidwell	2005
9	Eric Rutherford	1984
8	David Mahoney	2005
8	Shaka Martin	1999
8	Andy Person	1995

Career

22	Andy Person	1992-95
21	David Mahoney	2003-06
16	Tyler Tidwell	2004-06
14	John Chan	2004-06
10	Gino Marchetti	1998-99
10	Shaka Martin	1998-99

Tackles For A Loss


Season

20	Eric Rutherford	1984
19	Tyler Tidwell	2005
18	Charlie Thornton	1979
16	David Mahoney	2005
16	Paul Soares	1982
16	Tim Jordan	1981
16	Tim Jordan	1980

Career

44	Andy Person	1992-95
42	David Mahoney	2003-06
38	Eric Rutherford	1982-84
37	Charlie Thornton	1977-79
34	Paul Soares	1980-82

TEAM RECORDS



The 2004 team set an NCAA record with a 26 play drive against New Mexico in the Emerald Bowl.

Single-Game Offense

Rushing

Attempts	.77 vs. Delaware (438 yards)	1996
Yards	.563 vs. Kent State	1997
Yards Per Rush	.10.2 vs. Central Michigan (52 att. for 530 yds.)	2003
Touchdowns	.19 vs. Ursinus	1918
Modern Record	.10 vs. Princeton	1953

Passing

Attempts	.55 vs. Virginia (completed 25)	1994
Completions	.37 vs. Syracuse (attempted 54)	1985
Completion Pct.	.882 vs. Duke (15-of-17) (min. 15 att.)	1982
Yards	.406 vs. Wake Forest (36-of-54)	1991
Had Intercepted	.6 vs. Notre Dame	1982
	.6 vs. Pennsylvania	1940
Touchdowns	.5 vs. Columbia	1955

Total Offense

Attempts	.99 vs. Tulane (724 yds.)	2000
Total Yards	.724 vs. Tulane (99 att.)	2000
Average Per Attempt	.11.1 vs. Central Michigan (58 plays, 644 yds.)	2003

Scoring

Points	.127 vs. Ursinus	1918
Modern Record	.65 vs. Princeton	1953
Touchdowns	.19 vs. Ursinus	1918
Modern Record	.10 vs. Princeton	1953
Extra Points	.13 vs. Ursinus	1918
Modern Record:	.9 vs. Central Michigan	2003
Two-point Conversions	4 vs. Pennsylvania	1958
Two-point Attempts	.7 vs. Pennsylvania	1958
Field Goals	4 vs. Army (of 4)	1999
	4 vs. Boston College (of 4)	1981
	4 vs. Army (of 5)	1980
	4 vs. Georgia Tech (of 4)	1980
	4 vs. Boston College (of 4)	1978
Field Goal Attempts	.6 vs. Delaware (made 3)	1996

Punt Returns

Punt Returns	.9 vs. Connecticut (68 yards)	1976
	9 vs. Syracuse (122 yards)	1967
	9 vs. Columbia (203 yards)	1943
Yardage	.203 vs. Columbia (9 returns)	1943
Yards Per Return	.30.0 vs. SMU (4-for-120) (min. 3)	1960

Kickoff Returns

Returns	.9 vs. Tulane (155 yards)	2000
	9 vs. Pittsburgh (153 yards)	1988
	9 vs. Penn State (198 yards)	1971
	9 vs. Penn State (183 yards)	1970
	9 vs. Notre Dame (144 yards)	1970
	9 vs. Washington (161 yards)	1970
Return Yardage	.247 vs. Temple (8 returns)	2001
Yards Per Attempt	.40.0 vs. Army (3 for 120) (min. 3)	1983

Punting

Punts	.16 vs. Army	1937
Average (min. 5)	.50.2 vs. Pittsburgh (5 for 251)	1963
	50.2 vs. Notre Dame (5 for 251)	1957

First Downs

First Downs	.36 vs. Tulane	2000
By Rushing	.28 vs. Delaware	1996
By Passing	.18 vs. Pittsburgh	1984
	18 vs. Syracuse	1985
	18 vs. Wake Forest	1991
By Penalty	.5 vs. Syracuse	1972

Longest Drive

Plays	*26 vs. New Mexico	2004
Yards	.99	several times
Time	*14:26 vs. New Mexico	2004

*NCAA Record

Penalties

Penalties	.14 vs. Stanford	1954
	14 vs. Kent State	1997
Yards	.171 vs. Stanford	1954

Fumbles

Fumbles	.9 vs. Lehigh	1987
	9 vs. Villanova	1946
Lost	.7 vs. Pennsylvania	1945

This Is Navy Football

United States Naval Academy

Season Outlook

Coaching Staff

Midshipmen Bios

2007 Opponents

2006 In Review

Record Book

History of Navy Football

Bowl History

NMCM Stadium

Media Information

This is Navy Football
 United States Naval Academy
 Season Outlook
 Coaching Staff
 Midshipmen Bios
 2007 Opponents
 2006 In Review
 Record Book
 History of Navy Football
 Bowl History
 NMCN Stadium
 Media Information

Season Offense

Rushing

Attempts	764 (4,251 yards)	2006
Attempts Per Game	59.4 (653 in 11 games)	1987
Yards	4,251 yards (764 attempts)	2006
Yards Per Attempt	5.7 (672 for 3,832)	2005
Yards Per Game	327.0 (4,251 yards in 13 games)	2003
Touchdowns	45	2005

Passing

Attempts	429 (completed 265)	1993
Attempts Per Game	39.0 (429 attempts in 11 games)	1993
Completions	265 (265-of-429)	1993
Completions Per Game	24.1 (265 completions in 11 games)	1993
Completion Percentage	.651 (121-of-186)	1963
Passes Had Intercepted	26	1948
Fewest Passes Had Int.	4	1989, 2006
Lowest Int. Percentage	.021 (5-of-241)	2000
Yards	2,753 (248-of-429)	1993
Yards Per Game	250.3 (2,753 in 11 games)	1993
Average Yds. Per Attempt	9.1 (106 for 1,690) (min.125 attempts)	1963
Touchdowns Passing	16	1984

Total Offense

Total Attempts	918 (5,506 yards)	2003
Total Attempts Per Game	78.0 (702 attempts in 9 games)	1949
Total Offense Yards	5,506 yards (918 attempts)	2003
Total Yards Per Game	435.8 (5,230 yards in 12 games)	2005
Total Yards Per Attempts	6.4 (819 attempts for 5,230 yards)	2005

Scoring

Points	442	1917
Modern Record	410	2005
Points Per Game	55.3 (442 points in 8 games)	1917
Touchdowns	52	2003 and 2005
Touchdowns Per Game	4.78 (43 touchdowns in 9 games)	1954
Extra Points:	53	2005
Extra Point Percentage:	100.0 (29-of-29)	1985
	100.0 (27-of-27)	1998
	100.0 (26-of-26)	1975
	100.0 (26-of-26)	1977
	100.0 (26-of-26)	1990
Two-Pt. Conversion Att.	28	1958
Two-Pt. Conversions	13	1958
Field Goals	18 (of 25)	1981
Field Goals Attempted	25 (18 made), 1981 and 25 (17 made)	1999
Safeties	2	2002, 1967, 1964, 1945, 1944

Punt Returns

Returns	55 (576 yards)	1940
Yardage	671 (43 returns)	1943
Yards Per Game	74.6 (671 yards in 9 games)	1943
Yards Per Attempt	15.8 (23 attempts for 364 yards)	1959
Returns for Touchdowns	2	1999, 1959, 1957, 1951

Kickoff Returns

Returns	60 (1,113 yards)	2000
Yardage	1,187 (59 returns)	2002
Yards Per Game	104.8 (1,048 yards in 10 games)	2001
Yards Per Attempt	28.7 (14 attempts for 402 yards)	1943
Returns For Touchdowns	1	1997, 1984, 1983, 1958, 1944

Punting

Punts	96	1969
Fewest Punts	28	1954
Punting Average	43.4 (53 punts for 2,301 yards)	2001
Most Punts Had Blocked	4	1950, 1939

First Downs

First Downs	286	2003
Per Game	23.0 (253 first downs in 11 games)	1985
By Rushing	229	2006
By Passing	124	1993
By Penalty	21	1984



Adam Ballard rushed for 792 of Navy's school record 4,251 rushing yards

Penalties

Penalties	81 (595 yards)	2000
Fewest Penalties	32 (377 yards)	1964
Penalty Yards	676 (54 penalties)	1963
Fewest Penalty Yards	240 (33 penalties)	1942
Penalty Yards Per Game	67.6 (54 for 676 yards/10 games)	1963
Fewest Penalty Yards per Game	26.7 (33 for 240 yards in 9 games)	1942

Fumbles

Fumbles	44 (15 lost)	1946
Fewest Fumbles	14 (9 lost)	1961
Fumbles Lost	25 (of 38)	2002
Fewest Fumbles Lost	5	1938

Single-Game Defense

Rushing Defense

Fewest Rushing Attempts17 by Penn State, 1945
 Fewest Rushing Yards Allowed-80 by Columbia, 1943
 Fewest Rushing Yards Per Attempt-3.1 (26-for-80),Columbia,1943

Pass Defense

Fewest Pass Attempts Allowed0 vs.North Carolina, 1957
 Fewest Pass Completions0 last vs. North Carolina, 1957
 Fewest Passing Yards0 last vs. North Carolina, 1957
 Lowest Percentage Comp. (min. 10 att.)0.000 (0-for-11), W&M, 1957
 .000 (0-for-11), W&M, 1938
 Most Sacks7 vs. Temple, 2006

Pass Interceptions

Interceptions7 vs. Duke (107 yards), 1954
 Interception Yards123 vs. Lehigh (5 returns), 1986

Total Defense

Fewest Total Offense Attempts33 by Penn State, 1944
 33 by Cornell, 1944
 Fewest Total Offense Yards16 by Pennsylvania, 1954
 Fewest Total Offense Yards
 Per Attempt0.04 (39 for 16) by Pennsylvania, 1954

First Downs

Fewest Total0 by William & Mary, 1940

Punting

Most Times Opponent Forced to Punt16 vs. Army, 1937
 Lowest Punting Average (min. 5)24.5 (6 for 147) by Penn State, 1968

Season Defense

Rushing Defense

Fewest Rushing Attempts Allowed249 (443 yards), 1940
 Fewest Rushing Attempts Per Game27.7 (249 in 9 games), 1940
 Fewest Rushing Yards Allowed443 (249 attempts), 1940
 Fewest Rushing Yards Per Game49.2 (443 in 9 games), 1940
 Fewest Rushing Yards Allowed
 Per Attempt1.7 (484 yards in 282 attempts), 1944
 Fewest Rushing Touchdowns Allowed0, 1910
 Modern Record2, 1940

Pass Defense

Fewest Pass Attempts Allowed94, 1940
 Fewest Pass Attempts Allowed Per Game10.4 (94 in 9 games), 1940
 Fewest Pass Completions Allowed35, 1940
 Fewest Pass Completions Allowed Per Game3.89 (35 in 9 games), 1940;
 3.90 (39 in 10 games), 1957
 Lowest Completion Percentage292 (42 of 144), 1945
 Fewest Passing Yards Allowed387, 1955
 Fewest Passing Yards Allowed Per Game43.0 (387 in 9 games), 1955
 Fewest Touchdowns Allowed by Passing1; 1957, 1955, 1941
 Most Interceptions26, 1945
 Highest Percentage Had Intercepted181 (26 of 144), 1945

Total Defense

Fewest Total Offense Attempts Allowed343 (864 yards), 1940
 Fewest Total Offense Att. Allowed Per Game38.1 (343 in 9 games),1940
 Fewest Total Offense Yards Allowed864 (343 attempts), 1940
 Fewest Total Offense Yards Allowed Per Game96.0 (864 in 9 games), 1940
 Fewest Total Offense Yards Allowed Per Attempt2.5 (343 in 864), 1940

Scoring

Fewest Touchdowns Allowed0 (9 games), 1910
 Modern Record5 (9 games), 1941
 Fewest Extra Points Allowed0 (9 games), 1910
 Modern Record2 (9 games), 1941
 Fewest Two-Point Conversions Allowed0; 1986, 1985, 1966, 1961
 Fewest Points Allowed0 (9 games), 1910
 Modern Record34 (9 games), 1941

Punt Returns

Fewest Allowed12, 1997
 Fewest Yards Allowed34, 1981
 Fewest Yards Allowed Per Attempt1.9 (18 for 34), 1981

Punting

Most Opponent Punts105, 1940
 Lowest Opponent Punting Average32.7 (55 for 1,798), 1956
 Most Opponent Punts Blocked6, 1945

First Downs

Fewest Allowed36, 1940
 Fewest Allowed by Rushing18, 1940
 Fewest Allowed by Passing15, 1945

Penalties

Most Against Opponents87, 1992
 Most Yards Opponents Penalized779, 1982
 Most Yards Opponents Penalized Per Game70.8 (779 in 11),1982

Fumbles

Most by Opponents42, 1956
 Most Lost by Opponents25, 1962

This Is
Navy Football

United States
Naval Academy

Season
Outlook

Coaching
Staff

Midshipmen
Bios

2007
Opponents

2006
In Review

Record
Book

History of
Navy Football

Bowl
History

NMCM
Stadium

Media
Information

ALL-TIME LEADERS

This is Navy Football
United States Naval Academy
Season Outlook
Coaching Staff
Midshipmen Bios
2007 Opponents
2006 In Review
Record Book
History of Navy Football
Bowl History
NMMCM Stadium
Media Information

Rushing

Career (based on net yards)	Carries	Yds.	Avg.	TD
1. Napoleon McCallum, 1981-85	*908	*4,179	4.6	31
2. Chris McCoy, 1995-97	699	3,401	4.9	*43
3. Eddie Meyers, 1978-81	589	2,935	*5.0	16
4. Kyle Eckel, 2002-04	615	2,906	4.7	25
5. Cleveland Cooper, 1972-74	579	2,582	4.5	17
6. Alton Grizzard, 1987-90	599	2,174	3.6	15
7. Craig Candeto, 2001-03	499	1,949	3.9	33
8. Joe Gattuso Jr., 1975-77	411	1,890	4.6	13
9. Brian Madden, 1999, 2001	397	1,802	4.5	17
10. Chuck Smith, 1984-87	363	1,744	4.8	14

Season	Carries	Yds.	Avg.	TD
1. Napoleon McCallum, 1983	*331	*1,587	4.8	10
2. Chris McCoy, 1997	246	1,370	*5.6	*20
3. Napoleon McCallum, 1985	287	1,327	4.6	14
4. Eddie Meyers, 1981	277	1,318	4.8	8
5. Joe Gattuso Jr., 1977	266	1,292	4.9	6
6. Kyle Eckel, 2003	236	1,249	5.3	10
7. Chris McCoy, 1996	268	1,228	4.6	17
8. Kyle Eckel, 2004	235	1,147	4.9	11
9. Craig Candeto, 2003	271	1,112	4.1	16
10. Cleveland Cooper, 1972	192	1,046	5.4	4

Game (opponent, year)	Carries	Yds.
1. Eddie Meyers (Syracuse, 1981)	*42	*298
2. Eddie Meyers (Army, 1979)	*42	278
3. Sneed Schmidt (Columbia, 1935)	11	277
4. Chris McCoy (SMU, 1995)	26	273
5. Chris McCoy (Kent State, 1997)	27	268
6. Joe Gattuso, Jr. (William & Mary, 1977)	29	250
7. Dan Howard (Boston College, 1972)	34	239
8. Chuck Smith (Virginia, 1986)	39	230
9. Napoleon McCallum (Princeton, 1983)	37	229
10. Alton Grizzard (Pennsylvania, 1987)	23	225

Passing

Career (based on completions)	A	C	Int.	Pct.	Yds.	TD
1. Jim Kubiak, 1991-94	*969	*558	*47	576	*6,008	23
2. Bill Byrne, 1984-86	711	381	32	536	4,582	*29
3. Mike McNallen, 1968-70	818	349	42	427	3,996	13
4. John Cartwright, 1965-67	601	307	36	511	3,626	25
5. Roger Staubach, 1962-64	463	292	19	*631	3,571	18
6. Bob Leszczynski, 1976-78	542	271	32	500	3,945	26
7. Alton Grizzard, 1987-90	529	247	23	467	3,492	20
8. Allen Glenny, 1971-73	428	213	29	498	2,644	16
9. Bob Zastrow, 1949-51	450	183	*47	407	2,639	12
10. Brian Broadwater, 1998-00	342	170	10	497	2,500	14

Season	A	C	Int.	Pct.	Yds.	TD	Rtg.
1. Jim Kubiak, 1993	*401	*248	*30	*618	*2,628	11	117.46
2. Jim Kubiak, 1994	399	211	17	529	2,388	10	102.90
3. Bill Byrne, 1985	269	151	11	561	1,694	8	110.66
4. John Cartwright, 1967	241	129	9	535	1,537	9	111.95
5. Mike McNallen, 1968	280	124	19	443	1,342	6	78.05
6. Ricky Williamson, 1983	249	123	11	494	1,394	8	98.18
7. Alton Grizzard, 1990	240	121	14	504	1,438	*12	105.60
8. Bill Byrne, 1986	229	121	12	528	1,463	10	110.43
9. Mike McNallen, 1969	304	120	14	394	1,312	4	70.86
10. Craig Candeto, 2003	131	64	5	489	1,140	7	*131.95

Game (based on completions)

	A	C	Int.	Yds.	TD
1. Bill Byrne (Syracuse, 1985)	52	*37	2	399	2
2. Jim Kubiak (Wake Forest, 1991)	54	36	3	*406	2
3. Jim Kubiak (Louisville, 1993)	51	31	2	300	0
4. Jim Kubiak (Bowling Green, 1993)	34	28	1	317	2
5. Jim Kubiak (Air Force, 1994)	42	28	0	251	1
6. Jim Kubiak (SMU, 1993)	48	26	1	224	1
7. Bob Misch (South Carolina, 1985)	44	26	1	307	1
8. Jim Kubiak (Tulane, 1993)	38	25	3	274	2
9. Jim Kubiak (Virginia, 1994)	*55	25	2	298	0
10. Roger Staubach (Maryland, 1964)	39	25	2	231	3

Game (based on yardage)

	A	C	Int.	Yds.	TD
1. Jim Kubiak (Wake Forest, 1991)	54	36	3	*406	2
2. Bill Byrne (Syracuse, 1985)	52	*37	2	399	2
3. Jim Kubiak (Army, 1994)	34	24	3	361	2
4. Bill Byrne (Pittsburgh, 1984)	48	22	4	340	2
5. Jim Kubiak (Bowling Green, 1993)	34	28	1	317	2
6. Bob Misch (South Carolina, 1985)	44	26	1	307	1
7. Jim Kubiak (Air Force, 1993)	31	22	0	304	1
8. Brian Broadwater (Tulane, 2000)	34	20	2	302	2
9. Jim Kubiak (Louisville, 1993)	51	31	2	300	0
10. Jim Kubiak (Virginia, 1994)	*55	25	2	298	0

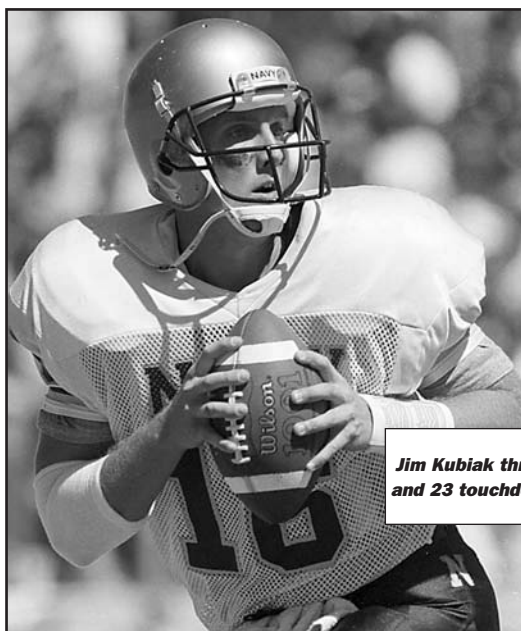
Pass Receiving

Career (based on receptions)

	No.	Yds.	TD
1. Rob Taylor, 1965-67	*129	*1,736	*13
2. Bert Calland, 1971-73	108	1,237	6
3. Kevin Hickman, 1991-94	107	1,178	6
4. Damon Dixon, 1991-94	102	1,176	5
5. Napoleon McCallum, 1981-85	96	796	2
6. Jason Van Matre, 1990-93	93	630	1
7. Mark Stevens, 1982-84	88	1,156	4
8. Larry Van Loan, 1971-73	83	1,259	7
9. Chris Weiler, 1981-84	79	1,029	8
10. Michael Jefferson, 1991-94	74	766	1

Season

	No.	Yds.	TD
1. Rob Taylor, 1967	*61	*818	*6
Bert Calland, 1972	*61	650	2
3. Jason Van Matre, 1993	59	393	1
4. Rob Taylor, 1966	55	727	4
5. Damon Dixon, 1993	51	620	3
Damon Dixon, 1994	51	556	2



Jim Kubiak threw for 6,008 yards and 23 touchdowns from 1991-94.

Interceptions

Career	No.	Yds.
1. John Sturges, 1974-77	*13	114
2. John Weaver, 1952-54	12	*225
Rick Bayer, 1965-67	12	191
4. Charlie Robinson, 1971-73	11	35
5. Sean Andrews, 1995-97	10	59
Gene Ford, 1973-75	10	129

Season	No.	Yds.
1. Sean Andrews, 1995	*8	30
John Sturges, 1977	*8	88
3. John Weaver, 1952	7	*165
Mike Galpin, 1976	7	87
5. Gene Ford, 1975	6	85

(13 with five interceptions in one season)

Punt Returns


Career (based on average)	No.	Yds.	Avg.
1. Hal Hamberg, 1942-44	31	410	*13.23
2. Pete Williams, 1945-48	35	461	13.17
3. Napoleon McCallum, 1981-85	73	*858	11.80
4. Jerry Dawson, 1987-90	18	197	10.90
5. Bill Busik, 1940-41	42	411	9.80
6. Phil McConkey, 1975-78	*80	736	9.20

Season (based on average)	No.	Yds.	Avg.
1. Bob Craig, 1953	10	168	*16.8
2. Terry Murray, 1967	11	167	15.2
3. Phil McConkey, 1977	19	257	13.5
4. Duncan Ingraham, 1965	10	131	13.1
5. Napoleon McCallum, 1983	21	272	13.0

Kickoff Returns

Career (based on average)	No.	Yds.	Avg.
1. Eric Wallace, 1982-84	22	638	*29.0
2. Pat McGrew, 1994-97	19	523	27.5
3. Tony Lane, 2001-2003	34	898	26.4
4. Karlos Whittaker, 2005	21	537	25.6
5. Joe Bellino, 1958-60	23	577	25.1

Season (based on average)	No.	Yds.	Avg.
1. Bob Jenkins, 1944	5	164	*32.8
2. Eric Wallace, 1984	9	268	29.7
3. Pat McGrew, 1997	15	541	29.4
4. Eric Wallace, 1983	13	370	28.5
5. Jack Forde, 1972	7	191	27.2



Jerry Dawson averaged 10.9 yards per punt return in his career, the fourth best average in school history

Punting

Career (based on avg. per punt/ 50 min.)	No.	Yds.	Avg.
1. John Skaggs, 2000-03	*130	*4,538	*42.5
2. Tray Calisch, 1997-99	108	4,397	40.7
3. Bill Busik, 1940-41	74	3,007	40.6
4. Dave Church, 1965-66	137	5,399	39.4
5. Brian Schrum, 1992-95	230	9,034	39.3

Season	No.	Yds.	Avg.
1. John Skaggs, 2001	48	2,151	*44.8
2. Bill Busik, 1941	41	1,797	43.8
3. Tom Moore, 1971	67	2,812	41.9
4. John Skaggs, 2003	36	1,491	41.4
5. John Skaggs, 2002	46	1,896	41.2

Total Offense

Career	Plays	Yds.	Avg.
1. Chris McCoy, 1995-97	1,005	*5,887	*5.9
2. Alton Grizzard, 1987-90	*1,128	5,666	5.0
3. Jim Kubiak, 1991-94	1,114	5,498	4.9
4. John Cartwright, 1965-67	929	4,406	4.7
5. Bill Byrne, 1984-86	794	4,399	5.5

Season	Plays	Yds.	Avg.
1. Chris McCoy, 1997	381	*2,573	*6.8
2. Jim Kubiak, 1993	450	2,496	5.5
3. Craig Candeto, 2003	402	2,252	5.6
4. Lamar Owens, 2005	335	2,179	6.5
5. Jim Kubiak, 1994	*462	2,175	4.7

Field Goals

Career	FG	Long	-40	40+
1. Steve Fehr, 1979-81	*42*	59	50	36-43
2. Todd Solomon, 1982-85	30	46	48	21-28
Bob Tata, 1976-78	30	46	48	23-32
4. Tom Vanderhorst, 1995-98	28	46	42	26-35
5. David Hills, 2000-01	24	28	47	16-19

Season	FG	Long	-40	40+
1. Steve Fehr, 1981	*18*	25	46	14-15
2. Tim Shubzda, 1999	17*	25	49	13-15
Steve Fehr, 1980	17	23	50	15-17
4. Todd Solomon, 1984	15	18	47	10-11
David Hills, 2001	15	16	47	10-11

Scoring

Career	TD	Xpt.	FG	Points
1. Chris McCoy, 1995-97	*44	%0	0	*264
2. Bill Ingram, 1916-18	34	59	0	263
3. Napoleon McCallum, 1981-85	33	%2	0	200
4. Craig Candeto, 2001-03	33	0	0	198
5. Joe Bellino, 1958-60	31	%12	0	198

Season	TD	Xpt.	FG	Points
1. Bill Ingram, 1917	*21	*48	0	*174
2. Chris McCoy, 1997	20	0	0	120
3. Joe Bellino, 1960	18	%2	0	110
4. Chris McCoy, 1996	17	0	0	102
5. Aaron Polanco, 2004	16	0	0	96
Craig Candeto, 2002	16	0	0	96
Craig Candeto, 2003	16	0	0	96

*Navy record
#Consecutive streak extended over two seasons
%Indicates points came on two-point conversion

This Is Navy Football
United States Naval Academy
Season Outlook
Coaching Staff
Midshipmen Bios
2007 Opponents
2006 In Review
Record Book
History of Navy Football
Bowl History
NMCN Stadium
Media Information

LONGEST PLAYS

Rushing

Player (Opponent, Year)	Yards
1. John Sai (Duke, 1963)	.93
2. Pat McGrew (Kent State, 1997)	.91
3. Joe Bellino (Virginia, 1960)	.90
4. Adam Ballard (Connecticut, 2006)	.81

Passing

Player (Opponent, Year)	Yards
1. Chris McCoy-Matt Scornavacchi (Tulane, 1995)	.87
2. Craig Candeto-Eric Roberts (Central Michigan, 2003)	.86
3. Rob Klemick-Jim Stewart (Miami, Fla., 1961)	.83
4. Brian Broadwater-Dominic Bailey (Tulane, 2000)	.81
5. J.P. Blecksmith-Eric Roberts (Northwestern, 2002)	.79

Interceptions

Player (Opponent, Year)	Yards
1. John Raster (Army, 1951)	.100
2. Gerald Wilson (VMI, 1997)	.95
3. Nick Markoff (William & Mary, 1961)	.80
Frank Dattilo (Air Force, 1960)	.80
Sammy Boothe (William & Mary, 1941)	.80

Kickoff Returns

Player (Opponent, Year)	Yards
1. Eric Wallace (Air Force, 1984)	.97
2. Eric Wallace (Army, 1983)	.95
3. Bobby Jenkins (Georgia Tech, 1944)	.85
4. Reggie Campbell (Massachusetts, 2006)	.72

Punt Returns

Player (Opponent, Year)	Yards
1. Frank Brady (Maryland, 1951)	.100
2. Dick Pariseau (Boston College, 1959)	.80
3. Mike Lettieri (Georgia Tech, 1968)	.79
*4. John Weaver (William & Mary, 1953)	.76


Field Goals

Player (Opponent, Year)	Yards
1. Todd Solomon (Princeton, 1984)	.52
2. Steve Fehr (Army, 1980)	.50
3. Tim Shubzda (Rice, 1999)	.49
Steve Fehr (Villanova, 1980)	.49
5. Bob Tata (Boston College, 1978)	.48
Steve Dykes (Notre Dame, 1974)	.48
Steve Young (Notre Dame, 1983)	.48
Ted Fundoukos (Pittsburgh, 1987)	.48
Ted Fundoukos (Notre Dame, 1987)	.48
Ted Fundoukos (James Madison, 1988)	.48

Punts

Player (Opponent, Year)	Yards
1. Emmett Wood (William & Mary, 1939)	.79
2. Bill Busik (Army, 1941)	.77
3. Tom Moore (Boston College, 1970)	.74
Dave Church (Penn State, 1966)	.74
Dick Guest (Stanford, 1954)	.74

**-Did not score*




Todd Solomon kicked a school record 52 yard field goal against Princeton in 1984

YEAR-BY-YEAR LEADERS

Rushing

Year	Name	Rushes	Yds.
2006	..Adam Ballard	..154	..792
2005	..Lamar Owens	..213	..880
2004	..Kyle Eckel	..235	..1,147
2003	..Kyle Eckel	..236	..1,249
2002	..Craig Candeto	..177	..775
2001	..Brian Madden	..217	..905
2000	..Brian Broadwater	..151	..597
1999	..Brian Madden	..180	..897
1998	..Brian Broadwater	..162	..679
1997	..Chris McCoy	..246	..1,370
1996	..Chris McCoy	..268	..1,228
1995	..Chris McCoy	..168	..803
1994	..Monty Williams	..74	..215
1993	..Jason Van Matre	..88	..428
1992	..Jason Van Matre	..188	..632
1991	..Jason Van Matre	..141	..544
1990	..Jason Pace	..136	..565
1989	..Alton Grizzard	..190	..626
1988	..Alton Grizzard	..190	..633
1987	..Alton Grizzard	..152	..519
1986	..Chuck Smith	..190	..933
1985	..Napoleon McCallum	..287	..1,327
1984	..Rich Clouse	..134	..557
1983	..Napoleon McCallum	..331	..1,587
1982	..Napoleon McCallum	..165	..739
1981	..Eddie Meyers	..277	..1,318
1980	..Eddie Meyers	..204	..957
1979	..Eddie Meyers	..106	..651
1978	..Steve Callahan	..175	..766
1977	..Joe Gattuso Jr.	..266	..1,292
1976	..Joe Gattuso Jr.	..142	..591
1975	..Bob Jackson	..184	..849
1974	..Cleveland Cooper	..166	..638
1973	..Cleveland Cooper	..221	..898
1972	..Cleveland Cooper	..192	..1,046
1971	..Dan Howard	..118	..411
1970	..Andy Pease	..92	..399
1969	..Dan Pike	..117	..329
1968	..Dan Pike	..123	..500
1967	..Jeri Balsly	..159	..559
1966	..Terry Murray	..171	..663
1965	..Terry Murray	..117	..391
1964	..Kip Paskewich	..65	..363
1963	..Pat Donnelly	..99	..603
1962	..Pat Donnelly	..102	..338
1961	..John Sai	..95	..472
1960	..Joe Bellino	..168	..834
1959	..Joe Bellino	..99	..564
1958	..Joe Matalavage	..40	..271
1957	..Harry Hurst	..112	..634
1956	..Ned Oldham	..90	..393
1955	..Ned Oldham	..86	..404
1954	..Joe Gattuso Sr.	..88	..636
1953	..Joe Gattuso Sr.	..98	..412
1952	..Fred Franco	..163	..691
1951	..Fred Franco	..103	..369
1950	..Frank Hauff	..113	..443
1949	..Dave Bannerman	..110	..416
1948	..Pete Williams	..57	..269
1947	..Bill Hawkins	..111	..507
1946	..Pete Williams	..85	..353
1945	..Clyde Scott	..62	..334
1944	..Bobby Jenkins	..111	..527
1943	..Hillis Hume	..87	..463
1942	..Gordon Studer	..57	..225
1941	..Bill Busik	..124	..609
1940	..Bill Busik	..114	..466
1939	..Louis Mayo	..51	..221
1938	..Emmett Wood	..126	..550

Brian Madden led the Mids in rushing in 1999 and 2001



Passing

Year	Name	Att.	Comp.	Yds.	TD
2006	..Kaheaku-Enhada	..48	..23	..384	..5
2005	..Lamar Owens	..122	..63	..1,299	..6
2004	..Aaron Polanco	..114	..61	..1,131	..8
2003	..Craig Candeto	..131	..64	..1,140	..7
2002	..Craig Candeto	..103	..51	..843	..5
2001	..Brian Madden	..145	..62	..902	..4
2000	..Brian Broadwater	..137	..73	..858	..3
1999	..Brian Broadwater	..107	..50	..806	..4
1998	..Brian Broadwater	..98	..47	..838	..7
1997	..Chris McCoy	..135	..69	..1,203	..11
1996	..Chris McCoy	..109	..49	..759	..6
1995	..Ben Fay	..144	..73	..869	..3
1994	..Jim Kubiak	..399	..211	..2,388	..10
1993	..Jim Kubiak	..401	..248	..2,628	..11
1992	..Jason Van Matre	..151	..72	..955	..6
1991	..Jim Kubiak	..154	..93	..957	..2
1990	..Alton Grizzard	..240	..121	..1,438	..12
1989	..Alton Grizzard	..147	..67	..1,109	..4
1988	..Gary McIntosh	..81	..35	..504	..2
1987	..Alton Grizzard	..73	..30	..490	..2
1986	..Bill Byrne	..229	..121	..1,463	..10
1985	..Bill Byrne	..269	..151	..1,694	..8
1984	..Bill Byrne	..213	..109	..1,425	..11
1983	..Rick Williamson	..249	..123	..1,394	..8
1982	..Marco Pagnanelli	..169	..98	..1,133	..7
1981	..Marco Pagnanelli	..140	..80	..1,010	..1
1980	..Fred Reitzel	..163	..76	..908	..7
1979	..Bob Powers	..154	..65	..983	..7
1978	..Bob Leszczynski	..161	..77	..1,282	..9
1977	..Bob Leszczynski	..223	..110	..1,509	..8
1976	..Bob Leszczynski	..158	..84	..1,154	..9
1975	..Phil Poirier	..104	..49	..729	..3
1974	..Phil Poirier	..143	..58	..656	..2

1973	..Al Glenny	..207	..101	..1,295	..9
1972	..Fred Stuvek	..109	..54	..583	..1
1971	..Fred Stuvek	..186	..92	..1,125	..6
1970	..Mike McNallen	..234	..105	..1,342	..3
1969	..Mike McNallen	..304	..120	..1,312	..4
1968	..Mike McNallen	..280	..124	..1,342	..6
1967	..John Cartwright	..241	..129	..1,537	..9
1966	..John Cartwright	..188	..96	..1,146	..10
1965	..John Cartwright	..172	..82	..943	..6
1964	..Roger Staubach	..204	..119	..1,131	..4
1963	..Roger Staubach	..161	..107	..1,474	..7
1962	..Roger Staubach	..98	..67	..966	..7
1961	..Ron Klemick	..183	..84	..1,035	..6
1960	..Hal Spooner	..111	..65	..805	..8
1959	..Jim Maxfield	..123	..55	..711	..3
1958	..Joe Tranchini	..118	..67	..837	..10
1957	..Tom Forrester	..183	..93	..1,270	..8
1956	..Tom Forrester	..106	..57	..808	..5
1955	..George Welsh	..150	..94	..1,319	..8
1954	..George Welsh	..95	..47	..603	..8
1953	..George Welsh	..82	..39	..489	..4
1952	..Bob Cameron	..76	..34	..456	..3
1951	..Bob Zastrow	..108	..37	..486	..1
1950	..Bob Zastrow	..190	..80	..1,137	..3
1949	..Bob Zastrow	..178	..74	..1,126	..9
1948	..Reaves Baysinger	..110	..45	..553	..0
1947	..Bob Home	..83	..45	..620	..2
1946	..Reaves Baysinger	..47	..15	..269	..1
1945	..Bob Hoernschmeyer	..58	..27	..368	..4
1944	..C.B. Smith	..45	..19	..NA	..NA
1943	..Hal Hamberg	..90	..35	..509	..8
1942	..Hal Hamberg	..60	..16	..238	..2
1941	..Bill Busik	..46	..15	..244	..0
1940	..Bill Busik	..82	..29	..394	..0
1939	..Bob Leonard	..52	..20	..302	..0
1938	..Lemuel Cooke	..122	..63	..815	..0

- This Is Navy Football
- United States Naval Academy
- Season Outlook
- Coaching Staff
- Midshipmen Bios
- 2007 Opponents
- 2006 In Review
- Record Book
- History of Navy Football
- Bowl History
- NMCM Stadium
- Media Information



Receiving

Year	Name	Rec.	Yds.	TD
2006	Jason Tomlinson	16	195	2
2005	Jason Tomlinson	25	445	1
2004	Jason Tomlinson	16	273	1
2003	Eric Roberts	20	493	5
2002	Eric Roberts	17	429	2
2001	Jeff Gaddy	24	365	2
2000	Brandon Rampani	22	324	1
1999	Matt O'Donnell	22	347	0
1998	Ryan Read	17	433	6
1997	Pat McGrew	18	407	3
1996	Astor Heaven	19	396	2
1995	Cory Schemm	25	327	1
1994	Damon Dixon	51	556	2
1993	Jason Van Matre	59	393	1
1992	Tom Pritchard	30	404	4
1991	Tom Pritchard	35	569	2
1990	Jerry Dawson	46	649	5
1989	Shane Smith	23	356	1
1988	Carl Jordan	29	511	4
1987	Don Hughes	13	261	1
1986	Mike Ray	30	403	2
1985	Napoleon McCallum	44	358	1
1984	Chris Weiler	44	711	6
1983	Mark Stevens	41	483	3
1982	Bill Cebak	26	415	3
1981	Greg Papajohn	35	517	1
1980	Curt Gainer	24	340	3
1979	Dave Dent	17	269	3
1978	Phil McConkey	22	532	6
1977	Phil McConkey	34	596	4
1976	Dave King	27	443	2
1975	Kevin Sullivan	19	336	1
1974	Robin Ameen	26	403	2
1973	Larry Van Loan	33	542	4
1972	Bert Calland	61	650	2
1971	Larry Van Loan	41	589	3
1970	Mick Barr	34	403	1
1969	Mick Barr	19	189	0
1968	Bill Newton	29	358	0
1967	Rob Taylor	61	818	6
1966	Rob Taylor	55	727	4
1965	Phil Norton	35	429	0
1964	Ed "Skip" Orr	31	299	0
1963	Ed "Skip" Orr	25	321	1
1962	Jim Stewart	24	399	1
1961	Jim Stewart	23	498	3
1960	Jim Luper	22	307	2
1959	Dick Pariseau	20	228	1
1958	Joe Bellino	19	240	2
1957	Pete Jokanovich	32	386	0
1956	Earle Smith	14	151	1
1955	Ron Beagle	30	451	4
1954	Ron Beagle	23	262	3
1953	Ron Beagle	14	146	1
1952	Dean Smith	11	115	0
1951	Dean Smith	9	141	2
1950	Bill Wilson	15	266	1
1949	Bill Wilson	15	250	1
1948	Phil Ryan	12	163	0
1947	Arthur Markel	21	235	1
1946	Pete Williams	12	171	2
1945	Dick Duden	14	200	NA
1944	Leon Bramlett	10	145	NA
1943	Hillis Hume	13	194	2
1942	Ben Martin	11	126	2
1941	Sammy Boothe	6	103	0
1940	Bob Zoeller	9	92	0
1939	Ulmont Whitehead	8	123	0
1938	Lucien Powell	NA	312	0

Punt Returns

Year	Name	No.	Yds.	Avg.
2006	Jason Tomlinson	18	116	6.4
2005	Jason Tomlinson	11	89	8.1
2004	Jason Tomlinson	22	162	7.4
2003	Jason Tomlinson	19	146	7.7
2002	Mike McIlravy	12	44	3.7
2001	Gene Reese	9	97	10.8
2000	Billy Hubbard	30	156	5.2
1999	Billy Hubbard	35	259	7.4
1998	Ryan Read	20	97	4.8
1997	Mark Mill	24	170	7.1
1996	Ross Scott	10	110	11.0
1995	Matt Scornavacchi	16	64	4.0
1994	Damon Dixon	29	188	6.5
1993	Damon Dixon	28	251	9.0
1992	Michael Jefferson	14	64	4.6
1991	B.J. Mason	6	42	7.0
	Chad Chatlos	6	42	7.0
1990	Jerry Dawson	18	197	10.9
1989	Dave Lerch	18	130	7.2
1988	Dave Lerch	17	117	6.9
1987	Dave Lerch	17	99	5.8
1986	Marc Firlie	29	197	6.8
1985	Napoleon McCallum	18	157	8.7
1984	Steve Brady	8	60	7.5
1983	Napoleon McCallum	21	272	13.0
1982	Napoleon McCallum	32	379	11.8
1981	Jeff Shoemaker	11	62	5.6
1980	Steve Callahan	18	118	6.6
1979	Jon Ross	21	75	3.6
1978	Phil McConkey	19	175	9.2
1977	Phil McConkey	19	257	13.5
1976	Phil McConkey	27	190	7.0
1975	Mike Galpin	17	76	4.5
1974	Robin Ameen	16	71	4.4
1973	Mike Phillips	22	135	6.1
1972	Bert Calland	14	98	7.0
1971	Tom Moore	10	39	3.9
1970	Bob Elflein	7	50	7.1
1969	Steve Dmetruk	22	133	6.0
1968	Mike Lettieri	10	123	12.3
1967	Terry Murray	11	167	15.1
1966	Terry Murray	17	102	6.0
1965	Jim Angel	13	138	10.6
1964	Ed "Skip" Orr	17	135	7.9
1963	Bob Sutton	10	59	5.9
1962	Bob Sutton	17	124	7.2
1961	Bob Sutton	14	159	11.3
1960	John Prichard	6	32	5.3
1959	Joe Bellino	6	123	20.5
	Bob Correll	6	74	12.3
1958	5 players with 3			
1957	Ned Oldham	13	131	10.0
1956	Paul Gober	8	79	9.9
1955	Chet Burchett	12	38	3.1
1954	Bob Craig	11	96	8.7
1953	Bob Craig	10	168	16.8
1952	Frank Brady	20	127	6.4
1951	Frank Brady	13	183	14.1
1950	Bill Powers	18	197	10.9
1949	Duff Arnold	5	37	7.4
	Tony Bartuska	5	55	11.0
1948	Pete Williams	9	157	17.4
1947	Bob Schwoeffermann	15	147	9.8
1946	Pete Williams	14	158	11.3
1945	Clyde Scott	14	133	9.5
1944	Hal Hamberg	11	114	10.4
1943	Hal Hamberg	11	156	14.2
1942	Hal Hamberg	9	140	15.6
1941	Bill Busik	16	131	8.2
1940	Bill Busik	26	280	10.8
1939	Bob Leonard	10	101	10.1


Scoring

Year	Name	TD	XP	FG	Pts.
2006	Matt Harmon	0	37	8	61
2005	Joey Bullen	0	52	9	79
2004	Aaron Polanco	16	0	0	96
2003	Craig Candeto	16	0	0	96
2002	Craig Candeto	16	0	0	96
2001	David Hills	0	16	15	61
2000	David Hills	0	17	9	44
1999	Tim Shubzda	0	37	17	88
1998	Tom Vanderhorst	0	27	6	45
1997	Chris McCoy	20	0	0	120
1996	Chris McCoy	17	0	0	102
1995	Chris McCoy	7	0	0	42
1994	Monty Williams	8	0	0	48
1993	Brad Stramanak	10	0	0	60
1992	Tim Rogers	0	15	6	33
1991	Brad Stramanak	5	0	0	30
1990	Frank Schenk	0	24	7	45
1989	Frank Schenk	0	13	12	49
1988	Ted Fundoukos	0	21	10	51
1987	Ted Fundoukos	0	12	10	42
1986	Chuck Smith	12	0	0	72
1985	Napoleon McCallum	15	0	0	90
1984	Todd Solomon	0	20	15	65
1983	Napoleon McCallum	11	0	0	66
1982	Steve Young	0	18	6	36
1981	Steve Fehr	0	22	18	76
1980	Steve Fehr	0	24	17	75
1979	Steve Fehr	0	17	7	38
1978	Bob Tata	0	25	14	67
1977	Bob Tata	0	26	9	53
1976	Joe Gattuso Jr.	8	0	0	48
1975	Larry Muczynski	0	24	13	63
1974	Steve Dykes	0	11	6	29
1973	Cleveland Cooper	12	2	0	74
1972	Dan Howard	7	2	0	44
1971	Andy Pease	4	4	0	28
1970	Roger Lanning	0	12	5	27
1969	Ron Marchetti	4	0	0	24
1968	Mike McNallen	4	2	0	26
1967	John Church	0	17	8	41
1966	Terry Murray	6	0	0	36
1965	Terry Murray	5	0	0	30
1964	Kip Paskewich	5	2	0	32
1963	John Sai	10	0	0	60
1962	Roger Staubach	7	0	0	42
1961	Greg Mather	1	22	11	61
1960	Joe Bellino	18	2	0	110
1959	Joe Bellino	8	0	0	48
1958	Joe Bellino	5	5	0	40
1957	Ned Oldham	8	21	0	69
1956	Ned Oldham	7	11	0	53
1955	Dick Guest	6	2	0	38
1954	Joe Gattuso Sr.	9	1	0	55
1953	Phil Monahan	5	0	0	30
1952	Fred Franco	5	0	0	30
1951	Dean Smith	4	0	0	24
1950	Bob Zastrow	5	0	0	30
1949	Roger Drew	0	19	0	19
1948	Bill Hawkins	4	0	0	24
1947	Bill Hawkins	5	1	0	31
1946	Bill Hawkins	6	14	0	50
1945	Clyde Scott	7	0	0	42
1944	Clyde Scott	6	0	0	36
1943	Joe Finos	3	15	0	33
1942	Ben Martin	3	0	0	18
	Hillis Hume	3	0	0	18
1941	Howie Clark	6	0	0	36
1940	Wesley Gebert	2	0	0	12
	Howie Clark	2	0	0	12
	Alan Cameron	2	0	0	12
	Bill Busik	2	0	0	12
1939	Bob Leonard	2	3	1	18
1938	Emmett Wood	6	9	0	45
1937	Emmett Wodd	6	6	0	42
1936	Bill Ingram	4	7	1	34

1935	John Schmidt	8	0	0	48
1934	Buzz Borries	10	0	0	60
1933	Buzz Borries	5	0	0	30
1932	Gordon Chung-Hoon	4	0	0	24
1931	Harry Tschirgi	4	0	0	24
1930	Lou Kim	6	0	0	36
1929	Joe Clifton	5	1	0	31
1928	Charles Maure	5	0	0	30
1927	Whitey Lloyd	9	0	0	54
1926	Howard Caldwell	7	0	0	42
	Tom Hamilton	1	18	6	42
1925	Allen Shapley	6	8	0	42

Kickoff Returns

Year	Name	No.	Yds.	Avg.
2006	Reggie Campbell	17	357	21.0
2005	Karlos Whittaker	21	537	25.6
2004	Jeremy McGown	15	309	20.6
2003	Jeremy McGown	14	316	22.6
2002	Tony Lane	22	484	22.0
2001	Tony Lane	34	898	26.4
2000	Rashad Jamal	28	535	19.1
1999	John Vereen	26	550	21.2
1998	John Vereen	20	372	18.6
1997	Pat McGrew	15	441	29.4
1996	Enrico Hunter	22	474	21.5
1995	Neal Plaskonos	13	275	21.2
1994	Michael Jefferson	38	820	21.6
1993	Billy James	34	715	21.0
1992	Michael Jefferson	33	723	21.9
1991	Cleavon Smith	12	257	21.4
	David Owens	12	202	16.8
1990	Jerry Dawson	30	531	17.7
1989	B.J. Mason	25	481	19.2
1988	Luther Archer	22	452	20.5
1987	Jason Pace	16	305	19.1
1986	Vernon Wallace	17	344	20.2
1985	Napoleon McCallum	20	488	24.4
1984	Eric Wallace	9	268	29.7
	Rich Clouse	9	160	17.7
1983	Napoleon McCallum	17	360	21.2
1982	Napoleon McCallum	16	332	20.8
1981	Tim Jackson	12	228	19.0
1980	Jon Ross	7	143	20.4
1979	Jon Ross	10	215	21.5
1978	Sandy Jones	8	211	26.3
1977	Phil McConkey	14	231	16.5
1976	Gregg Milo	12	199	16.6
1975	Mike Galpin	15	288	19.2
1974	Ike Owens	8	120	15.0
1973	Ike Owens	18	452	25.1
1972	Ike Owens	12	210	17.5
1971	Jack Forde	22	511	23.2
1970	Bob Efllein	32	760	23.8
1969	Dan Pike	15	301	20.0
1968	Mike Lettieri	11	255	23.1
1967	Terry Murray	12	261	21.7



Phil McConkey led Navy in kickoff returns in 1977

1966	Terry Murray	17	295	17.3
1965	Duncan Ingraham	11	243	22.0
1964	Tom Leiser	15	293	19.5
1963	John Sai	10	216	21.6
1962	John Sai	14	308	22.0
1961	Jim Stewart	8	171	21.3
1960	Joe Bellino	13	286	22.0
1959	Joe Bellino	6	88	14.6
1958	Dick Dagampat	7	95	13.5
1957	Ned Oldham	7	138	19.7
1956	Paul Gober	5	104	20.8
1955	Dick Guest	4	86	21.5
1954	Jack Garrow	4	99	24.8
1953	Phil Monahan	5	125	25.0
1952	Six players tied with 3			
1951	Fred Franco	6	108	18.0
1950	Frank Brady	5	105	21.0
1949	Henry Arnold	9	186	20.7
1948	Pete Williams	11	176	16.0
1947	Ben Moore	9	196	21.8
1946	Pete Williams	7	113	16.1
1945	Pete Williams	NA	83	NA
1944	Bobby Jenkins	5	164	32.8
1943	Hal Hamberg	NA	119	NA
1942	Alan Cameron	5	135	27.0
1941	Not available	NA	NA	NA
1940	Not available	NA	NA	NA
1939	Tom Blount	4	117	29.3

Interceptions

Year	Name	No.	Yds.
2006	Jeremy McGown	3	21
2005	Keenan Little	2	0
	Greg Thrasher	2	16
	Greg Sudderth	2	16
2004	Hunter Reddick	3	8
	DuJuan Price	3	58
2003	Josh Smith	4	53
	Eddie Carthan	4	61
2002	Josh Smith	2	69
2001	Matt Brooks	2	16
	Paul Clarkson	2	23
2000	Chris Lepore	5	22
1999	Davede Alexander	3	18
1998	Mike Wiedl	2	0
	Adam Crecion	2	4
1997	Gerald Wilson	3	96
1996	Rashad Smith	4	93
1995	Sean Andrews	8	30
1994	Chris Hart	2	49
	Andy Thompson	2	17
1993	Chris Hart	3	0
1992	Chad Chatlos	4	13
1991	Chad Chatlos	5	68
1990	Bill Yancey	5	40
1989	Bob Weissenfels	3	0
1988	Bob Weissenfels	2	0
1987	Larry Dickinson	4	46
1986	Marc Firlie	2	0
	Tom Doman	2	61
1985	Vince McBeth	3	43
1984	Marc Firlie	5	79
1983	Andy Ponseigo	5	28
	Steve Brady	5	145
	Eric Wallace	5	26
1982	Brian Cianella	4	18
1981	Jeff Shoemaker	5	17
1980	Elliott Reagans	5	25
1979	Mike Kronzer	3	21
1978	Fred Reitzel	5	23
1977	John Sturges	8	88
1976	Mike Galpin	7	87
1975	Gene Ford	6	85
1974	Gene Ford	3	29
	John Sturges	3	15
1973	Charlie Robinson	3	14
1972	Pat Virtue	4	31
1971	Charlie Robinson	5	23

1970	Mark Schickner	5	46
1969	Oz Fretz	2	11
	Steve Dmetruk	2	3
1968	Jeff Lammers	3	6
1967	Rick Bayer	5	80
1966	Rick Bayer	5	98
1965	Jim Angel	3	0
	Bernie George	3	27
1964	Ed "Skip" Orr	4	11
	Duncan Ingraham	4	92
1963	Steve Moore	3	25
1962	Bob Sutton	3	18
1961	Bob Sutton	4	26
1960	Joe Bellino	2	47
	John Pritchard	2	18
1959	Dick Pariseau	3	61
	Joe Bellino	3	37
1958	Jim Maxfield	3	27
1957	Ned Oldham	3	49
	Tom Forrestal	3	21
1956	Harry Hurst	4	20
1955	George Welsh	3	8
1954	John Weaver	4	44
1953	John Hopkins	3	91
1952	John Weaver	7	165
1951	Frank Hauff	2	38
	Frank Brady	2	25
1950	Bill Powers	4	20
	John Gurski	4	89
	Ted Kukowski	4	36
1949	3 players with	1	NA
1948	Pete Williams	1	5
	Bill Hawkins	1	1
1947	Reaves Baysinger	4	NA
1946	Pete Williams	4	24
1945	Clyde Scott	4	108
1944	Not available	NA	NA
1943	Hillis Hume	3	22
1942	Hillis Hume	3	33
1941	Not available	NA	NA
1940	Not available	NA	NA
1939	Not available	NA	NA
1938	Emmett Wood	4	40

Tackles

Year	Name	No.
2006	Rob Caldwell	109
2005	Rob Caldwell	140
2004	Josh Smith	119
2003	Josh Smith	108
2002	Josh Smith	127
2001	Lenter Thomas	98
2000	Chris Lepore	109
1999	Chris Lepore	127
1998	Jamie Doffermyre	127
1997	Gervy Alota	105
1996	Clint Bruce	125
1995	Clint Bruce	117
1994	Andy Thompson	112
1993	Javier Zuluaga	144
1992	Javier Zuluaga	146
1991	Chad Chatlos	106
1990	Bill Bowling	109
1989	Bob Weissenfels	109
1988	Bob Weissenfels	94
1987	Mark Pimpo	139
1986	Vince McBeth	154
1985	Jim Dwyer	121
1984	Jim Dwyer	127
1983	Andy Ponseigo	135
1982	Andy Ponseigo	169
1981	Andy Ponseigo	152
1980	Mike Kronzer	148
1979	Mike Kronzer	139
1978	Tom Paulk	117
1977	Pfunandre Redvict	91
	Bob DeStafney	91
	Tackles not kept from 1971-76	—
1970	Chuck Voith	147

Tackles not kept prior to 1970

Bold indicates returning players

This Is Navy Football
 United States Naval Academy
 Season Outlook
 Coaching Staff
 Midshipmen Bios
 Opponents 2007
 In Review 2006
 Record Book
 History of Navy Football
 Bowl History
 NMCM Stadium
 Media Information

ADDITIONAL STATISTICS

This Is Navy Football

Top-50 Rushing games (since 1948)

United States Naval Academy


Season Outlook

Coaching Staff

Midshipmen Bios

2007 Opponents

2006 In Review



Brian Hampton rushed for 182 of Navy's 464 yards against Connecticut on Sept. 30, 2006

	Yds.	Opponent	Date
1.	563	Kent State	11/22/97
2.	530	Central Michigan	11/22/03
3.	515	Colgate	10/17/98
4.	513	Columbia	11/13/54
5.	490	Army	12/3/05
6.	476	Rutgers	11/20/04
7.	467	Kent State	9/19/98
8.	467	Colorado State	12/22/05
9.	464	Connecticut	9/30/06
10.	463	Wake Forest	10/26/96
11.	451	Hawai'i	11/20/99
12.	438	Delaware	11/9/96
13.	435	Duke	11/4/06
14.	428	Pennsylvania	10/17/87
15.	424	SMU	9/9/95
16.	424	Air Force	10/7/78
17.	422	Dartmouth	10/4/86
18.	421	Army	12/07/02
19.	420	Temple	11/19/06
20.	418	Tulane	11/5/05
21.	417	Tulane	11/13/99
22.	410	Yale	10/1/88
23.	403	East Carolina	9/2/06
24.	402	Virginia	9/13/75
25.	399	Kent State	9/11/99
26.	396	Columbia	11/12/55
27.	394	William & Mary	9/28/57
28.	391	William & Mary	10/22/77
29.	390	William & Mary	10/24/81
30.	389	Syracuse	11/7/81
31.	388	West Virginia	10/2/99
32.	388	Connecticut	9/20/75
33.	384	Princeton	10/15/83
34.	383	William & Mary	9/29/56
35.	380	Boston College	10/19/02
36.	380	Army	12/6/97

37.	378	Northwestern	9/21/02
38.	377	Duke	9/30/95
39.	375	Temple	11/19/05
40.	374	Boston College	9/30/72
41.	373	Rutgers	9/27/03
42.	372	Eastern Michigan	9/20/03
43.	371	Rutgers	11/6/99
44.	370	VMI	8/30/03
45.	368	Stanford	9/16/06

46.	366	Rice	10/18/03
47.	366	Army	12/1/73
48.	366	Virginia	11/12/60
49.	362	Tulane	11/11/00
50.	361	Princeton	10/17/53

Two Players with 100+Yards Rushing in a Game (since 1948)

Record Book

History of Navy Football

Bowl History


NMCM Stadium

Media Information

Date	Players (Att.-Yds.)	Opponent	Date	Players (Att.-Yds.)	Opponent
11/18/50	David Bannerman (26-155)	Columbia	10/17/98	Brian Broadwater (26-216)	Colgate
11/17/51	Frank Hauff (24-123)		11/7/98	Jon Limbert (12-111)	
1/1/55	Dean Smith (17-124)	Columbia	10/2/99	Irv Dingle (19-134)	Rutgers
9/28/57	Victor Vine (16-105)		11/13/99	Brian Broadwater (29-132)	
10/11/63	Joe Gattuso Sr. (16-111)	Rice (Sugar Bowl)	11/20/99	Dre Brittingham (12-124)	West Virginia
10/27/73	John Weaver (16-106)		9/27/03	Brian Broadwater (23-110)	
12/1/73	Harry Hurst (9-137)	William & Mary	11/01/03	Brian Madden (25-144)	Tulane
11/29/75	Ned Oldham (11-103)		11/22/03	Raheem Lambert (19-101)	
10/10/81	Pat Donnelly (15-109)	SMU	10/7/06	Brian Madden (29-150)	Hawai'i
10/15/83	Roger Staubach (18-107)		11/4/06	Raheem Lambert (18-120)	
10/31/92	Cleveland Cooper (26-123)	Pittsburgh	11/18/06	Kyle Eckel (18-104)	Rutgers
9/7/96	Robert Jackson (18-101)			Eric Roberts (9-125)	
9/21/96	Ed Gilmore (12-123)	Army		Kyle Eckel (26-120)	Tulane
9/28/96	Cleveland Cooper (18-102)			Craig Candeto (18-140)	
12/6/97	Robert Jackson (25-133)	Army		Kyle Eckel (18-167)	Central Michigan
9/19/98	Gerry Goodwin (18-114)			Craig Candeto (13-150)	
	Eddie Meyers (38-179)	Air Force		Adam Ballard (15-129)	Colorado State
	Marco Pagnanelli (16-106)			Reggie Campbell (16-116)	
	Napoleon McCallum (37-229)	Princeton		Adam Ballard (26-120)	Stanford
	Bryan Caraveo (25-122)			Reggie Campbell (13-110)	
	Jason Van Matre (26-128)	Delaware		Brian Hampton (27-182)	Connecticut
	Duke Ingraham (23-105)			Reggie Campbell (5-101)	
	Tim Cannada (17-107)	Rutgers		Adam Ballard (27-134)	Air Force
	Chris McCoy (22-101)			Brian Hampton (22-105)	
	Chris McCoy (27-140)	SMU		Kaip-Noa Kaheaku-Enhada (19-114)	Duke
	Omar Nelson (16-108)			Adam Ballard (27-103)	
	Chris McCoy (33-183)	Boston College		Kaip-Noa Kaheaku-Enhada (19-140)	Temple
	Omar Nelson (14-118)			Shun White (7-114)	
	Chris McCoy (31-205)	Army			
	Tim Cannada (30-133)				
	Steve Holley (29-188)	Kent State			
	Irv Dingle (19-151)				

Navy Quarterbacks Who Have Rushed For 100 Yards In A Game

Date	Player	Att-Yds.	Opponent
10/11/63	Roger Staubach	18-107	SMU
11/18/67	John Cartwright	17-123	Vanderbilt
10/10/81	Marco Pagnanelli	16-106	Air Force
10/17/87	Alton Grizzard	23-225	Pennsylvania
10/1/88	Gary McIntosh	7-102	Yale
11/5/88	Alton Grizzard	22-103	Syracuse
10/7/89	Alton Grizzard	21-168	Air Force
11/11/89	Alton Grizzard	20-115	Syracuse
10/31/92	Jason Van Matre	26-128	Delaware
9/9/95	Chris McCoy	26-273	SMU
9/30/95	Chris McCoy	22-144	Duke
11/11/95	Ben Fay	22-119	Delaware
11/18/95	Chris McCoy	17-104	Tulane
9/7/96	Chris McCoy	22-101	Rutgers
9/14/96	Chris McCoy	27-140	SMU
9/28/96	Chris McCoy	33-183	Boston College
10/12/96	Chris McCoy	20-181	Wake Forest
10/26/96	Chris McCoy	34-201	Delaware
11/16/96	Chris McCoy	44-214	Tulane
9/13/97	Chris McCoy	27-121	San Diego State
10/11/97	Chris McCoy	16-104	Air Force
10/18/97	Chris McCoy	18-115	VMI
11/1/97	Chris McCoy	23-147	Notre Dame
11/22/97	Chris McCoy	27-268	Kent State
12/6/97	Chris McCoy	31-205	Army
9/19/98	Steve Holley	29-188	Kent State
10/17/98	Brian Broadwater	26-216	Colgate
11/7/98	Brian Broadwater	29-132	Rutgers
9/11/99	Brian Broadwater	24-137	Kent State
9/18/99	Brian Broadwater	26-116	Boston College
10/2/99	Brian Broadwater	23-110	West Virginia
10/30/99	Brian Madden	34-168	Notre Dame
11/6/99	Brian Madden	30-167	Rutgers



Brian Broadwater rushed for over 100 yards seven times in his career.

11/13/99	Brian Madden	25-144	Tulane
11/20/99	Brian Madden	29-150	Hawai'i
12/4/99	Brian Madden	41-177	Army
11/11/00	Brian Broadwater	15-115	Tulane
12/2/00	Brian Broadwater	24-121	Army
9/22/01	Brian Madden	32-106	Boston College
10/6/01	Brian Madden	27-110	Air Force
10/20/01	Brian Madden	24-128	Rutgers
10/27/01	Brian Madden	24-121	Toledo
11/10/01	Brian Madden	33-201	Tulane
8/31/02	Craig Candeto	15-153	SMU
9/21/02	Craig Candeto	30-138	Northwestern
12/7/02	Craig Candeto	18-103	Army
10/18/03	Craig Candeto	36-151	Rice
11/01/03	Craig Candeto	18-140	Tulane
11/22/03	Craig Candeto	13-150	Central Michigan
9/4/04	Aaron Polanco	23-130	Duke
9/11/04	Aaron Polanco	29-143	Northeastern
10/23/04	Aaron Polanco	33-179	Rice
12/30/04	Aaron Polanco	26-138	New Mexico
9/3/05	Lamar Owens	19-122	Maryland
10/1/05	Lamar Owens	13-106	Duke
10/15/05	Lamar Owens	22-110	Kent State
9/2/06	Brian Hampton	34-149	East Carolina
9/23/06	Brian Hampton	30-118	Tulsa
9/30/06	Brian Hampton	27-182	Connecticut
10/7/06	Brian Hampton	22-105	Air Force
11/4/06	Kaipo-Noa Kaheaku-Enhada	14-119	Duke
11/18/06	Kaipo-Noa Kekeaku-Enhada	19-140	Temple

Navy Total Offense

500+ Yards in a Game

Yds.	(R /P)	Opponent	Date
1. 724	(362/362)	Tulane	11/11/00
2. 680	(515/165)	Colgate	10/17/98
3. 678	(378/300)	Northwestern	9/21/02
4. 653	(358/295)	Colgate	9/12/70
5. 646	(251/395)	California	12/25/96
6. 644	(530/114)	Central Michigan	11/22/03
7. 635	(563/72)	Kent State	11/22/97
8. 630	(513/117)	Columbia	11/13/54
9. 623	(422/201)	Dartmouth	10/4/86
10. 613	(476/137)	Rutgers	11/20/04
11. 611	(467/144)	Colorado State	12/22/05
12. 605	(484/141)	Connecticut	9/30/06
13. 598	(370/228)	VMI	10/30/03
14. 596	(396/200)	Columbia	11/12/55
15. 570	(463/107)	Wake Forest	10/26/96
16. 563	(438/125)	Delaware	11/9/96
17. 562	(424/138)	SMU	9/9/95
18. 560	(394/166)	William & Mary	9/28/57
19. 559	(292/267)	William & Mary	10/16/83
20. 555	(330/225)	William & Mary	9/27/80
21. 550	(399/151)	Kent State	9/11/99
22. 546	(391/155)	William & Mary	10/22/77
23. 545	(320/225)	Pennsylvania	10/25/58
24. 537	(313/224)	Colgate	11/15/97
25. 532	(336/196)	Kent State	10/15/05
	(383/149)	William & Mary	9/29/56
27. 531	(490/41)	Army	12/3/05
28. 528	(361/167)	Princeton	10/17/53
29. 527	(410/117)	Yale	10/1/88
30. 522	(451/710)	Hawai'i	11/20/99
31. 521	(289/232)	Princeton	10/20/84
32. 514	(294/220)	Lafayette	10/19/85
	(279/235)	Vanderbilt	11/18/67
34. 512	(388/124)	Connecticut	9/20/75
35. 508	(421/87)	Army	12/7/02
	(424/84)	Air Force	10/7/78
37. 505	(293/212)	Duke	10/8/49
38. 502	(354/148)	George Washington	11/16/57
	(342/160)	Vanderbilt	10/11/03
40. 501	(374/127)	Boston College	9/30/72

This Is Navy Football

United States Naval Academy

Season Outlook

Coaching Staff

Midshipmen Bios

2007 Opponents

2006 In Review

Record Book

History of Navy Football

Bowl History

NMCM Stadium

Media Information

THE LAST TIME ...

The Last Time Navy...

Returned a Kickoff for TD

Matt Nelson, 58 yards vs. Colgate on Nov. 15, 1997
Navy 52, Colgate 24

Returned Punt for a TD

Ross Scott, 65 yards vs. Duke on Oct. 5, 1996
Navy 64, Duke 27

Returned a Blocked Punt for a TD

Gino Marchetti, 10 yards vs. Tulane on Nov. 13, 1999
(blocked by Shaka Martin)
Navy 45, Tulane 21

Returned Own Blocked Field Goal for a TD

Tony Solliday, 26 yards vs. Louisville on Oct. 22, 1994
Louisville 35, Navy 14

Returned an Interception for a TD

Keenan Little, 40 yards vs. Army on Dec. 2, 2006
Navy 26, Army 14

Returned a Fumble for a TD

Keenan Little, 37 yards vs. Air Force on Oct 7, 2006
Navy 24, Air Force 17

Blocked Extra-Point and Returned it for Two Points

Charles Fisher vs. SMU on Sept. 20, 1997
Navy 46, SMU 16

Recorded a Safety

Tyler Tidwell, vs. Army on Dec. 2, 2006
Navy 26, Army 14

Recorded a Shutout

at Tulsa on Sept. 18, 2004
Navy 29, Tulsa 0

The Last Time an Opponent...

Returned Kickoff for TD

T.J. Rushing of Stanford, 93 yards on Sept. 10, 2005
Stanford 41, Navy 38

Returned Punt for a TD

Zamir Cobb of Temple, 47 yards on Aug. 30, 2001
Temple 45, Navy 26

Returned a Blocked Punt for a TD

Scott Gibson of Central Michigan, 28 yards on Nov. 22, 2003
Navy 63, Central Michigan 34

Returned an Interception for a TD

Sidney Haugabrook of Delaware, 65 yards on Oct. 30, 2004
Navy 34, Delaware 20

Returned a Fumble for a TD

Chris Williams of Tulane, 35 yards on Oct. 26, 2002
Tulane 51, Navy 30

Returned a Blocked Field Goal for a TD

Brandon Haw of Rutgers, 88 yards on Sept. 27, 2003
Rutgers 48, Navy 27

Recorded a Safety

Vanderbilt-Team Safety on Sept. 25, 2004
Navy 29, Vanderbilt 26

Recorded a Shutout

Rutgers on Oct. 14, 2006
Rutgers 34, Navy 0

Returned a Blocked Extra Point for Two Points

Wade Smith of SMU, 97 yards on Sept. 9, 1995
Navy 33, SMU 2



Keenan Little returned an interception 40 yards for a touchdown to clinch Navy's 26-14 victory over Army in 2006.

This is
Navy FootballUnited States
Naval AcademySeason
OutlookCoaching
StaffMidshipmen
Bios2007
Opponents2006
In ReviewRecord
BookHistory of
Navy FootballBowl
HistoryNIMCM
StadiumMedia
Information

STADIUM RECORDS

Rushing Attempts

Individual	44Chris McCoy vs. Tulane, 1997
Team	77vs. Delaware, 1997

Rushing Yards

Individual	298Eddie Meyers vs. Syracuse, 1981
Team	563vs. Kent State, 1997

Rushing Touchdowns

Individual	4Eddie Meyers vs. Syracuse, 1981
Team	9vs. Kent State, 1997

Pass Attempts

Individual	55Jim Kubiak vs. Virginia 1994
Team	55vs. Virginia, 1994
	55by Delaware, 1985

Pass Completions

Individual	37Bill Byrne vs. Syracuse, 1985
Team	37vs. Syracuse, 1985

Passing Yards

Individual	442Patrick Ramsey, Tulane, 2001
Team	442by Tulane, 2001

Passing Touchdowns

Individual	5Bobby Goodman, Virginia, 1992
Team	5by Virginia, 1992

Receptions

16David Boler, Delaware, 2004
----	----------------------------------

Receiving Yards

274Corey Hill, Colgate, 1998
-----	--------------------------------

Touchdown Receptions

3Ken Heine vs. Lehigh, 1984
3Jerry Dawson vs. Richmond, 1990
3Pat McGrew vs. Colgate, 1997
3Corey Hill, Colgate, 1998
3Royde Williams, Tulane, 2001

Points

70Georgia Tech 70, Navy 7, 2001
----	------------------------------------

Field Goals

4Steve Fehr vs. Boston College, 1981
---	--

Extra Points

10Luke Manget, Georgia Tech, 2001
----	--------------------------------------

Most Punt Returns

6Tony Bethel, Louisville, 1994
6Jerrod Washington, Virginia, 1992
6Terry Murray vs. Syracuse, 1967

Most Punt Return Yardage

117Terry Murray vs. Syracuse, 1967
-----	--------------------------------------

Most Kickoff Returns

7John Vereen vs. West Virginia, 1998
7Mike Jefferson vs. Virginia, 1995

Most Kickoff Return Yardage

170Mike Jefferson vs. Virginia, 1995
-----	--

Most Punts

12Jack Detwiler vs. Virginia, 1968
----	---------------------------------------

Best Punt Average (Min. 5 att.)

50.2Joe Ince vs. Pittsburgh, 1963
------	------------------------------------

Longest Rush

91Pat McGrew vs. Kent State, 1997 (TD)
----	---

Longest Pass

92S. Fisher to J. Kehoe, Virginia, 1960 (TD)
----	---

Longest Punt

74Tom Moore vs. Boston College, 1970
----	---

Longest Field Goal

54Steve Leo, Delaware, 1992
----	--------------------------------

Longest Punt Return

86George Cogill, Wake Forest, 1991
86Bill Eastman, Georgia Tech, 1965

Longest Kickoff Return

93T.J. Rushing, Stanford, 2005
----	-----------------------------------

Longest Interception Return

95Gerald Wilson vs. VMI, 1997 (TD)
----	---------------------------------------

This Is
Navy Football

United States
Naval Academy

Season
Outlook

Coaching
Staff

Midshipmen
Bios

2007
Opponents

2006
In Review

Record
Book

History of
Navy Football

Bowl
History

NMCM
Stadium

Media
Information

This is Navy Football

United States Naval Academy

Season Outlook

Coaching Staff

Midshipmen Bios

2007 Opponents

2006 In Review

Record Book

History of Navy Football

Bowl History

NMCM Stadium


Media Information

ASSISTANT COACHES/ COACHING RECORDS

All-Time Assistant Coaches

Assistant	Years
Amstutz, Thomas	1988-89
Belichick, Steve	1956-89
Bell, Richard	1994
Bennett, Leeman	1969
Biddle, Dick	1990-91
Bohannon, Brian	2002-present
Boudreau, Paul	1982
Bradford, Vic	1947
Bresnahan, Chuck	1986
Bresnahan, Tom	1973-80
Briner, Greg	1994
Brown, Sterling	1966
Bugel, Joe	1969-72
Bumpas, Dick	1995-98
Campbell, A.C.	1967-68
Clark, Don	1950-51
Collins, Tim	1971-72
Conley, Scotty	2000-2001
Corso, Lee	1966-68
Daniel, Clarence	1970
DeRuyter, Tim	1999-2001
Donnelly, Pat	1975
Donnor, Charlie	1990-94
Drake, Mike	1989-94
Duden, Dick	1954-59
Dunlap, Steve	1982-83
Erdelatz, Eddie	1945-47
Eshmont, Len	1950-55
Ferkany, Ed	1970-71
Fontes, Len	1973-76
Forzano, Rick	1959-64
Franks, Jerry	1982-88
Gillogly, Jay	1976
Gonos, Jake	1990-94
Green, Buddy	2002-present
Gregory, Jack	1966
Hardin, Wayne	1955-58
Harp, Tom	1972
Harris, Ron	1992-94
Hart, Dave Sr.	1964-65
Hartman, Jerry	1983-85, 90-91
Haushalter, Bill	1973-86
Hickson, Frank	1990-93
Higgins, Jim	1986
Hobbs, Homer	1952
Hudspeth, Mark	2001
Hyder, John	1967
Ingalls, Robert	1948-49
Jackson, Fred	1987-88
Jasper, Ivin	2002-present
Johnson, Paul	1995-96
Jones, Keith	2002-present
Jorge, Ernie	1955-66
Kelly, Kevin	2002-05
Kiesel, Kevin	1991-92
Krivak, Joe	1977-81
Lantz, Rick	1971-76, 2001
Lewis, Terry	1972-74, 82-83
Mack, Ken	1981
Magazu, Dave	1987-89
Mark, Joe	1967-68
Markos, Art	1977-81
Martin, Ben	1949-54
Matsko, John	1985
Mattison, Greg	1987-88

Assistant	Years
McCulley, Pete	1970-71
McGuire, Tim	1991-92
McKeehan, Gene	1995-2000
McMackin, Greg	1991-92
McMillian, Charles	2000
McNeish, Robert	1947
McWilliams, Hugh	1960-66
Miller, Rip	1934-47
Monahan, Phil	1958-60
Monken, Jeff	2002-present
Morrison, Bobby	1982-86
Murphy, Dennis	1992-93
Murray, Mark	1993-94
Neal, Bill	1965
Niumatalolo, Ken	1995-98, 2002-present
Norwood, Brian	1995-1999
O'Brien, Tom	1976-81
Oliver, Jerome	1984-86
O'Rourke, Danny	2006-present
Pasquale, Larry	1969-70
Patterson, Gary	1995
Peccatiello, Larry	1969
Pees, Dean	1987-89
Pehrson, Dale	1996-present
Petchel, Bob	1981
Raye, Tommy	1995-1999
Reese, Carl	1990
Rison, Mose	1987-89
Roberts, J.D.	1960
Robinson, Danilo	2000-01
Rogers, Kevin	1983-90
Ross, Don	1960
Royer, Lee	1971-72
Runyan, Scott	1995-97
Saban, Nick	1982
Schuette, Carl	1961-68
Scovil, Doug	1963-65
Seamon, Greg	1987-88
Sekanovich, Dan	1970
Shaffer, Sam	1990-94
Smear, Steve	1976
Smith, Earle Jr.	1975
Spann, Tom	1982-86
Spaziani, Frank	1975-81
Speed, Joe	2006-present
Spencer, Todd	1996-present
Strahm, Dale	1977-80
Stanley, Jim	1969-70
Steckel, Les	1977-78
Steinmark, Sammy	1999-2001
Stewart, Bill	1984-85
Stock, Mike	1968
Swartz, Ray	1938-49
Todd, Turnley	1968
Tranquill, Gary	1973-76
Trgovac, Mike	1989
Uzelac, Elliott	1971-74
Vaught, Mike	1995-2000
Vooletich, Milan	1987-89
Ware, Mitch	1997-2001
Welsh, George	1960
Williams, Doug	1994
Wilson, John	1947



Steve Belichick was an assistant coach at Navy from 1956-89.

All-Time Coaching Records

Year	Coach (Alma Mater)	W-L-T
1882	Vaux Carter	1-0
1892	Ben Crosby (Yale)	5-2
1893	Josh Hartwell (Yale)	5-3
1894	Bill Wurtenburg (Yale)	4-1-2
1895	Matt McClung (Lehigh)	5-2
1896	Johnny Poe (Princeton)	5-3
1897-99	Bill Armstrong (Yale)	19-5-1
1900	Garrett Cochran (Princeton)	6-3
1901-02	Doc Hillebrand (Princeton)	8-11-2
1903	Burr Chamberlain (Yale)	4-7-1
1904-06	Paul Dashiell (Lehigh)	25-5-4
1907	Joe Reeves (USNA)	9-2-1
1908-10	Frank Berrien (USNA)	21-5-3
1911-14	Doug Howard (USNA)	25-7-4
1915-16	Jonas Ingram (USNA)	9-8-2
1917-19	Gil Dobie (Minnesota)	17-3
1920-24	Bob Folwell (Penn)	24-12-2
1925	Jack Owsley (Yale)	5-2-1
1926-30	Bill Ingram (USNA)	32-13-4
1931-33	Rip Miller (Notre Dame)	12-15-2
1934-36		
1946-47	Tom Hamilton (USNA)	21-23-1
1937-38	Hank Hardwick (USNA)	8-7-3
1939-41	Swede Larson (USNA)	16-8-3
1942-43	Billick Wheelchel (USNA)	13-5
1944-45	Oscar Hagberg (USNA)	13-4-1
1948-49	George Sauer (Nebraska)	3-13-2
1950-58	Eddie Erdelatz (St. Mary's)	50-26-8
1959-64	Wayne Hardin (Coll. of Pacific)	38-22-2
1965-68	Bill Elias (Maryland)	15-22-3
1969-72	Rick Forzano (Kent State)	10-33
1973-81	George Welsh (USNA)	55-46-1
1982-86	Gary Tranquill (Wittenberg)	20-34-1
1987-89	Elliott Uzelac (W. Michigan)	8-25
1990-94	George Champ (Bloomsburg)	14-41
1995-2001	Charlie Weatherbie (Okla. St.)	30-45
2001	Rick Lantz (Central Conn. St.)	0-3
2002-pres.	Paul Johnson (W. Carolina)	37-25

NAVY ALL-STAR GAME

APPEARANCES

American Bowl

Michael Clark, TE	1969
Lee Corso, Coach	1969

Blue/Gray Game

Duncan Ingraham, DB	1965
Napoleon McCallum, RB	*1985
Omar Nelson, RB	#1996
Clint Bruce, LB	#1996
Charlie Weatherbie, Asst. Coach	#1996
Dick Bumpas, Asst. Coach	#1996
Chris McCoy, RB	%1997
David Viger, DT	1997
Rashad Smith, DB	1997
Charlie Weatherbie, Asst. Coach	1997
Dick Bumpas, Coach	1997
Terrence Anderson, C	1999
Travis Williams, WR	1999
Hoot Stahl, OT	2000
David Hills, K	2001

Did not attend due to Aloha Bowl

*Most Valuable Player for the Gray Squad

%Most Valuable Player for the Blue Squad

Coaches All-America Game

Joe Bellino, RB	1961
Frank Visted, C	1961
Greg Mather, E	1962
Jim Campbell, E	1964
Al Krekich, G	1964
Tom Lynch, C	1964
Roger Staubach, QB	1965
Rob Taylor, WR	1968
Chet Moeller, DB	*1976
Andy Bushak, LB	1976
George Welsh, Head Coach, East	1976

*Ernie Davis Award Winner for East Squad

College All-Stars

vs. NFL Champions

Fred (Buzz) Borries, HB	1935
Jim Carrington, C	1947
Joe Burtos, FB	1948
Richard Scott, C	1948
Joseph Pertel, G	1953
John Weaver, HB	1955
George Welsh, QB	1956
Ron Beagle, E	1956
Wilson Whitmire, C	1957
Tom Forrester, QB	1958
Tony Stremic, G	1958
Bob Reifsnnyder, T	1959
Frank Visted, C	1961
Joe Bellino, HB	1961
Greg Mather, E	1962
Pat Donnelly, HB	1965
Roger Staubach, QB	1965

East-West Shrine Game

Bill Ingram, B	1925
Phil Ryan, E	1949
Bill Powers, B	1950
Walter Gragg, T	1951
John Gurski, E	1952
Wilson Whitmire, C	1956
James Hower, G	1956
Roger Staubach, QB	1964
Rob Taylor, WR	1967
Emerson Carr, DT	1968
Larry Van Loan, WR	1973
George Welsh, Asst. Coach	1975
Chet Moeller, DB	1976
George Welsh, Head Coach, East	1977
Joe Gattuso Jr., RB	1977
Charlie Thornton, DE	1980
Kevin Hickman, TE	1994
Jeff Gaddy, WR	2001
Josh Brindel, DT	2002
John Skaggs, P	2003
Kyle Eckel, FB	2004
Tyler Tidwell, OLB	2006

Gridiron Classic

Terrence Anderson, C	1999
Chris Lepore, FS	2000
John Skaggs, P	2003
Josh Smith, S	2004
Kyle Eckel, FB*	*2004

*Invited, but did not participate

Hula Bowl

Tom Lynch, C	1964
Johnny Sai, B	1964
Pat Donnelly, RB	1965
Chuck Voith, LB	1973
Charlie Miletich, LB	1974
Chet Moeller, DB	1976
Rick Bott, C	1979
Eddie Meyers, RB	1981
Tim Jordan, MG	1981
Paul Soares, DT	*1982
Andy Ponseigo, LB	1983
Eric Rutherford, DT	1984
Mark Stevens, TE	1984
Gary Tranquill, Asst. Coach	1984
Napoleon McCallum, RB	1985
Todd Solomon, KS	1985
Marc Firlie, DB	1986
Clint Bruce, LB	1996
David Viger, DT	1997
Blaine Kindler, OT	1998
Travis Williams, WR	1999
Terrence Anderson, C	1999
Chris Lepore, FS	2000
Derek Jaskowiak, OT	2002
Kyle Eckel, FB	2004
David Mahoney, OLB	2006

* Outstanding Defensive Player

Japan Bowl

Chet Moeller, DB	1975
Jeff Sapp, MG	1976
George Welsh, Asst. Coach	1976
Phil McConkey, WR	1978
John Taylor, OT	1979
Eddie Meyers, RB	1981
Andy Ponseigo, LB	1983
Mark Stevens, TE	1984
Chris Castelli, OG	1985
Gary Tranquill, Asst. Coach	1985

Lions All-America Bowl

Kevin Sullivan, TE	1976
--------------------	------

N.Y. Herald Tribune Eastern

College All-Star Game

Scott Emerson, T	1949
R. Towns (Tex) Lawrence, T	1949
Pete Williams, HB	1949

North-South Shrine Game (Miami)

Pete Williams, HB	1948
R. Towns (Tex) Lawrence, T	1948
Tom Bakke, E	1950
Robert McDonald, E	1950
Vic Vine, HB	1951
Fritz Davis, T	1951
Dave Fischer, G	1951
Fred Franco, FB	1952
Frank Brady, HB	1952
Joe Pertel, G	1952
Steve Eisenhauer, G	1953
Jack Perkins, T	1953
Richard Olson, C	1953
Ron Beagle, E	1955
George Welsh, QB	*1955
George Fritzingler, G	1958
Joe Tranchini, QB	1959
Roland Brandquist, HB	1959
Richard Pariseau, HB	1959
Roger Staubach, QB	1964
Edward Orr, WR	1964
Bruce Kenton, C	1964
Wayne Hardin, Asst. Coach	1964
Don Downing, LB	1966
Harry (Skip) Dittmann, C	1966
John Cartwright, QB	1967
Bill Dow, E	1967

* Most Valuable Player

Senior Bowl

Napoleon McCallum, RB	*1986
-----------------------	-------

* Most Valuable Player

U.S. Bowl (Washington, D.C.)

Greg Mather, E	1961
----------------	------

This Is
Navy Football

United States
Naval Academy

Season
Outlook

Coaching
Staff

Midshipmen
Bios

2007
Opponents

2006
In Review

Record
Book

History of
Navy Football

Bowl
History

NMCM
Stadium

Media
Information

FOOTBALL HONORS

This Is Navy Football

United States Naval Academy

Season Outlook

Coaching Staff

Midshipmen Bios

2007 Opponents

2006 In Review


Record Book

History of Navy Football

Bowl History

NMCM Stadium

Media Information



Dick Scott was inducted into the College Football Hall of Fame in 1987

First-Team All-Americans

Year	Player
1907	Bill Dague, E
1908	Ed Lange, QB
1908	Percy Northcroft, T
1911	Jack Dalton, FB
1913	John (Babe) Brown, G
1917	Ernest Von Heimberg, E
1918	Lyman (Pop) Perry, G
1918	Wolcott Roberts, HB
1922	Wendell Taylor, E
1926	Tom Hamilton, HB
1926	Frank Wickhorst, T
1928	Eddie Burke, G
1934	Buzz Borries, HB
1934	Slade Cutter, T
1943	George Brown, G
1943	Don Whitmire, T
1944	Ben Chase, G
1944	Bobby Jenkins, HB
1944	Don Whitmire, T
1945	Dick Duden, E
1945	Dick Scott, C
1947	Dick Scott, C
1952	Steve Eisenhauer, G
1953	Steve Eisenhauer, G
1954	Ronnie Beagle, E
1955	Ronnie Beagle, E
1957	Bob Reifsnnyder, T
1957	Tom Forrestal, QB
1960	Joe Bellino, HB
1961	Greg Mather, E
1963	Roger Staubach, QB
1975	Chet Moeller, DB
1983	Napoleon McCallum, HB
1985	Napoleon McCallum, HB

First-Team Academic

All-Americans

Year	Player
1953	Steve Eisenhauer, G
1957	Tom Forrestal, QB
1958	Joe Tranchini, QB
1969	Daniel Lee Pike, RB
1980	Theodore Dumbauld, LB

Post-Graduate

Scholarship Winners

Year	Player
1965	William Patrick Donnelly, FB
1969	William Henry Newton, HB
1970	Daniel Lee Pike, RB
1975	Timothy Scott Harden, DE
1976	Chester Charles Moeller II, DB
1981	Theodore E. Dumbauld, LB
1999	Terrence Anderson, C

Maxwell Trophy

Awarded annually to "the outstanding college football player in the nation," is presented by the Maxwell Club of Philadelphia.

Year	Player
1954	Ronald G. Beagle, E
1957	Robert H. Reifsnnyder, T
1960	Joseph M. Bellino, HB
1963	Roger T. Staubach, QB

National Football Foundation

Scholar-Athletes

Year	Player
1963	Joe Ince, HB
1965	Allen Roodhouse, HB
1969	Daniel Lee Pike, RB
1974	Timothy Scott Harden, DE
1980	Theodore E. Dumbauld, LB
1991	Carl Voss, OG
1999	Terrence Anderson, C

Theodore Roosevelt Award

Year	Player
1976	Thomas J. Hamilton, HB
1984	William Porter Lawrence, HB
2000	Roger Staubach, QB

Rhodes Scholars

Year	Player
1929	Francis Rahr Duborg, G
1947	Stansfield Turner, G

Football Hall of Fame

Each year the National Football Foundation honors former college football players and coaches who rank among the greats of the game and inducts them into its Hall of Fame. Since inductions began in 1951, 17 former Naval Academy players have been honored in the Hall of Fame.

Year	Player (Years Played)
1953	John H. Brown, G (1910-13)
1956	Don Whitmire, T (1943-44)
1960	Fred Borries, HB (1932-34)
1965	Thomas J. Hamilton, HB (1924-26)
1967	Slade D. Cutter, T (1932-34)
1968	Jonas H. Ingram, FB (1906)
1970	Frank H. Wickhorst, T (1924-26)
1970	John Patrick Dalton, FB (1908-11)
1971	Clyde Scott, HB (1944-45)
1973	William Ingram, HB (1916-18)
1977	Joseph M. Bellino, HB (1958-60)
1981	Roger T. Staubach, QB (1962-64)
1985	George Brown, G (1942-43)
1985	Anthony (Skip) Minisi, HB (1945)
1986	Ron Beagle, E (1953-55)
1987	Dick Scott, C (1945-47)
1994	Steve Eisenhauer, G (1952-53)
1997	Bob Reifsnnyder, T (1956-57)
2000	Dick Duden, E (1943-45)
2003	Napoleon McCallum, RB (1981-85)
2004	George Welsh, QB and Head Coach (1953-55 and 1973-81)

Gold Medal Honors

Year	Player
1970	Thomas J. Hamilton, HB
1979	William Porter Lawrence, B
1990	Thomas Hinman Mooror, T
2007	Roger Staubach, QB

GTE Academic All-America

Hall of Fame

Year	Player (Years Played)
1992	Steve Eisenhauer, G (1952-53)

TEAM AWARDS

The Vice Admiral

William P. Mack Award

The Vice Admiral William P. Mack Award is given annually to the Navy football player who has shown the most improvement during spring practice. The award was initiated in 1976 and is named in honor of Vice Admiral Mack, the Naval Academy Superintendent from 1972-75, and a strong supporter of the school's inter-collegiate athletic program. As a midshipman, Admiral Mack earned a varsity letter in baseball.

The Winners

1976Kelvin Graham, DL
1977Ed Reid, DE
1978John Taylor, OT
1979Ted Dumbauld, LB
1980Curt Gainer, TE
1981Ken Fancher, LB
1982Jeff Johnson, OG
1983Rick Pagel, DE
1984John Carroll, DB
1985Chris Castelli, OG
1986Enoch Blazis, NG
1987John Nobers, QB
1988Bert Pangrazio, FB
1989Steve Tazza, DB
1990Dave Christel, DT
1991Robert Goodson, DT
1992Greg Hubbard, OG
1993James Spaman, TE
1994Ross Scott, WR
1995Shaun Stephenson, WR
1996Charles Fisher, DB
1997Gary Lane, DB
1998Keith Mier, LB
1999Ron Winchester, OT
2000Josh Bock, SB
2001Jeff Gaddy, WR
2002Lane Jackson, LB
2003Bobby McClarin, LB
2004Lord Cole, CB
2005Tye Adams, DE
2006Andrew McGinn, OT
2007Paul Bridgers, OT

The E.E. Rip Miller Award

The E.E. Rip Miller Award is presented to the season's most valuable player as voted on by his teammates.

The Winners

1986Vince McBeth, LB
1987Matt Felt, C
1988Mark Pimpo, LB
1989David Lowe, OLB
1990Alton Grizzard, QB
1991Byron Ogden, LB
1992Chad Chatlos, DB
1993Jason Van Matre, QB
1994Damon Dixon, WR
1995Andy Thompson, DB
1996Ben Fay, QB
1997Michael Ogden, DL
1998Jason Snider, DL
1999Chris Lepore, DB
2000Chris Lepore, DB
2001Ed Malinowski, QB
2002Bryce McDonald, FB
2003Craig Candeton, QB
2004Aaron Polanco, QB
2005Lamar Owens, QB
2006David Mahoney, OLB

The Roger Staubach Award

The Roger Staubach Award is presented to the Navy varsity football player in the graduating class who has contributed the most to the team's success over his playing career.

The Winners

2003Eddie Carthan, OLB
2004Bobby McClarin, LB
2005Eric Shuey, P
2006Jeremy McGown, DB

The George Fritzinger Memorial Award

The George Fritzinger Memorial Award is presented annually to a member of the graduating class who, as a football interior lineman, has excelled as a student-athlete and has contributed to the overall team leadership and spirit.

The award was initiated in 1991 by the family of George Fritzinger, a 1959 Naval Academy graduate who was a three-year letterman on the varsity football team, playing both ways, and a member of Navy's 1957 team which defeated Rice, 20-7, in the 1958 Cotton Bowl. He later served in the U.S. Air Force.

The Winners

1991Michael Davis, OG
1992Bob Kuberski, DE
1993Blair Sokol, OT
1994Dean Wakeham, OT
1995Andy Person, DE
1996Thomas Poulter, DE
1997Michael Ogden, DE
1998Blaine Kindler, OG
1999Kostas Hatzidakis, OT
2000Brad Wimsatt, DT
2001Brian Schulz, C
2002Derek Jaskowiak, OT
2003Josh Goodin, OG
2004August Roitsch, OG
2005Jeremy Chase, DE
2006John Chan, DE

The Joe Bellino Award

The Joe Bellino Award is presented to the Navy varsity football player of the graduating class who is the leading ground gainer over his playing career.

The Winners

2003Craig Candeto, QB
2004Kyle Eckel, FB
2005Lamar Owens, QB
2006Brian Hampton, QB

The Jeffrey Korn Memorial

Scholar-Athlete Award

The Jeffrey Korn Memorial Scholar-Athlete Award is given each year to the first classman (senior) on the varsity football team who demonstrates excellence both in the classroom and on the football field.

The award was first presented in 1984 by Dr. and Mrs. Ronald Korn in memory of their son, Jeffrey, a member of the Class of 1983 and a football letterman, who died in a traffic accident in the summer of 1982.

The Winners

1984Chris Weiler, SE
1985Greg Schildmeyer, TE
1986Mike Ray, FL
1987Mike Musser, DT
1988Kevin Voss, TE
1989Steve Tazza, DB
1990Frank Schenk, K
1991B.J. Mason, WR
1992Mike Kozub, FB
1993Steve Lipsey, DB
1994Chris Hart, DB
1995Brian Schrum, P
1996Scott Zimmerman, OT
1997Jason Covarrubias, P
1998Tom Vanderhorst, K
1999Terrence Anderson, C
2000Brad Wimsatt, DT
2001Matt Berger, DT
2002Grant Moody, OG
2003Eli Sanders, S
2004Jeff Vanak, DE
2005Marshall Green, OT
2006Tyler Tidwell, OLB

The Napoleon McCallum Award

The Napoleon McCallum Award is presented to the Navy varsity football player of the graduating class who has gained the most all-purpose yards in his career.

The Winners

2003Tony Lane, SB
2004Kyle Eckel, FB
2005Marco Nelson, SB
2006Jason Tomlinson, WR

The Ron Winchester Unsung Hero Award

The Ron Winchester Unsung Hero Award is presented to an unheralded senior recognized as an over achiever and role model, as selected by a vote of his teammates.

The Winners

2005Ed Kotulski, DE
2006Anthony Piccioni, LB

This Is Navy Football

United States Naval Academy

Season Outlook

Coaching Staff

Midshipmen Bios

2007 Opponents

2006 In Review

Record Book

History of Navy Football

Bowl History

NMCM Stadium

Media Information

NAVAL ACADEMY ATHLETIC

AWARDS

FOOTBALL PLAYERS THAT WON THE THOMPSON TROPHY

Presented to the midshipman, male or female, declared by the Association's Athletic Committee to have done the most during the year for the promotion of athletics at the Naval Academy.

Year	Name-Class	Other Varsity Sport
1893	C.S. Bookwalter '94	Crew
1894	A.G. Kavanagh '94	
1895	F.D. Karns '95	Crew/Track
1896	L.C. Palmer '96	Crew/Track
1897	J.W. Powell '97	Crew
1898	John Halligan Jr. '98	Crew
1899	J.K. Taussig '99	Track
1900	F.D. Berrien '00	Track/Baseball
1901	R. Williams '01	Crew
1902	N.E. Nichols '02	Crew
1903	F.H. Potett '03	Baseball
1904	W.F. Halsey Jr. '04	
1905	J.C. Farley '05	Crew
1906	D.L. Howard '06	
1907	H.L. Spencer '07	Baseball
1908	A.H. Douglas '08	Baseball
1909	P.W. Northcroft '09	Track
1910	E.D. Wilson '11	
1911	Frank Loftin '11	Wrestling/Crew
1912	D.W. Hamilton '12	Lacrosse
1914	K.P. Gilcrest '14	Lacrosse
1917	E.W. Miles '18	Football
1918	E.W. Miles '18	Football
1919	W.A. Ingram '20	Crew
1920	E.D. Graves Jr. '21	Crew
1921	E.P. Moore '21	Crew
1922	E.E. Larson '22	Lacrosse
1923	H.A. Bolles '23	Crew
1924	S.G. Barchet '24	Baseball
1927	T.J. Hamilton '27	Basketball/Baseball
1928	E.A. Hannigan '28	Baseball
1929	E.W. Parish Jr. '29	Lacrosse
1930	C.W. Hughes '30	Wrestling
1931	R.M. Bowstrom '31	Basketball
1932	M.H. Tuttle '32	
1934	J.J. Waybright '34	Track
1935	W.C. Clark '35	Lacrosse
1935	R.E. Dornin '35	Basketball/Lacrosse
1936	C.M. Fellows '36	Basketball/Lacrosse
1937	A.H. Soucek '37	Lacrosse
1938	W.T. Ingram '38	Basketball/Baseball
1939	L.D. Cooke '39	Baseball
1940	E.S. Gillette Jr. '40	Lacrosse
1941	H.A. Harwood '42	Baseball
Dec. '41	W.M. Chewning '42	
1942	R.J. Zoeller '43	Basketball
1943	A.S. Cameron '44	Track
1944	B.S. Martin '46	Track
1945	D.A. Barksdale '46	Boxing/Lacrosse
1946	D.B. Whitmire '47	
1948	R.U. Scott '48	Track
1950	P.J. Ryan '50	Lacrosse
1951	W.C. Earl '51	Lacrosse
1952	R.P. McDonald '52	Lacrosse
1954	F.J. Franco Jr. '54	
1955	J.A. Gattuso '55	Wrestling
1956	G.T. Welsh '56	Baseball
1959	Raymond Wellborn '59	
1961	Joseph Bellino '61	Baseball
1962	John Hewitt '62	Lacrosse
1963	Roger Staubach '65	Basketball/Baseball
1964	Roger Staubach '65	Baseball
1965	Roger Staubach '65	Baseball
1966	Roger Bickel '66	
1968	William Dow '68	Basketball
1970	Daniel Pike '70	Lacrosse

Year	Name-Class	Other Varsity Sport
1972	Charles Voith '73	Lacrosse
1974	Cleveland Cooper '75	
1976	Chester Moeller '76	
1977	Jeffrey Sapp '77	
1978	Joseph Guttuso Jr. '78	
1979	Phil McConkey '79	Outdoor Track
1981	Theodore Dumbauld '81	
1984	Andrew Ponseigo '84	Baseball
1997	Benjamin Fay '97	
2000	Terrence Anderson '00	
2003	Craig Candeto '04	Baseball
2005	Aaron Polanco '05	

FOOTBALL PLAYERS THAT WON THE NAA SWORD

Presented to the midshipman of the graduating class declared by the Association's Athletic Committee to have personally excelled in athletics during his years of varsity competition.

Year	Name-Class	Other Varsity Sport
1893	C.S. Bookwalter '94	Crew
1894	A.G. Kavanagh '94	
1895	F.D. Karns '95	Crew/Track
1896	L.C. Palmer '96	Crew/Track
1897	A.H. McCarthy '97	Crew
1898	W.B. Tardy '98	
1899	S. Gannon '00	Crew
1900	C.T. Wade '00	Track
1901	O.W. Fowler '01	
1902	E.S. Land '02	Crew
1903	F.V. McNair '03	Baseball/Track
1904	K. Whiting '05	Track
1907	J.H. Ingram '07	Crew/Track
1908	W.H. Dague Jr. '08	Baseball
1909	R.E. Jones '09	Baseball
1911	P.V. Weems '12	Wrestling/Crew
1912	J.P. Dalton '12	Track
1913	J.L. Hall '13	Basketball/Baseball
1914	J.H. Brown Jr. '14	Crew/Track
1915	H.E. Overesch '15	Basketball/Crew
1916	M.A. Kercher '16	Crew
1917	C.O. Ward '17	Wrestling/Crew
1918	H.M. Martin '19	Basketball/Lacrosse
1919	W.A. Ingram '20	Crew
1920	H. Clark '21	Lacrosse
1922	C.W. King '22	Crew
1923	I.C. McKee '24	Basketball/Baseball
1924	I.C. McKee '24	Basketball/Baseball
1925	C.F. Chillingsworth '25	Crew
1926	R.N. Flippin '26	Basketball/Lacrosse
1927	D.T. Eddy '28	Crew
1928	H.F. Ransford '28	Lacrosse
1929	T.R. Wilson '29	Baseball
1930	B.F. Swan '30	Boxing/Lacrosse
1931	A.D. Gray '31	Crew
1932	G.W. Underwood '32	Track
1933	W.R. Kane '33	Wrestling/Track
1934	H.Q. Murray '34	Lacrosse
1935	F. Borries Jr. '35	Basketball/Baseball
1936	L.B. Robertshaw '36	Basketball
1937	W.T. Ingram '38	Basketball/Baseball
1938	F.C. Lynch '38	Basketball/Track
1939	L.C. Powell '39	Baseball
1940	A.A. Bergner '40	Boxing/Wrestling/Lax
Dec. '41	S.H. Werner '42	Baseball
1942	W.S. Busik '43	Basketball
1944	G.C. Brown Jr. '45	Track
1946	H.R. Duden Jr. '47	Basketball/Baseball
1947	J.H. Carrington '48	Swimming/Lax
1948	E.N. Smith '48	Wrestling/Track
1950	W.F. Hawkins '50	Baseball
1951	J.C. Hunt Jr. '51	Wrestling/Lax
1952	F.C. Davis '52	Basketball/Track


Year	Name-Class	Other Varsity Sport
1956	Ronald Beagle '56	Lacrosse
1958	A.A. Stremic '58	Wrestling
1961	Joseph Bellino '61	Baseball
1962	Greg Mather '62	Track
1964	Thomas Lynch '64	Brigade Boxing
1965	Roger Staubach '65	Baseball
1968	Terrence Murray '68	Track/Baseball
1971	John McNallen '71	Lacrosse
1976	Chester Moeller '76	
1982	Edward Meyers '82	
1984	Andrew Ponseigo '84	Baseball
1986	Napoleon McCallum '85	
1991	Alton Grizzard '91	
1998	Christopher McCoy '98	
2004	Craig Candeto '04	Baseball
2007	David Mahoney '07	

NOTE: "graduating class" requirement added in 1952

COACHES' CALVERT AWARD

Presented by the Naval Academy Athletic Association in honor of Vice Admiral James Calvert, Superintendent of the Naval Academy (1968-72), to the varsity letterman of the graduating class selected by the varsity coaches as having persevered the most in his or her career.

Year	Name-Class	Other Varsity Sport
1994	Jason Van Matre '94	
1999	Thomas Vanderhorst '99	



David Mahoney was the recipient of the NAA Sword For Men in 2007.