



Cougar Volleyball

THIS WEEK'S ACTION:

Mountain West Conference Tournament • Nov. 20-22
 Hosted by San Diego State University • San Diego, Calif. • Peterson Gym (3.668)
BYU's First Round Match:

<p>No. 3</p> <p>BYU (20-7, 10-4 MWC)</p>	vs.	<p>No. 6</p> <p>AirForce (14-14, 4-10 MWC)</p>
<p>2:30 p.m. (MST) • Live on BYUTV</p>		

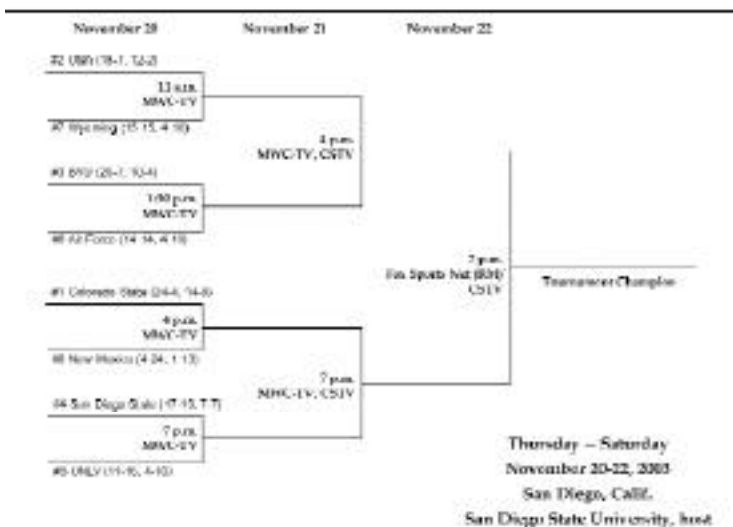
Watch the Cougars in the MWC Tournament

Follow the BYUwomen's volleyball team, as it enters the MWC Tournament Thursday. The No.3-seed Cougars can be seen live on BYUTV, available through various cable providers, against No.6-seed Air Force at 2:30 (MST); 1:30 (PST). The match will also be broadcast on KBYU-TV (channel 11) on a tape-delay basis at 10:30 p.m. Broadcast plans for a possible second-round match-up will not be announced until BYU has advanced. For a full listing of television stations carrying BYUTV and for satellite coordinates, please refer to page three of the release.

Full coverage will also be available through the team's Web site at www.byu-cougars.com. Through the 2003 schedule link, there are live audio/visual stream and Live Stats links. Live Stats for the tournament are being provided by the MWC.



2003 MOUNTAIN WEST CONFERENCE VOLLEYBALL CHAMPIONSHIP
 Thursday - Saturday, November 20-22
 San Diego, Calif.
 San Diego State University, host



QUICK REFERENCE

BYU 2003 Record: 20-7
 BYU MWC Record: 10-4
 Current AVCAListing (Votes): N/A
 Current VB Magazine Ranking: N/A

CONTACT INFORMATION

Media Relations Contact: Sam Araki
 Phone: 801-422-8948
 Fax: 801-422-0633
 Email: wvolleyball_sid@byu.edu

2003 SCHEDULE/RESULTS

Date	Opponent	Time/Score(TV)	
Aug. 29-30	@ Florida Tournament • Gainesville, FL		
Aug. 29	American	30-19, 30-19, 28-30, 30-20	W
Aug. 29	Rutgers	30-25, 30-26, 30-28	W
Aug. 30	Florida	24-30, 19-30, 21-30	L
Sept. 5-6	Southwest Missouri State Tourney • Springfield, MO		
Sept. 5	Arkansas	27-30, 16-30, 30-28, 30-18, 13-15	L
Sept. 5	North Texas	31-33, 30-25, 30-23, 30-24	W
Sept. 6	St. Louis	30-32, 30-23, 30-18, 30-22	W
Sept. 6	Southwest Missouri State	20-30, 20-30, 26-30	L
Sept. 12-13	BYUMizuno Classic • PROVO, UT		
Sept. 12	Ohio State	32-34, 30-28, 30-23, 30-26	W
Sept. 13	Rice	30-28, 30-20, 23-30, 30-17	W
Sept. 13	Penn State	21-30, 30-27, 30-23, 26-30, 15-13	W
Sept. 19	Utah Valley State College	30-18, 30-26, 30-24	W
Sept. 20	Nevada	30-26, 30-19, 30-24	W
Sept. 26*	Colorado State	20-30, 20-30, 26-30	L
Sept. 27*	Wyoming	30-23, 30-25, 30-25	W
Oct. 2*	@New Mexico	30-18, 30-28, 30-25	W
Oct. 3*	@Air Force	20-30, 25-30, 30-25, 30-24, 15-5	W
Oct. 7	@Weber State	27-30, 30-24, 30-20, 30-24	W
Oct. 10*	Utah	25-30, 27-30, 30-19, 20-30	L
Oct. 17*	San Diego State	26-30, 22-30, 30-19, 30-21, 16-14	W
Oct. 18*	UNLV	30-21, 30-23, 30-20	W
Oct. 24*	Wyoming	26-30, 30-28, 30-25, 30-17	W
Oct. 25*	Colorado State	19-30, 20-30, 29-31	L
Oct. 31*	New Mexico	30-24, 30-21, 30-20	W
Nov. 1*	Air Force	30-23, 30-11, 30-21	W
Nov. 7*	@Utah	19-30, 30-23, 24-30, 27-30	L
Nov. 14*	UNLV	30-21, 30-21, 30-25	W
Nov. 15*	San Diego State	30-25, 30-21, 30-26	W
Nov. 20-22*	MWC Tournament • San Diego, CA		
Nov. 20	Air Force	TBA	
Nov. 25	Utah State	6 p.m.	
Nov. 28	Eastern Michigan	7 p.m.	
Dec. 5-6	NCAA1st and 2nd Rounds	TBA	
Dec. 12-13	NCAARregionals	TBA	
Dec. 18-20	NCAAFinal Four	Dallas, TX	

* denotes Mountain West Conference matches.
 ** all times listed are for local site.

2003 NUMERICAL ROSTER

No.	Name	Ht.	Cl.	Pos.	Exp.	Hometown
2	Mandi Kiholm	6-1	JR	RS	TR	Camino, Calif. (Utah Valley State College)
3	April Varner	6-0	JR	OH	1L	Salt Lake City, Utah (Long Beach State)
4	Melanie Togo	5-6	SO	L	HS	Albuquerque, N.M. (Cibola HS)
5	Lauren Richards	6-0	SO	S	1L	Orem, Utah (Timpanogos HS)
6	Lindsey Metcalf	6-0	JR	OH	2L	Orem, Utah (Mountain View HS)
7	Kimberly Wilson	6-0	SO	OH	1L	Provo, Utah (Provo HS)
8	Carrie Bowers	6-2	SR	RS	3L	Salt Lake City, Utah (Highland HS)
9	Lexi Brown	6-1	SO	MB	1L	Sandy, Utah (Jordan HS)
10	Erica Lott	6-2	FR	MB	HS	Orem, Utah (Mountain View HS)
11	Lindsey Kearnl	5-8	JR	L	TR	Provo, Utah (Utah Valley State College)
12	Uila Crabbe	5-7	SR	L	3L	Mililani, Hawai'i (Kamehameha HS)
13	Catherine Parker	6-2	FR	MB	HS	Palos Verdes, Calif. (Palos Verdes Peninsula HS)
14	Lindsay Hartsock	6-4	FR	MB	RS	Inkom, Idaho (Century HS)
15	Sahara Castillo	5-11	SR	OH	1L	Lima, Peru (Ricks College)
16	Lindsey Evans	5-9	FR	L	HS	West Linn, Ore. (West Linn HS)
17	Stacie Powell	5-6	FR	S/DS	HS	Mesa, Ariz (Mesa HS)
18	Laura Nielsen	6-1	SR	MB	1L	Fremont, Calif. (Ricks College)
19	Amy Hulse	6-1	FR	MB	HS	Laguna Niguel, Calif. (Dana Hills HS)
20	Jenna Judkins	5-10	FR	S	HS	Salt Lake City, Utah (Skyline HS)
21	Annie Kemp	5-8	FR	L	HS	Pocatello, Idaho (Century HS)
23	Kimberly Dabo	5-11	FR	OH	HS	Hollister, Calif. (San Benito HS)

Head Coach: Karen Lamb (BYU 1978) – Second Year

Assistant Coaches: Jason Watson (BYU 1995), Mari Carpenter (BYU 2000)

Trainer: Gaye Merrill

ROSTER BREAKDOWN

Returning Starters (7)

Name	Pos.	Ht.	Cl.	Pct.	KPG	DPG	BPG
*Lauren Richards	S	5-11	SO	.136	2.38	0.33	0.41
Carrie Bowers	RS	6-2	SR	.194	2.01	0.80	1.38
Uila Crabbe	L	5-7	SR	-.026	0.05	3.03	0.01
Lindsey Metcalf	OH	6-0	JR	.134	1.95	2.78	0.92
Laura Nielsen	MB	6-1	SR	.298	2.36	0.65	1.20
April Varner	OH	6-0	JR	.146	2.67	2.57	0.43
Kimberly Wilson	OH	6-0	SO	.152	2.63	0.86	0.30

Starters Lost (3)

*Sunny Mahe	RS	6-2	JR	.319	3.56	1.87	1.02
**Karina Puikkonen	S	6-0	JR	.330	1.53	1.65	1.02
Allison Larson	RS	6-0	SR	.212	2.74	0.37	0.83

* Starters in 2001 who redshirted in 2002

** Will not return due to early graduation

Returning Redshirts (2)

Name	Pos.	Ht.	Cl.	Exp.	
Lauren Richards	S	5-11	SO	1L	
Lindsay Hartsock	MB	6-4	FR	HS	Inkom, Idaho (Century HS)

Newcomers (11)

Name	Pos.	Ht.	Cl.	Exp.	Hometown
Mandi Kiholm	RS	6-1	JR	TR	Utah Valley State College
Lindsey Kearnl	L	5-8	JR	TR	Utah Valley State College
Melanie Togo	L	5-6	SO	HS	Albuquerque, N.M. (Cibola HS)
Erica Lott	OH/MB	6-2	FR	HS	Orem, Utah (Mountain View HS)
Catherine Parker	MB	6-2	FR	HS	Palos Verdes, Calif. (P.V. Peninsula HS)
Kimberly Dabo	OH	5-11	FR	HS	Hollister, Calif. (San Benito HS)
Lindsey Evans	L	5-9	FR	HS	West Linn, Ore. (West Linn HS)
Stacie Powell	S	5-6	FR	HS	Mesa, Ariz. (Mesa HS)
Annie Kemp	L	5-8	FR	HS	Pocatello, Idaho (Century HS)
Amy Hulse	MB	6-1	FR	HS	Laguna Niguel, Calif. (Dana Hills HS)
Jenna Judkins	S	5-10	FR	HS	Salt Lake City, Utah (Skyline HS)

Geographic Breakdown

Utah (9)

Carrie Bowers
Lexi Brown
Jenna Judkins
Lindsey Kearnl
Erica Lott
Lindsey Metcalf
Lauren Richards
April Varner
Kim Wilson

California (5)

Kimberly Dabo
Amy Hulse
Mandi Kiholm
Laura Nielsen
Catherine Parker

Idaho (2)

Annie Kemp
Lindsay Lewis-Hartsock

Hawai'i (1)

Uila Crabbe

New Mexico (1)

Melanie Togo

Oregon (1)

Lindsey Evans

Arizona (1)

Stacie Powell

Peru (1)

Sahara Castillo

Returning Letterwinners (9)

Name	Pos.	Ht.	Cl.	Pct.	KPG	DPG	BPG
Carrie Bowers	RS	6-2	SR	.194	2.01	0.80	1.38
Uila Crabbe	L	5-7	SR	-.026	0.05	3.03	0.01
Sahara Castillo	OH	5-11	SR	-.026	0.11	1.26	0.03
Laura Nielsen	MB	6-1	SR	.298	2.36	0.65	1.20
Lindsey Metcalf	OH	6-0	JR	.134	1.95	2.78	0.92
April Varner	OH	6-0	JR	.146	2.67	2.57	0.43
Lauren Richards	S	5-11	SO	.136	2.38	0.33	0.41
Kimberly Wilson	OH	6-0	SO	.152	2.63	0.86	0.30
Lexi Brown	MB	6-1	SO	.195	1.89	0.75	1.39

Letterwinners Lost (5)

*Sunny Mahe	RS	6-2	JR	.319	3.56	1.87	1.02
Karina Puikkonen	S	6-0	JR	.292	4.24	2.33	1.59
Allison Larson	RS	6-0	SR	.198	3.02	2.03	1.10
Michelle Mahaffey	L	5-6	SR	.227	1.91	3.04	0.47
Erin Webb	OH	6-0	SO	.119	1.28	0.49	0.72

Class Breakdown

Senior (4)

Carrie Bowers
Laura Nielsen
Uila Crabbe
Sahara Castillo

Sophomore (4)

Lauren Richards
Alexis Brown
Kimberly Wilson
*Melanie Togo

Junior (4)

Lindsey Metcalf
April Varner
*Lindsey Kearnl
*Mandi Kiholm

Freshman (9)

Lindsey Lewis
*Erica Lott
*Catherine Parker
*Lindsey Evans
*Stacie Powell
*Kimberly Dabo
*Annie Kemp
*Jenna Judkins
*Amy Hulse

* 2003 Newcomer

Cougars and Falcons in Round One of Tourney

PROVO, Utah (Nov. 18, 2003) – Having achieved its 29th 20-win season in 30 years with a pair of wins over UNLV and San Diego State last week, the BYU women's volleyball team will compete in the Mountain West Conference Championship starting Thursday in San Diego, Calif.

BYU (20-7 overall, 10-4 MWC) enters the tournament as the third seed, and will face sixth-seed Air Force (14-14, 4-10) Thursday at 2:30 p.m. (MST). The fifth-annual tournament is being hosted for the first time by SDSU.

The Cougars vs. Falcons match-up will be broadcast live on BYUTV at 2:30 p.m. (MST) and shown on a tape-delayed basis on KBYU-TV at 10:30 p.m. (MST).

"I'm pleased with the progress that our team has been making," BYU coach Karen Lamb said. "We're coming together at the right time and we played very well in our wins last week.

"We know we can't be satisfied at this point, though. Staying focused and being consistent are what we've been stressing and we'll continue with that mindset."

The Cougars are the second-best hitting team in the MWC with a .258 hitting percentage and possess the most balanced attack, as eight players have recorded 100 or more kills on the season – best in the conference.

Sophomore setter Lauren Richards led BYU to a .292 hitting week in the sweeps of the Rebels and the Aztecs. She dished out 11.33 assists per game and was a threat herself with eight kills on 12 attempts with no attack errors.

Defensively, BYU has been making a rapid climb up the national blocking charts. With 25 blocks last week, the Cougars bumped their season average up to 3.15 blocks per game and now rank eighth nationally. BYU has out-blocked six of its last seven opponents, and are 17-2 on the year when holding the blocking edge.

Air Force has dropped both its matches to BYU this year. The Falcons held a 2-0 lead in the first meeting between the two teams, but the Cougars stormed back and rallied for the five-game win. BYU had an easier time the second time around with a 3-0 sweep. The Falcons are led by MWC kills leader Delavane Diaz who averages 5.02 kills per game.

"Air Force has some talented players," Lamb said. "Every time they play us, they seem to come out with some extra fire, so we have to match their intensity from the start."

On BYU's side of the bracket is Utah, which has won the past two MWC Tournament crowns. The Cougars are 8-3 all time in the tournament and have won one championship, in 2000.

Where to find BYU Television

Dish Network (channel 9403)

DirecTV PLUS (channel 374)

Comcast Cable in Utah (channel 21)

Spanish Fork City Cable in Spanish Fork, UT (channel 40)

Charter Cable in St. George, UT (channel 78)

Cox Digital Cable in Arizona (channel 112)

Cox Digital Cable in Nevada (channel 384)

All-American Cable & Cable America in Mesa, Ariz (channel 97)

Cowley Cable Television in southern Wyoming

Eagle West L.L.C. Cable in Arizona and Nevada (channel 98)

Lovell Cable in Lovell, WY(channel 50)

TCT, West in Lovell, WY (channel 118)

Cable One in Safford, AZ (channel 49)

Grant County Public Utility District in Ephrata, WA(channel 425)

Broadcast Produced by the MWC

This is the second straight year that matches will be broadcast back to each Mountain West Conference market, and the fourth straight year the MWC has televised the entire championship. Preliminary round matches can be seen on over-the-air and cable affiliates throughout the Mountain West Conference region.

Saturday's title match will be televised live at 8 p.m. MT on Fox Sports Net (Rocky Mountain) with a coverage area including Colorado, Utah and Wyoming, as well as parts of Montana, Idaho, Kansas, Nebraska and Nevada. The telecast will also be available to a national audience on FSN to DirectTV subscribers. The semifinals and finals will air on CSTV via tape delay. The complete schedule, satellite coordinates and clearances are listed below. Check local listings for match coverage.

SATELLITE:

Thursday-Saturday Galaxy 11C TR. 20
Downlink: 4100 V

CLEARANCES:

School	Market	Station
Air Force	Colorado Springs	Adelphia Cable(Channel 32)
BYU	Provo	KBYU (Channel 11)
CSU	Fort Collins	Comcast Cable (Channel 68)
New Mexico	Albuquerque	KRQE (Channel 13)
San Diego State	San Diego	Cox (Channel 4)
UNLV	Las Vegas	Cox (Channel 48)
Utah	Salt Lake City	KULC (Channel 9)
Wyoming	Casper	KTWO (Channel 2)
	Cheyenne	KKTU (Channel 33)

Regional/National Outlets

Fox Sports Net Rocky Mountain (championship match - live)
CSTV (semifinals and championship - tape delay)

**LOOKING AT Air Force**

The Falcons closed out the conference season at 4-10 after splitting a pair of road matches last week. AFA fell at No. 15 Colorado State, but posted a 3-0 win at Wyoming.

The Falcons hit .288 vs. Wyoming--their highest efficiency since a .371 mark in the conference opener vs. New Mexico Sept. 26.

Senior Delavane Diaz, who tallied 32 kills

last week, has led the MWC in kills 12 straight weeks and her 4.93 average in league matches is an MWC record for single season kills per game.

BYU vs. Air Force in 2002 and in 2003

BYU held an unblemished record against Air Force until last season. The Falcons managed their first win against BYU at the Smith Fieldhouse in the first meeting of the two teams in 2002. The Cougars went on to down Air Force one month later in Colorado Springs.

This season, BYU is 2-0 against Air Force. In the first meeting between the two teams in Colorado Springs, the Cougars came from 0-2, for the first time this season, to win in a five-game thriller. In the second meeting on Nov. 1, BYU swept the Falcons, including a 30-11 score in the second game, the highest margin BYU has won by in a single game this season.



Penny Lucas-White



Delavane Diaz

Cougars Storm Back to Down Falcons

COLORADO SPRINGS, Colo. (Oct. 3, 2003) -- Staging its biggest comeback of the season, the BYU women's volleyball team stormed back from an 0-2 deficit to defeat Air Force 3-2 (20-30, 25-30, 30-25, 30-24, 15-5) Friday night.

"It was really bleak and things were pretty horrible," BYU coach Karen Lamb said. "But we made some adjustments and came through and played great the last three games.

The outside hitting duo of Kim Wilson and April Varner paced BYU with 18 kills apiece. Wilson also hit at a .349 clip, and Varner put up 10 digs for her second double-double of the season.

Lexi Brown and Carrie Bowers also hit double-digit kills with 11 each. Brown effort was void of hitting errors as she posted a .550 attack percentage.

The Falcons started the match on fire, and hit a match-high .481 in the first game, followed by a .387 attack percentage in the second game. That proceeded to put the Cougars in a 0-2 hole. Before Friday, BYU was 0-4 this season when it had lost the first two games of a match.

The Cougars awoke in the third game, adjusting to Air Force outside hitter Delavane Diaz, who finished with 26 kills on the night. BYU took the next two games in quick fashion before running away with the fifth and final game.

Lauren Richards continues to be a top all-around force, as she dished out 54 assists to go with seven kills, seven blocks and one ace.

BYU out blocked Air Force 14-11 on the night with Brown and Richards leading the match with seven apiece. Uila Crabbe collected a match-high 14 digs.

Falcons Grounded by Cougar Sweep

PROVO, Utah (Nov. 1, 2003) -- The BYU women's volleyball team finished off the home portion of its Mountain West Conference schedule in style with a resounding 3-0 (30-23, 30-11, 30-21) sweep of Air Force Saturday night in the Smith Fieldhouse.

"We got off to a rough start in the first game," BYU coach Karen Lamb said. "They're a strong serving team -- the second-best serving team in the conference. But we got our defensive specialists in there to stabilize things."

Hartssock tied a career-high with five aces in the match.

BYU was led by sophomore middle blocker Lexi Brown for the second time in as many nights with 11 kills. She also hit a season-high .556 and matched a season-high with seven blocks.

Sophomore setter Lauren Richards distributed the ball evenly as all players had double-digit attack attempts, except for Hartssock who had nine.

Defensively, Metcalf matched Brown's match-high seven blocks, which including a career-high tying four solo blocks. Uila Crabbe had a match-high nine digs.

2003 Air Force Women's Volleyball Roster

No.	Name	Hgt.	Pos.	Cl.	Hometown (Previous School)
1	Ashley Harris	5-11	OR	So.	Missouri City, Texas (Elkins)
2	Jenalee Burke	5-10	L/S	Jr.	Bakersfield, Calif. (Stockdale)
3	Kristin Huit	5-6	S	Sr.	Fresno, Calif. (Bullard)
4	Carly Siefken	5-9	S	So.	Beaverton, Ore. (Westview)
6	Krissi Gage	5-3	DS/L	Jr.	San Antonio, Texas (Tom C. Clark)
7	Lamecca Jefferson	6-1	OH	Jr.	Beeville, Texas (A.C. Jones)
8	Lindsay Bengard	5-11	MB/OH	Fr.	St. Louis, Mo. (Visitation Academy)
9	Brittany Oligney	5-10	OH	Fr.	Katy, Texas (Katy)
10	Delavane Diaz	5-11	OH	Sr.	Tampa, Fla. (Berkeley Prep)
11	Brittany Edmonds	5-11	OH	Sr.	Grand Junction, Colo. (Central)
13	Rebecca Gallegos	5-8	OH	So.	Las Vegas, N.M. (Robertson)
16	Molly White	6-1	MB/OH	Jr.	Lafayette, La. (Lafayette)
19	Trier Bryant	5-10	OH	So.	Denver, Colo. (Colorado Academy)
23	Kristin Hamlett	6-1	MB	So.	Escondido, Calif. (San Pasqual)

Head Coach: Penny Lucas-White (Memphis, 1993)
 Assistant Coaches: Verna Julaton (Metro State, 1989)
 Maj. Scott Nelson (USAFA, 1988)
 2nd Lt. Christina Nigro (USAFA, 2003)

SPORTS INFO

Volleyball Contact: Valerie Perkin
 Phone: (719) 333-9025
 FAX: (719) 333-3798
 E-mail: Valerie.Perkin@USAFA.af.mil
 Website: www.airforcesports.com

BYU vs. Air Force 2003

RECORD:	OVERALL	HOME	AWAY	NEUTRAL
ALL MATCHES	2-0	1-0	1-0	0-0
CONFERENCE	2-0	1-0	1-0	0-0
NON-CONFERENCE	0-0	0-0	0-0	0-0

##	STATS SUMMARY	G	ATTACK				Pct	SET		SERVE			DIG			BLOCKING			BE	BHE		
			K	KPG	E	TA		A	APG	SA	SE	SAPG	RE	DIG	DPG	BS	BATotal	BPG				
18	NIELSEN, Laura	5	7	1.40	0	11	.636	0	0.00	0	0	0.00	0	1	0.20	0	5	5	1.00	0	1	9.5
9	BROWN, Lexi	7	22	3.14	1	38	.553	0	0.00	0	3	0.00	0	3	0.43	1	13	14	2.00	0	0	29.5
14	HARTSOCK, Lindsay	5	7	1.40	2	13	.385	4	0.80	5	2	1.00	0	2	0.40	2	2	4	0.80	0	0	15.0
5	RICHARDS, Lauren	8	13	1.62	4	24	.375	88	11.00	1	7	0.12	1	9	1.12	1	9	10	1.25	1	2	19.5
7	WILSON, Kim	8	27	3.38	6	60	.350	1	0.12	0	3	0.00	3	13	1.62	0	1	1	0.12	1	0	27.5
8	BOWERS, Carrie	8	18	2.25	9	35	.257	7	0.88	2	1	0.25	0	9	1.12	0	9	9	1.12	1	0	24.5
3	ARNER, April	5	18	3.60	11	39	.179	1	0.20	1	3	0.20	1	10	2.00	0	0	0	0.00	0	1	19.0
6	METCALF, Lindsey	5	8	1.60	5	25	.120	0	0.00	1	0	0.20	2	8	1.60	4	3	7	1.40	0	0	14.5
15	CASTILLO, Sahara	4	0	0.00	0	0	.000	0	0.00	0	2	0.00	0	1	0.25	0	0	0	0.00	0	0	0.0
4	TOGO, Melanie	8	0	0.00	0	0	.000	0	0.00	3	0	0.38	2	10	1.25	0	0	0	0.00	0	0	3.0
11	KEARL, Lindsey	3	0	0.00	0	0	.000	1	0.33	0	1	0.00	0	2	0.67	0	0	0	0.00	0	0	0.0
12	CRABBE, Uila	8	0	0.00	0	1	.000	4	0.50	0	0	0.00	3	23	2.88	0	0	0	0.00	0	0	0.0
TEAM																						
BYU COUGARS.....		8	120	15.00	38	246	.333	106	13.25	13	22	1.62	13	91	11.38	8	42	29.0	3.62	3	4	162.0
Opponent.s.....		8	90	11.25	53	250	.148	86	10.75	13	21	1.62	13	73	9.12	3	28	17.0	2.12	5	2	120.0

BYU vs. Air Force 2003 Boxscores

Game #1 vs. Air Force

Volleyball Box Score
2003 BYU Women's Volleyball Stats
BYU Cougars vs Air Force (Oct 03, 2003 at Colorado Springs)

##	BYU Cougars	GP	K	E	TA	PCT	A	SA	SE	RE	DIG	BS	BA	BE	BHE
3	ARNER, April	5	18	11	39	.179	1	3	1	10	0	0	0	0	1
3	RICHARDS, Lauren	5	7	2	10	.500	54	1	5	0	5	1	6	1	2
6	METCALF, Lindsey	2	1	2	6	-.167	0	0	0	2	0	0	0	0	0
8	BOWERS, Carrie	5	11	7	21	.190	3	2	1	0	4	0	5	0	0
14	HARTSOCK, Lindsay	2	3	1	4	.500	4	0	1	0	0	1	0	0	0
18	NIELSEN, Laura	5	7	0	11	.636	0	0	0	0	1	0	5	0	1
4	TOGO, Melanie	5	0	0	0	.000	0	1	0	1	4	0	0	0	0
7	WILSON, Kim	5	18	3	43	.349	0	0	2	2	6	0	1	1	0
9	BROWN, Lexi	4	11	0	20	.550	0	0	2	0	1	0	7	0	0
12	CRABBE, Uila	5	0	0	1	.000	4	0	0	1	14	0	0	0	0
15	CASTILLO, Sahara	3	0	0	0	.000	0	0	2	0	1	0	0	0	0
TEAM															
Totals.....		5	76	26	155	.323	66	5	16	8	46	2	24	2	4

TEAM ATTACK PER GAME

Game	K	E	TA	Pct
1	14	5	29	.310
2	18	9	41	.220
3	20	7	38	.342
4	17	4	34	.382
5	7	1	13	.462

TOTALTEAM BLOCKS: 14.0

GAME SCORES	1	2	3	4	5	TEAM RECORDS
BYU Cougars	20	25	30	30	15	12-4, 3-1 MWC
Air Force	30	30	25	24	5	10-5, 1-1 MWC

##	Air Force	GP	K	E	TA	PCT	A	SA	SE	RE	DIG	BS	BA	BE	BHE
3	HUITT, Kristin	5	2	1	3	.333	54	0	2	0	4	0	3	1	0
4	SIEFKEN, Carly	5	0	0	1	.000	1	5	2	1	4	0	0	0	0
10	DAZ, Delavane	5	26	11	60	.250	1	2	2	3	12	0	2	0	1
11	EDMONDS, Brittany	5	1	0	4	.250	0	1	2	0	7	0	0	1	0
13	GALLEGOS, Rebecca	5	7	2	12	.417	0	0	1	0	3	0	4	0	0
23	HAMLETT, Kristin	5	8	5	29	.103	0	0	2	0	2	1	5	0	0
2	BURKE, Jenalee	5	0	1	1	-.000	0	0	0	1	9	0	0	0	0
7	JEFFERSON, Lamecca	5	2	5	13	-.231	1	0	0	0	2	0	0	1	0
8	BENGARD, Lindsay	1	0	0	0	.000	0	0	0	0	0	0	0	0	0
16	WHITE, Molly	5	13	1	20	.600	0	0	0	0	0	1	4	1	0
19	BRYANT, Trier	1	0	1	1	-.000	0	0	0	0	0	0	0	0	0
Totals.....		5	59	27	144	.222	57	8	11	5	43	2	18	4	1

TEAM ATTACK PER GAME

Game	K	E	TA	Pct
1	15	2	27	.481
2	16	4	31	.387
3	9	6	28	.107
4	16	9	41	.171
5	3	6	17	-.176

TOTALTEAM BLOCKS: 11.0

Site: Colorado Springs (Cadet East Gym)
Date: Oct 03, 2003 Attend: 514 Time: 2:15
Referees: KIM PICKERING, DAN APOL

Game #2 vs. Air Force

Volleyball Box Score
2003 BYU Women's Volleyball Stats
Air Force vs BYU Cougars (Nov 01, 2003 at Provo, Utah)

##	Air Force	GP	K	E	TA	PCT	A	SA	SE	RE	DIG	BS	BA	BE	BHE
2	BURKE, Jenalee	3	0	0	0	.000	0	0	0	0	0	3	0	0	0
3	HUITT, Kristin	3	1	1	5	.000	27	0	1	0	6	0	0	1	0
4	SIEFKEN, Carly	2	0	0	0	.000	0	0	0	1	3	0	0	0	0
10	DAZ, Delavane	3	10	5	31	.161	0	1	2	4	4	0	0	0	0
11	EDMONDS, Brittany	3	0	0	0	.000	1	0	1	1	3	0	0	0	0
19	BRYANT, Trier	2	3	1	8	.250	0	0	2	0	1	0	3	0	1
7	JEFFERSON, Lamecca	3	4	10	25	-.240	0	0	0	0	3	1	2	0	0
13	GALLEGOS, Rebecca	3	2	0	2	1.000	0	0	0	2	5	0	0	0	0
16	WHITE, Molly	3	4	3	13	.077	1	1	2	0	0	0	3	0	0
23	HAMLETT, Kristin	3	7	6	22	.045	0	3	2	0	2	0	2	0	0
Totals.....		3	31	26	106	.047	29	5	10	8	30	1	10	1	1

TEAM ATTACK PER GAME

Game	K	E	TA	Pct
1	12	6	36	.167
2	6	12	33	-.182
3	13	8	37	.135

TOTALTEAM BLOCKS: 6.0

GAME SCORES	1	2	3	TEAM RECORDS
Air Force	23	11	21	13-11, 3-7
BYU Cougars	30	30	30	18-6, 8-3

##	BYU Cougars	GP	K	E	TA	PCT	A	SA	SE	RE	DIG	BS	BA	BE	BHE
5	RICHARDS, Lauren	3	6	2	14	.286	34	0	2	1	4	0	3	0	0
6	METCALF, Lindsey	3	7	3	19	.211	0	1	0	0	8	4	3	0	0
7	WILSON, Kim	3	9	3	17	.353	1	0	1	1	7	0	0	0	0
8	BOWERS, Carrie	3	7	2	14	.357	4	0	0	0	5	0	4	1	0
9	BROWN, Lexi	3	11	1	18	.556	0	0	1	0	2	1	6	0	0
14	HARTSOCK, Lindsay	3	4	1	9	.333	0	5	1	0	2	1	2	0	0
4	TOGO, Melanie	3	0	0	0	.000	0	2	0	1	6	0	0	0	0
11	KEARL, Lindsey	3	0	0	0	.000	1	0	1	0	2	0	0	0	0
12	CRABBE, Uila	3	0	0	0	.000	0	0	0	2	9	0	0	0	0
15	CASTILLO, Sahara	1	0	0	0	.000	0	0	0	0	0	0	0	0	0
Totals.....		3	44	12	91	.352	40	8	6	5	45	6	18	1	0

TEAM ATTACK PER GAME

Game	K	E	TA	Pct
1	18	6	37	.324
2	13	2	25	.440
3	13	4	29	.31

BYU in the 2002 MWC Tournament

An improving team as the season progressed, the Cougars staged a stirring run through the MWC Tournament in Fort Collins, Colo. BYU's only chance of qualifying for an NCAA Tournament berth would have been to win the MWC Tournament and secure the conference's automatic bid. Entering the tournament BYU was an impressive 5-2 in five-game matches on the season. The Cougars battled through a hard fought 3-2 win over UNLV in the opening round to setup a match-up with host Colorado State.

After winning the first game versus the Rams, CSU proceeded to take the next two games, but BYU, behind the second career triple-double from Karina Puikkonen, fought back in dramatic fashion to knock off the top-seeded Rams, 3-2, and advance to the final against Utah. Coming off two grueling five-game matches the Cougars post-season hopes were dashed by the Utes. BYU's Puikkonen and Allison Larson were recognized with MWC All-Tournament selections.

BYU in the MWC**Tournament**

vs. Air Force	0-0
vs. Colorado St.	2-1
vs. New Mexico.	1-0
vs. San Diego State . . .	0-0
vs. UNLV	1-0
vs. Utah	1-2
vs. Wyoming	3-0
Overall vs. MWC	8-3

BYU All-MWC Tournament Selections

- 1999 - Nina Puikkonen, So., MB
- 2000 - Nina Puikkonen, Jr., MB
- 2000 - Sunny Mahe, So., OH
- 2001 - Nina Puikkonen, Sr., MB
- 2001 - Uila Crabbe, So., DS*
- 2002 - Allison Larson, Sr., OH
- 2002 - Karina Puikkonen, Jr., S

**Defensive specialist selection.*

BYU MWC Tournament MVP

- 2000 - Nina Puikkonen, Jr., MB



Former BYU middle blocker Nina Puikkonen was a three-time All-American and the 2000 MWC Tournament MVP.

BYU MWC Tournament Results**1999 MWC Championship – Provo, Utah**

Wed Nov. 24 – Quarterfinals

#3 Utah def. #6 SDSU, 3-2

#2 CSU def. #7 UNLV, 3-1

#5 New Mexico def. #4 Air Force, 3-2

#1 BYU def. #8 Wyoming, 3-0

Friday, Nov. 26 – Semifinals

#2 CSU def. #3 Utah, 3-2

#1 BYU def. #5 New Mexico, 3-0

Saturday, Nov. 27 – Finals

#2 CSU def. #1 BYU, 3-0

2000 Championship – Fort Collins, Colo.

Thursday, Nov. 16 – Quarterfinals

#2 BYU def. #7 Wyoming, 3-1

#3 Utah def. #6 UNLV, 3-1

#1 CSU def. #8 Air Force, 3-0

#4 SDSU def. #5 New Mexico, 3-2

Friday, Nov. 17 – Semifinals

#2 BYU def. #3 Utah, 3-1

#1 CSU def. #4 SDSU, 3-0

Saturday, Nov. 18 – Finals

#2 BYU def. #1 CSU, 3-2

2001 MWC Championship – Provo, Utah

Thursday, Nov. 15 – Quarterfinals

#1 Colorado State def. #8 Air Force 3-0

#2 Utah def. #7 New Mexico 3-0

#3 BYU def. #6 Wyoming 3-0

#5 UNLV def. #4 SDSU 3-2

Friday, Nov. 16 – Semifinals

#1 Colorado State def. #5 UNLV 3-0

#2 Utah def. #3 BYU 3-1

Saturday, Nov. 17 – Finals

#2 Utah def. #1 Colorado State 3-2

2002 MWC Championship - Fort Collins, Colo.

Thursday, Nov. 21 - Quarterfinals

#3 Utah def. #6 Wyoming 3-0

#2 SDSU def. #7 New Mexico 3-0

#4 BYU def. #5 UNLV 3-2

#1 Colorado State def. #8 Air Force 3-0

Friday, Nov. 22 - Semifinals

#3 Utah def. #2 SDSU 3-0

#5 BYU def. #1 Colorado State 3-2

Saturday, Nov. 23 - Finals

#3 Utah def. #5 BYU 3-0



www.TheMWC.com

MOUNTAIN WEST CONFERENCE

BYU is a member of the Mountain West Conference. The Cougars have a 42-14 regular season record in four years of MWC play after finishing fourth in 2002 with a 7-7 mark.

BYU won the inaugural regular season title in 1999 with a 13-1 record and finished second in 2000 with a 12-2 mark. BYU appeared in the MWC Tournament title match in each of the first two seasons, winning the title over Colorado State in Fort Collins in 2000 after losing the 1999 title to the Rams in Provo. Utah won the 2001 and 2002 crowns, in Provo and Fort Collins, respectively. Six of the eight MWC programs have competed in postseason action over the years. In 2002, two MWC teams earned NCAA bids. BYU made a run in the MWC Tournament to clinch the automatic berth as the tournament champion, but was derailed by Utah in the finals.

Since the MWC was founded in 1999, BYU, Colorado State and Utah have represented the conference in the NCAA tournament each season. After three teams were ranked in the top-25 at the end of 2001 (CSU 10, Utah 15 and BYU 22), no MWC teams finished in the top 25 in 2002. Overall, BYU has made 20 NCAA appearances, followed by Colorado State with 14, SDSU with 13, New Mexico with seven, and Utah with five and Wyoming with four.

BYU has a winning record over every MWC team with an overall conference winning percentage of .829. The 2002 MWC Tournament was held in Fort Collins, Colo., Nov. 21-23, with Utah defeating BYU in the final.

BYU vs. MWC Teams (Through 11/17/2003)

vs. Air Force	11-1-0 (.917)
vs. Colorado St.....	44-15-1 (.742)
vs. New Mexico.....	54-7-0 (.885)
vs. San Diego State.....	27-15-0 (.643)
vs. UNLV.....	13-2-0 (.867)
vs. Utah.....	61-14-0 (.813)
vs. Wyoming.....	54-3-0 (.947)
Overall vs. MWC	262-57-1 (.821)

2003 Mountain West Conference Standings

Team	Conference			Overall		
	W	L	Pct	W	L	Pct
Colorado State (15)	14	0	1.000	24	4	.857
Utah.....	12	2	.857	18	7	.720
BYU.....	10	4	.714	20	7	.741
San Diego State.....	7	7	.500	17	13	.567
UNLV.....	4	10	.286	11	16	.407
Air Force.....	4	10	.286	14	14	.500
Wyoming.....	4	10	.286	15	15	.500
New Mexico.....	1	13	.071	4	24	.143

2003 MWC Preseason Coaches Poll

Rk.	Team (1st votes)	Pts.	2002 Finish
1.	Utah (5)*	47	3rd
2.	Colorado State (2)	41	1st
3.	BYU	36	4th
4.	San Diego State (1)	35	2nd
5.	UNLV	23	5th
6.	Wyoming	22	6th
7.	New Mexico	13	7th
8.	Air Force	7	8th

This Week's MWC Play

MWC CHAMPIONSHIP SCHEDULE

November 20 (Thursday)		
#2 UTAH vs. #7 WYO	11 a.m. PT	MWC-TV
#3 BYU vs. #6 AFA	1:30 p.m. PT	MWC-TV
#1 CSU vs. #8 UNM	4 p.m. PT	MWC-TV
#4 SDSU vs. #5 UNLV	7 p.m. PT	MWC-TV
November 21 (Friday)		
Semifinal #1	4 p.m. PT	MWC-TV
	CSTV (delay-Nov. 22 at 11 a.m.)	
Semifinal #2	7 p.m. PT	MWC-TV
	CSTV (delay-Nov. 22 at 1 p.m.)	
November 22 (Saturday)		
Championship	7 p.m. PT	MWC-TV
	Fox Sports Net-RM (live)	



MOUNTAIN WEST CONFERENCE PLAYERS OF THE WEEK:

- Sept. 2 - Carrie Bowers, Sr., RS, BYU**
- Sept. 8 - Kim Turner, Sr., MB, Utah
- Sept. 15 - Lauren Richards, So., S, BYU,** and Delavane Diaz, Sr., OH, Air Force
- Sept. 22 - Katie Jo Shirley, Jr., MB, Colorado State
- Sept. 29 - Lamecca Jefferson, Jr., OH, Air Force
- Oct. 6 - Jill Roslund, Jr., MB, Wyoming
- Oct. 13 - Tess Rogers, So., OH, Colorado State
- Oct. 20 - Kim Turner, Sr., MB, Utah
- Oct. 27 - Andreyana Downs, So., RS, Colorado State
- Nov. 3 - Kim Turner, Sr., MB, Utah
- Nov. 10 - Katie Jo Shirley, Jr., MB, Colorado State, and Kelsie Kartchner, Jr., S/OH, Utah
- Nov. 17 - Kim Turner, MB, Utah

2003 QUICK FACTS**UNIVERSITY INFORMATION**

Location Provo, Utah 84602
 Elevation 4,553 feet
 Enrollment 32,122 (Daytime)
 Founded October 15, 1875
 Owned . Church of Jesus Christ of Latter-day Saints
 Nickname Cougars
 Mascot Cosmo
 Colors dark blue, white and tan
 Conference Mountain West
 Arena Smith Fieldhouse (5,000) wood floor
 BYU President . Cecil O. Samuelson (Utah, 1970)
 Women's AD Elaine Michaelis (BYU, 1960)

VOLLEYBALL INFORMATION

Head Coach Karen Lamb (BYU, 1978)
 Office Phone 801-422-4225
 Assistant Coaches Jason Watson (BYU, 1995)
 Mari Carpenter (BYU, 2000)
 Lamb Record at BYU: 34-25 (.576)/2nd year
 Lamb Career Record 124-120 (.508)/ 7 years
 BYU's All-Time Record: 921-251-5 (.786)
 2002 Record 14-19
 2002 MWC Record 7-7 (4th)
 2002 NCAA N/A
 2002 Final Ranking N/A
 Starters Returning/Lost 7/3
 Letterwinners Returning/Lost 9/5
 Newcomers 11

ATHLETIC MEDIA RELATIONS

Primary Volleyball Contact Sam Araki
 Phone 801-422-8948
 E-mail wvolleyball_sid@byu.edu
 Secondary Volleyball Contact Brett Pyne
 Phone 801-422-4912
 Fax 801-422-0633
 E-mail brett_pyne@byu.edu
 Homepage www.byucougars.com
 Pressrow Phone 801-422-8342
 Mailing Address

BYU Athletic Media Relations
 30 Smith Fieldhouse
 Provo, Utah 84602

Weekly Notes:**WEEK #12 IN REVIEW ...**

BYU swept both its matches last week in convincing fashion. The Cougars were led, as they have been in recent matches, by their blocking. BYU put up 25 blocks in the two matches to stifle UNLV and San Diego State.

THIS WEEK

This week BYU will participate in the MWC Tournament, and enters the competition as the No. 3 seed. The Cougars will face No. 6 seed Air Force in the first round of the tournament Thursday at 1:30 p.m. (PST). The semifinals will take place on Friday and the championship match will be played Saturday at 7 p.m. For the first time ever, the MWC Women's Volleyball Tournament will be hosted by San Diego State University on the campus of SDSU at Peterson Gym.

UILA'S MILESTONE

On the heels of recording her 1,000th dig against Utah two weeks ago, Cougar senior libero Uila Crabbe followed that up with two exceptional performances last week. She collected 32 total digs for a 5.33 digs per game average. She needs nine digs to pass Caroline Bower for fifth all-time at BYU. This season she leads all MWC players with 358 total digs and a 3.65 dpg average. Crabbe needs 44 digs to pass Cherie Sam Fong and set the all-time single season digs record at BYU.

LOOKING AT THE NUMBERS ...

Will the Cougars win today? A close look at the numbers reveals that BYU is 12-0 this season when winning the first game. All BYU's wins this season have come when the Cougars hold a hitting percentage advantage over their opponents, a perfect 20-0 record.

THE PLAY OF BROWN BOMBER

Brown is proving that she belongs when she receives playing time. She recorded match highs of 16 kills and a .419 attack percentage in the sweep of SDSU. She wasn't a slouch on the defensive side of the ball either, as she tied for the match high with five blocks.

BYU'S LEADING DUO ...

Junior outside hitter Lindsey Metcalf and sophomore middle blocker Lexi Brown each took turns in leading the Cougars. Neither has been a focal point of the attack this season, but Metcalf and Brown led BYU in kills against the Rebels and Aztecs. It marked the third match that each has led the team in kills.

THE COUGAR STUFF

The Cougars collected 25 blocks in six games last week, for a 4.17 bpg average. Entering play this week, BYU is ranked as the No. 8 blocking team in the nation with 3.08 bpg. In MWC play, the Cougars are No. 1, averaging 3.36 bpg. The Cougar block has improved with each passing week and continues to move up the rankings each week.

TOO MUCH METCALF

Metcalf also led the team in blocks last week with nine, including five solo blocks. One of the best blocking outside hitters in the MWC, she is averaging 0.87 blocks per game.

OFFENSIVE COUGARS

BYU is second-best hitting team in the MWC, hitting at a .258 clip. The Cougars are also the only team with more than two players in the conference top 10 for hitting percentage. The Cougars have four players ranked in the top 10 (3-Lindsay Hartsock .357; 4-Lexi Brown .346; 5-Laura Nielsen .333; 9-Carrie Bowers .298).

BYU BALANCE

Demonstrating depth and distribution, the Cougars are the only team in the MWC to have eight players with over 100 kills.

MWC FRESHMAN OF THE YEAR CANDIDATE

Lindsay Hartsock continues to impress this season as she is the only freshman in the MWC to rank in the top six of any statistical category. She is third in hitting percentage (.357), fourth in blocks per game (1.27) and sixth in service aces per game (0.36).

NOT A MIDDLING BUNCH

All three middle blockers on the BYU active roster are hitting over .300 on the year (Lindsay Hartsock .357; Lexi Brown .346; and Laura Nielsen .333). They are hitting a collective .343 (378-103-803).

HIGHLIGHT PLAYER FROM LAST WEEK – LAUREN RICHARDS

Sophomore setter Lauren Richards continues to grow as a distributor. BYU is the only MWC team to have eight players with 100 or more kills. In leading the Cougars to a pair of sweeps over UNLV and San Diego State last week, Richards led the team to a .292 hitting percentage, including a .348 effort against the No. 4 blocking San Diego State squad.

On the week, Richards exceeded her season averages in blocks, digs and aces per game, as well as hitting percentage.

In a sweep of UNLV Friday, Richards had a season-low three attack attempts, but contributed four aces, a match-high, and one off her career-high. Richards had averaged 14.7 attempts per match this season, but had 12 total attempts last week. She put down eight kills on 12 attempts with no attack errors to almost triple her effectiveness, as she hit .667.

Demonstrating distribution, Richards has continued to make better and better decisions, as the season has worn on. On the season, BYU is the only team in the MWC to have eight players with 100 or more kills. Last week all eight of those players registered double-digit attack attempts.

She led the Cougars to the second-best hitting percentage in MWC play (.266), and second-best overall (.258).

2003 HIGHLIGHTS/AWARDS**BYU's Individual Honors and Accomplishments****MWC Player of the Week**

Carrie Bowers, Sr., RS (9/2)
Lauren Richards, So., S (9/15)

All-Tournament Teams**Florida Campus USA Credit Union****Invitational (Aug. 29-30)**

Carrie Bowers, Sr., RS
Lauren Richards, So., S

SMS Dr. Mary Jo Wynn Invitational (Sept. 5-6)

Kim Wilson, So., OH

BYU Mizuno Classic (Sept. 12-13)

Kim Wilson, So., OH (MVP)
Carrie Bowers, Sr., RS
Lauren Richards, So., S

Cougar Achievements**Double-Doubles:**

Lauren Richards (10)
@ Florida (8/30) - 23 A and 10 D
v. American (8/29) - 41 A and 12 D
v. Arkansas (9/5) - 48 A and 11 K
v. North Texas (9/5) - 44 A and 13 D
v. Rice (9/13) - 52 A and 10 D
v. Penn State (9/13) - 55 A and 11 D
v. Nevada (9/20) - 35 A and 11 D
v. Colorado State (9/26) - 25 A and 10 D
v. San Diego State (10/17) - 50 A and 10 D
@ Utah (11/7) - 41 A and 11 D

Kim Wilson (7)

v. Saint Louis (9/6) - 29 K and 13 D
v. Ohio State (9/12) - 13 K and 10 D
v. Rice (9/13) - 21 K and 11 D
v. Penn State (9/13) - 22 K and 11 D
v. Utah (10/10) - 18 K and 11 D
v. San Diego State (10/17) - 14 K and 17 D
v. UNLV (10/18) - 18 K and 12 D

Lindsey Metcalf (4)

v. Rutgers (8/29) - 11 K and 11 D
v. Wyoming (9/27) - 12 K and 10 D
v. San Diego State (10/17) - 11 K and 11 D
@ Wyoming (10/24) - 10 K and 14 D

April Varner (3)

v. Wyoming (9/27) - 15 K and 10 D
v. Air Force (10/3) - 18 K and 10 D
@ Weber State (10/7) - 15 K and 16 D

Carrie Bowers (1)

v. Arkansas (9/5) - 17 K and 11 D

Triple-Doubles:

NONE

30 Kills:

NONE

30 Digs:

NONE

Season Notes:**DIVISION I ALL-TIME WINS LEADERS**

UCLA	960
SMS	927
BYU	921
Nebraska.	898
Long Beach State.	896

CRABBE PASSES 1,000

Senior libero Uila Crabbe put up 16 digs against Utah, Nov. 7. In the second game of that match, she passed the 1,000 dig mark, to become only the sixth Cougar to reach that mark. She needs 43 digs to pass Caroline Bower (1,052) for fifth all-time at BYU.

BYU ATTENDANCE

BYU is ranked 26th nationally in average attendance. The Cougars average 1,323 fans per match at the Smith Fieldhouse, second in the Mountain West Conference (Colorado State - 1,390) BYU has played at home 12 times this season, and 10 matches have seen crowds of over 1,000. In the other two matches, there was a scheduling overlap with BYU home football games.

INJURY UPDATE

It is relatively quiet on the injury front for the Cougars. Other than various minor bumps and bruises there is nothing serious.

HOME SWEET HOME

With the conclusion of its MWC regular season schedule, BYU stands 10-2 at home in the Smith Fieldhouse. It is in stark contrast to 2002, and the Cougars' have more than doubled their home wins from last season when they went 4-12 at home. The Cougars still have two home matches remaining this season on Thanksgiving week against Utah State on Nov. 25 and Eastern Michigan on Nov. 28.

TURNAROUND COUGARS

In 2002, BYU had 14 wins total. With the team's 20th win at San Diego State Saturday, the Cougars have won 20 matches this season. The six win improvement is tied for the ninth best in the country and best in the MWC.

POLL POSITION

After spending four consecutive weeks receiving votes in the USA Today/AVCACoaches Top 25 Poll, BYU fell out of the polls as a listed team Oct. 13. The Cougars peaked as they were listed No. 26 on Sept. 26. Since the beginning of the AVCACoaches Top 20 Poll in 1982, BYU has been ranked a total of 252 weeks, which ranks the Cougars eighth in NCAA history.

IRON WOMEN

Lauren Richards and Uila Crabbe are the only Cougars to play in every game this season, as BYU continues to search for its most effective lineup. Crabbe has played in every game since the start of the 2001 season.

REDSHIRTS FOR 2003

Of BYU's eight incoming true freshman, seven are slated to redshirt the 2003 season. They are: Erica Lott, Catherine Parker, Lindsey Evans, Stacie Powell, Amy Hulse, Annie Kemp and Kimberly Dabo.

ROSTER OF CHAMPIONS

After an unprecedented year in which nine of the 16 players on the roster sustained injury, BYU made it a mandate to recruit additional talent. While at times last year the Cougars didn't have enough players to scrimmage, with the current 21 players on the roster, BYU is not only ensured of having enough players to practice, but the team's competitive level of play in practice has risen.

YOUNG AND EXPERIENCED

Of the Cougars' nine returning letterwinners, eight have starting experience. Of those eight, all eight have the potential to be All-MWC team selections with playing time.

MILESTONE MANNER

Sophomore setter Lauren Richards collected 34 assists against Air Force on Nov. 1 to put her over the 1,000-assist mark at 1,007, to mark the first milestone she has hurdled in her young career.

KEARL IN ROTATION

Junior defensive specialist Lindsey Kearl has played in the Cougars last nine matches and has been effective as a serving and defensive specialist. Prior to her current playing time, Kearl had played only briefly against Utah Valley State on Sept. 19.

BYU Rankings

Mountain West Conference

Team	
Hitting Percentage	
No. 2	.258
Assists	
No. 3	13.48
Blocks	
No. 2	3.15
Kills	
No. 3	15.28
Service Aces	
No. 5	1.64
Digs	
No. 1	14.33
Opponent Hitting Percentage	
No. 2	.168

Individual

Hitting Percentage	
No. 3	Lindsay Lewis-Hartsock .357
No. 4	Lexi Brown .346
No. 5	Laura Nielsen .333
No. 9	Carrie Bowers .298
Assists	
No. 6	Lauren Richards 11.39
Blocks	
No. 3	Laura Nielsen 1.29
No. 4	Lindsay Lewis-Hartsock 1.27
No. 9	Lexi Brown 1.14
Kills	
No. 5	Kim Wilson 3.78
Aces	
No. 6	Lindsay Hartsock 0.36
Digs	
No. 1	Uila Crabbe 3.65
No. 8	Lindsey Metcalf 2.54

National

Team

Blocking	
No. 8	3.15

Individual

**USA TODAY/AVCA Division I Coaches
Top 25 Poll #12, November 17, 2002**

Rk	School	Points	Rec	Pvs
1	USC (65)	1,625	26-0	1
2	Hawai'i	1,551	27-1	2
3	Florida	1,502	28-1	3
4	Pepperdine	1,421	22-2	4
5	Kansas State	1,344	25-3	5
6	Georgia Tech	1,283	28-1	6
7	Stanford	1,269	19-6	7
8	UCLA	1,164	21-6	8
9	California	1,072	19-6	9
10	Nebraska	999	23-4	10
11	Washington	980	18-7	11
12	Northern Iowa	846	24-4	14
13	Santa Clara	839	19-8	13
14	Colorado State	750	24-4	15
15	Penn State	735	24-4	16
16	Loyola Marymount	648	24-5	17
17	Notre Dame	604	22-4	12
18	Louisville	459	20-4	19
19	UC Santa Barbara	359	18-7	21
20	Illinois	326	21-5	25
21	Texas A&M	315	19-7	18
22	Minnesota	293	19-9	24
23	Cincinnati	164	26-3	20
24	Southwest Missouri St.	85	25-4	NR
25	Arizona	71	14-13	NR

Others receiving points and listed on two or more ballots: Wisconsin 65, Michigan State 62, Florida A&M 56, San Diego 54, Arkansas 37, University of San Francisco 34, Ohio 33, Missouri 18, Pittsburgh 11, Maryland 8, Utah 8, Colorado 6, Fresno State 6, Cal State Northridge 5, Kansas 4, Long Beach State 3.

**Volleyball Magazine Women's
Top 20 - November 10, 2003**


Rk	School	Rec.	Pvs
1	USC	24-0	1
2	Hawaii	26-1	2
3	Florida	26-1	3
4	Pepperdine	20-2	4
5	Georgia Tech	26-1	5
6	Kansas State	23-3	6
7	Stanford	18-5	8
8	Nebraska	22-3	9
9	UCLA	20-5	8
10	Notre Dame	21-2	10
11	Penn State	22-4	12
12	California	19-4	11
13	Northern Iowa	21-4	13
14	Colorado State	21-4	15
15	Washington	17-7	18
16	Louisville	17-4	16
17	Santa Clara	17-8	20
18	Cincinnati	25-2	NR
19	Texas A&M	18-6	19
20	UC Santa Barbara	16-7	14

Others receiving votes: Southwest Missouri State (24-3), Michigan State (17-7), Loyola Marymount (22-5), Illinois (19-5), Minnesota (17-9), Wisconsin (18-7), San Diego (17-8), San Francisco (21-6), Florida A & M (21-3), Arkansas (20-5), Pacific (14-9), Missouri (16-8), Ohio (23-4)

HISTORY OF BYU IN THE POLLS

BYU has received votes to be listed in the AVCA/USA Today Top-25 Poll this season, but the Cougars have not been ranked. Since women's volleyball became an NCAA sport in 1982, BYU has been ranked in at least one week per season in each year of the poll - a streak spanning 21 seasons. If the Cougars enter the polls at some point this year, they will stretch that streak to a perfect 22 consecutive seasons.

The last time BYU was ranked was in the 2002 preseason poll, where it was the No. 23 team in the country. The Cougars tumbled out of the rankings the following week on Sept. 2 for the first time since 1996. In 1996 BYU was unranked for nine weeks (Sept. 17 - Nov. 12). The only other times the Cougars have been unranked are in 1984 for one week (Sept. 25) and 1989 for eight weeks (Oct. 3 - Final). The Cougars have been ranked for a total of 252 weeks, eighth most in NCAA history.



UNLV

(11-15, 7-5 MWC)
Friday, Nov. 14
7 p.m.

Metcalf Leads Cougar Sweep of Rebels

LAS VEGAS (Nov. 14, 2003) – Embarked on its final Mountain West Conference road swing, and in prelude to the MWC Tournament next week, the BYU women's volleyball team swept through UNLV 3-0 (30-21, 30-21, 30-25) Friday night at the Cox Pavilion. The win improves the Cougars to 19-7 overall and 9-4 in the MWC, while the Rebels fall to 11-15, 4-9.

Junior outside hitter Lindsey Metcalf was the lone Cougar with double-digit kills, as she posted a match-high 12. She also tied for a match-high with five blocks, including two solos.

"We blocked well, we served well and we dug well," BYU coach Karen Lamb said. "We took charge of the match and stayed in charge. UNLV is a talented team, but made plays when we needed to."

Senior libero put up a match-high 19 digs to give her 1,029 career digs. She needs 24 digs to pass Caroline Bower for fifth all-time at BYU.

The No. 11 blocking team in the nation entering the week, with a 3.08 blocks per game average, BYU out-blocked UNLV 11.0-9.5 on the night. Senior middle blocker matched Metcalf by also chipping in five blocks.

"We got blocking hands on a lot of ball tonight," Lamb said. "It was important that we served the ball well too, because that gave us an edge in the passing game."

The Cougars had more aces than service errors, and were led by sophomore setter Lauren Richards who used her jump serve to put down a match-high four aces.



San Diego State

(17-13, 7-7 MWC)
Saturday, Nov. 15
7 p.m.

Cougars Carry Play to Sweep Aztec

SAN DIEGO (Nov. 15, 2003) – The Mountain West Conference women's volleyball regular season came to a close Saturday night, and BYU sprinted through the finish line with a 3-0 (30-25, 30-21, 30-26) win over San Diego State at Peterson Gym. The win gives the Cougars their 29th 20-win season in the past 30 years with a 20-7 overall record, and they finish with a 10-4 mark in MWC play. The Aztecs fell to 17-13, 7-7.

BYU was again led by its team blocking effort, out-blocking SDSU 14-9. Offensively, the Cougars were led by sophomore middle blocker Lexi Brown who recorded match highs of 16 kills and a .419 attack percentage.

"We played well in all phases of the game tonight," BYU coach Karen Lamb said. "Our defense in particular was outstanding."

No Cougar hit under .200, and collectively the team hit .348, against the No. 4 blocking team in the nation. BYU, the No. 11 blocking team nationally entering the week, held the Aztecs to .151 hitting.

Other than Brown, two other sophomores set the tone in the match for BYU. Outside hitter Kim Wilson balanced the Cougar attack with 10 kills, but it was setter Lauren Richards who catalyzed the attack. Richards dished out a match-best 40 assists, while also adding six digs, six kills and five blocks for another sterling all-around effort.

Senior libero Uila Crabbe collected a match-high 13 digs, and is now nine digs shy of breaking Caroline Bower's career mark of 1,052 for fifth all-time at BYU.

With their blocking effort, the Cougars have now out-blocked their opponents in six of their last seven matches, including five double-digit blocking efforts.

Volleyball Box Score
2003 BYU Women's Volleyball Stats
San Diego State vs BYU Cougars (Oct 17, 2003 at Brigham Young Univ.)

##	San Diego State	GP	K	E	TA	PCT	A	SA	SE	RE	DIG	BS	BA	BE	BHE
2	MORIARTY, Kara	5	8	11	41	-.0731	1	1	3	15	0	2	2	0	0
6	CANSDALE, Melissa	5	6	7	22	-.0450	0	0	0	6	0	5	2	0	0
7	ENGSTROM, Sara	5	4	0	14	-.28648	0	0	1	6	0	4	0	1	0
8	GREGG, Robyn	5	0	1	2	-.5001	3	5	1	11	0	0	0	0	0
11	SCHAUERMAN, Megan	5	17	4	30	.4330	0	0	1	0	1	9	0	0	0
15	ANGUELOVA, Zlatina	5	8	4	40	.1000	0	0	3	17	0	3	1	0	0
5	SANDE, Natalie	5	0	0	1	.0002	0	1	2	5	0	0	0	0	0
16	MCPARTLAND, Aspen	5	15	7	35	.2291	0	1	0	11	0	5	2	0	0
Totals.....		5	58	34	185	.13053	4	8	11	71	1	28	7	1	1

TEAM ATTACK PER GAME

GameK	E	TA	Pct	
1	14	8	.53	.113
2	16	3	.31	.419
3	11	9	.40	.050
4	11	8	.38	.079
5	6	6	.23	.000

TOTALTEAM BLOCKS: 15.0

GAME SCORES

	1	2	3	4	5	TEAM RECORDS
San Diego State	30	30	19	21	14	12-9, 3-3
BYU Cougars	26	22	30	30	16	14-5, 4-2

##	BYU Cougars	GP	K	E	TA	PCT	A	SA	SE	RE	DIG	BS	BA	BE	BHE
5	RICHARDS, Lauren	5	8	4	25	.160	50	1	2	0	10	0	5	2	4
6	METCALF, Lindsey	4	11	6	40	.125	1	1	0	3	11	0	0	1	0
7	WILSON, Kim	5	14	8	40	.150	2	2	3	0	17	0	1	0	0
8	BOWERS, Carrie	5	15	5	33	.303	2	0	1	0	8	1	3	2	0
12	CRABBE, Uila	5	0	0	1	.000	5	0	0	0	21	0	0	0	0
14	HARTSOCK, Lindsay	5	12	3	22	.409	0	1	1	0	0	0	5	0	0
3	VARNER, April	1	2	2	10	.000	0	1	1	0	1	0	1	0	0
4	YOGO, Melanie	2	0	0	0	.000	0	0	0	0	0	0	0	0	0
9	BROWN, Lexi	1	0	1	1	-.000	0	0	0	0	0	0	0	0	0
11	KEARL, Lindsey	5	0	0	0	.000	0	3	2	1	3	0	0	0	0
15	CASTILLO, Sahara	3	0	0	0	.000	0	2	2	0	0	0	0	0	0
18	NIELSEN, Laura	5	8	2	13	.462	0	0	1	0	2	1	5	0	0
Totals.....		5	70	31	185	.211	60	11	14	4	73	2	20	5	4

TEAM ATTACK PER GAME

GameK	E	TA	Pct	
1	15	10	.47	.106
2	14	7	.34	.206
3	16	4	.34	.353
4	17	5	.43	.279
5	8	5	.27	.111

TOTALTEAM BLOCKS: 12.0

Site: Brigham Young Univ. (Smith Fieldhouse)
Date: Oct 17, 2003 Attend: 1320 Time: 2h 15m
Referees: ERIC ASAMI, DAPHNE NELSON, KAREN MARSHALL

Volleyball Box Score
2003 BYU Women's Volleyball Stats
UNLV vs BYU Cougars (Oct 18, 2003 at Brigham Young Univ.)

##	UNLV	GP	K	E	TA	PCT	A	SA	SE	RE	DIG	BS	BA	BE	BHE
1	KING, Nicki	3	2	0	5	-.40037	0	0	0	10	0	1	0	0	0
3	ASSUNCAO, Patricia	3	10	5	33	.1520	0	1	0	3	0	1	0	0	0
4	OSWALD, Leiana	3	7	5	32	.0621	0	2	0	9	1	0	0	0	0
8	BANKS, Michelle	3	0	2	9	-.2220	0	1	1	10	0	0	0	0	0
9	OCASIO-CLEMENTE, S.	3	15	3	30	.4000	1	2	0	1	0	1	0	0	0
15	KIRSCHNER, Christina	2	3	1	12	.1670	0	1	0	0	0	0	0	0	0
5	KOOCCHI, Kristin	3	0	0	0	.0000	0	0	0	4	0	0	0	0	0
11	DUNKLAU, Stacy	1	1	0	2	.5000	0	0	0	0	0	0	0	0	0
12	KEITH, Tarin	1	2	4	6	-.3331	0	0	0	2	0	0	0	0	0
14	JOHNSON, Michelle	2	2	1	5	.2000	0	0	0	0	0	0	1	0	0
18	FRANCHINI, Nina	3	0	0	0	.0002	0	0	0	8	0	0	0	0	0
Totals.....		3	42	21	134	.15741	1	7	1	47	1	4	0	0	0

TEAM ATTACK PER GAME

GameK	E	TA	Pct	
1	13	6	.47	.149
2	14	6	.45	.178
3	15	9	.42	.143

TOTALTEAM BLOCKS: 3.0

GAME SCORES

	1	2	3	TEAM RECORDS
UNLV	21	23	20	8-10, 2-5 MWC
BYU Cougars	30	30	30	15-5, 5-2 MWC

##	BYU Cougars	GP	K	E	TA	PCT	A	SA	SE	RE	DIG	BS	BA	BE	BHE
5	RICHARDS, Lauren	3	8	1	13	.538	46	0	2	0	8	0	2	0	2
6	METCALF, Lindsey	3	18	1	34	.500	1	0	0	1	6	1	2	0	0
7	WILSON, Kim	3	18	3	33	.455	0	0	1	0	12	0	0	0	0
8	BOWERS, Carrie	3	6	1	18	.278	1	0	0	0	2	0	4	0	0
14	HARTSOCK, Lindsay	2	2	0	4	.500	0	0	0	0	1	0	2	0	0
18	NIELSEN, Laura	3	4	1	14	.214	0	0	0	0	0	0	6	1	1
9	BROWN, Lexi	1	4	0	6	.667	0	0	0	0	2	0	0	0	0
11	KEARL, Lindsey	3	0	0	0	.000	1	1	3	0	8	0	0	0	0
12	CRABBE, Uila	3	1	0	1	1.000	5	0	0	0	18	0	0	0	0
15	CASTILLO, Sahara	3	0	0	0	.000	0	0	3	0	1	0	0	0	0
Totals.....		3	61	7	123	.439	54	1	9	1	58	1	16	1	3

TEAM ATTACK PER GAME

GameK	E	TA	Pct	
1	21	3	.50	.360
2	21	3	.38	.474
3	19	1	.35	.514

TOTALTEAM BLOCKS: 9.0

Site: Brigham Young Univ. (Smith Fieldhouse)
Date: Oct 18, 2003 Attend: 1313 Time: 1h 30m
Referees: GLENN SAPP, BRUCE GRANT, KAREN MARSHALL

Karen Lamb

Head Women's Volleyball Coach



In her second year as head coach of the BYU women's volleyball program, Karen Lamb replaced the legendary Elaine Michaelis on July 9, 2002. An assistant to Michaelis for eight seasons preceding her promotion, Lamb has 19 years of collegiate coaching experience, including 11 years as a head coach, and two years coaching with the U.S. National Team.

Lamb is only the third person to head BYU's program, joining Michaelis (1962-2002) and JoAnne Calderwood (1956-61). Michaelis

retired in May 2002 after 40 years at the Cougar helm ranked No. 2 all-time in NCAA Division I women's volleyball wins with an 887-225-5 (.796) record.

In 11 years as a head coach, four in junior college and five at the Division I level, Lamb has totaled a 227-149 (.676) overall record while bringing success to each program. Her accomplishments include an NJCAA national championship and national coach of the year honors. As an assistant coach at BYU for eight seasons, she helped coach seven All-Americans while the Cougars won five conference titles, achieved a 207-51 (.802) overall record, and played in eight NCAA tournaments, including three regional final appearances among five trips to the regional semifinals.

Lamb's opportunity at BYU is her second with a well-established program. In her five prior seasons as a Division I head coach, Lamb took over new or struggling programs and turned them into winners. She owns a 122-120 (.502) record in her seven seasons as a Division I head coach at UNLV, Washington State and BYU.

Lamb received a bachelor's degree in physical education with a coaching emphasis from BYU in 1978. She earned a master's degree in educational administration with an athletics emphasis from Arizona State in 1984. She has finished her doctorate course work at BYU and is currently working on her dissertation.

Lamb Ledger Division I Schools

Year	School	Record	Conf./Finish
1984	UNLV	23-17	1-7 / 5th Big West
1985	UNLV	16-17	5-11 / 7th Big West
1986	Washington St.	13-22	3-15 / T-8th Pac-10
1987	Washington St.	16-21	2-16 / 9th Pac-10
1988	Washington St.	22-17	5-13 / 8th Pac-10
2002	BYU	14-19	7-7 / 4th MWC
2003	BYU	20-7	10-4 / 3rd MWC
Total		124-120	31-73
		(.506)	(.298)

Lamb Honors and Awards

1989	BYU Athletic Hall of Fame Inductee
1983	NJCAA Volleyball Coach of the Year District II Coach of the Year Collegiate Volleyball Coaches Association Coach of the Year - NJCAA Division
1977	Volleyball magazine All-American BYU Invitational Most Valuable Player
1974-77	All-Conference
1976-77	BYU Team Captain

2003 Week-by-Week

BYU started its season with a trip to Florida to participate in the Campus USA Credit Union Invitational. The Cougars opened their season with consecutive wins over American and Rutgers. Senior rightside hitter Carrie Bowers started the season on fire as she recorded a career-high 22 kills against the Eagles and posted a career-high .583 hitting percentage in a win over the Scarlet Knights. BYU finished the tournament with a loss to then-No. 3 Florida. For her efforts, Bowers was named Mountain West Conference Player of the Week, after averaging 5.0 kills, 1.7 digs and 0.7 digs per game while hitting .443.

The Cougars continued their road tournament play the following week in Springfield, Mo., where they participated in the Dr. Mary Jo Wynn SMS Invitational. In its first match of the tournament, BYU lost a closely contested five-game clash to Arkansas. The loss marked the only time BYU has lost consecutive matches this season. BYU then won a pair of four-game matches against North Texas and Saint Louis. In the match against the Billikens, sophomore outside hitter Kim Wilson put down a career-high 29 kills. In the tournament concluding match, the Cougars were downed by host Southwest Missouri State.

Finally home and ready to play its first home matches of the season, the Cougars were set for the BYU Mizuno Classic. On the first night of the tournament (Sept. 12), BYU played preseason top-25 Ohio State and won in four games. The next afternoon, the Cougars downed Rice before its showdown with then-No. 8 Penn State that night. Against the Nittany Lions, BYU dropped the first game before fighting through for a close five-game win. Wilson led the Cougars with 22 kills, 11 digs and six blocks in the win. She was also named tournament MVP for her play throughout. For leading the team offensively, sophomore setter Lauren Richards received MWC Player of the Week honors.

With the continuation of its home schedule, the Cougars welcomed Utah Valley State and Nevada. BYU swept both teams to mark the first time it had swept teams in consecutive matches. In its wins over the Wolverines and Wolfpack, BYU hit .422 and .333, respectively. The wins put the Cougars on a five-match win streak, their longest in two years.

Sept. 26 marked BYU's entrance into Mountain West Conference play. The Cougars hosted Colorado State and Wyoming. BYU earned a split of the two matches with a loss to the Rams and sweep over the Cowgirls.

It was then time to hit the road for BYU as it traveled to play New Mexico and Air Force. The Cougars won in a tidy sweep over the Lobos the first night, but met resistance the next night at Air Force. The Falcons were unstoppable at the begin-

ning, putting BYU into a quick 0-2 hole. The Cougars would storm back, however, and take the next three to win their first match of the year after being down 0-2. Four Cougars hit double-digit kills, led by Wilson and junior outside hitter April Varner with 18 each.

It was rivalry week for BYU as it played at Weber State in a mid-week match and hosted Utah later in the week. The Cougars rolled over the Wildcats in four games. After dropping the first two games to the Utes, the Cougars dominated the third, but ultimately fell in four. In the match sophomore middle blocker Lexi Brown set a career-high 16 kills.

Things didn't get easier for the Cougars as it hosted San Diego State in its next match. The Aztecs got up 2-0, forcing BYU into a corner. The Cougars pulled off their second win of the year when down 0-2 with a dramatic win over SDSU. The next night, BYU swept UNLV with its most offensive effort of the season with a .439 attack percentage.

The Cougars then left for their annual Front Range trip and defeated an inspired Wyoming team that fell in four games, before losing to Colorado State the following night.

BYU swept both of its matches against New Mexico and Air Force, and was the only team in the MWC to hit over .300 in all of its games, and also the only conference team to hit over .300 in each match.

In its lone week 11 match, the Cougars played in-state rival Utah. It was a hard fought match on both sides, and BYU, down 2-1, was up 27-21 in the fourth game, but was unable to hold on and eventually fell for the seventh consecutive time to the Utes.

The MWC regular season finished in style for BYU, as it played some of its best all-around volleyball with the conference tournament looming. The Cougars swept through the Rebels at UNLV, before dominating San Diego State. BYU, the No. 11 blocking team in the nation entering the week, posted double-digit blocks against the Rebels (11) and Aztecs (14). Sophomore setter Lauren Richards quarterbacked the attack to a .292 hitting percentage.

2003 Season Outlook

Coming off the most injury-plagued season in team history, the BYU women's volleyball team is poised to become the nation's most improved team in 2003.

After seeing its lineup decimated by injuries – a total of 12 Cougars drew starting assignments in 2002 – BYU returns nine letterwinners and eight players with significant starting experience.

The positive side of BYU's injury struggles last year is manifested in its suddenly experienced lineup. Despite the Cougars' 14-19 record in 2002, they were an impressive 7-2 in five-game matches with a perfect 6-0 record versus Mountain West Conference opponents. BYU's improvement as the season wore on was manifested in its run to the MWC Tournament finals.

"Last year will never happen again," BYU head coach Karen Lamb said. "Only one of the injuries happened in practice and the rest were freak injuries. Last season made us really tough, though. The result is we have a lot of tough individuals on our team. We need to be in that mindset to compete at the highest levels."

Lauren Richards, Carrie Bowers, Laura Nielsen, Uila Crabbe, April Varner, Lindsey Metcalf, Lexi Brown and Kimberly Wilson are the eight Cougars that return with

starting experience.

BYU lost three players from its 2002 roster. All-MWC rightside hitter Allison Larson and defensive specialist Michelle Mahaffey were the two departing seniors while two-time All-MWC setter Karina Puikkonen graduated with a degree in Zoology and will not return for her final year of eligibility. As well, All-America candidate Sunny Mahe, who redshirted last year, will not return to the team.

OUTSIDE HITTERS

Senior Carrie Bowers leads the parade of outside hitters, as she shifts from the middle to the rightside. Bowers, one of the top blockers in the nation last season, before injuries slowed her, has worked hard to train in the off-season. As a result of rigorous weight training, she is stronger and is expected to once again be among the best blockers in the country. She is an intelligent player and has the savvy to be a strong offensive contributor.

BYU's leftside hitting triumvirate of Kimberly Wilson, April Varner and Lindsey Metcalf each saw extensive playing time last season, with Wilson establishing herself as a premier attacker as the season progressed.



Wilson, one of the Cougars' most gifted leapers, improved with each successive match in 2002, and she is expected to be a focal point of the BYU attack this season. She posted 14 double-digit kill efforts in BYU's last 19 matches.

Metcalf is perhaps the Cougars' most complete player and best overall athlete. In 2002 she posted career highs of 17 kills, 20 digs, 17 blocks and 15 assists. Her 17-block effort at UNLV on Sept. 28 established a new MWC record and is fourth all-time at BYU. She is also an All-American high jumper on the BYU women's track and field team.

A highly regarded transfer from Long Beach State before the 2002 season, Varner started the season as BYU's main offensive threat. She improved over the course of the season, which peaked with a career-high 23 kills at Wyoming on Oct. 19. The following week during a practice, April severely sprained an ankle, which virtually kept her out of the lineup for the rest of the season. She should again be a key member of the Cougar attack in 2003.

MIDDLE BLOCKERS

Laura Nielsen is the lone returning All-MWC player on the Cougars. After starting last year as a reserve, Nielsen gained playing time as a result of an injury to Lexi Brown. She took advantage of her opportunity and was second on the team with a .298 attack percentage. Besides being the Cougars' most efficient attacking player, Nielsen also set career highs with 11 blocks and eight digs. She will be looked on to provide leadership while playing an all-around game.

Lindsay Lewis-Hartsock will be looked on to provide an immediate impact as a redshirt freshman. A former Idaho Gatorade Player of the Year, Lewis-Hartsock participated with the U.S. National Women's A2 Team this past summer and has vastly improved in her year as a redshirt. At 6-foot-4, she has the ability to dominate on both sides of the ball and is a freshman All-America candidate.

Sophomore Lexi Brown made a splash in her collegiate debut last season against Gonzaga with 14 kills, eight blocks, two service aces and a .619 hitting percentage. In the season's eighth game against Weber State, however, she tore her ACL shelving her for the remainder of the season. At the time of her injury she was the Cougars' second leading blocker. A starter last season, Brown will be looked upon to compete for playing time this season.

SETTERS

Lauren Richards, one of the most athletic setters in the country, quarterbacks the attack. After coming out of redshirt in 2001 as an outside hitter, she will make her collegiate debut as a setter this season. A sophomore, Richards has participated with the U.S. National Women's A2 Team for two consecutive summers. One of the most athletic setters in BYU history, Richards will be expected to lead BYU's offense back to one of the nation's best.

DEFENSIVE SPECIALIST/LIBERO

Senior Uila Crabbe returns and is expected to be the main libero for the Cougars. Last season she led the team with 376 digs, the fourth-highest season total in team history. Crabbe also set a career high with 25 digs against UNLV in the MWC Tournament. She will not only be looked upon to provide solid defense, but to be a leader as well.

Melanie Togo joins BYU as a sophomore and she was impressive in spring play. Togo displayed a great degree of athleticism and court sense. With her knack for getting to the ball, Togo will be in the mix as a defensive dynamo.



TRADITIONALLY TOUGH SCHEDULE FOR COUGARS IN 2003

Never a team to shy away from a challenge, BYU again features a tough schedule for the 2003 season. Of the Cougars' 22 opponents 17 teams had a winning record and 15 of those teams were 20-win teams in 2002. Overall, eight of BYU's opponents for the upcoming season qualified for the NCAA Tournament last year.

The Cougars will face three teams that finished 2002 ranked in the top 25: No. 4 Florida, No. 13 Ohio State and No. 16 Penn State. Additionally Utah and Arkansas received votes finishing No. 32 and No. 33, respectively.

Of the Cougars' 2003 opponents, BYU has a losing record against only three teams: Arkansas (0-1), Florida (3-4) and Penn State (3-4). BYU's all-time record versus this season's opponents is a dominating 371-75-1 (.830).

All-time BYU records vs. 2003 opponents (Top 25 rankings from final 2002 AVCA poll)

<u>Top 25 Opponents</u>	<u>Record</u>
Florida	3-4
Ohio State	5-0
Penn State	<u>3-4</u> 11-8 (.579)
<u>Non-Top 25 Opponents</u>	<u>Record</u>
Air Force	9-1
American	0-0
Arkansas	0-1
Colorado State	44-13-1
Eastern Michigan	0-0
New Mexico	52-7
Nevada	1-1
UNLV	11-2
North Texas	0-0
Rice	4-0
Rutgers	1-0
Saint Louis	0-0
San Diego State	25-15
Southwest Missouri State	4-0
Utah	61-12
Utah State	45-12
Utah Valley State College	0-0
Weber State	51-0
Wyoming	<u>52-3</u> 360-67-1 (.842)
Overall	371-75-1 (.833)

CARRIE BOWERS • 6-2 • Senior • Rightside Hitter • Highland HS

- Bowers was named to the Campus USACredit Union Invitational All-Tournament team, hosted by the University of Florida. There she posted a career-high 22 kills against American.
- She was named Mountain West Conference Player of the Week, Sept. 2, after her play in Florida.
- Bowers was named to the BYUMizuno Classic All-Tournament team.
- She is fourth on the team with a .298 attack percentage.

Season Averages

Games played: 97
 Kills per game: 2.80
 Assists per game: 0.62
 Aces per game: 0.12
 Digs per game: 1.69
 Blocks per game: 0.93
 Points per game: 3.45



Season and Career Highs

- Kills**
 Season: 22 vs American, 8/29/03
 Career: same
- Attempts**
 Season: 37 at Florida, 8/30/03
 Career: 47 vs Nevada, 8/31/03
- Hitting Percentage**
 Season: .643 vs UVSC, 9/19/03
 Career: same
- Assists**
 Season: 5 (thrice)
 Career: same
- Digs**
 Season: 12 at Weber State, 10/7/03
 Career: same
- Block Solo**
 Season: 1 (nine times)
 Career: 2 at Utah State, 10/8/02
- Block Assist**
 Season: 6 vs North Texas, 9/5/03
 Career: 10 at Utah State, 10/8/02
- Total Blocks**
 Season: 7 vs North Texas, 9/5/03
 Career: 12 at Utah State, 10/8/02
- Aces**
 Season: 3 vs Saint Louis, 9/6/03
 Career: same

CARRIE BOWERS - 2003 Match-by-Match

Date	Opponent	GP	ATTACK			Pct	SET			SERVE		PASS		BLOCK			GEN		Points
			K	E	TA		A	SA	SE	RE	DIG	BS	BA	BE	Total	BHE			
Aug 29, 2003	vs AMERICAN	4	22	2	36	.556	1	0	1	0	5	0	2	0	2.0	0	23.0		
Aug 29, 2003	vs RUTGERS	3	15	1	24	.583	3	2	1	1	9	0	3	0	3.0	0	18.5		
Aug 30, 2003	at FLORIDA	3	13	4	37	.243	4	0	0	0	3	0	2	0	2.0	0	14.0		
Sep 05, 2003	vs North Texas	4	4	3	22	.045	2	0	2	0	11	1	6	1	7.0	0	8.0		
Sep 05, 2003	vs Arkansas	5	17	2	36	.417	5	0	1	3	11	1	0	0	1.0	0	18.0		
Sep 06, 2003	vs Saint Louis	4	5	2	22	.136	5	3	2	0	11	0	5	1	5.0	0	10.5		
Sep 06, 2003	at SMS	3	9	2	26	.269	3	0	0	2	6	1	3	0	4.0	0	11.5		
Sep 12, 2003	OHIO STATE	4	11	3	28	.286	0	0	1	0	7	0	4	0	4.0	0	13.0		
Sep 13, 2003	RICE	4	14	6	31	.258	5	1	0	0	8	0	4	0	4.0	0	17.0		
Sep 13, 2003	PENN STATE	5	14	5	36	.250	4	0	2	0	9	0	4	0	4.0	1	16.0		
Sep 19, 2003	UTAH VALLEY	3	9	0	14	.643	0	0	1	0	5	1	2	0	3.0	0	11.0		
Sep 20, 2003	NEVADA	3	11	0	21	.524	2	0	1	1	5	0	1	0	1.0	0	11.5		
Sep 26, 2003	COLORADO ST.	3	4	4	18	.000	0	0	2	1	4	0	1	0	1.0	0	4.5		
Sep 27, 2003	WYOMING	3	9	1	17	.471	1	0	1	1	7	1	2	0	3.0	1	11.0		
Oct 02, 2003	at New Mexico	3	9	2	19	.368	1	2	4	0	5	1	1	0	2.0	0	12.5		
Oct 03, 2003	at Air Force	5	11	7	21	.190	3	2	1	0	4	0	5	0	5.0	0	15.5		
Oct 07, 2003	at Weber State	4	12	7	34	.147	2	0	1	0	12	0	5	0	5.0	0	14.5		
Oct 10, 2003	UTAH	4	9	4	28	.179	2	0	1	2	5	0	5	0	5.0	0	11.5		
Oct 17, 2003	SAN DIEGO ST.	5	15	5	33	.303	2	0	1	0	8	1	3	2	4.0	0	17.5		
Oct 18, 2003	UNLV	3	6	1	18	.278	1	0	0	0	2	0	4	0	4.0	0	8.0		
Oct 24, 2003	at Wyoming	4	10	3	29	.241	1	0	0	1	7	0	5	0	5.0	0	12.5		
Oct 25, 2003	at Colorado State	3	6	2	17	.235	1	0	0	0	2	1	1	1	2.0	0	7.5		
Oct 31, 2003	NEW MEXICO	2	6	1	10	.500	1	0	2	0	7	0	2	0	2.0	0	7.0		
Nov 01, 2003	AIR FORCE	3	7	2	14	.357	4	0	0	0	5	0	4	1	4.0	0	9.0		
Nov 07, 2003	at Utah	4	8	2	28	.214	2	0	0	0	0	1	4	0	5.0	0	11.0		
Nov 14, 2003	at UNLV	3	9	4	19	.263	2	1	0	0	2	0	2	0	2.0	0	11.0		
Nov 15, 2003	at San Diego St.	3	7	3	14	.286	3	1	0	1	4	0	1	0	1.0	0	8.5		
Totals		97	272	78	652	.298	60	12	25	13	164	9	81	6	90.0	2	333.5		

LAUREN RICHARDS • 6-0 • Sophomore • Setter • Timapanogos HS

- Richards was named to the Campus USACredit Union Invitational All-Tournament team, hosted by the University of Florida. It as her collegiate debut as a setter.
- She was named to the BYUMizuno Classic All-Tournament team. Also named MWC Co-Player of the Week on 9/15.
- Led the Cougars to a .374 attack percentage in wins over UVSC and Nevada.
- Collected her team-leading tenth double-double of the year at Utah, Nov. 7.
- Has collected at least one ace in 20 of BYU's 27 matches this year.

Season Averages

Games played: 98
 Kills per game: 1.57
 Assists per game: 11.39
 Aces per game: 0.34
 Digs per game: 1.95
 Blocks per game: 0.83
 Points per game: 2.36



Season and Career Highs

- Kills**
 Season: 11 vs Arkansas, 9/5/03
 Career: 20 at Long Beach St., 11/25/01
- Attempts**
 Season: 25 vs San Diego St., 10/17/03
 Career: 43 at Long Beach St., 11/24/01
- Hitting Percentage**
 Season: .538 vs UNLV, 10/18/03
 Career: same
- Assists**
 Season: 65 vs. Saint Louis, 9/6/03
 Career: same
- Digs**
 Season: 13 vs North Texas, 9/5/03
 Career: same
- Block Solo**
 Season: 1 (seven times)
 Career: 2 at San Diego St., 11/10/01
- Block Assist**
 Season: 6 at Air Force, 10/3/03
 Career: same
- Total Blocks**
 Season: 7 at Air Force, 10/3/03
 Career: same
- Aces**
 Season: 5 vs Ohio State, 9/12/03
 Career: same

LAUREN RICHARDS - 2003 Match-by-Match

Date	Opponent	GP	ATTACK			Pct	SET			SERVE		PASS		BLOCK			GEN		Points
			K	E	TA		A	SA	SE	RE	DIG	BS	BA	BE	Total	BHE			
Aug 29, 2003	vs AMERICAN	4	6	3	15	.200	41	2	3	0	12	0	1	1	1.0	0	8.5		
Aug 29, 2003	vs RUTGERS	3	4	3	9	.111	42	2	1	0	3	1	1	1	2.0	2	7.5		
Aug 30, 2003	at FLORIDA	3	6	5	16	.062	23	1	1	0	10	0	2	2	2.0	1	8.0		
Sep 05, 2003	vs North Texas	4	4	4	20	.000	44	1	1	0	13	0	2	0	2.0	1	6.0		
Sep 05, 2003	vs Arkansas	5	11	1	19	.526	48	1	4	0	6	1	1	1	2.0	6	13.5		
Sep 06, 2003	vs Saint Louis	4	8	2	16	.375	65	1	4	0	5	0	3	0	3.0	5	10.5		
Sep 06, 2003	at SMS	3	5	5	19	.000	33	0	2	0	4	0	1	0	1.0	1	5.5		
Sep 12, 2003	OHIO STATE	4	7	2	12	.417	41	5	6	0	9	1	4	0	5.0	3	15.0		
Sep 13, 2003	RICE	4	6	2	17	.235	52	1	4	0	10	0	4	0	4.0	2	9.0		
Sep 13, 2003	PENN STATE	5	8	5	18	.167	55	1	4	0	11	1	5	1	6.0	4	12.5		
Sep 19, 2003	UTAH VALLEY	3	4	1	10	.300	42	1	4	0	2	0	4	0	4.0	2	7.0		
Sep 20, 2003	NEVADA	3	6	2	15	.267	35	1	5	0	11	1	2	0	3.0	3	9.0		
Sep 26, 2003	COLORADO ST.	3	1	4	10	-.300	25	0	4	0	10	0	2	1	2.0	3	2.0		
Sep 27, 2003	WYOMING	3	5	2	12	.250	38	2	3	0	3	0	2	1	2.0	3	8.0		
Oct 02, 2003	at New Mexico	3	3	3	6	.000	32	1	2	0	5	0	2	0	2.0	3	5.0		
Oct 03, 2003	at Air Force	5	7	2	10	.500	54	1	5	0	5	1	6	1	7.0	2	12.0		
Oct 07, 2003	at Weber State	4	7	3	14	.286	46	3	5	0	6	0	4	0	4.0	7	12.0		
Oct 10, 2003	UTAH	4	8	4	15	.267	46	1	3	0	6	0	0	1	0.0	1	9.0		
Oct 17, 2003	SAN DIEGO ST.	5	8	4	25	.160	50	1	2	0	10	0	5	2	5.0	4	11.5		
Oct 18, 2003	UNLV	3	8	1	13	.538	46	0	2	0	8	0	2	0	2.0	2	9.0		
Oct 24, 2003	at Wyoming	4	8	3	17	.294	41	1	2	0	7	0	5	0	5.0	0	11.5		
Oct 25, 2003	at Colorado State	3	3	1	14	.143	32	0	2	0	5	0	2	0	2.0	2	4.0		
Oct 31, 2003	NEW MEXICO	3	2	0	10	.200	42	2	3	1	3	1	2	1	3.0	1	6.0		
Nov 01, 2003	AIR FORCE	3	6	2	14	.286	34	0	2	1	4	0	3	0	3.0	0	7.5		
Nov 07, 2003	at Utah	4	5	3	21	.095	41	0	1	0	11	0	2	0	2.0	4	6.0		
Nov 14, 2003	at UNLV	3	2	0	3	.667	28	4	2	0	6	0	2	0	2.0	2	7.0		
Nov 15, 2003	at San Diego St.	3	6	0	9	.667	40	0	2	0	6	0	5	0	5.0	3	8.5		
Totals		98	154	67	379	.230	1116	33	79	2	191	7	74	13	81.0	67	231.0		

LAURA NIELSEN • 6-1 • Senior • Middle Blocker • Ricks College

- BYU's lone 2002 All-Mountain West Conference returning player, Nielsen has split time in the middle with Lindsay Lewis-Hartsock and Lexi Brown.
- Missed her first match of the season, against Utah (Oct. 10), because of a strained knee.
- Leads the team averaging 1.29 blocks per game.

Season Averages

Games played: 76
 Kills per game: 1.37
 Assists per game: 0.05
 Sces per game: 0.14
 Digs per game: 0.51
 Blocks per game: 1.29
 Points per game: 2.20



Season and Career Highs

Kills
 Season: 8 (twice)
 Career: 15 vs Air Force, 11/2/02

Attempts
 Season: 21 vs Rice, 9/13/03
 Career: 32 vs UNLV, 11/21/02

Hitting Percentage
 Season: .636 at Air Force, 10/3/03
 Career: .643 at Colorado St., 10/18/02

Assists
 Season: 1 (thrice)
 Career: 1 (six times overall)

Digs
 Season: 6 (twice)
 Career: 8 vs UNLV, 11/21/03

Block Solo
 Season: 2 vs North Texas, 9/5/03
 Career: same (twice)

Block Assist
 Season: 7 vs Ohio State, 9/12/03
 Career: 9 (twice)

Total Blocks
 Season: 8 vs Ohio State, 9/12/03
 Career: 11 at Air Force, 11/2/02

Aces
 Season: 5 vs North Texas, 9/5/03
 Career: same

LAURA NIELSEN - 2003 Match-by-Match

Date	Opponent	GP	ATTACK				Pct	SET			SERVE			PASS			BLOCK			GEN		Points
			K	E	TA	TA		A	SA	SE	RE	DIG	BS	BA	BE	Total	BHE					
Aug 29, 2003	vs AMERICAN	4	7	1	10	.600	1	2	3	0	2	0	2	0	2	1	2.0	0	10.0			
Aug 29, 2003	vs RUTGERS	3	5	1	8	.500	0	1	4	0	2	0	2	0	2	0	2.0	0	7.0			
Aug 30, 2003	at FLORIDA	3	0	4	7	-.571	0	0	4	0	0	0	0	4	1	4.0	0	2.0				
Sep 5, 2003	vs North Texas	4	3	2	8	.125	0	5	1	0	6	2	3	0	5.0	0	11.5					
Sep 5, 2003	vs Arkansas	2	1	0	4	.250	0	0	2	0	2	0	0	0	0.0	0	1.0					
Sep 6, 2003	vs Saint Louis	3	5	0	8	.625	0	0	3	0	4	0	4	0	4.0	0	7.0					
Sep 6, 2003	at SMS	3	0	1	5	-.200	0	0	0	0	2	0	4	0	4.0	0	2.0					
Sep 12, 2003	OHIO STATE	4	6	3	20	.150	0	0	3	0	3	1	7	0	8.0	0	10.5					
Sep 13, 2003	RICE	4	7	2	21	.238	1	0	0	0	3	0	4	2	4.0	0	9.0					
Sep 13, 2003	PENN STATE	5	6	1	11	.455	0	0	0	0	2	1	5	0	6.0	0	9.5					
Sep 19, 2003	UTAH VALLEY	2	4	1	9	.333	0	1	1	0	2	0	2	0	2.0	0	6.0					
Sep 20, 2003	NEVADA	3	8	2	16	.375	1	0	1	0	2	0	3	2	3.0	0	9.5					
Sep 26, 2003	COLORADO ST.	3	4	1	13	.231	0	1	0	0	0	0	3	1	3.0	0	6.5					
Sep 27, 2003	WYOMING	3	2	1	5	.200	0	1	0	0	1	2	1	3.0	0	5.0						
Oct 02, 2003	at New Mexico	3	3	0	7	.429	0	0	0	0	1	0	3	2	3.0	0	4.5					
Oct 03, 2003	at Air Force	5	7	0	11	.636	0	0	0	0	1	0	5	0	5.0	1	9.5					
Oct 07, 2003	at Weber State	3	4	1	10	.300	0	0	0	0	0	0	6	0	6.0	0	7.0					
Oct 17, 2003	SAN DIEGO ST.	5	8	2	13	.462	0	0	1	0	2	1	5	0	6.0	0	11.5					
Oct 18, 2003	UNLV	3	4	1	14	.214	0	0	0	0	0	0	6	1	6.0	1	7.0					
Oct 24, 2003	at Wyoming	1	0	0	0	.000	0	0	0	0	0	0	4	0	4.0	0	2.0					
Oct 25, 2003	at Colorado St.	1	3	0	3	1.000	0	0	1	0	0	0	1	0	1.0	0	3.5					
Oct 31, 2003	NEW MEXICO	2	6	0	7	.857	0	0	0	0	0	0	3	0	3.0	0	7.5					
Nov 07, 2003	at Utah	3	5	1	9	.444	1	0	3	0	4	1	6	2	7.0	0	9.0					
Nov 14, 2003	at UNLV	3	5	1	13	.308	0	0	1	0	0	0	5	0	5.0	0	7.5					
Nov 15, 2003	at San Diego St.	1	1	0	2	.500	0	0	0	0	1	0	2	0	2.0	0	2.0					
Totals		76	104	26	234	.333	4	11	28	0	39	7	91	13	98.0	2	167.5					

LINDSY LEWIS-HARTSOCK • 6-4 • Freshman • Middle Blocker • Century HS

- She is a redshirt freshman, and has seen extensive playing time in her first season.
- Lewis-Hartsock is second on the team in blocks with a 1.27 bpg average and is first with a .357 attack percentage.

Season Averages

Games played: 83
 Kills per game: 1.59
 Assists per game: 0.06
 Aces per game: 0.36
 Digs per game: 0.53
 Blocks per game: 1.27
 Points per game: 2.66



Season and Career Highs

Kills
 Season: 14 vs North Texas, 9/5/03
 Career: same

Attempts
 Season: 22 vs San Diego St., 10/17/03
 Career: same

Hitting Percentage
 Season: .846 vs North Texas, 9/5/03
 Career: same

Assists
 Season: 4 at Air Force, 10/3/03
 Career: same

Digs
 Season: 5 vs Arkansas, 9/5/03
 Career: same

Block Solo
 Season: 2 vs Ohio State, 9/12/03
 Career: same

Block Assist
 Season: 11 vs Penn State, 9/13/03
 Career: same

Total Blocks
 Season: 11 vs Penn State, 9/13/03
 Career: same

Aces
 Season: 5 (twice)
 Career: same

Lindsay Hartsock - 2003 Match-by-Match

Date	Opponent	GP	ATTACK				Pct	SET			SERVE			PASS			BLOCK			GEN		Points
			K	E	TA	TA		A	SA	SE	RE	DIG	BS	BA	BE	Total	BHE					
Aug 29, 2003	vs AMERICAN	4	5	2	12	.250	0	3	1	0	2	1	2	2	3.0	0	10.0					
Aug 29, 2003	vs RUTGERS	1	2	3	5	-.200	0	0	0	0	0	0	0	0	0.0	0	2.0					
Aug 30, 2003	at FLORIDA	2	1	1	5	.000	0	0	1	0	0	0	5	0	5.0	0	3.5					
Sep 5, 2003	vs North Texas	3	14	1	19	.684	0	1	2	0	4	1	5	0	6.0	0	18.5					
Sep 5, 2003	vs Arkansas	4	2	0	4	.500	0	4	0	0	5	1	3	0	4.0	0	8.5					
Sep 6, 2003	vs Saint Louis	2	5	0	7	.714	0	0	0	0	3	0	3	0	3.0	0	6.5					
Sep 6, 2003	at SMS	2	2	4	11	-.182	0	0	2	0	0	0	1	1	1.0	0	2.5					
Sep 12, 2003	OHIO STATE	4	5	2	10	.300	0	5	1	0	3	2	3	0	5.0	0	13.5					
Sep 13, 2003	RICE	4	4	2	10	.200	0	4	0	0	1	6	1	7.0	0	12.0						
Sep 13, 2003	PENN STATE	5	9	2	18	.389	0	2	1	0	3	0	11	1	11.0	0	16.5					
Sep 19, 2003	UTAH VALLEY	3	5	2	12	.250	0	0	3	0	2	0	5	0	5.0	0	7.5					
Sep 20, 2003	NEVADA	3	11	0	13	.846	0	1	0	0	4	0	4	0	4.0	0	14.0					
Sep 26, 2003	COLORADO ST.	3	5	1	9	.444	0	0	1	0	0	1	3	0	4.0	0	7.5					
Sep 27, 2003	WYOMING	3	2	0	9	.400	0	1	1	0	1	2	1	3.0	0	5.0						
Oct 02, 2003	at New Mexico	3	1	1	3	.000	0	1	2	0	0	0	0	0	0.0	0	2.0					
Oct 03, 2003	at Air Force	2	3	1	4	.500	4	0	1	0	0	1	0	0	1.0	0	4.0					
Oct 07, 2003	at Weber State	4	4	1	6	.500	0	0	1	0	1	0	3	0	3.0	0	5.5					
Oct 10, 2003	UTAH	4	5	3	20	.100	0	0	1	0	4	0	7	0	7.0	0	8.5					
Oct 17, 2003	SAN DIEGO ST.	5	12	3	22	.409	0	0	1	0	0	0	5	0	5.0	0	15.5					
Oct 18, 2003	UNLV	2	2	0	4	.500	0	0	0	0	1	0	2	0	2.0	0	3.0					
Oct 24, 2003	at Wyoming	4	6	2	11	.364	0	0	2	0	2	1	9	0	10.0	0	11.5					
Oct 25, 2003	at Colorado State	3	8	0	10	.800	0	1	1	0	0	0	2	0	2.0	0	10.0					
Oct 31, 2003	NEW MEXICO	1	2	1	5	.200	0	0	0	0	3	0	0	0	2.0	0	2.0					
Nov 01, 2003	AIR FORCE	3	4	1	9	.333	0	5	1	0	2	1	2	0	3.0	0	11.0					
Nov 07, 2003	at Utah	4	7	2	18	.278	0	0	1	0	1	3	2	4.0	0	9.5						
Nov 14, 2003	at UNLV	2	1	2	5	-.200	0	0	1	0	1	1	2	0	3.0	0	3.0					
Nov 15, 2003	at San Diego St.	3	5	1	6	.667	0	1	1	0	1	0	4	0	4.0	0	8.0					
Totals		83	132	38	263	.357	5	30	26	0	44	13	92	8	105.0	0	221.0					

LEXI BROWN • 6-1 • Sophomore • Middle Blocker • Jordan HS

- Brown is third on the team with 0.97 blocks per game.
- Set a season high with seven blocks against Air Force.
- She put down a career-high 16 kills against Utah, Oct. 10, and matched that effort with 16 kills at San Diego State Saturday.

Season Averages

Games played: 51
 Kills per game: 2.78
 Assists per game: 0.04
 Aces per game: 0.12
 Digs per game: 0.47
 Blocks per game: 1.14
 Points per game: 3.51



Season and Career Highs

- Kills**
 Season: 16 vs Utah, 10/10/03
 Career: same
- Attempts**
 Season: 29 vs Utah, 10/10/03
 Career: same
- Hitting Percentage**
 Season: .556 vs Air Force, 11/1/03
 Career: .619 vs Gonzaga, 8/30/02
- Assists**
 Season: 1 (twice)
 Career: 1 (four times overall)
- Digs**
 Season: 4 vs Utah, 10/10/03
 Career: 6 (twice)
- Block Solo**
 Season: 1 (four times)
 Career: same (four times)
- Block Assist**
 Season: 7 at Air Force, 10/3/03
 Career: 11 at Nevada, 8/31/02
- Total Blocks**
 Season: 7 (twice)
 Career: 12 at Nevada, 8/31/02
- Aces**
 Season: 3 vs Saint Louis, 9/6/03
 Career: same

LEXI BROWN - 2003 Match-by-Match

Date	Opponent	GP	ATTACK				Pct	SET			SERVE			PASS		BLOCK			Total	GEN BHE	Points
			K	E	TA	A		SA	SE	RE	DIG	BS	BA	BE							
Aug 29, 2003	vs AMERICAN	1	3	1	5	.400	0	0	1	0	0	0	0	0	0	0	0	0	0	0	3.0
Aug 29, 2003	vs RUTGERS	2	6	0	9	.667	0	0	1	1	1	0	2	0	2	0	2	0	0	2.0	7.0
Aug 30, 2003	at FLORIDA	1	0	1	1	-1.000	0	0	0	0	0	0	0	0	1	0	1	0	1.0	0	0.5
Sep 5, 2003	vs North Texas	1	3	1	8	.250	0	1	1	0	2	0	4	1	4	0	1	4	0	4.0	6.0
Sep 5, 2003	vs Arkansas	5	11	5	21	.286	1	0	7	0	0	0	2	0	2	0	2	0	2.0	0	12.0
Sep 6, 2003	vs Saint Louis	3	7	2	14	.357	0	3	4	0	2	0	3	1	3	0	1	3	0	3.0	11.5
Sep 6, 2003	at SMS	3	3	1	13	.154	0	0	1	0	1	0	1	0	1	0	1	0	1.0	0	3.5
Sep 19, 2003	UTAH VALLEY	2	5	0	11	.455	0	0	1	0	0	0	2	0	2	0	2	0	2.0	0	6.0
Sep 27, 2003	WYOMING	2	6	2	14	.286	0	0	0	0	0	0	0	4	0	4	0	4	0	4.0	8.0
Oct 02, 2003	at New Mexico	2	5	1	11	.364	0	1	1	0	1	0	2	1	2	0	1	2	0	2.0	7.0
Oct 03, 2003	at Air Force	4	11	0	20	.550	0	0	2	0	1	0	7	0	7	0	7	0	7.0	0	14.5
Oct 07, 2003	at Weber State	3	5	3	14	.143	0	0	1	0	2	1	3	0	4	0	4	0	4.0	0	7.5
Oct 10, 2003	UTAH	4	16	3	29	.448	1	1	1	0	4	0	2	1	2	0	1	2	0	2.0	18.0
Oct 17, 2003	SAN DIEGO ST.	1	0	1	1	-1.000	0	0	1	0	0	0	0	0	0	0	0	0	0	0	0.0
Oct 18, 2003	UNLV	1	4	0	6	.667	0	0	0	0	2	0	0	0	0	0	0	0	0	0	4.0
Oct 24, 2003	at Wyoming	3	8	4	28	.143	0	0	0	0	2	1	5	0	6	0	6	0	6.0	0	11.5
Oct 25, 2003	at Colorado St.	2	4	2	13	.154	0	0	0	0	1	0	1	0	1	0	1	0	1.0	0	4.5
Oct 31, 2003	NEW MEXICO	3	14	2	28	.429	0	0	1	0	1	0	4	1	4	0	1	4	0	4.0	16.0
Nov 01, 2003	AIR FORCE	3	11	1	18	.556	0	0	1	0	2	1	6	0	7	0	7	0	7.0	0	15.0
Nov 07, 2003	at Utah	1	1	3	6	-.333	0	0	0	0	0	0	0	1	0	0	1	0	0	0	1.0
Nov 14, 2003	at UNLV	1	3	0	5	.600	0	0	0	0	2	0	1	0	1	0	1	0	1.0	0	3.5
Nov 15, 2003	at San Diego St.	3	16	3	31	.419	0	0	1	0	0	1	4	0	5	0	5	0	5.0	0	19.0
Totals		51	142	36	306	.346	2	6	25	1	24	4	54	6	58.0	1	179.0				

LINDSEY METCALF • 6-0 • Junior • Outside Hitter • Mountain View HS

- Perhaps the most versatile player on the Cougars, Metcalf is second on the team with 2.54 digs per game and fifth with 2.29 kills per game.

Season Averages

Games played: 78
 Kills per game: 2.29
 Assists per game: 0.40
 Aces per game: 0.18
 Digs per game: 2.54
 Blocks per game: 0.87
 Points per game: 3.01



Season and Career Highs

- Kills**
 Season: 18 vs UNLV, 10/18/03
 Career: same
- Attempts**
 Season: 46 vs North Texas, 9/5/03
 Career: same (twice)
- Hitting Percentage**
 Season: .500 vs UNLV, 10/18/03
 Career: same
- Assists**
 Season: 5 (twice)
 Career: 15 vs Gonzaga, 8/30/03
- Digs**
 Season: 18 at SMS, 9/6/03
 Career: 20 vs San Diego St. 10/26/02
- Block Solo**
 Season: 4 vs Air Force, 11/1/03
 Career: same
- Block Assist**
 Season: 6 at Wyoming, 10/24/03
 Career: 14 at UNLV, 9/27/03
- Total Blocks**
 Season: 7 (twice)
 Career: 17 at UNLV, 9/28/02
- Aces**
 Season: 2 (four times)
 Career: 3 (thrice)

LINDSEY METCALF - 2003 Match-by-Match

Date	Opponent	GP	ATTACK				Pct	SET			SERVE			PASS		BLOCK			Total	GEN BHE	Points	
			K	E	TA	A		SA	SE	RE	DIG	BS	BA	BE								
Aug 29, 2003	vs AMERICAN	2	2	2	8	.000	1	1	2	2	2	5	0	1	0	1	0	1	0	1.0	0	3.5
Aug 29, 2003	vs RUTGERS	3	11	3	17	.471	2	0	2	1	11	0	0	0	0	0	0	0	0	0	0	11.0
Aug 30, 2003	at FLORIDA	3	4	7	23	-.130	0	0	1	0	11	0	3	0	3	0	3	0	3.0	0	5.5	
Sep 5, 2003	vs North Texas	4	12	3	46	.196	1	0	3	3	9	2	3	0	5	0	5	0	5.0	0	15.5	
Sep 5, 2003	vs Arkansas	5	11	5	30	.200	2	1	1	3	7	0	3	0	3	0	3	0	3.0	0	13.5	
Sep 6, 2003	vs Saint Louis	2	0	3	7	-.429	0	2	1	0	12	0	1	0	1	0	1	0	1.0	0	2.5	
Sep 6, 2003	at SMS	3	8	4	25	.160	1	0	0	0	18	1	1	0	2	0	2	0	2.0	0	9.5	
Sep 12, 2003	OHIO STATE	1	1	3	13	-.154	1	0	0	0	2	0	0	0	0	0	0	0	0	0	1.0	
Sep 13, 2003	RICE	4	10	6	30	.133	0	1	1	0	7	0	2	0	2	0	2	0	2.0	0	12.0	
Sep 13, 2003	PENN STATE	2	0	1	6	-.167	0	0	0	1	4	0	0	0	0	0	0	0	0	0	0.0	
Sep 19, 2003	UTAH VALLEY	3	9	3	20	.300	2	1	1	0	3	0	2	1	2	0	1	2	0	2.0	11.0	
Sep 20, 2003	NEVADA	2	4	3	19	.053	0	0	1	1	3	0	2	0	2	0	2	0	2.0	0	5.0	
Sep 26, 2003	COLORADO ST.	3	6	3	17	.176	1	0	1	1	3	0	5	1	5	0	1	5	0	5.0	8.5	
Sep 27, 2003	WYOMING	3	12	2	23	.435	5	0	3	1	10	0	5	0	5	0	5	0	5.0	0	14.5	
Oct 02, 2003	at New Mexico	2	6	1	14	.357	0	0	0	1	1	0	1	0	1	0	1	0	1.0	0	6.5	
Oct 03, 2003	at Air Force	2	1	2	6	-.167	0	0	0	2	0	0	0	0	0	0	0	0	0	0	1.0	
Oct 07, 2003	at Weber State	1	0	2	8	-.250	0	0	0	0	1	0	1	0	1	0	1	0	1.0	0	0.5	
Oct 10, 2003	UTAH	4	5	2	13	.231	5	2	1	1	11	0	3	1	3	0	1	3	0	3.0	8.5	
Oct 17, 2003	SAN DIEGO ST.	4	11	6	40	.125	1	1	0	3	11	0	0	1	0	0	1	0	0	0	12.0	
Oct 18, 2003	UNLV	3	18	1	34	.500	1	0	0	1	6	1	2	0	2	0	2	0	3.0	0	20.0	
Oct 24, 2003	at Wyoming	4	10	6	31	.129	1	0	0	0	14	1	6	0	7	0	7	0	7.0	0	14.0	
Oct 25, 2003	at Colorado St.	3	4	3	17	.059	4	0	1	0	10	1	1	0	2	0	1	0	2.0	0	5.5	
Oct 31, 2003	NEW MEXICO	3	7	3	17	.235	1	2	0	2	12	1	3	1	4	0	1	4	0	4.0	11.5	
Nov 01, 2003	AIR FORCE	3	7	3	19	.211	0	1	0	0	8	4	3	0	7	0	7	0	7.0	0	13.5	
Nov 07, 2003	at Utah	3	0	2	9	-.222	0	0	0	1	1	0	0	0	0	0	0	0	0	0	0.0	
Nov 14, 2003	at UNLV	3	12	4	32	.250	1	0	0	0	6	2	3	0	5	0	5	0	5.0	0	15.5	
Nov 15, 2003	at San Diego St.	3	8	3	24	.208	1	2	1	0	12	3	1	1	4	0	4	0	4.0	0	13.5	
Totals		78	179	86	548	.170	31	14	20	24	198	16	52	6	68.0	1	235.0					

APRIL VARNER • 6-0 • Junior • Outside Hitter • Skyline HS

- Varner is second on the team averaging 3.44 kills per game.
- After entering the Rice match in relief of Lindsey Metcalf, Varner proceeded to post seven kills on ten attempts for a career-high .700 attack percentage.
- Against Nevada, she again proved her worth as a spark coming off the bench. Varner put down nine kills, while hitting .438.
- Has three double-doubles this season.

Season Averages

Games played: 54
 Kills per game: 3.39
 Assists per game: 0.24
 Aces per game: 0.20
 Digs per game: 1.85
 Blocks per game: 0.28
 Points per game: 3.76



Season and Career Highs

Kills
 Season: 18 (twice)
 Career: 23 at Wyoming, 10/19/02

Attempts
 Season: 44 at Weber State, 10/7/03
 Career: 55 at Wyoming, 10/19/02

Hitting Percentage
 Season: .700 vs Rice, 9/13/03
 Career: same

Assists
 Season: 4 vs Ohio State, 9/12/03
 Career: same

Digs
 Season: 16 at Weber State, 10/7/03
 Career: 19 vs Nevada, 8/31/02

Block Solo
 Season: 2 vs New Mexico, 10/31/03
 Career: same (thrice)

Block Assist
 Season: 2 (twice)
 Career: 4 vs New Mexico, 10/5/03

Total Blocks
 Season: 2 (four times)
 Career: 4 (twice)

Aces
 Season: 4 vs American, 8/29/03
 Career: same

APRIL VARNER - 2003 Match-by-Match

Date	Opponent	GP	ATTACK			Pct	SERVE			PASS		BLOCK			GEN		Points
			K	E	TA		SA	SE	RE	DIG	BS	BA	BE	Total	BHE		
Aug 29, 2003	vs AMERICAN	4	10	7	30	.100	0	4	3	1	4	0	0	1	0.0	0	14.0
Aug 29, 2003	vs RUTGERS	1	3	7	17	-.235	0	1	0	1	1	0	0	0	0.0	0	4.0
Aug 30, 2003	at FLORIDA	2	2	3	19	-.053	0	0	0	2	3	0	2	0	2.0	0	3.0
Sep 5, 2003	vs Arkansas	1	0	2	5	-.400	1	0	0	0	2	0	0	0	0.0	0	0.0
Sep 6, 2003	vs Saint Louis	4	18	4	39	.359	1	0	3	1	5	0	0	0	0.0	0	18.0
Sep 6, 2003	at SMS	2	10	3	26	.269	0	0	1	0	3	0	2	0	2.0	0	11.0
Sep 12, 2003	OHIO STATE	3	11	8	34	.088	4	0	1	0	7	0	1	0	1.0	0	11.5
Sep 13, 2003	RICE	1	7	0	10	.700	0	0	0	0	1	0	0	0	0.0	0	7.0
Sep 13, 2003	PENN STATE	5	16	5	42	.262	0	0	2	4	9	0	1	1	1.0	0	16.5
Sep 20, 2003	NEVADA	2	9	2	16	.438	1	0	2	0	6	0	0	0	1.0	0	9.5
Sep 26, 2003	COLORADO ST.	2	6	3	21	.143	1	0	1	1	3	0	0	0	0.0	0	6.0
Sep 27, 2003	WYOMING	3	15	5	35	.286	1	0	2	1	10	0	0	0	0.0	0	15.0
Oct 02, 2003	at New Mexico	2	6	3	12	.250	0	3	3	0	5	1	1	1	2.0	1	10.5
Oct 03, 2003	at Air Force	5	18	11	39	.179	1	1	3	1	10	0	0	0	0.0	1	19.0
Oct 07, 2003	at Weber State	4	15	6	44	.205	3	0	2	1	16	0	1	0	1.0	0	15.5
Oct 10, 2003	UTAH	1	2	1	5	.200	0	0	0	1	1	0	0	0	0.0	0	2.0
Oct 17, 2003	SAN DIEGO ST.	1	2	2	10	.000	0	1	1	0	1	0	1	0	1.0	0	3.5
Oct 24, 2003	at Wyoming	2	6	2	20	.200	0	1	0	0	2	0	0	0	0.0	0	7.0
Oct 25, 2003	at Colorado State	1	0	0	2	.000	0	0	0	0	0	0	0	0	0.0	0	0.0
Oct 31, 2003	NEW MEXICO	2	9	1	19	.421	0	0	1	1	1	2	0	0	2.0	0	11.0
Nov 07, 2003	at Utah	4	16	1	35	.429	0	0	3	2	8	0	1	2	1.0	0	16.5
Nov 14, 2003	at UNLV	2	2	1	13	.077	0	0	0	0	2	0	1	0	1.0	0	2.5
Totals		54	183	77	493	.215	13	11	28	17	100	3	12	5	15.0	2	203.0

KIM WILSON • 6-0 • Sophomore • Outside Hitter • Provo HS

- Wilson achieved career-highs against Saint Louis on Sept. 6 with 29 kills, 13 digs and five aces.
- She was named to the all-tournament team at the SMS Dr. Mary Jo Wynn Invitational.
- She was named Most Valuable Player of the BYUMizuno Classic, where she posted three consecutive double-doubles and back-to-back 20-kill matches.

Season Averages

Games played: 85
 Kills per game: 3.78
 Assists per game: 0.31
 Aces per game: 0.26
 Digs per game: 1.85
 Blocks per game: 0.40
 Points per game: 4.26



Season and Career Highs

Kills
 Season: 29 vs Saint Louis, 9/6/03
 Career: same

Attempts
 Season: 56 vs Penn State, 9/13/03
 Career: same

Hitting Percentage
 Season: .579 vs New Mexico, 10/2/03
 Career: same

Assists
 Season: 5 vs Penn State, 9/13/03
 Career: same

Digs
 Season: 17 vs San Diego St., 9/6/03
 Career: same

Block Solo
 Season: 2 vs Colorado St., 10/25/03
 Career: same (twice)

Block Assist
 Season: 6 vs Penn State, 9/13/03
 Career: same

Total Blocks
 Season: 6 vs Penn State, 9/13/03
 Career: same

Aces
 Season: 5 vs Saint Louis, 9/6/03
 Career: same

KIM WILSON - 2003 Match-by-Match

Date	Opponent	GP	ATTACK			Pct	SET	SERVE			PASS		BLOCK			GEN		Points
			K	E	TA			SA	SE	RE	DIG	BS	BA	BE	Total	BHE		
Aug 29, 2003	vs AMERICAN	3	11	2	16	.562	0	0	2	2	3	0	2	0	2.0	0	12.0	
Aug 29, 2003	vs RUTGERS	2	4	3	9	.111	0	4	4	0	0	0	0	0	0.0	0	8.0	
Aug 30, 2003	at FLORIDA	2	9	3	25	.240	3	0	1	1	7	0	1	0	1.0	0	9.5	
Sep 5, 2003	vs North Texas	4	18	4	47	.298	1	3	4	2	5	0	0	0	0.0	0	21.0	
Sep 5, 2003	vs Arkansas	5	11	5	36	.167	1	2	1	0	5	0	1	2	1.0	0	13.5	
Sep 6, 2003	vs Saint Louis	4	29	5	46	.522	1	5	3	1	13	0	1	0	1.0	0	34.5	
Sep 6, 2003	at SMS	3	8	6	24	.083	2	1	1	0	4	0	0	0	0.0	0	9.0	
Sep 12, 2003	OHIO STATE	4	13	7	39	.154	0	4	5	0	10	1	2	0	3.0	0	19.0	
Sep 13, 2003	RICE	4	21	5	38	.421	2	0	4	0	11	0	1	0	1.0	0	21.5	
Sep 13, 2003	PENN STATE	5	22	10	56	.214	5	0	4	0	11	0	6	0	6.0	0	25.0	
Sep 19, 2003	UTAH VALLEY	3	16	2	26	.538	2	0	3	0	6	0	1	1	1.0	1	16.5	
Sep 20, 2003	NEVADA	2	4	6	15	-.133	1	1	2	1	3	0	1	0	1.0	0	5.5	
Sep 26, 2003	COLORADO ST.	2	7	4	17	.176	0	0	2	0	4	0	0	0	0.0	0	7.0	
Oct 02, 2003	at New Mexico	2	11	0	19	.579	0	0	0	1	3	0	0	2	0.0	0	11.0	
Oct 03, 2003	at Air Force	5	18	3	43	.349	0	0	2	2	6	0	1	1	1.0	0	18.5	
Oct 07, 2003	at Weber State	4	12	5	28	.250	0	0	0	0	2	1	1	0	2.0	0	13.5	
Oct 10, 2003	UTAH	4	18	13	48	.104	1	0	2	0	11	0	3	0	3.0	0	19.5	
Oct 17, 2003	SAN DIEGO ST.	5	14	8	40	.150	2	2	3	0	17	0	1	0	1.0	0	16.5	
Oct 18, 2003	UNLV	3	18	3	33	.455	0	0	1	0	12	0	0	0	0.0	0	15.0	
Oct 24, 2003	at Wyoming	4	8	8	36	.000	1	0	0	0	5	0	2	0	2.0	0	9.0	
Oct 25, 2003	at Colorado State	3	12	7	27	.185	1	0	1	0	2	0	0	0	2.0	0	14.0	
Oct 31, 2003	NEW MEXICO	1	3	3	8	.000	0	0	0	0	2	0	1	0	1.0	0	3.5	
Nov 01, 2003	AIR FORCE	3	9	3	17	.353	0	0	0	1	7	0	0	0	0.0	0	9.0	
Nov 07, 2003	at Utah	4	14	10	43	.093	0	0	0	1	2	0	2	1	2.0	0	15.0	
Nov 14, 2003	at UNLV	1	1	2	6	-.167	0	0	0	0	1	0	0	0	0.0	0	1.0	
Nov 15, 2003	at San Diego St.	3	10	4	26	.231	2	0	0	0	2	0	3	1	3.0	0	11.5	
Totals		85	321	131	768	.247	26	22	45	13	157	4	30	8	34.0	1	362.0	

UILA CRABBE • 5-7 • Senior • Libero • Kamehameha HS

- Currently leads all Mountain West Conference players in averaging 3.65 digs per game.
- She needs nine digs to pass Caroline Bower for fifth all time at BYU. Crabbe needs 44 digs to surpass Cherie Sam Fong for the single-season digs record at BYU.

Season Averages

Games played: 98
 Kills per game: 0.08
 Assists per game: 0.54
 Digs per game: 3.65
 Blocks per game: 0.00
 Points per game: 0.08



Season and Career Highs

- Kills**
 Season: 2 vs Arkansas, 9/5/03
 Career: same
- Attempts**
 Season: 5 (twice)
 Career: same
- Hitting Percentage**
 Season: (1.000) vs Arkansas, 9/5/03
 Career: same
- Assists**
 Season: 5 (twice)
 Career: 15 at San Diego St., 9/27/02
- Digs**
 Season: 22 vs Penn State, 9/13/03
 Career: 25 vs UNLV, 11/21/03
- Block Solo**
 Season: N/A
 Career: N/A
- Block Assist**
 Season: N/A
 Career: 1 (twice)
- Total Blocks**
 Season: N/A
 Career: 1 (twice)
- Aces**
 Season: N/A
 Career: 4 (twice)

UILA CRABBE - 2003 Match-by-Match

Date	Opponent	GP	ATTACK			Pct	SET	SERVE			PASS		BLOCK			Total	GEN	Points
			K	E	TA			A	SA	SE	RE	DIG	BS	BA	BE			
Aug 29, 2003	vs AMERICAN	4	0	0	0	.000	4	0	0	0	2	10	0	0	0	0.0	0	0.0
Aug 29, 2003	vs RUTGERS	3	0	0	2	.000	1	0	0	0	7	0	0	0	0	0.0	0	0.0
Aug 30, 2003	at FLORIDA	3	0	0	0	.000	3	0	0	0	11	0	0	0	0	0.0	0	0.0
Sep 5, 2003	vs North Texas	4	0	0	1	.000	2	0	0	0	16	0	0	0	0	0.0	0	0.0
Sep 5, 2003	vs Arkansas	5	2	0	5	.400	3	0	0	1	11	0	0	0	0	0.0	0	2.0
Sep 6, 2003	vs Saint Louis	4	0	0	3	.000	2	0	0	0	18	0	0	0	0	0.0	0	0.0
Sep 6, 2003	at SMS	3	1	2	5	-.200	1	0	0	1	16	0	0	0	0	0.0	0	1.0
Sep 12, 2003	OHIO STATE	4	0	0	0	.000	1	0	0	0	14	0	0	0	0	0.0	0	0.0
Sep 13, 2003	RICE	4	0	1	3	-.333	2	0	0	1	15	0	0	0	0	0.0	0	0.0
Sep 13, 2003	PENN STATE	5	1	0	1	1.000	3	0	0	2	22	0	0	0	0	0.0	0	1.0
Sep 19, 2003	UTAH VALLEY	3	0	0	0	.000	1	0	0	0	10	0	0	0	0	0.0	0	0.0
Sep 20, 2003	NEVADA	3	1	0	1	1.000	2	0	0	3	11	0	0	0	0	0.0	0	1.0
Sep 26, 2003	COLORADO ST.	3	0	0	1	.000	1	0	0	0	10	0	0	0	0	0.0	0	0.0
Sep 27, 2003	WYOMING	3	0	0	0	.000	1	0	0	1	8	0	0	0	0	0.0	0	0.0
Oct 02, 2003	at New Mexico	3	0	0	0	.000	1	0	0	1	9	0	0	1	0	0.0	0	0.0
Oct 03, 2003	at Air Force	5	0	0	1	.000	4	0	0	1	14	0	0	0	0	0.0	0	0.0
Oct 07, 2003	at Weber State	4	0	0	0	.000	1	0	0	0	12	0	0	0	0	0.0	0	0.0
Oct 10, 2003	UTAH	4	0	0	0	.000	2	0	0	1	15	0	0	0	0	0.0	0	0.0
Oct 17, 2003	SAN DIEGO ST.	5	0	0	1	.000	5	0	0	0	21	0	0	0	0	0.0	0	0.0
Oct 18, 2003	UNLV	3	1	0	1	1.000	5	0	0	0	18	0	0	0	0	0.0	0	1.0
Oct 24, 2003	at Wyoming	4	0	0	3	.000	2	0	0	0	15	0	0	0	0	0.0	0	0.0
Oct 25, 2003	at Colorado State	3	1	0	1	1.000	1	0	0	2	8	0	0	0	0	0.0	0	1.0
Oct 31, 2003	NEW MEXICO	3	0	0	0	.000	0	0	0	0	10	0	0	0	0	0.0	0	0.0
Nov 01, 2003	AIR FORCE	3	0	0	0	.000	0	0	0	2	9	0	0	0	0	0.0	0	0.0
Nov 07, 2003	at Utah	4	0	1	2	-.500	2	0	0	0	16	0	0	0	0	0.0	0	0.0
Nov 14, 2003	at UNLV	3	1	0	1	1.000	1	0	0	1	19	0	0	0	0	0.0	0	1.0
Nov 15, 2003	at San Diego St.	3	0	0	0	.000	2	0	0	0	13	0	0	0	0	0.0	0	0.0
Totals		98	8	4	32	.125	53	0	0	19	358	0	0	1	0.0	0	8.0	

MELANIE TOGO • 5-6 • Sophomore • Libero • Cibola HS

- Togo made her collegiate debut against, in the Cougars's season-opening match, American.
- She has played in 17 of 20 matches this season.
- Put up a career-high 15 digs at Weber State.

Season Averages

Games played: 63
 Kills per game: 0.02
 Assists per game: 0.06
 Aces per game: 0.11
 Digs per game: 1.37
 Blocks per game: 0.00
 Points per game: 0.13



Season and Career Highs

- Kills**
 Season: 1 at Wyoming, 10/24/03
 Career: same
- Hitting Percentage**
 Season: (1.000) at Wyoming, 10/24/03
 Career: same
- Hitting Percentage**
 Season: (1.000) at Wyoming, 10/24/03
 Career: same
- Assists**
 Season: 1 (four times)
 Career: same
- Digs**
 Season: 15 at Weber State, 10/7/03
 Career: same
- Total Blocks**
 Season: N/A
 Career: N/A
- Total Blocks**
 Season: N/A
 Career: N/A
- Aces**
 Season: 2 vs Air Force, 11/1/03
 Career: same

MELANIE TOGO - 2003 Match-by-Match

Date	Opponent	GP	ATTACK			Pct	SET	SERVE			PASS		BLOCK			Total	GEN	Points
			K	E	TA			A	SA	SE	RE	DIG	BS	BA	BE			
Aug 29, 2003	vs AMERICAN	2	0	0	0	.000	0	0	0	0	0	0	0	0	0	0.0	0	0.0
Aug 30, 2003	at FLORIDA	2	0	0	0	.000	0	0	0	0	2	0	0	0	0	0.0	0	0.0
Sep 5, 2003	vs North Texas	3	0	1	1	-1.000	1	0	0	0	3	0	0	0	0	0.0	0	0.0
Sep 5, 2003	vs Arkansas	2	0	0	0	.000	0	0	0	0	5	0	0	0	0	0.0	0	0.0
Sep 6, 2003	vs Saint Louis	4	0	0	1	.000	0	0	0	1	2	0	0	0	0	0.0	0	0.0
Sep 6, 2003	at SMS	2	0	0	0	.000	1	0	0	0	3	0	0	0	0	0.0	0	0.0
Sep 13, 2003	RICE	4	0	0	1	.000	0	0	0	0	3	0	0	0	0	0.0	0	0.0
Sep 13, 2003	PENN STATE	1	0	0	0	.000	0	0	0	0	2	0	0	0	0	0.0	0	0.0
Sep 19, 2003	UTAH VALLEY	1	0	0	0	.000	0	0	1	0	1	0	0	0	0	0.0	0	0.0
Sep 20, 2003	NEVADA	2	0	0	1	.000	0	0	0	1	1	0	0	0	0	0.0	0	0.0
Sep 26, 2003	COLORADO ST.	2	0	0	0	.000	0	0	0	0	2	0	0	0	0	0.0	0	0.0
Sep 27, 2003	WYOMING	1	0	0	0	.000	0	0	0	0	1	0	0	0	0	0.0	0	0.0
Oct 02, 2003	at New Mexico	3	0	0	0	.000	1	1	0	1	4	0	0	0	0	0.0	0	1.0
Oct 03, 2003	at Air Force	5	0	0	0	.000	0	1	0	1	4	0	0	0	0	0.0	0	1.0
Oct 07, 2003	at Weber State	4	0	0	1	.000	0	1	0	1	15	0	0	0	0	0.0	0	1.0
Oct 10, 2003	UTAH	3	0	0	1	.000	0	1	1	0	2	0	0	0	0	0.0	0	1.0
Oct 17, 2003	SAN DIEGO ST.	2	0	0	0	.000	0	0	0	0	0	0	0	0	0	0.0	0	0.0
Oct 24, 2003	at Wyoming	3	1	0	1	1.000	1	0	1	0	1	0	0	0	0	0.0	0	1.0
Oct 25, 2003	at Colorado St.	3	0	0	0	.000	0	0	2	0	8	0	0	0	0	0.0	0	0.0
Oct 31, 2003	NEW MEXICO	1	0	0	0	.000	0	0	0	0	0	0	0	0	0	0.0	0	0.0
Nov 01, 2003	AIR FORCE	3	0	0	0	.000	0	2	0	1	6	0	0	0	0	0.0	0	2.0
Nov 07, 2003	at Utah	4	0	0	1	.000	0	0	0	0	12	0	0	0	0	0.0	0	0.0
Nov 14, 2003	at UNLV	3	0	0	0	.000	0	1	1	1	4	0	0	0	0	0.0	0	1.0
Nov 15, 2003	at San Diego St.	3	0	0	0	.000	0	0	0	0	5	0	0	0	0	0.0	0	0.0
Totals		63	1	1	8	.000	4	7	6	7	86	0	0	0	0.0	0	8.0	

SAHARA CASTILLO • 5-11 • Senior • Outside Hitter • Ricks College

- Castillo has seen action as a serving specialist this season.
- She appeared in a total of 25 matches and 80 games in 2002.

Season Averages

Games played: 42
 Kills per game: 0.00
 Aces per game: 0.19
 Digs per game: 0.26
 Points per game: 0.19

**Season and Career Highs****Kills**

Season: N/A
 Career: 6 at Utah State, 10/8/02

Hitting Percentage

Season: N/A
 Career: .308 at Utah State, 10/8/02

Hitting Percentage

Season: N/A
 Career: .308 at Utah State, 10/8/02

Assists

Season: N/A
 Career: N/A

Digs

Season: 2 vs UVSC, 9/19/03
 Career: 11 (twice)

Block Solo

Season: N/A
 Career: N/A

Block Assist

Season: N/A
 Career: 1 (twice)

Total Blocks

Season: N/A
 Career: 1 (twice)

Aces

Season: 2 (thrice)
 Career: 3 (twice)

SAHARA CASTILLO - 2003 Match-by-Match

Date	Opponent	GP	ATTACK				Pct	SET			SERVE		PASS		BLOCK			GEN		Points
			K	E	TA			A	SA	SE	RE	DIG	BS	BA	BE	Total	BHE			
Aug 30, 2003	at FLORIDA	1	0	0	2	.000	0	0	0	0	0	0	0	0	0	0	0	0	0	0.0
Sep 13, 2003	RICE	4	0	0	0	.000	0	0	2	0	1	0	0	0	0	0	0	0	0.0	
Sep 13, 2003	PENN STATE	5	0	0	0	.000	0	1	2	0	1	0	0	0	0	0	0	0	1.0	
Sep 19, 2003	UTAH VALLEY	3	0	0	0	.000	0	2	1	0	2	0	0	0	0	0	0	0	2.0	
Sep 20, 2003	NEVADA	3	0	0	0	.000	0	0	3	0	1	0	0	0	0	0	0	0	0.0	
Sep 26, 2003	COLORADO ST.	3	0	0	0	.000	0	0	0	0	1	0	0	0	0	0	0	0	0.0	
Sep 27, 2003	WYOMING	2	0	0	0	.000	0	2	1	0	0	0	0	0	0	0	0	0	2.0	
Oct 02, 2003	at New Mexico	3	0	0	0	.000	0	1	1	0	0	0	0	0	0	0	0	0	1.0	
Oct 03, 2003	at Air Force	3	0	0	0	.000	0	0	2	0	1	0	0	0	0	0	0	0	0.0	
Oct 07, 2003	at Weber State	3	0	0	1	.000	0	0	2	0	0	0	0	0	0	0	0	0	0.0	
Oct 10, 2003	UTAH	2	0	0	0	.000	0	0	2	0	1	0	0	0	0	0	0	0	0.0	
Oct 17, 2003	SAN DIEGO ST.	3	0	0	0	.000	0	2	2	0	0	0	0	0	0	0	0	0	2.0	
Oct 18, 2003	UNLV	3	0	0	0	.000	0	0	3	0	1	0	0	0	0	0	0	0	0.0	
Oct 31, 2003	NEW MEXICO	1	0	0	0	.000	0	0	0	0	1	0	0	0	0	0	0	0	0.0	
Nov 01, 2003	AIR FORCE	1	0	0	0	.000	0	0	0	0	0	0	0	0	0	0	0	0	0.0	
Nov 14, 2003	at UNLV	2	0	0	0	.000	0	0	0	0	1	0	0	0	0	0	0	0	0.0	
Totals		42	0	0	3	.000	0	8	21	0	11	0	0	0	0	0	0	0	8.0	

MANDI KIHOLM • 6-1 • Junior • Rightside Hitter • Utah Valley State College

- Kiholm made her Division I debut against North Texas on Sept. 5, and recorded one kill on one attempt along with two blocks.
- She played in parts of the second and third games against her former team, UVSC, on Sept. 19. Kiholm contributed by combining with Lindsay Lewis-Hartsock on the match-sealing block.

Season Averages

Games played: 5
 Kills per game: 0.20
 Assists per game: 0.20
 Blocks per game: 0.80
 Points per game: 0.70

**Season and Career Highs****Kills**

Season: 1 vs North Texas, 9/5/03
 Career: same

Hitting Percentage

Season: (1.000) vs North Texas, 9/5/03
 Career: same

Hitting Percentage

Season: (1.000) vs North Texas, 9/5/03
 Career: same

Assists

Season: 1 vs New Mexico, 10/31/03
 Career: same

Digs

Season: N/A
 Career: N/A

Block Solo

Season: 1 vs North Texas, 9/5/03
 Career: same

Block Assist

Season: 1 (thrice)
 Career: same

Total Blocks

Season: 2 vs North Texas, 9/5/03
 Career: same

Aces

Season: N/A
 Career: N/A

MANDI KIHOLM - 2003 Match-by-Match

Date	Opponent	GP	ATTACK				Pct	SET			SERVE		PASS		BLOCK			GEN		Points
			K	E	TA			A	SA	SE	RE	DIG	BS	BA	BE	Total	BHE			
Sep 05, 2003	vs North Texas	1	1	0	1	1.000	0	0	0	0	0	0	0	0	1	1	0	2.0	0	2.5
Sep 19, 2003	UTAH VALLEY	2	0	0	0	.000	0	0	0	0	0	0	0	0	1	0	0	1.0	0	0.5
Sep 26, 2003	COLORADO ST.	1	0	0	0	.000	0	0	0	0	0	0	0	0	0	0	0	0.0	0	0.0
Oct 31, 2003	NEW MEXICO	1	0	0	0	.000	1	0	0	0	0	0	0	0	1	0	0	1.0	0	0.5
Totals		5	1	0	1	1.000	1	0	0	0	0	0	0	1	3	0	4.0	0	3.5	

LINDSEY KEARL • 5-8 • Junior • Libero • Utah Valley State College

- She made her Cougar debut on Sept. 19 against her former team UVSC.

Season Averages

Games played: 27
 Kills per game: 0.00
 Assists per game: 0.22
 Aces per game: 0.26
 Digs per game: 1.19
 Points per game: 0.26

**Season and Career Highs****Kills**

Season: N/A
 Career: N/A

Attempts

Season: 1 (twice)
 Career: same

Hitting Percentage

Season: N/A
 Career: N/A

Assists

Season: 2 at Utah, 11/7/03
 Career: same

Digs

Season: 10 at Utah, 11/7/03
 Career: same

Total Blocks

Season: N/A
 Career: N/A

Total Blocks

Season: N/A
 Career: N/A

Total Blocks

Season: N/A
 Career: N/A

Aces

Season: 3 vs San Diego St., 10/17/03
 Career: same

LINDSEY KEARL - 2003 Match-by-Match

Date	Opponent	GP	ATTACK				Pct	SET			SERVE		PASS		BLOCK			GEN		Points
			K	E	TA			A	SA	SE	RE	DIG	BS	BA	BE	Total	BHE			
Sep 19, 2003	UTAH VALLEY	1	0	0	0	.000	0	0	1	0	0	0	0	0	0	0	0	0	0	0.0
Oct 17, 2003	SAN DIEGO ST.	5	0	0	0	.000	0	3	2	1	3	0	0	0	0	0	0	0	0	3.0
Oct 18, 2003	UNLV	3	0	0	0	.000	1	1	3	0	8	0	0	0	0	0	0	0	0	1.0
Oct 24, 2003	at Wyoming	2	0	1	1	-1.000	0	1	0	1	3	0	0	0	0	0	0	0	0	1.0
Oct 25, 2003	at Colorado State	3	0	1	1	-1.000	0	0	1	1	1	0	0	0	0	0	0	0	0	0.0
Oct 31, 2003	NEW MEXICO	1	0	0	0	.000	0	1	0	0	0	0	0	0	0	0	0	0	0	1.0
Nov 01, 2003	AIR FORCE	3	0	0	0	.000	1	0	1	0	2	0	0	0	0	0	0	0	0	0.0
Nov 07, 2003	at Utah	4	0	0	0	.000	2	0	3	0	10	0	0	0	0	0	0	0	0	0.0
Nov 14, 2003	at UNLV	2	0	0	0	.000	0	0	0	0	2	0	0	0	0	0	0	0	0	0.0
Nov 15, 2003	at San Diego St.	3	0	0	0	.000	2	1	1	2	3	0	0	0	0	0	0	0	1	1.0
Totals		27	0	2	2	-1.000	6	7	12	5	32	0	0	0	0	0	0	0	1	7.0

JENNA JUDKINS • 5-10 • Freshman • Setter • Skyline HS

- Serving as a backup to starting setter Lauren Richards, Judkins has yet to play in 2003.
- Judkins travels with the team, but anticipates to redshirt this year in order to preserve her eligibility.
- Is a true freshman.

Season Averages

N/A

**Season and Career Highs**

N/A

JENNA JUDKINS - 2003 Match-by-Match

Date	Opponent	GP	ATTACK				Pct	SET			SERVE		PASS		BLOCK			GEN		Points
			K	E	TA			A	SA	SE	RE	DIG	BS	BA	BE	Total	BHE			
Has yet to play in 2003.																				



ERICA LOTT • 6-2 • MB/OH

BEFORE BYU:
CLUB: Played for the Players Volleyball Club for four years (1999-2002) ... qualified for nationals in Salt Lake City in 2001 and 2002 ... team finished ninth in 2001 and was USA Junior Olympic Volleyball Champions (under-18) in 2002 ... Junior Olympic all-tournament team (2002) ... traveled to Russia to compete in the Moscow-Utah Games with Cougar teammate Erica Lott, as part of a USA Volleyball High Performance Team in Summer 2003 ... coached by Dave and Lori Richards.

HIGH SCHOOL: Four-year letterwinner at Mountain View High School in Orem, Utah ... team offensive player of the year in 2001 and most valuable player in 2002 ... named first-team all-state (4A) by The Salt Lake Tribune and Deseret News in 2001 and 2002 ... also lettered two years in track ... coached by Kayla Walker ... she chose BYU over Stanford and Utah.

PERSONAL: Born Erica Lott on October 18, 1984 in Provo, Utah ... parents are Brent and Marla Lott of Orem, Utah ... she is the oldest of five children with three brothers and one sister ... her father is 6-foot-6 and mother is 5-foot-10; at 6-foot-2 Erica is the tallest child in the family ... started in volleyball with a club team in the eighth grade ... was senior class historian.



CATHERINE PARKER • 6-2 • MB

BEFORE BYU:
CLUB - Involved with the Manhattan Beach Hot Shots (2002-2003), South Bay (2001-2002) and Palos Verdes (1997-1999) ... was part of the top 17's team in Southern California (2002).

HIGH SCHOOL - Three-year letterwinner at Palos Verdes Peninsula High School in Rolling Hills Estates, Calif. ... First-Team All-Bay League in 2001 ... led team to CIF semifinals in 2001 ... team captured Capistrano Valley High School Tournament title (2001) ... team most improved player (2000) ... she is a member of the National Honor Society and Spanish

Honor Society ... she is the recipient of the Governor's Scholar award and Principal's High Honor Roll ... coached by Mike Jagd ... recruited by Hawaii, USC, Utah, Arizona, Georgetown, Washington State and Utah State.

PERSONAL: Born Catherine Parker on June 28, 1985 in Torrance, Calif. ... parents are Jeff and Dianne Parker of Palos Verdes, Calif. ... she is the youngest of three children; Mary Claire (24) and David (21) ... both her parents and three of her grandparents attended BYU; her sister graduated from BYU in May 2003 ... father is the BYU alumni chapter chairman for the Los Angeles south chapter ... cousin Mike Poelman is a junior on the BYU men's rugby team ... got started in volleyball trying out with her best friend in the sixth grade ... raised her whole life in Southern California ... loves the beach and the Los Angeles Lakers ... major is undecided.



ANNIE KEMP • 5-8 • L/DS

BEFORE BYU:
CLUB - Played for the Players Volleyball Club ... helped Players VBC place third in the National Junior Olympics held in Atlanta (2003) ... member of the USA Developmental Team in 2001.

HIGH SCHOOL - Four-year letterwinner at Century and Skyline high schools ... named first-team all-state, first-team all-district, team captain and MVP in 2002 ... started in a freshman in 1999; sat out 2001 season because of a torn ACL ... also lettered three years in soccer and basketball, and one year in track and field ... all-state in soccer and team captain in 2002 ... MVP of Las Vegas

Invitational soccer tournament ... was valedictorian and ranked 6 of 259 in her senior class ... photography editor of school newspaper ... coached by Debbie Farnsworth.

PERSONAL:
 Born Annie E. Kemp on October 29, 1984 in Pocatello, Idaho ... parents are Dr. Larry and Cyndee Kemp of Pocatello, Idaho ... father and brother played football at BYU ... she loves basketball, track, photography, traveling, waterskiing, wakeboarding, snow skiing, hiking and camping ... started playing volleyball in the sixth grade ... photography or elementary education major.



LINDSEY EVANS • 5-9 • L/DS

BEFORE BYU:
CLUB - Played for the Portland Volleyball Club ... in 2003, 2002 and 2001 the Portland VBC finished seventh, eighth and fifth, respectively, in volleyball festival play ... coached by Kristy May.

HIGH SCHOOL - High School: A three-year letterwinner at West Linn High School ... first-team all-state in 2002 ... led her team to third place finishes at the Oregon State Championships in 2002 and 2001 ... Three Rivers League Volleyball Player of the Year in 2002 ... West Linn HS Female Athlete of the Year and MVP of the volleyball team in 2002 ... team captain in 2002 and 2001 ...

coached by Carl Newberger ... also lettered two years in tennis and one year in softball ... member of the National Honor Society.

PERSONAL:
 Personal: Born Lindsey Brooke Evans on November 27, 1984 in Lincoln, Neb. ... parents are Rick and Kari Evans of West Linn, Ore. ... started playing volleyball as a 14-year-old ... was student body vice-president her senior year ... nominated to attend the National Youth Leadership conference in Washington, D.C., January 2003 ... undecided major.



KIM DABO • 5-11 • OH

BEFORE BYU:
CLUB - Played for Club Yahoo!

HIGH SCHOOL - Four-year letterwinner at San Benito High School in Hollister, Calif ... first-team all-league 2000-2002 ... led team to league championship all four years (1999-2002) ... league MVP and Second-Team All-CCS in 2001 and 2002 ... 2001 CCS Junior Player of the Year ... coached by Larry Nabzeska ... scholar athlete 1999-2003 ... also lettered four years in softball (2000-2003), earning first-team all-league honors

in 2002.

PERSONAL:
 Born Kimberly Dabo on March 30, 1985 in Hollister, Calif. ... parents are Mitchell and Julie Dabo of Hollister, Calif. ... older brother Tyler Dabo played baseball at BYU in 2002 and 2003 ... started to play volleyball in the seventh grade ... math education major.



STACIE POWELL • 5-6 • DS/S

BEFORE BYU:
CLUB - Involvement in volleyball started by playing club in the eighth grade.

HIGH SCHOOL - Two-year letterwinner at Mesa High School in Mesa, Ariz. ... named second-team all-state by the Arizona Republic and Mesa Tribune in 2002 ... First-Team All-East Valley Region selection in leading team to 2002 East Valley Region Championship ... named First-Team Southeast Valley by the Arizona Republic in 2002 ... team captain and MVP in 2002 ...

coached by Keith Emrick ... three-time scholar athlete ... member of the National Honor Society ... graduated in the top five percent in her class ... also lettered three years in soccer and two years in track and field ... Second-Team All-East Valley Region soccer selection in 2001-2002.

PERSONAL:
 Born Stacie Powell on June 19, 1985 in Mesa, Ariz. ... parents are Scott and Joni Powell of Mesa, Ariz. ... her mother, the former Joni Rogers, played volleyball at BYU (1975-1978) and was an all-conference setter and a teammate of current head coach Karen Lamb ... major is undecided.



AMY HULSE • 6-1 • MB

BEFORE BYU:
CLUB - Played for the Saddleback Valley Volleyball Club for seven years (1997-2003) ... coached by George Carey Jr.

HIGH SCHOOL - Three-year letterwinner at Dana Hills High School in Dana Point, Calif. ... first-team all-league in 2002 and second-team all-league in 2001 ... team captain and MVP in 2001 and 2002 ... coached by Larry Vetter ... recruited by the University of San Francisco, Northern Arizona University and UNC-Charlotte.

PERSONAL:
 Born Amy Michelle Hulse on June 5, 1985 in Newport Beach, Calif. ... parents are Darcel and Renee Hulse of Laguna Niguel, Calif. ... she is the youngest of six children; with two brothers and three sisters ... all her brothers and sisters have attended BYU ... she loves the beach and playing beach volleyball is her favorite thing to do ... someday she would like to play on the Association of Volleyball Professionals (AVP) Beach Volleyball Tour ... sports medicine major.

Cougars Confirm Top Volleyball Recruiting Class

Four Highly Sought-After High School Prospects Sign with the Cougars

PROVO, Utah (Nov. 17, 2003) – BYU Head Coach Karen Lamb announced Monday the signing of four highly sought after high school recruits to NCAA Letters of Intent to play volleyball at BYU next season.

Amy Schlauder, a 6-foot-1 setter (Las Vegas, Nev.); Chelsea Goodman, a 5-foot-11 outside hitter (Mesa, Ariz.); Rachel Dyer, a 6-foot-1 middle blocker (Carlsbad, Calif.) and Bryn Porter, a 5-foot-10 outside hitter (Encinitas, Calif.) have committed to the third-winningest women's volleyball program in NCAA Division I history.

"This is an exciting recruiting class we have – and perhaps one of the best BYU has ever had," BYU coach Karen Lamb said. "All four of the players are extremely talented, but each also brings with them a high level of intensity and competitiveness.

"These players will come in and strengthen every position on the court for our team."

Schlauder, from Durango High School, just led the Trailblazers to their second consecutive state 4A championship Saturday. She is a four-year starter and holds the Durango HS record for assists in a match (68) and also holds the Nevada single-season record for assists with 1,151, set in 2002. As a sophomore and junior, she was a member of the U.S. Youth National Team and in 2002 was named to the Junior Olympics All-Tournament Team. She is also a Prepvolleyball.com Senior Ace, ranking as the No. 26 recruit in the nation. Graduating in the top 3% of her class, Schlauder was also recruited by Stanford, USC, Pepperdine, Florida, Arizona, Arizona State and Washington State.

"Amy is a great setter with tremendous potential," Lamb said. "She has uncommon intangibles and is a true student of the game. Over the past several years, Amy's had extensive experience with the Nevada Juniors Volleyball Club, and she is a proven winner."

Goodman, from Mountain View High School, has been a first-team all-state selection as a sophomore and junior. She has trained with the U.S. Youth National Team (2000-2003) and was named as an honorable mention All-American as a junior. Goodman was also named as East Valley Region Player of the Year the past three seasons. She is also a Prepvolleyball.com Senior Ace, ranking as the No. 41 recruit in the nation. She chose BYU over Utah and Texas.

"Chelsea is an outstanding athlete," Lamb said. "She is a go to player on offense, but what sets her apart is her tenacity on defense. She's a very intense leader on the court."

Dyer, from La Costa Canyon High School, is a three-year letterwinner, who led her team to the California "Sweet Sixteen" as a junior. She was the Fall Classic Tournament MVP in 2002 and 2003 and was named to the California Challenge All-Tournament team in 2003. Dyer led the Epic Volleyball Club to a 13th-place finish in the 18's (open division) at the 2003 National Junior Olympics. She is also a Prepvolleyball.com Senior Ace, ranking as the No. 47 recruit in the nation. She was also recruited by Georgia Tech, Arizona, Arizona State, UC Santa Barbara, Iowa, Utah State and Northwestern.

"Rachel is a very versatile player that can play in all three of the front row positions," Lamb said. "She possesses a great personality and is a consummate team player. Her best attribute is hitting right now, and she hits the slide very well, but she has the potential to develop into a top blocker, as well."

Porter, from Thousand Oaks High School, is a four-year letterwinner. As a junior, she was named First-Team All-Marmonte, as well as being named best team offensive player and MVP. She also led the Southern California Volleyball Club to a first place finish at the Junior Olympic Invitational this year, where she was named MVP. Porter is a Prepvolleyball.com top 250 Senior Ace, and chose BYU over Utah and Arizona State.

"Bryn is a powerful outside hitter, who has tremendous talent, and is only beginning to tap into her potential," Lamb said. "She has overcome injuries and is constantly improving. I expect that she'll have a strong club season before coming to BYU."

With 921 all-time wins, BYU is the third winningest NCAA Division I women's volleyball program. Currently 20-7, the Cougars have now won 20 or more matches in 29 of the past 30 seasons. BYU has also qualified for 20 of 22 NCAA Championship Tournaments.

"I'm thrilled that the girls committed to BYU, and we are just as happy to be making a commitment to them," Lamb said. "This is a program that is filled with tradition and we expect them to help us continue the excellence that has been established.

"Not only are these girls top talents, but they are each wonderful people as well, and they will fit in well with our team."

2004 RECRUIT BIOGRAPHIES**Amy Schlauder (6-foot-1 Setter)**

Club/National: Played for Nevada Juniors (Las Vegas, Nev.) for six years (1998-2003) ... placed 12th in the 18's (open division), fifth place in the 17's (open division) and 15th place in the 16's (open division) at National Junior Olympics ... she was named to the 2002 Junior Olympics All-Tournament Team ... attended the U.S. National High Performance Camp as a freshman ... member of the U.S. Youth National Team as a sophomore and junior ... competed as a member of Team Utah at the Utah-Moscow Games in Moscow, Russia in 2003 ... club coached by Bob Kelly.

High School – (2000-2003): Four-year letterwinner at Durango (Trailblazers) High School in Las Vegas, Nev. ... Prepvolleyball.com Senior Ace, ranked as No. 26 recruit in the nation ... led Durango HS to back-to-back Nevada 4A Championships as a junior and senior ... four-year varsity starter, named to the First-Team All-Southwest Division and Sunset Region All-Conference teams all four years ... Sunset Region MVP as a senior ... as a freshman and sophomore, she led her team to a pair of third place state finishes ... holds the Durango HS record for assists in a match (68) and also holds the Nevada single-season record for assists with 1,151, set in 2002 ... graduating with an honors diploma in the top 3% of her class ... 2000-2004 Scholar Athlete with a 4.4 GPA ... Durango HS Homecoming Queen in 2003 ... president of Future Educators of America ... member of the National Honor Society (2002-2004) ... Nevada State Finalist for Wendy's High School Heisman Award ... Durango HS student body president (2003-2004) ... also recruited by Stanford, USC, Pepperdine, Florida, Arizona, Arizona State and Washington State.

Personal: Born Amy Schlauder on May 7, 1986 in Las Vegas, Nev. ... parents are Allyn and Linda Schlauder of Las Vegas, Nev. ... has four siblings, including, Amber (26), Jennie (24), Leah (22) and Allyson (15) ... she first played volleyball at a BYU Cougar Cub Camp when she was seven years old and went on to attend seven more BYU volleyball camps ... undecided major.

Bryn Porter (5-foot-10 Outside Hitter)

Club: Played for Southern California Volleyball Club (Redondo Beach, Calif.) for two years (2002-2003) ... led SCVC to a first-place finish and was named MVP in the 18s division at the Junior Olympic Invitational in Phoenix, Ariz. ... also played one year each for the following clubs: Renegades (14s), Wildcats (16s), Beulah (16s) and ABVC Kaepa (18s) ... coached by Bill Ferguson.

High School – (2000-2003): Four-year letterwinner at Thousand Oaks (Lancers) High School in Thousand Oaks, Calif. ... as a junior, she was First-Team All-Marmonte League, Thousand Oaks HS MVP and best offensive player ... also lettered in track and field as a freshman ... coached by Yaviv Lerner ... chose BYU over Utah and Arizona State.

Personal: Born Bryn Legalo Porter on June 27, 1986 in Thousand Oaks, Calif. ... parents are Aldric and Mari Porter of Camarillo, Calif. ... Prepvolleyball.com top 250 Senior Ace ... has five siblings, including, Meghan (23), Leah (21), Micah (19), Hannah (9) and Delaney (7) ... both her parents and older sisters have graduated from BYU ... brother-in-law Benjamin Tuifua played football at BYU ... got started in volleyball by playing on the beach with her cousins ... her nickname is "Porter" ... undecided major.

Chelsea Goodman (5-foot-10 Outside Hitter)

Club: Played for Club Red Volleyball Club (Mesa, Ariz.) for three years (2001-2003) ... also played a combined seven years for East Valley, Imua and Molten volleyball clubs ... coached by Joe Hess.

High School – (2000-2003): Four-year letterwinner at Mountain View (Toros) High School in Mesa, Ariz. ... Prepvolleyball.com Senior Ace, ranked as No. 41 recruit in the nation ... an honorable mention All-American as a junior ... trained with the U.S. Youth National Team 2000-2003 ... she was a first-team all-state selection as a sophomore and junior ... she was an East Valley Region first-team selection all four years, and was region player of the year as a sophomore, junior and senior ... as a freshman, she was second on the team in kills and digs, and in her next three years, she was the team MVP ... coached by Katie Roberson ... also lettered one year in track and field (2000) ... chose BYU over Texas and Utah.

Personal: Born Chelsea Goodman on April 8, 1986 in Mesa, Ariz. ... parents are Gail and Linda Goodman of Mesa, Ariz. ... she has five siblings, including, Clint (28), Carly (26), Brian (24), Evonne (21) and Tanner (13) ... her two older sisters, Carly and Evonne, played volleyball at Ricks College (now BYU-Idaho) ... her favorite food is anything edible, and her most unusual talent is eating a lot of food ... nickname is "Goody" ... physical therapy major.

Rachel Dyer (6-foot-1 Middle Blocker)

Club: Played for Epic Volleyball Club (Poway, Calif.) for two years (2002-2003) ... placed 13th in the 18's (open division) at the 2003 National Junior Olympics ... coached by Ozhan Bahrambeygi.

High School – (2000-2003): Three-year letterwinner at La Costa Canyon (Mavericks) High School in Carlsbad, Calif. ... team made it to the state's "Sweet Sixteen" as a junior ... Fall Classic Tournament MVP in 2002 and 2003 ... California Challenge All-Tournament Team (2003) ... team MVP (2002) ... San Diego Section CIF runners up (2002) ... Prepvolleyball.com top 250 Senior Ace ... coached by Ed Machado ... also lettered two years in basketball ... First-Team All-CIF Academic Team in 2002 ... member of the National Honor Society ... also recruited by Georgia Tech, Arizona, Arizona State, UC Santa Barbara, Iowa, Utah State and Northwestern.

Personal: Born Rachel Lyn Dyer on May 30, 1986 in La Jolla, Calif. ... parents are Robert and Lynda Dyer of Encinitas, Calif. ... she is the seventh of 10 children; her siblings include, Greg (29), Jennifer (28), Scott (26), Rebecca (23), Emily (21), Lance (19), Tammy (15), Spencer (14) and Nathan (12) ... her grandmother, parents and older siblings have all attended BYU ... she enjoys playing the piano and violin ... her brother, Lance, is currently a missionary in Chile ... nickname is "Dyer" ... undecided major.

2002 HIGHLIGHTS/AWARDS**Cougars in Conference Stats****Team:**

Blocks: 2nd — 3.10
 Hitting: 8th — .187
 Kills: 5th — 14.08
 Assists: 6th — 12.73
 Aces: 8th — 1.14
 Digs: 3rd — 13.77

Individual (Top 10):

Blocks: Carrie Bowers, 3rd — 1.38
 Laura Nielsen, 7th — 1.20
 Hitting: Karina Puikkonen, 2nd — .330
 Laura Nielsen, 8th — .298
 Kills: NONE
 Assists: Karina Puikkonen, 8th — 10.57
 Digs: Uila Crabbe, 5th — 3.03
 April Varner, 9th — 2.57

Cougars in National Stats**Team:**

Blocks: 13th — 3.10

Individual:

Blocks: Carrie Bowers, 28th — 1.38

BYU's Individual Honors**MWC All-Tournament Team**

Allison Larson, Sr., RS/OH
 Karina Puikkonen, Jr., S

All- MWC Team

Allison Larson, Sr., RS/OH
 Laura Nielsen, Jr., MB

MWC Player of the Week

Laura Nielsen, Jr., MB (10/21)
 Karina Puikkonen, Jr., S (11/4)

Les Schwab Cougar Classic

Lexi Brown, Fr., MB
 Allison Larson, Sr., RS/OH

BYU Mizuno Classic Team

Carrie Bowers, Jr., MB

Texas A&M Invitational

Carrie Bowers, Jr., MB
 Karina Puikkonen, Jr., S

2002 SEASON REVIEW

Although it ended the season a better team than it started, the Cougar season mirrored the ups and downs of its lineup. With 12 different players drawing starting assignments over the course of the season, the Cougars were never able to establish an identity of consistency and cohesiveness.

"We expect to win on a consistent basis," Lamb said. "Obviously there were extenuating circumstances this past season. I'm not making any excuses, though, this season was tough. But it was not indicative of what BYU volleyball is about. We are going to win and carry on the tradition of BYU volleyball."

A tradition-rich women's volleyball program, leading into 2002, the Cougars had recorded 28 consecutive 20-win seasons and had never experienced a losing year. Many factors combined to send the Cougars to their first non-winning season (sub .500 record) in school history (14-19). Nineteen losses represent the most of any season in school history, but BYU also endured the most injuries it has ever had in a single season.

The emergence of true freshman outside hitter Kim Wilson was instrumental to a team that needed a steady offensive force. Wilson, a hometown product hailing from Provo High School, slowly worked her way into the lineup as the season progressed, and by the end of it she was BYU's most looked to offensive force. Starting the season as a reserve didn't have the opportunity to register her first double-digit kill effort until midway through the season, but she caught fire down the stretch as she recorded double-digit kill efforts in 14 of BYU's final 19 matches, proving she was one of the Mountain West Conference's top first-year players.

Despite a lineup that was besieged by injury, the Cougars never gave up and broke through in pressure situations time and time again. Although BYU endured two four-match losing streaks in the first half of the season, each time the team would avoid the dubious distinction of being the first squad in BYU history of losing five in a row by narrowly escaping with five-game wins over Wake Forest and UNLV.

At 7-12 the Cougars headed on the annual Front Range road trip on Oct. 18 with the prospects of becoming the only Cougar team to ever drop to as many as seven matches below .500. Indicative of its season and with its backs against the wall, BYU came through with five-game wins over MWC leader CSU and a Wyoming team that was in the midst of a 20-win campaign. In the MWC Tournament the Cougars would not disappoint as they earned a pair of five-game wins over UNLV and CSU before falling to Utah in the final.

2002 SEASON NOTABLES**BYU ROSTER HIT HARD**

Entering this season BYU had 16 players on its roster. Nine of those players were affected in some way that has prevented them from playing or hindered their ability. All-America candidate Sunny Mahe redshirted because of a pregnancy, and Lauren Richards and Lindsay Lewis are sat out the season as redshirts. Carrie Bowers played with two stress fractures in her feet and was unable to practice as the season progressed. Lexi Brown tore her ACL in the eighth match of the season was lost for the year. As well, Lindsey Metcalf, Becky Warnick, Laura Nielsen and April Varner were all bitten by the injury bug in 2002. In all, 12 different Cougars drew starting assignments.

THE PROCESS OF REBUILDING A WINNER

Of the 13 active players on the BYU roster in 2002, Karina Puikkonen and Uila Crabbe were the only returning starters with a combined 350 games of experience entering the season. The remaining 11 players on the active roster came into the season with a combined 117 games of experience (the rough equivalent of a normal season). Thus far this season the 11 returning non-starters have played in a combined 624 games. Due to a myriad of injuries on the team, more of the Cougars are seeing extended playing time. Ten of the 11 players have seen action in at least 24% or more of BYU's games. Nine of the 11 have seen action in 35% or more of the Cougars games. Eight of the 11 have seen action in 57% or more of BYU's games.

A TEAM OF ENDURANCE

The Cougars had losing records in three-game (5-12) and four-game (2-5) matches, but their record in five-game matches was an impressive 7-2 on the season. That includes a perfect 6-0 record against MWC teams.

BYU PLAYER 2003 SEASON & CAREER HIGHS

	<u>Kills</u>	<u>*Hitting</u>	<u>Assts</u>	<u>Aces</u>	<u>Digs</u>	<u>Blocks</u>
#3 APRIL VARNER	18	.700	4	4	16	2
<i>Career</i>	23	<i>same</i>	<i>same</i>	<i>same</i>	19	4
#4 MELANIE TOGO	1	(1.000)	1	2	15	-
<i>Career</i>	<i>same</i>	-	<i>same</i>	<i>same</i>	<i>same</i>	-
#5 LAUREN RICHARDS	11	.538	65	5	13	7
<i>Career</i>	20	<i>same</i>	<i>same</i>	<i>same</i>	<i>same</i>	<i>same</i>
#6 LINDSEYMETCALF	18	.500	5	2	18	7
<i>Career</i>	<i>same</i>	<i>same</i>	15	3	20	17**
#7 KIM WILSON	29	.579	5	5	17	6
<i>Career</i>	<i>same</i>	<i>same</i>	<i>same</i>	<i>same</i>	<i>same</i>	<i>same</i>
#8 CARRIE BOWERS	22	.643	5	3	11	7
<i>Career</i>	<i>same</i>	<i>same</i>	<i>same</i>	<i>same</i>	<i>same</i>	12
#9 LEXI BROWN	16	.556	1	2	1	7
<i>Career</i>	<i>same</i>	.619	<i>same</i>	<i>same</i>	6	12
#11 LINDSEY KEARL	-	-	2	3	10	-
<i>Career</i>	-	-	<i>same</i>	<i>same</i>	<i>same</i>	-
#12 UILACRABBE	1	(1.000)	4	-	22	-
<i>Career</i>	1	-	25	4	25	1
#14 LINDSY LEWIS-HARTSOCK	14	.846	4	5	5	11
<i>Career</i>	<i>same</i>	<i>same</i>	<i>same</i>	<i>same</i>	<i>same</i>	<i>same</i>
#15 SAHARACASTILLO	-	-	-	2	1	-
<i>Career</i>	6	.308	2	3	11	1
#18 LAURANIENSEN	8	.636	1	5	6	8
<i>Career</i>	15	.643	<i>same</i>	<i>same</i>	5	11

* minimum of 10 attempts ** BYU Record

2003 BYU Record ...

	TEAM RECORD W-L
Overall	20-7
Conference	10-4
Home	10-2
Away	6-4
Neutral	4-1
3 games	10-4
4 games	7-2
5 games	3-1
when win first game	12-0
when win first two games	11-0
when lose first game	8-7
when lose first two games	2-6
when attack pct. over .400	2-0
when attack pct. over .300	9-0
when attack pct. over .200	6-3
when attack pct. under .200	3-4
when have higher attack percentage	20-0
when opponent has higher attack percentage	0-7
when have more kills	16-1
when opponent has more kills	4-6
when have more aces	16-1
when opponent has more aces	3-5
when have same aces as opponent	1-1
when have more service errors	14-4
when opponent has more service errors	4-2
when have same service errors	2-1
when have more return errors	3-5
when opponent has more return errors	16-1
when have same return errors as opponent	1-1
when have 5 or less return errors	15-6
when have more than 5 return errors	5-1
when have more digs	15-1
when opponent has more digs	5-6
when have more team blocks	17-2
when opponent has more team blocks	3-3
when have same team blocks	0-2
on Mondays	0-0
on Tuesdays	1-0
on Wednesdays	0-0
on Thursdays	1-0
on Fridays	10-4
on Saturdays	8-3

2003 MATCH-BY-MATCH LEADERS

<u>OPPONENT</u>	<u>KILLS</u>	<u>ATTEMPTS</u>	<u>ATTACK % (Min 10 Att.)</u>	<u>ASSISTS</u>	<u>DIGS</u>	<u>TOTAL BLOCKS</u>
AMERICAN	BOWERS - 22	BOWERS - 36	NIENSEN - .600	RICHARDS - 41	RICHARDS - 12	HARTSOCK - 3
RUTGERS	BOWERS - 15	BOWERS - 24	BOWERS - .583	RICHARDS - 42	METCALF - 11	BOWERS - 3
#3 FLORIDA	BOWERS - 13	BOWERS - 37	BOWERS - .243	RICHARDS - 23	METCALF - 11	HARTSOCK - 5
ARKANSAS	BOWERS - 17	BOWERS - 36	RICHARDS - .526	RICHARDS - 48	CRABBE - 11	HARTSOCK - 4
NORTH TEXAS	WILSON - 18	WILSON - 47	HARTSOCK - .684	RICHARDS - 44	CRABBE - 16	BOWERS - 7
SAINTELOUIS	WILSON - 29	WILSON - 46	RICHARDS - .655	RICHARDS - 65	CRABBE - 18	BOWERS - 5
SOUTHWESTMISSOURI STATE	VARNER - 10	VARNER - 26	VARNER - .269	RICHARDS - 33	METCALF - 18	BOWERS - 4
OHIO STATE	WILSON - 13	WILSON - 39	BOWERS - .269	RICHARDS - 41	CRABBE - 14	NIENSEN - 4
RICE	WILSON - 21	WILSON - 38	RICHARDS - .417	VARNER - 700	CRABBE - 15	NIENSEN - 8
PENN STATE	WILSON - 22	WILSON - 56	VARNER - .448	RICHARDS - 52	CRABBE - 22	HARTSOCK - 7
UTAH VALLEYSTATE COLLEGE	WILSON - 16	WILSON - 26	NEILSEN - .455	RICHARDS - 55	CRABBE - 20	HARTSOCK - 11
NEVADA	BOWERS - 11	BOWERS - 21	HARTSOCK - .846	RICHARDS - 42	CRABBE - 10	HARTSOCK - 5
COLORADO STATE	HARTSOCK - 11	HARTSOCK - 21	NIENSEN - .231	RICHARDS - 35	CRABBE - 11	HARTSOCK - 4
WYOMING	WILSON - 7	VARNER - 21	BOWERS - .471	RICHARDS - 25	RICHARDS - 10	METCALF - 5
NEW MEXICO	VARNER - 15	VARNER - 35	WILSON - .579	RICHARDS - 38	CRABBE - 10	METCALF - 5
AIR FORCE	VARNER - 18	WILSON - 19	NEILSEN - .636	RICHARDS - 32	METCALF - 10	NIENSEN - 3
WEBER STATE	WILSON - 18	WILSON - 43	NEILSEN - .300	RICHARDS - 54	CRABBE - 9	RICHARDS - 7
UTAH	VARNER - 15	VARNER - 44	BROWN - .448	RICHARDS - 46	VARNER - 16	BROWN - 7
SAN DIEGO STATE	WILSON - 18	WILSON - 48	NEILSEN - .462	RICHARDS - 46	CRABBE - 15	NIENSEN - 6
UNLV	BOWERS - 15	METCALF - 40	RICHARDS - .538	RICHARDS - 50	CRABBE - 21	HARTSOCK - 7
WYOMING	WILSON - 18	METCALF - 34	RICHARDS - .538	RICHARDS - 46	CRABBE - 18	NIENSEN - 6
COLORADO STATE	METCALF - 10	WILSON - 36	HARTSOCK - .364	RICHARDS - 41	CRABBE - 15	HARTSOCK - 10
NEW MEXICO	WILSON - 12	WILSON - 27	HARTSOCK - .800	RICHARDS - 32	METCALF - 10	FIVE TIED
AIR FORCE	BROWN - 14	BROWN - 28	BOWERS - .500	RICHARDS - 42	METCALF - 12	METCALF - 4
UTAH	BROWN - 11	METCALF - 19	BROWN - .556	RICHARDS - 34	CRABBE - 9	BROWN - 4
UNLV	VARNER - 16	WILSON - 43	VARNER - .429	RICHARDS - 41	CRABBE - 16	METCALF - 7
SAN DIEGO STATE	METCALF - 12	METCALF - 32	NEILSEN - .308	RICHARDS - 28	CRABBE - 19	BROWN - 7
MWC TOURNAMENT	BROWN - 16	BROWN - 31	BROWN - .419	RICHARDS - 40	CRABBE - 13	NIENSEN - 7
UTAH STATE						NIENSEN - 5
EASTERN MICHIGAN						METCALF - 5
NCAA TOURNAMENT						BROWN - 5

Times Led (including ties)

<u>Kills</u>
Wilson - 12
Bowers - 7
Varner - 5
Metcalfe - 3
Brown - 3
Hartsock - 1
<u>Attempts</u>
Wilson - 15
Bowers - 7
Varner - 4
Metcalfe - 4
Brown - 2
<u>Attack %</u>
Nielsen - 7
Bowers - 6
Hartsock - 4
Richards - 3
Varner - 3
Brown - 3
Wilson - 2
<u>Assists</u>
Richards - 27
<u>Digs</u>
Crabbe - 20
Metcalfe - 6
Richards - 3
Varner - 2
Bowers - 1
<u>Total Blocks</u>
Hartsock - 10
Nielsen - 8
Bowers - 5
Metcalfe - 6
Brown - 4
Richards - 3
Wilson - 1

Team Statistics – 2003 Matches (Overall)

TEAM STATISTICS	BYU	OPP
ATTACK		
Kills	1497	1338
Errors	546	701
Total Attacks	3689	3784
Attack Pct	.258	.168
Kills/Game	15.3	13.7
SET		
Assists	1321	1221
Assists/Game	13.5	12.5
SERVE		
Aces	161	108
Errors	315	248
Aces/Game	1.6	1.1
SERVE RECEPTIONS		
Errors	108	161
Errors/Game	1.1	1.6
DEFENSE		
Digs	1404	1343
Digs/Game	14.3	13.7
BLOCKING		
Block Solo	64	57
Block Assist	489	316
Total Blocks	308.5	215.0
Blocks Per Game	3.1	2.2
Block Errors	66	47
BALL HANDLING ERRORS		
	77	41
ATTENDANCE		
Total	15879	11163
Dates/Avg Per Date	12/1323	10/1116
Neutral site #/Avg	5/264	
Current win streak	2	-
Home win streak	4	-

Team Statistics – 2003 Matches (Conference)

TEAM STATISTICS	BYU	OPP
ATTACK		
Kills	734	697
Errors	259	363
Total Attacks	1788	1895
Attack Pct	.266	.176
Kills/Game	15.0	14.2
SET		
Assists	648	642
Assists/Game	13.2	13.1
SERVE		
Aces	67	53
Errors	135	134
Aces/Game	1.4	1.1
SERVE RECEPTIONS		
Errors	53	67
Errors/Game	1.1	1.4
DEFENSE		
Digs	684	657
Digs/Game	14.0	13.4
BLOCKING		
Block Solo	38	30
Block Assist	253	172
Total Blocks	164.5	116.0
Blocks Per Game	3.4	2.4
Block Errors	39	28
BALL HANDLING ERRORS		
	37	19
ATTENDANCE		
Total	9718	5245
Dates/Avg Per Date	7/1388	7/749
Neutral site #/Avg	0/0	
Current win streak	2	-
Home win streak	4	-

BYU 2003 Results

Date	Opponent	Score	Score-by-game	Overall	Conf	Time	Attend
# Aug 29, 2003	vs AMERICAN	W 3-1	30-19, 30-19, 28-30, 30-20	1-0	0-0	1:46	
# Aug 29, 2003	vs RUTGERS	W 3-0	30-25, 30-26, 30-18	2-0	0-0	1:27	
# Aug 30, 2003	at FLORIDA	0-3 L	24-30, 19-30, 21-30	2-1	0-0	1:31	4297
! 09-05-03	vs Arkansas	2-3 L	27-30, 16-30, 30-28, 30-18, 13-15	3-2	0-0	2:04	
! 09-05-03	vs North Texas	W 3-1	31-33, 30-23, 30-25, 30-24	3-1	0-0	1:49	643
! 09-06-03	vs Saint Louis	W 3-1	30-32, 30-23, 30-18, 30-22	4-2	0-0	1:54	679
! 09-06-03	at SMS	0-3 L	20-30, 20-30, 26-30	4-3	0-0	1:34	909
^ Sep 12, 2003	OHI O STATE	W 3-1	32-34, 30-28, 30-23, 30-26	5-3	0-0	2:10	2071
^ Sep 13, 2003	RI CE	W 3-1	30-28, 30-20, 23-30, 30-17	6-3	0-0	1:45	264
^ Sep 13, 2003	PENN STATE	W 3-2	21-30, 30-27, 30-23, 26-30, 15-13	7-3	0-0	2:15	1018
Sep 19, 2003	UTAH VALLEY	W 3-0	30-18, 30-26, 30-24	8-3	0-0	1:30	2086
Sep 20, 2003	NEVADA	W 3-0	30-26, 30-19, 30-24	9-3	0-0	1:20	722
* Sep 26, 2003	COLORADO STATE	0-3 L	20-30, 20-30, 26-30	9-4	0-1	1:35	1464
* Sep 27, 2003	WYOMING	W 3-0	30-23, 30-25, 30-25	10-4	1-1	1:30	1094
* Oct 02, 2003	at New Mexico	W 3-0	30-18, 30-28, 30-25	11-4	2-1	1:25	357
* Oct 03, 2003	at Air Force	W 3-2	20-30, 25-30, 30-25, 30-24, 15-5	12-4	3-1	2:15	514
Oct 07, 2003	at Weber State	W 3-1	27-30, 30-24, 30-20, 30-24	13-4	3-1	1:57	712
* Oct 10, 2003	UTAH	1-3 L	25-30, 27-30, 30-19, 20-30	13-5	3-2	2:00	2312
* Oct 17, 2003	SAN DIEGO STATE	W 3-2	26-30, 22-30, 30-19, 30-21, 16-14	14-5	4-2	2:15	1320
* Oct 18, 2003	UNLV	W 3-0	30-21, 30-23, 30-20	15-5	5-2	1:30	1313
* Oct 24, 2003	at Wyoming	W 3-1	26-30, 30-28, 30-25, 30-17	6-2	6-2	2:00	617
* Oct 25, 2003	at Colorado State	0-3 L	19-30, 20-30, 29-31	6-3	6-3	1:30	1661
* Oct 31, 2003	NEW MEXICO	W 3-0	30-24, 30-21, 30-20	7-3	7-3	1:25	1190
* Nov 01, 2003	AIR FORCE	W 3-0	30-23, 30-11, 30-21	8-3	8-3	1:30	1250
* Nov 07, 2003	at Utah	1-3 L	19-30, 30-23, 24-30, 27-30	18-7	8-4	1:58	1320
* Nov 14, 2003	at UNLV	W 3-0	30-21, 30-21, 30-25	9-4	9-4	1:30	475
* Nov 15, 2003	at San Diego State	W 3-0	30-25, 30-21, 30-26	10-4	10-4	1:24	301

* MWC Match

USA Campus Credit Union Invitational, Gainesville, Fla.

! SMS Dr. Mary Jo Wynn Invitational, Springfield, Mo.

^ BYU Mizuno Classic, Provo, Utah

All MATCHES (Overall)

RECORD:	OVERALL	HOME	AWAY	NEUTRAL
ALL MATCHES	20-7	10-2	6-4	4-1
CONFERENCE	10-4	5-2	5-2	0-0
NON-CONFERENCE	10-3	5-0	1-2	4-1

##	STATS SUMMARY	ATTACK						SET			SERVE			DIG			BLOCKING					
		G	K	KPG	E	TA	Pct	A	APG	SA	SE	SAPG	RE	DIG	DPG	BS	BA	Total	BPG	BE	BHE	PTS
2	KI HOLM, Mandi	5	1	0.20	0	1	1.000	1	0.20	0	0	0.00	0	0	0.00	1	3	4	0.80	0	0	3.5
14	HARTSOCK, Lindsay	83	132	1.59	38	263	.357	5	0.06	30	26	0.36	0	44	0.53	13	92	105	1.27	8	0	221.0
9	BROWN, Lexi	51	142	2.78	36	306	.346	2	0.04	6	25	0.12	1	24	0.47	4	54	58	1.14	6	1	179.0
18	NI ELSSEN, Laura	76	104	1.37	26	234	.333	4	0.05	11	28	0.14	0	39	0.51	7	91	98	1.29	13	2	167.5
8	BOWERS, Carrie	97	272	2.80	78	652	.298	60	0.62	12	25	0.12	13	164	1.69	9	81	90	0.93	6	2	333.5
7	WILSON, Kim	85	321	3.78	131	768	.247	26	0.31	22	45	0.26	13	157	1.85	4	30	34	0.40	8	1	362.0
5	RICHARDS, Lauren	98	154	1.57	67	379	.230	1116	11.39	33	79	0.34	2	191	1.95	7	74	81	0.83	13	67	231.0
3	VARNER, April	54	183	3.39	77	493	.215	13	0.24	11	28	0.20	17	100	1.85	3	12	15	0.28	5	2	203.0
6	METCALF, Lindsey	78	179	2.29	86	548	.170	31	0.40	14	20	0.18	24	198	2.54	16	52	68	0.87	6	1	235.0
12	CRABBE, Uila	98	8	0.08	4	32	.125	53	0.54	0	0	0.00	19	358	3.65	0	0	0	0.00	1	0	8.0
4	TOGO, Melani e	63	1	0.02	1	8	.000	4	0.06	7	6	0.11	7	86	1.37	0	0	0	0.00	0	0	8.0
15	CASTILLO, Sahara	42	0	0.00	0	3	.000	0	0.00	8	21	0.19	0	11	0.26	0	0	0	0.00	0	0	8.0
11	KEARL, Lindsey	27	0	0.00	2	2	-1.000	6	0.22	7	12	0.26	5	32	1.19	0	0	0	0.00	0	1	7.0
TEAM													7									
BYU COUGARS.....		98	1497	15.28	546	3689	.258	1321	13.48	161	315	1.64	108	1404	14.33	64	489	308.5	3.15	66	77	1966.5
Opponents.....		98	1338	13.65	701	3784	.168	1221	12.46	108	248	1.10	161	1343	13.70	57	316	215.0	2.19	47	41	1661.0

All MATCHES (Conference)

RECORD:	OVERALL	HOME	AWAY	NEUTRAL
ALL MATCHES	10-4	5-2	5-2	0-0
CONFERENCE	10-4	5-2	5-2	0-0
NON-CONFERENCE	0-0	0-0	0-0	0-0

##	STATS SUMMARY	ATTACK						SET			SERVE			DIG			BLOCKING					
		G	K	KPG	E	TA	Pct	A	APG	SA	SE	SAPG	RE	DIG	DPG	BS	BA	Total	BPG	BE	BHE	PTS
18	NI ELSSEN, Laura	33	48	1.45	7	97	.423	1	0.03	2	6	0.06	0	9	0.27	3	45	48	1.45	7	2	75.5
9	BROWN, Lexi	30	99	3.30	22	210	.367	1	0.03	2	8	0.07	0	16	0.53	3	36	39	1.30	4	1	122.0
14	HARTSOCK, Lindsay	42	63	1.50	18	131	.344	5	0.12	10	14	0.24	0	15	0.36	7	41	48	1.14	3	0	100.5
4	TOGO, Melani e	36	1	0.03	0	3	.333	2	0.06	6	5	0.17	4	49	1.36	0	0	0	0.00	0	0	7.0
8	BOWERS, Carrie	48	116	2.42	41	285	.263	24	0.50	6	12	0.12	6	62	1.29	5	40	45	0.94	4	1	147.0
3	VARNER, April	25	82	3.28	30	211	.246	3	0.12	6	14	0.24	7	43	1.72	3	4	7	0.28	3	2	93.0
5	RICHARDS, Lauren	49	72	1.47	29	179	.240	549	11.20	13	35	0.27	2	89	1.82	2	40	42	0.86	7	30	107.0
6	METCALF, Lindsey	43	107	2.49	41	296	.223	21	0.49	8	7	0.19	13	105	2.44	13	33	46	1.07	5	0	144.5
7	WILSON, Kim	40	143	3.58	68	363	.207	8	0.20	2	12	0.05	5	73	1.83	2	13	15	0.38	5	0	153.5
12	CRABBE, Uila	49	3	0.06	1	11	.182	27	0.55	0	0	0.00	9	185	3.78	0	0	0	0.00	1	0	3.0
15	CASTILLO, Sahara	23	0	0.00	0	0	.000	0	0.00	5	11	0.22	0	6	0.26	0	0	0	0.00	0	0	5.0
2	KI HOLM, Mandi	2	0	0.00	0	0	.000	1	0.50	0	0	0.00	0	0	0.00	0	1	1	0.50	0	0	0.5
11	KEARL, Lindsey	26	0	0.00	2	2	-1.000	6	0.23	7	11	0.27	5	32	1.23	0	0	0	0.00	0	1	7.0
TEAM													2									
BYU COUGARS.....		49	734	14.98	259	1788	.266	648	13.22	67	135	1.37	53	684	13.96	38	253	164.5	3.36	39	37	965.5
Opponents.....		49	697	14.22	363	1895	.176	642	13.10	53	134	1.08	67	657	13.41	30	172	116.0	2.37	28	19	866.0

2003 BYU Women's Volleyball Stats
BYU Cougars Match Highs (as of Nov. 16, 2003)
All matches

INDIVIDUAL MATCH HIGHS**ATTACK PERCENT (K-E-TA) minimum 12 kills**

.684 (14- 1-19) HARTSOCK, Lindsay at North Texas (09-05-03)
 .583 (15- 1-24) BOWERS, Carrie vs RUTGERS (Aug 29, 2003)
 .556 (22- 2-36) BOWERS, Carrie at AMERICAN (Aug 29, 2003)
 .538 (16- 2-26) WILSON, Kim vs Utah Valley (Sep 19, 2003)
 .522 (29- 5-46) WILSON, Kim vs Saint Louis (09-06-03)

KILLS (K-E-TA)

29 (29- 5-46) 4g WILSON, Kim vs Saint Louis (09-06-03)
 22 (22-10-56) 5g WILSON, Kim vs Penn State (Sep 13, 2003)
 22 (22- 2-36) 4g BOWERS, Carrie at AMERICAN (Aug 29, 2003)
 21 (21- 5-38) 4g WILSON, Kim vs Rice (Sep 13, 2003)
 18 (18- 3-33) 3g WILSON, Kim vs UNLV (Oct 18, 2003)

KILLS 3-GAMES (K-E-TA)

18 (18- 1-34) METCALF, Lindsey vs UNLV (Oct 18, 2003)
 18 (18- 3-33) WILSON, Kim vs UNLV (Oct 18, 2003)
 16 (16- 3-31) BROWN, Lexi at San Diego State (Nov 15, 2003)
 16 (16- 2-26) WILSON, Kim vs Utah Valley (Sep 19, 2003)
 15 (15- 5-35) VARNER, April vs Wyoming (Sep 27, 2003)

KILLS 4-GAMES (K-E-TA)

29 (29- 5-46) WILSON, Kim vs Saint Louis (09-06-03)
 22 (22- 2-36) BOWERS, Carrie at AMERICAN (Aug 29, 2003)
 21 (21- 5-38) WILSON, Kim vs Rice (Sep 13, 2003)
 18 (18- 4-47) WILSON, Kim at North Texas (09-05-03)
 18 (18-13-48) WILSON, Kim vs Utah (Oct 10, 2003)

KILLS 5-GAMES (K-E-TA)

22 (22-10-56) WILSON, Kim vs Penn State (Sep 13, 2003)
 18 (18- 3-43) WILSON, Kim at Air Force (Oct 03, 2003)
 18 (18-11-39) VARNER, April at Air Force (Oct 03, 2003)
 17 (17- 2-36) BOWERS, Carrie vs Arkansas (09-05-03)
 16 (16- 5-42) VARNER, April vs Penn State (Sep 13, 2003)

TOTAL ATTEMPTS (K-E-TA)

56 (22-10-56) 5g WILSON, Kim vs Penn State (Sep 13, 2003)
 48 (18-13-48) 4g WILSON, Kim vs Utah (Oct 10, 2003)
 47 (18- 4-47) 4g WILSON, Kim at North Texas (09-05-03)
 46 (12- 3-46) 4g METCALF, Lindsey at North Texas (09-05-03)
 46 (29- 5-46) 4g WILSON, Kim vs Saint Louis (09-06-03)

TOTAL ATTEMPTS 3-GAMES (K-E-TA)

37 (13- 4-37) BOWERS, Carrie at FLORIDA (Aug 30, 2003)
 35 (15- 5-35) VARNER, April vs Wyoming (Sep 27, 2003)
 34 (18- 1-34) METCALF, Lindsey vs UNLV (Oct 18, 2003)
 33 (18- 3-33) WILSON, Kim vs UNLV (Oct 18, 2003)
 32 (12- 4-32) METCALF, Lindsey at UNLV (Nov 14, 2003)

TOTAL ATTEMPTS 4-GAMES (K-E-TA)

48 (18-13-48) WILSON, Kim vs Utah (Oct 10, 2003)
 47 (18- 4-47) WILSON, Kim at North Texas (09-05-03)
 46 (12- 3-46) METCALF, Lindsey at North Texas (09-05-03)
 46 (29- 5-46) WILSON, Kim vs Saint Louis (09-06-03)
 44 (15- 6-44) VARNER, April at Weber State (Oct 07, 2003)

TOTAL ATTEMPTS 5-GAMES (K-E-TA)

56 (22-10-56) WILSON, Kim vs Penn State (Sep 13, 2003)
 43 (18- 3-43) WILSON, Kim at Air Force (Oct 03, 2003)
 42 (16- 5-42) VARNER, April vs Penn State (Sep 13, 2003)
 40 (14- 8-40) WILSON, Kim vs San Diego State (Oct 17, 2003)
 40 (11- 6-40) METCALF, Lindsey vs San Diego State (Oct 17, 2003)

POINTS

34.5 (29- 5- 0.5) 4g WILSON, Kim vs Saint Louis (09-06-03)
 25.0 (22- 0- 3.0) 5g WILSON, Kim vs Penn State (Sep 13, 2003)
 23.0 (22- 0- 1.0) 4g BOWERS, Carrie at AMERICAN (Aug 29, 2003)
 21.5 (21- 0- 0.5) 4g WILSON, Kim vs Rice (Sep 13, 2003)

21.0 (18- 3- 0.0) 4g WILSON, Kim at North Texas (09-05-03)

POINTS 3-GAMES

20.0 (18- 0- 2.0) METCALF, Lindsey vs UNLV (Oct 18, 2003)
 19.0 (16- 0- 3.0) BROWN, Lexi at San Diego State (Nov 15, 2003)
 18.5 (15- 2- 1.5) BOWERS, Carrie vs RUTGERS (Aug 29, 2003)
 18.0 (18- 0- 0.0) WILSON, Kim vs UNLV (Oct 18, 2003)
 16.5 (16- 0- 0.5) WILSON, Kim vs Utah Valley (Sep 19, 2003)

POINTS 4-GAMES

34.5 (29- 5- 0.5) WILSON, Kim vs Saint Louis (09-06-03)
 23.0 (22- 0- 1.0) BOWERS, Carrie at AMERICAN (Aug 29, 2003)
 21.5 (21- 0- 0.5) WILSON, Kim vs Rice (Sep 13, 2003)
 21.0 (18- 3- 0.0) WILSON, Kim at North Texas (09-05-03)
 19.5 (18- 0- 1.5) WILSON, Kim vs Utah (Oct 10, 2003)

POINTS 5-GAMES

25.0 (22- 0- 3.0) WILSON, Kim vs Penn State (Sep 13, 2003)
 19.0 (18- 1- 0.0) VARNER, April at Air Force (Oct 03, 2003)
 18.5 (18- 0- 0.5) WILSON, Kim at Air Force (Oct 03, 2003)
 18.0 (17- 0- 1.0) BOWERS, Carrie vs Arkansas (09-05-03)
 17.5 (15- 0- 2.5) BOWERS, Carrie vs San Diego State (Oct 17, 2003)

ASSISTS

65 (4g) RICHARDS, Lauren vs Saint Louis (09-06-03)
 55 (5g) RICHARDS, Lauren vs Penn State (Sep 13, 2003)
 54 (5g) RICHARDS, Lauren at Air Force (Oct 03, 2003)
 52 (4g) RICHARDS, Lauren vs Rice (Sep 13, 2003)
 50 (5g) RICHARDS, Lauren vs San Diego State (Oct 17, 2003)

ASSISTS 3-GAMES

46 RICHARDS, Lauren vs UNLV (Oct 18, 2003)
 42 RICHARDS, Lauren vs RUTGERS (Aug 29, 2003)
 42 RICHARDS, Lauren vs Utah Valley (Sep 19, 2003)
 42 RICHARDS, Lauren vs New Mexico (Oct 31, 2003)
 40 RICHARDS, Lauren at San Diego State (Nov 15, 2003)

ASSISTS 4-GAMES

65 RICHARDS, Lauren vs Saint Louis (09-06-03)
 52 RICHARDS, Lauren vs Rice (Sep 13, 2003)
 46 RICHARDS, Lauren at Weber State (Oct 07, 2003)
 46 RICHARDS, Lauren vs Utah (Oct 10, 2003)
 44 RICHARDS, Lauren at North Texas (09-05-03)

ASSISTS 5-GAMES

55 RICHARDS, Lauren vs Penn State (Sep 13, 2003)
 54 RICHARDS, Lauren at Air Force (Oct 03, 2003)
 50 RICHARDS, Lauren vs San Diego State (Oct 17, 2003)
 48 RICHARDS, Lauren vs Arkansas (09-05-03)
 5 WILSON, Kim vs Penn State (Sep 13, 2003)

DIGS

22 (5g) CRABBE, Uila vs Penn State (Sep 13, 2003)
 21 (5g) CRABBE, Uila vs San Diego State (Oct 17, 2003)
 19 (3g) CRABBE, Uila at UNLV (Nov 14, 2003)
 18 (3g) CRABBE, Uila vs UNLV (Oct 18, 2003)
 18 (4g) CRABBE, Uila vs Saint Louis (09-06-03)

DIGS 3-GAMES

19 CRABBE, Uila at UNLV (Nov 14, 2003)
 18 CRABBE, Uila vs UNLV (Oct 18, 2003)
 18 METCALF, Lindsey at SMS (09-06-03)
 16 CRABBE, Uila at SMS (09-06-03)
 13 CRABBE, Uila at San Diego State (Nov 15, 2003)

DIGS 4-GAMES

18 CRABBE, Uila vs Saint Louis (09-06-03)
 16 CRABBE, Uila at North Texas (09-05-03)
 16 VARNER, April at Weber State (Oct 07, 2003)
 16 CRABBE, Uila at Utah (Nov 07, 2003)
 15 CRABBE, Uila vs Rice (Sep 13, 2003)

DIGS 5-GAMES

22 CRABBE, Uila vs Penn State (Sep 13, 2003)
 21 CRABBE, Uila vs San Diego State (Oct 17, 2003)
 17 WILSON, Kim vs San Diego State (Oct 17, 2003)
 14 CRABBE, Uila at Air Force (Oct 03, 2003)

11 RICHARDS, Lauren vs Penn State (Sep 13, 2003)

ACES

5 HARTSOCK, Lindsay vs Ohio State (Sep 12, 2003)
 5 NIELSEN, Laura at North Texas (09-05-03)
 5 HARTSOCK, Lindsay vs Air Force (Nov 01, 2003)
 5 WILSON, Kim vs Saint Louis (09-06-03)
 5 RICHARDS, Lauren vs Ohio State (Sep 12, 2003)

BLOCKS (BS-BA)

11 (0-11) HARTSOCK, Lindsay vs Penn State (Sep 13, 2003)
 10 (1-9) HARTSOCK, Lindsay at Wyoming (Oct 24, 2003)
 8 (1-7) NIELSEN, Laura vs Ohio State (Sep 12, 2003)
 7 (4-3) METCALF, Lindsey vs Air Force (Nov 01, 2003)
 7 (1-6) METCALF, Lindsey at Wyoming (Oct 24, 2003)
 7 (1-6) NIELSEN, Laura at Utah (Nov 07, 2003)
 7 (1-6) BROWN, Lexi vs Air Force (Nov 01, 2003)
 7 (1-6) HARTSOCK, Lindsay vs Rice (Sep 13, 2003)
 7 (1-6) BOWERS, Carrie at North Texas (09-05-03)
 7 (1-6) RICHARDS, Lauren at Air Force (Oct 03, 2003)

TEAM MATCH HIGHS

ATTACK PERCENT (K-E-TA) minimum 12 kills

.439 (61- 7-123) vs UNLV (Oct 18, 2003)
 .422 (52- 9-102) vs Utah Valley (Sep 19, 2003)
 .365 (49-11-104) vs New Mexico (Oct 31, 2003)
 .363 (44-11- 91) at New Mexico (Oct 02, 2003)
 .362 (77-18-163) vs Saint Louis (09-06-03)

KILLS (K-E-TA)

77 (77-18-163) 4g vs Saint Louis (09-06-03)
 76 (76-29-188) 5g vs Penn State (Sep 13, 2003)
 76 (76-26-155) 5g at Air Force (Oct 03, 2003)
 70 (70-31-185) 5g vs San Diego State (Oct 17, 2003)
 69 (69-24-161) 4g vs Rice (Sep 13, 2003)

KILLS 3-GAMES (K-E-TA)

61 (61- 7-123) vs UNLV (Oct 18, 2003)
 54 (54-15-117) vs NEVADA (Sep 20, 2003)
 53 (53-14-112) at San Diego State (Nov 15, 2003)
 52 (52- 9-102) vs Utah Valley (Sep 19, 2003)
 51 (51-13-111) vs Wyoming (Sep 27, 2003)

KILLS 4-GAMES (K-E-TA)

77 (77-18-163) vs Saint Louis (09-06-03)
 69 (69-24-161) vs Rice (Sep 13, 2003)
 66 (66-20-132) at AMERICAN (Aug 29, 2003)
 63 (63-30-159) vs Utah (Oct 10, 2003)
 59 (59-28-160) at Weber State (Oct 07, 2003)

KILLS 5-GAMES (K-E-TA)

76 (76-26-155) at Air Force (Oct 03, 2003)
 76 (76-29-188) vs Penn State (Sep 13, 2003)
 70 (70-31-185) vs San Diego State (Oct 17, 2003)
 66 (66-20-160) vs Arkansas (09-05-03)

TOTAL ATTEMPTS (K-E-TA)

188 (76-29-188) 5g vs Penn State (Sep 13, 2003)
 185 (70-31-185) 5g vs San Diego State (Oct 17, 2003)
 177 (57-29-177) 4g at Wyoming (Oct 24, 2003)
 173 (59-19-173) 4g at North Texas (09-05-03)
 172 (56-25-172) 4g at Utah (Nov 07, 2003)

TOTAL ATTEMPTS 3-GAMES (K-E-TA)

154 (46-28-154) at SMS (09-06-03)
 135 (35-28-135) at FLORIDA (Aug 30, 2003)
 123 (61- 7-123) vs UNLV (Oct 18, 2003)
 117 (54-15-117) vs NEVADA (Sep 20, 2003)
 112 (53-14-112) at San Diego State (Nov 15, 2003)

TOTAL ATTEMPTS 4-GAMES (K-E-TA)

177 (57-29-177) at Wyoming (Oct 24, 2003)
 173 (59-19-173) at North Texas (09-05-03)
 172 (56-25-172) at Utah (Nov 07, 2003)
 163 (77-18-163) vs Saint Louis (09-06-03)
 161 (69-24-161) vs Rice (Sep 13, 2003)

TOTAL ATTEMPTS 5-GAMES (K-E-TA)

188 (76-29-188) vs Penn State (Sep 13, 2003)
 185 (70-31-185) vs San Diego State (Oct 17, 2003)
 160 (66-20-160) vs Arkansas (09-05-03)
 155 (76-26-155) at Air Force (Oct 03, 2003)

ASSISTS

74 (4g) vs Saint Louis (09-06-03)
 67 (5g) vs Penn State (Sep 13, 2003)
 66 (5g) at Air Force (Oct 03, 2003)
 62 (4g) vs Rice (Sep 13, 2003)
 61 (5g) vs Arkansas (09-05-03)

ASSISTS 3-GAMES

54 vs UNLV (Oct 18, 2003)
 50 at San Diego State (Nov 15, 2003)
 48 vs RUTGERS (Aug 29, 2003)
 47 vs Utah Valley (Sep 19, 2003)
 46 vs Wyoming (Sep 27, 2003)

ASSISTS 4-GAMES

74 vs Saint Louis (09-06-03)
 62 vs Rice (Sep 13, 2003)
 58 vs Utah (Oct 10, 2003)
 52 at Weber State (Oct 07, 2003)
 51 at North Texas (09-05-03)

ASSISTS 5-GAMES

67 vs Penn State (Sep 13, 2003)
 66 at Air Force (Oct 03, 2003)
 61 vs Arkansas (09-05-03)
 60 vs San Diego State (Oct 17, 2003)

DIGS

75 (4g) vs Saint Louis (09-06-03)
 74 (5g) vs Penn State (Sep 13, 2003)
 73 (5g) vs San Diego State (Oct 17, 2003)
 69 (4g) at North Texas (09-05-03)
 67 (4g) at Weber State (Oct 07, 2003)

DIGS 3-GAMES

58 vs UNLV (Oct 18, 2003)
 57 at SMS (09-06-03)
 47 at FLORIDA (Aug 30, 2003)
 47 vs NEVADA (Sep 20, 2003)
 47 at San Diego State (Nov 15, 2003)

DIGS 4-GAMES

75 vs Saint Louis (09-06-03)
 69 at North Texas (09-05-03)
 67 at Weber State (Oct 07, 2003)
 64 at Utah (Nov 07, 2003)
 60 vs Utah (Oct 10, 2003)

DIGS 5-GAMES

74 vs Penn State (Sep 13, 2003)
 73 vs San Diego State (Oct 17, 2003)
 54 vs Arkansas (09-05-03)
 46 at Air Force (Oct 03, 2003)

ACES

14 vs Ohio State (Sep 12, 2003)
 14 vs Saint Louis (09-06-03)
 12 at AMERICAN (Aug 29, 2003)
 11 vs San Diego State (Oct 17, 2003)
 11 at North Texas (09-05-03)

BLOCKS

21.0 at Wyoming (Oct 24, 2003)
 19.0 at North Texas (09-05-03)
 18.0 vs Penn State (Sep 13, 2003)
 15.5 vs Ohio State (Sep 12, 2003)
 15.0 vs Air Force (Nov 01, 2003)
 14.0 at Air Force (Oct 03, 2003)
 14.0 at Weber State (Oct 07, 2003)
 14.0 at San Diego State (Nov 15, 2003)
 12.0 at Utah (Nov 07, 2003)

2003 BYU Women's Volleyball Stats
BYU Cougars Match Highs (as of Nov. 16, 2003)
Conference matches

INDIVIDUAL MATCH HIGHS**ATTACK PERCENT (K-E-TA) minimum 12 kills**

.500 (18- 1-34) METCALF, Lindsey vs UNLV (Oct 18, 2003)
.455 (18- 3-33) WILSON, Kim vs UNLV (Oct 18, 2003)
.448 (16- 3-29) BROWN, Lexi vs Utah (Oct 10, 2003)
.435 (12- 2-23) METCALF, Lindsey vs Wyoming (Sep 27, 2003)
.429 (14- 2-28) BROWN, Lexi vs New Mexico (Oct 31, 2003)

KILLS (K-E-TA)

18 (18-11-39) 5g VARNER, April at Air Force (Oct 03, 2003)
18 (18- 3-43) 5g WILSON, Kim at Air Force (Oct 03, 2003)
18 (18- 3-33) 3g WILSON, Kim vs UNLV (Oct 18, 2003)
18 (18-13-48) 4g WILSON, Kim vs Utah (Oct 10, 2003)
18 (18- 1-34) 3g METCALF, Lindsey vs UNLV (Oct 18, 2003)

KILLS 3-GAMES (K-E-TA)

18 (18- 3-33) WILSON, Kim vs UNLV (Oct 18, 2003)
18 (18- 1-34) METCALF, Lindsey vs UNLV (Oct 18, 2003)
16 (16- 3-31) BROWN, Lexi at San Diego State (Nov 15, 2003)
15 (15- 5-35) VARNER, April vs Wyoming (Sep 27, 2003)
14 (14- 2-28) BROWN, Lexi vs New Mexico (Oct 31, 2003)

KILLS 4-GAMES (K-E-TA)

18 (18-13-48) WILSON, Kim vs Utah (Oct 10, 2003)
16 (16- 3-29) BROWN, Lexi vs Utah (Oct 10, 2003)
16 (16- 1-35) VARNER, April at Utah (Nov 07, 2003)
14 (14-10-43) WILSON, Kim at Utah (Nov 07, 2003)
10 (10- 6-31) METCALF, Lindsey at Wyoming (Oct 24, 2003)

KILLS 5-GAMES (K-E-TA)

18 (18- 3-43) WILSON, Kim at Air Force (Oct 03, 2003)
18 (18-11-39) VARNER, April at Air Force (Oct 03, 2003)
15 (15- 5-33) BOWERS, Carrie vs San Diego State (Oct 17, 2003)
14 (14- 8-40) WILSON, Kim vs San Diego State (Oct 17, 2003)
12 (12- 3-22) HARTSOCK, Lindsay vs San Diego State (Oct 17, 2003)

TOTAL ATTEMPTS (K-E-TA)

48 (18-13-48) 4g WILSON, Kim vs Utah (Oct 10, 2003)
43 (14-10-43) 4g WILSON, Kim at Utah (Nov 07, 2003)
43 (18- 3-43) 5g WILSON, Kim at Air Force (Oct 03, 2003)
40 (11- 6-40) 5g METCALF, Lindsey vs San Diego State (Oct 17, 2003)
40 (14- 8-40) 5g WILSON, Kim vs San Diego State (Oct 17, 2003)

TOTAL ATTEMPTS 3-GAMES (K-E-TA)

35 (15- 5-35) VARNER, April vs Wyoming (Sep 27, 2003)
34 (18- 1-34) METCALF, Lindsey vs UNLV (Oct 18, 2003)
33 (18- 3-33) WILSON, Kim vs UNLV (Oct 18, 2003)
32 (12- 4-32) METCALF, Lindsey at UNLV (Nov 14, 2003)
31 (16- 3-31) BROWN, Lexi at San Diego State (Nov 15, 2003)

TOTAL ATTEMPTS 4-GAMES (K-E-TA)

48 (18-13-48) WILSON, Kim vs Utah (Oct 10, 2003)
43 (14-10-43) WILSON, Kim at Utah (Nov 07, 2003)
36 (8- 8-36) WILSON, Kim at Wyoming (Oct 24, 2003)
35 (16- 1-35) VARNER, April at Utah (Nov 07, 2003)
31 (10- 6-31) METCALF, Lindsey at Wyoming (Oct 24, 2003)

TOTAL ATTEMPTS 5-GAMES (K-E-TA)

43 (18- 3-43) WILSON, Kim at Air Force (Oct 03, 2003)
40 (11- 6-40) METCALF, Lindsey vs San Diego State (Oct 17, 2003)
40 (14- 8-40) WILSON, Kim vs San Diego State (Oct 17, 2003)
39 (18-11-39) VARNER, April at Air Force (Oct 03, 2003)
33 (15- 5-33) BOWERS, Carrie vs San Diego State (Oct 17, 2003)

POINTS

20.0 (18- 0- 2.0) 3g METCALF, Lindsey vs UNLV (Oct 18, 2003)
19.5 (18- 0- 1.5) 4g WILSON, Kim vs Utah (Oct 10, 2003)
19.0 (18- 1- 0.0) 5g VARNER, April at Air Force (Oct 03, 2003)
19.0 (16- 0- 3.0) 3g BROWN, Lexi at San Diego State (Nov 15, 2003)
18.5 (18- 0- 0.5) 5g WILSON, Kim at Air Force (Oct 03, 2003)

POINTS 3-GAMES

20.0 (18- 0- 2.0) METCALF, Lindsey vs UNLV (Oct 18, 2003)
19.0 (16- 0- 3.0) BROWN, Lexi at San Diego State (Nov 15, 2003)

18.0 (18- 0- 0.0) WILSON, Kim vs UNLV (Oct 18, 2003)
16.0 (14- 0- 2.0) BROWN, Lexi vs New Mexico (Oct 31, 2003)
15.5 (12- 0- 3.5) METCALF, Lindsey at UNLV (Nov 14, 2003)

POINTS 4-GAMES

19.5 (18- 0- 1.5) WILSON, Kim vs Utah (Oct 10, 2003)
18.0 (16- 1- 1.0) BROWN, Lexi vs Utah (Oct 10, 2003)
16.5 (16- 0- 0.5) VARNER, April at Utah (Nov 07, 2003)
15.0 (14- 0- 1.0) WILSON, Kim at Utah (Nov 07, 2003)
14.0 (10- 0- 4.0) METCALF, Lindsey at Wyoming (Oct 24, 2003)

POINTS 5-GAMES

19.0 (18- 1- 0.0) VARNER, April at Air Force (Oct 03, 2003)
18.5 (18- 0- 0.5) WILSON, Kim at Air Force (Oct 03, 2003)
17.5 (15- 0- 2.5) BOWERS, Carrie vs San Diego State (Oct 17, 2003)
16.5 (14- 2- 0.5) WILSON, Kim vs San Diego State (Oct 17, 2003)
15.5 (12- 1- 2.5) HARTSOCK, Lindsay vs San Diego State (Oct 17, 2003)

ASSISTS

54 (5g) RICHARDS, Lauren at Air Force (Oct 03, 2003)
50 (5g) RICHARDS, Lauren vs San Diego State (Oct 17, 2003)
46 (4g) RICHARDS, Lauren vs Utah (Oct 10, 2003)
46 (3g) RICHARDS, Lauren vs UNLV (Oct 18, 2003)
42 (3g) RICHARDS, Lauren vs New Mexico (Oct 31, 2003)

ASSISTS 3-GAMES

46 RICHARDS, Lauren vs UNLV (Oct 18, 2003)
42 RICHARDS, Lauren vs New Mexico (Oct 31, 2003)
40 RICHARDS, Lauren at San Diego State (Nov 15, 2003)
38 RICHARDS, Lauren vs Wyoming (Sep 27, 2003)
34 RICHARDS, Lauren vs Air Force (Nov 01, 2003)

ASSISTS 4-GAMES

46 RICHARDS, Lauren vs Utah (Oct 10, 2003)
41 RICHARDS, Lauren at Wyoming (Oct 24, 2003)
41 RICHARDS, Lauren at Utah (Nov 07, 2003)
5 METCALF, Lindsey vs Utah (Oct 10, 2003)
2 CRABBE, Uila at Utah (Nov 07, 2003)

ASSISTS 5-GAMES

54 RICHARDS, Lauren at Air Force (Oct 03, 2003)
50 RICHARDS, Lauren vs San Diego State (Oct 17, 2003)
5 CRABBE, Uila vs San Diego State (Oct 17, 2003)
4 HARTSOCK, Lindsay at Air Force (Oct 03, 2003)
4 CRABBE, Uila at Air Force (Oct 03, 2003)

DIGS

21 (5g) CRABBE, Uila vs San Diego State (Oct 17, 2003)
19 (3g) CRABBE, Uila at UNLV (Nov 14, 2003)
18 (3g) CRABBE, Uila vs UNLV (Oct 18, 2003)
17 (5g) WILSON, Kim vs San Diego State (Oct 17, 2003)
16 (4g) CRABBE, Uila at Utah (Nov 07, 2003)

DIGS 3-GAMES

19 CRABBE, Uila at UNLV (Nov 14, 2003)
18 CRABBE, Uila vs UNLV (Oct 18, 2003)
13 CRABBE, Uila at San Diego State (Nov 15, 2003)
12 METCALF, Lindsey at San Diego State (Nov 15, 2003)
12 METCALF, Lindsey vs New Mexico (Oct 31, 2003)

DIGS 4-GAMES

16 CRABBE, Uila at Utah (Nov 07, 2003)
15 CRABBE, Uila at Wyoming (Oct 24, 2003)
15 CRABBE, Uila vs Utah (Oct 10, 2003)
14 METCALF, Lindsey at Wyoming (Oct 24, 2003)
12 TOGO, Melanie at Utah (Nov 07, 2003)

DIGS 5-GAMES

21 CRABBE, Uila vs San Diego State (Oct 17, 2003)
17 WILSON, Kim vs San Diego State (Oct 17, 2003)
14 CRABBE, Uila at Air Force (Oct 03, 2003)
11 METCALF, Lindsey vs San Diego State (Oct 17, 2003)
10 RICHARDS, Lauren vs San Diego State (Oct 17, 2003)

ACES

5 HARTSOCK, Lindsay vs Air Force (Nov 01, 2003)
4 RICHARDS, Lauren at UNLV (Nov 14, 2003)
3 KEARL, Lindsey vs San Diego State (Oct 17, 2003)
3 VARNER, April at New Mexico (Oct 02, 2003)
2 CASTILLO, Sahara vs San Diego State (Oct 17, 2003)

BLOCKS (BS-BA)

10 (1- 9) HARTSOCK, Lindsay at Wyoming (Oct 24, 2003)
 7 (4- 3) METCALF, Lindsey vs Air Force (Nov 01, 2003)
 7 (1- 6) NIELSEN, Laura at Utah (Nov 07, 2003)
 7 (1- 6) BROWN, Lexi vs Air Force (Nov 01, 2003)
 7 (1- 6) RICHARDS, Lauren at Air Force (Oct 03, 2003)
 7 (1- 6) METCALF, Lindsey at Wyoming (Oct 24, 2003)
 7 (0- 7) BROWN, Lexi at Air Force (Oct 03, 2003)
 7 (0- 7) HARTSOCK, Lindsay vs Utah (Oct 10, 2003)
 6 (1- 5) BROWN, Lexi at Wyoming (Oct 24, 2003)
 6 (1- 5) NIELSEN, Laura vs San Diego State (Oct 17, 2003)

TEAM MATCH HIGHS

ATTACK PERCENT (K-E-TA) minimum 12 kills

.439 (61- 7-123) vs UNLV (Oct 18, 2003)
 .365 (49-11-104) vs New Mexico (Oct 31, 2003)
 .363 (44-11- 91) at New Mexico (Oct 02, 2003)
 .352 (44-12- 91) vs Air Force (Nov 01, 2003)
 .348 (53-14-112) at San Diego State (Nov 15, 2003)

KILLS (K-E-TA)

76 (76-26-155) 5g at Air Force (Oct 03, 2003)
 70 (70-31-185) 5g vs San Diego State (Oct 17, 2003)
 63 (63-30-159) 4g vs Utah (Oct 10, 2003)
 61 (61- 7-123) 3g vs UNLV (Oct 18, 2003)
 57 (57-29-177) 4g at Wyoming (Oct 24, 2003)

KILLS 3-GAMES (K-E-TA)

61 (61- 7-123) vs UNLV (Oct 18, 2003)
 53 (53-14-112) at San Diego State (Nov 15, 2003)
 51 (51-13-111) vs Wyoming (Sep 27, 2003)
 49 (49-11-104) vs New Mexico (Oct 31, 2003)
 44 (44-12- 91) vs Air Force (Nov 01, 2003)

KILLS 4-GAMES (K-E-TA)

63 (63-30-159) vs Utah (Oct 10, 2003)
 57 (57-29-177) at Wyoming (Oct 24, 2003)
 56 (56-25-172) at Utah (Nov 07, 2003)

KILLS 5-GAMES (K-E-TA)

76 (76-26-155) at Air Force (Oct 03, 2003)
 70 (70-31-185) vs San Diego State (Oct 17, 2003)

TOTAL ATTEMPTS (K-E-TA)

185 (70-31-185) 5g vs San Diego State (Oct 17, 2003)
 177 (57-29-177) 4g at Wyoming (Oct 24, 2003)
 172 (56-25-172) 4g at Utah (Nov 07, 2003)
 159 (63-30-159) 4g vs Utah (Oct 10, 2003)
 155 (76-26-155) 5g at Air Force (Oct 03, 2003)

TOTAL ATTEMPTS 3-GAMES (K-E-TA)

123 (61- 7-123) vs UNLV (Oct 18, 2003)
 112 (53-14-112) at San Diego State (Nov 15, 2003)
 111 (51-13-111) vs Wyoming (Sep 27, 2003)
 106 (33-20-106) vs Colorado State (Sep 26, 2003)
 105 (41-16-105) at Colorado State (Oct 25, 2003)

TOTAL ATTEMPTS 4-GAMES (K-E-TA)

177 (57-29-177) at Wyoming (Oct 24, 2003)
 172 (56-25-172) at Utah (Nov 07, 2003)
 159 (63-30-159) vs Utah (Oct 10, 2003)

TOTAL ATTEMPTS 5-GAMES (K-E-TA)

185 (70-31-185) vs San Diego State (Oct 17, 2003)
 155 (76-26-155) at Air Force (Oct 03, 2003)

ASSISTS

66 (5g) at Air Force (Oct 03, 2003)
 60 (5g) vs San Diego State (Oct 17, 2003)
 58 (4g) vs Utah (Oct 10, 2003)
 54 (3g) vs UNLV (Oct 18, 2003)
 50 (3g) at San Diego State (Nov 15, 2003)

ASSISTS 3-GAMES

54 vs UNLV (Oct 18, 2003)
 50 at San Diego State (Nov 15, 2003)
 46 vs Wyoming (Sep 27, 2003)
 45 vs New Mexico (Oct 31, 2003)
 40 vs Air Force (Nov 01, 2003)

ASSISTS 4-GAMES

58 vs Utah (Oct 10, 2003)
 48 at Utah (Nov 07, 2003)
 47 at Wyoming (Oct 24, 2003)

ASSISTS 5-GAMES

66 at Air Force (Oct 03, 2003)
 60 vs San Diego State (Oct 17, 2003)

DIGS

73 (5g) vs San Diego State (Oct 17, 2003)
 64 (4g) at Utah (Nov 07, 2003)
 60 (4g) vs Utah (Oct 10, 2003)
 58 (4g) at Wyoming (Oct 24, 2003)
 58 (3g) vs UNLV (Oct 18, 2003)

DIGS 3-GAMES

58 vs UNLV (Oct 18, 2003)
 47 at San Diego State (Nov 15, 2003)
 46 at UNLV (Nov 14, 2003)
 45 vs Air Force (Nov 01, 2003)
 40 vs New Mexico (Oct 31, 2003)

DIGS 4-GAMES

64 at Utah (Nov 07, 2003)
 60 vs Utah (Oct 10, 2003)
 58 at Wyoming (Oct 24, 2003)

DIGS 5-GAMES

73 vs San Diego State (Oct 17, 2003)
 46 at Air Force (Oct 03, 2003)

ACES

11 vs San Diego State (Oct 17, 2003)
 10 at New Mexico (Oct 02, 2003)
 8 vs Air Force (Nov 01, 2003)
 6 vs Wyoming (Sep 27, 2003)
 6 at UNLV (Nov 14, 2003)

BLOCKS

21.0 at Wyoming (Oct 24, 2003)
 15.0 vs Air Force (Nov 01, 2003)
 14.0 at San Diego State (Nov 15, 2003)
 14.0 at Air Force (Oct 03, 2003)
 12.0 at Utah (Nov 07, 2003)
 12.0 vs New Mexico (Oct 31, 2003)
 12.0 vs San Diego State (Oct 17, 2003)
 11.5 vs Wyoming (Sep 27, 2003)
 11.0 at UNLV (Nov 14, 2003)
 10.0 vs Utah (Oct 10, 2003)



2
MANDI KIHOLM
6-1 JR RS



3
APRIL VARNER
6-0 JR OH



4
MELANIE TOGO
5-6 SO L



5
LAUREN RICHARDS
6-0 SO S



6
LINDSEY METCALF
6-0 JR OH



7
KIMBERLY WILSON
6-0 SO OH



8
CARRIE BOWERS
6-2 SR RS



9
LEXI BROWN
6-1 SO MB



10
ERICA LOTT
6-2 FR OH/MB



11
LINDSEY KEARL
5-8 JR L



12
UIILA CRABBE
5-7 SR L



13
CATHERINE PARKER
6-2 FR MB



14
LINDSY HARTSOCK
6-4 FR MB



15
SAHARA CASTILLO
5-11 SR OH



16
LINDSEY EVANS
5-9 FR L



17
STACIE POWELL
5-6 FR S/DS



18
LAURA NIELSEN
6-1 SR MB



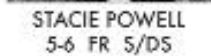
19
AMY HULSE
6-1 FR MB



20
JENNA JUDKINS
5-10 FR S



21
ANNIE KEMP
5-8 FR L



23
KIMBERLY DABO
5-11 FR OH

PRONUNCIATION GUIDE:

Mandi Kiholm: Mandi KI-hoic-m

Melanie Togo: Melanie TOH-go

Uila Crabbe: WEE-luh CRAB

Sahara Castillo: SAHA-ra Kah-STE-oh

Kimberly Dabo: Kimberly DAH-bo