

## BOWL HISTORY

Michigan State football teams have appeared in 17 postseason bowl games, including seven New Year's Day games. The Spartans are 7-10 (.412) in bowl games.

- Michigan State's 37-34 win over No. 10 Florida in the 2000 Florida Citrus Bowl marked its first New Year's Day bowl victory since the 1988 Rose Bowl and ended a four-game losing streak in postseason play.
- Each of Michigan State's last four bowl opponents have been ranked in The Associated Press Top 25, including No. 22 Nebraska in the 2003 Alamo Bowl, No. 20 Fresno State in the 2001 Silicon Valley Football Classic, No. 10 Florida in the 2000 Florida Citrus Bowl and No. 21 Washington in the 1997 Aloha Bowl.
- During his 12-year tenure (1983-94), George Perles took Michigan State to seven bowl games, including four straight trips from 1987-90 (1988 Rose, 1989 Gator, 1989 Aloha and 1990 Sun).
- Coach Charles Bachman's 1937 team earned Michigan State's first bowl invitation, losing to Auburn, 6-0, in the 1938 Orange Bowl.

## BOWL SCOREBOARD

YEAR	DATE	BOWL	OPPONENT	RESULT	SCORE
1938	Jan. 1	Orange	Auburn	L	0-6
1954	Jan. 1	Rose	UCLA	W	28-20
1956	Jan. 2	Rose	UCLA	W	17-14
1966	Jan. 1	Rose	UCLA	L	12-14
1984	Dec. 22	Cherry	Army	L	6-10
1985	Dec. 31	All-American	Georgia Tech	L	14-17
1988	Jan. 1	Rose	Southern Cal	W	20-17
1989	Jan. 1	Gator	Georgia	L	27-34
1989	Dec. 25	Aloha	Hawaii	W	33-13
1990	Dec. 31	Sun	Southern Cal	W	17-16
1993	Dec. 28	Liberty	Louisville	L	7-18
1995	Dec. 29	Independence	Louisiana State	L	26-45
1996	Dec. 31	Sun	Stanford	L	0-38
1997	Dec. 25	Aloha	Washington	L	23-51
2000	Jan. 1	Citrus	Florida	W	37-34
2001	Dec. 31	Silicon Valley	Fresno State	W	44-35
2003	Dec. 29	Alamo	Nebraska	L	3-17

## BOWL BREAKDOWN

BOWL APPEARANCES: 17   RECORD IN BOWL GAMES: 7-10
<b>Alamo Bowl</b> ..... 0-1
2003 / Nebraska 17, MSU 3
<b>All-American Bowl</b> ..... 0-1
1985 / Georgia Tech 17, MSU 14
<b>Aloha Bowl</b> ..... 1-1
1989 / MSU 33, Hawaii 13
1997 / Washington 51, MSU 23
<b>Cherry Bowl</b> ..... 0-1
1984 / Army 10, MSU 6
<b>Citrus Bowl</b> ..... 1-0
2000 / MSU 37, Florida 34
<b>Gator Bowl</b> ..... 0-1
1989 / Georgia 34, MSU 27
<b>Independence Bowl</b> ..... 0-1
1995 / Louisiana State 45, MSU 26
<b>Liberty Bowl</b> ..... 0-1
1993 / Louisville 18, MSU 7
<b>Orange Bowl</b> ..... 0-1
1938 / Auburn 6, MSU 0
<b>Rose Bowl</b> ..... 3-1
1954 / MSU 28, UCLA 20
1956 / MSU 17, UCLA 14
1966 / UCLA 14, MSU 12
1988 / MSU 20, Southern Cal 17
<b>Silicon Valley Football Classic</b> ..... 1-0
2001 / MSU 44, Fresno State 35
<b>Sun Bowl</b> ..... 1-1
1990 / MSU 17, Southern Cal 16
1996 / Stanford 38, MSU 0

## 1938 ORANGE BOWL

JAN. 1, 1938   MIAMI, FLA.   ATT: 18,970					
	1	2	3	4	F
MSU	0	0	0	0	0
AUBURN	0	6	0	0	6

The fourth annual Orange Bowl game wasn't nearly as close as the final score might indicate as Auburn dominated play on both sides of the football in recording a shutout victory, 6-0, over Michigan State. It still ranks as the lowest-scoring game in Orange Bowl history. Auburn wasted two scoring opportunities in the first quarter. Jimmy Fenton's 25-yard run gave the Tigers a first-and-10 at the MSU 12 but the Spartan defense responded by stuffing three-straight running plays and Lyle Rockenbach broke up Fenton's fourth-down pass. Tom McShannock's interception and 29-yard return ended Auburn's second scoring threat. The game's only touchdown came in the second quarter and it was set up by George Kenmore's 28-yard pass to Ralph O'Gwynne to the MSU 2. Auburn fullback Pel Sitz netted only 1 yard on three carries before O'Gwynne scored on a 1-yard run around left end on fourth-and-goal. The Tigers had several chances in the second half to break the game open. Auburn turned the ball over on downs at the MSU 16 in the third quarter after Dutch Heath's 12-yard interception return to the MSU 24. Michigan State failed to record a first down until late in the third quarter when Ed Pearce broke a 29-yard run. Auburn drove inside the MSU 30 twice in the fourth quarter but failed to put points on the scoreboard. The Spartans' only other first down came on a 23-yard pass from John Pingel to Usif Haney midway through the fourth quarter. Auburn outgained Michigan State in total yards, 278-67. Fenton and Speck Kelly combined for 137 of the Tigers' 197 rushing yards, gaining 76 and 61 yards, respectively. Auburn held Pingel, MSU's All-America halfback, to 12 yards rushing on seven carries. A sellout crowd of nearly 19,000 attended the game at Miami's brand-new \$360,000 Roddy Burdine Stadium.

### SCORING SUMMARY

**Second Quarter**  
**AU** – Ralph O'Gwynne 1 run (kick failed).

### TEAM STATISTICS

	MSU	AU
First Downs	2	13
Rushing Yards	40	197
Passing Yards	27	81
Total Offense	67	278
Passes (Att-Comp-Int)	12-2-3	10-4-2
Punts-Average	12-35.2	10-33.7
Fumbles-Lost	0-0	0-0
Penalty Yards	35	50

### INDIVIDUAL RUSHING

**MSU:** Ed Pearce 29, John Pingel 12, Arthur Harris 9, George Kovacich 8. **AU:** Jimmy Fenton 76, Speck Kelly 61, Dutch Heath 37, Pel Sitz 31, Ralph O'Gwynne 13, Mims 5.

# 1954 ROSE BOWL

JAN. 1, 1954 | PASADENA, CALIF. | ATT: 101,000

	1	2	3	4	F
UCLA	7	7	0	6	20
MSU	0	7	14	7	28

Billy Wells ran for one touchdown and returned a punt for another score to lead No. 3 Michigan State to a 28-20 victory over No. 5 UCLA in the 1954 Rose Bowl. UCLA jumped out to a 14-0 lead, capitalizing on two Spartan turnovers. Midway through the first quarter, Jim Salisbury recovered a fumble on the MSU 37 and six plays later, Paul Cameron hit Bill Stits with a 13-yard TD strike to give the Bruins a 7-0 lead. Early in the second quarter, Hardiman Cureton and Bob Long combined to sack Spartan QB Earl Morrall, who fumbled, and Cureton fell on it at the MSU 18. Seven plays later, Cameron scored on a 2-yard run off left tackle. The momentum changed midway through the second quarter when Ellis Duckett blocked Cameron's punt from the UCLA 25 and returned it 6 yards for a touchdown as the Spartans cut the deficit to 14-7 at halftime. The Spartans dominated play in the third quarter. Michigan State took the second-half kickoff and drove 78 yards in 14 plays with LeRoy Bolden scoring on a 1-yard dive to tie the game at 14. Wells capped a 10-play, 73-yard drive with a 2-yard TD run to give the Spartans their first lead at 21-14 late in the third quarter. Early in the fourth quarter, UCLA forced another fumble and Jack Ellena recovered it at the MSU 24. Two plays later, Cameron hit Rommie Loudd with a 28-yard TD toss but Cameron's conversion attempt sailed wide and the Bruins still trailed 21-20. Michigan State iced the game when Wells returned Cameron's punt 62 yards for a touchdown with 4:51 left in the fourth quarter. Wells led a well-balanced Spartan running attack, picking up 80 yards on 14 carries.

## SCORING SUMMARY

### First Quarter

**UCLA** – Bill Stits 13 pass from Paul Cameron (John Hermann kick), 3:50 left. Drive: 6 plays, 37 yards.

### Second Quarter

**UCLA** – Paul Cameron 2 run (John Hermann kick), 10:56 left. Drive: 7 plays, 18 yds. **MSU** – Ellis Duckett 6 blocked punt return (Evan Slonac kick), 4:45 left.

### Third Quarter

**MSU** – LeRoy Bolden 1 run (Evan Slonac kick), 8:47 left. Drive: 14 plays, 78 yards. **MSU** – Billy Wells 2 run (Evan Slonac kick), 2:45 left. Drive: 10 plays, 73 yards.

### Fourth Quarter

**UCLA** – Rommie Loudd 28 pass from Paul Cameron (kick failed), 12:36 left. Drive: 2 plays, 24 yards. **MSU** – Billy Wells 62 punt return (Evan Slonac kick), 4:51 left.

## TEAM STATISTICS

	UCLA	MSU
First Downs	16	14
Rushes-Yards	40-90	53-195
Passing Yards	152	11
Total Offense	64-242	63-206
Punt Returns (No-Yds)	3-31	5-80
KO Returns (No-Yds)	4-100	4-60
Passes (Att-Comp-Int)	24-9-2	10-2-1
Punts-Average	6-38.7	5-35.4
Fumbles-Lost	4-3	4-4
Penalties-Yards	4-30	2-15

### INDIVIDUAL RUSHING

**UCLA:** Bill Stits 5-25, Bob Davenport 8-22, Pete Dailey 7-20, Primo Villaneuva 5-17, Don Stalwick 1-11, John Hermann 1-6, Rommie Loudd 1-(-4), Paul Cameron 12-(-7). **MSU:** Billy Wells 14-80, LeRoy Bolden 14-52, Evan Slonac 13-39, John Matsock 5-26, Gerald Planutis 2-11, James Ellis 2-1, Tom Yewcic 2-(-6), Earl Morrall 1-(-8).

### INDIVIDUAL PASSING

**UCLA:** Paul Cameron 22-9-1 152, Primo Villaneuva 2-0-1 0. **MSU:** Tom Yewcic 8-2-1 11, Earl Morrall 2-0-0 0.

### INDIVIDUAL RECEIVING

**UCLA:** Bill Stits 2-46, John Hermann 2-15, Bob Heydenfeldt 1-33, Rommie Loudd 1-28, Don Stalwick 1-15, Bob Long 1-10, Pete Dailey 1-5. **MSU:** LeRoy Bolden 1-18, Evan Slonac 1-(-7).

# 1956 ROSE BOWL

JAN. 2, 1956 | PASADENA, CALIF. | ATT: 100,809

	1	2	3	4	F
UCLA	7	0	0	7	14
MSU	0	7	0	10	17

Dave Kaiser converted his first career field-goal attempt, a 41-yarder with :07 left, to give No. 2 Michigan State a 17-14 win over No. 4 UCLA in the 1956 Rose Bowl. Michigan State found itself in an early hole as Earl Morrall's pass on the first play from scrimmage was intercepted by Jim Decker and returned 4 yards to the MSU 16. Four plays later, Bob Davenport scored on a 2-yard run over left guard to give the Bruins a 7-0 lead with 11:48 left in the first quarter. Midway through the second quarter, Michigan State put together an 11-play, 80-yard drive to pull even at 7. Walt Kowalczyk's 30-yard run to the UCLA 17 set up Morrall's 13-yard touchdown toss to Clarence Peaks. On the second play of the fourth quarter, the Spartans took their first lead at 14-7 on Peaks' 67-yard TD pass to John Lewis, who caught the ball on the 50 and took it the distance. Five minutes later, UCLA's passing game produced a big play as Ronnie Knox hit Decker with a 47-yard bomb to the MSU 7. Three plays later, Doug Peters scored on a 1-yard plunge at center. Morrall directed an 11-play, 59-yard drive to the UCLA 24, but Gerald Planutis missed a 41-yard field-goal attempt. Five penalties were called in the closing minutes and field position shifted in Michigan State's favor when UCLA was whistled for three-straight fouls. The Spartans' game-winning drive started at the UCLA 19.

## SCORING SUMMARY

### First Quarter

**UCLA** – Bob Davenport 2 run (Jim Decker kick), 11:48 left. Drive: 4 plays, 16 yards.

### Second Quarter

**MSU** – Clarence Peaks 13 pass from Earl Morrall (Gerald Planutis kick), 5:52 left. Drive: 11 plays, 80 yards.

### Fourth Quarter

**MSU** – John Lewis 67 pass from Clarence Peaks (Gerald Planutis kick), 14:11 left. Drive: 3 plays, 80 yards. **UCLA** – Doug Peters 1 run (Jim Decker kick), 6:07 left. Drive: 5 plays, 56 yards. **MSU** – FG Dave Kaiser 41, 0:07 left. Drive: 3 plays, -5 yards.

## TEAM STATISTICS

	UCLA	MSU
First Downs	13	18
Rushing-Yards	42-136	50-251
Passing Yards	61	130
Total Offense	52-197	68-381
Punt Returns (No-Yds)	2-12	6-8
KO Returns (No-Yds)	2-58	3-61
Passes (Att-Comp-Int)	10-2-2	18-6-2
Punts-Average	7-39.6	2-40.0
Fumbles-Lost	2-0	4-1
Penalties-Yards	8-60	10-98

### INDIVIDUAL RUSHING

**UCLA:** Sam Brown 14-63, Bob Davenport 10-26, Doug Peters 6-20, Ronnie Knox 6-12, Chuck Holloway 1-10, Jim Decker 4-3, Doug Bradley 1-2. **MSU:** Walt Kowalczyk 13-88, Gerald Planutis 12-66, Clarence Peaks 11-56, Earl Morrall 10-28, Dennis Mendyk 1-5, Gary Lowe 1-4, Jim Wulff 1-3, Don Zysk 1-1.

### INDIVIDUAL PASSING

**UCLA:** Ronnie Knox 8-2-1 61, Sam Brown 2-0-0 0. **MSU:** Clarence Peaks 2-1-0 67, Earl Morrall 15-4-2 38, Walt Kowalczyk 1-1-0 25.

### INDIVIDUAL RECEIVING

**UCLA:** Jim Decker 1-47, Rommie Loudd 1-14. **MSU:** Clarence Peaks 3-40, John Lewis 1-67, Jim Hinesly 1-13, Don Zysk 1-10.

MEDIA SERVICES

2006 OUTLOOK

2006 SPARTANS

COACHING STAFF

2006 OPPONENTS

2005 RECAP

SPARTAN RECORDS

SPARTAN HISTORY

HONORS & AWARDS

BOWL HISTORY

CAMPUS LIFE

## 1966 ROSE BOWL

JAN. 1, 1966 | PASADENA, CALIF. | ATT: 100,067

	1	2	3	4	F
UCLA	0	14	0	0	14
MSU	0	0	0	12	12

Gary Beban ran for two touchdowns and threw for 147 yards to lead No. 5 UCLA to a 14-12 upset win over No. 2 Michigan State in the 1966 Rose Bowl. Michigan State committed four first-half turnovers, with the first coming late in the first quarter as Don Japinga fumbled away a punt at the Spartan 6 that UCLA's John Erquiaga recovered. On the opening play of the second quarter, Beban scored on a 1-yard sneak to give the Bruins a 7-0 lead. UCLA then surprised the Spartans with an on-sides kick that Bruin Dallas Grider recovered at the MSU 42. Beban hooked up with Kurt Altenburg for a 27-yard pass to the MSU 1. Beban capped off the five-play, 42-yard drive with another 1-yard sneak as UCLA scored twice in 3:07 to build a 14-0 lead. Michigan State rallied late in the fourth quarter, scoring twice in the final 6:13. Steve Juday's 42-yard strike to Gene Washington set up Bob Apisa's 38-yard TD run. Juday's two-point pass attempt failed and the Spartans trailed 14-6. The Spartan defense held on the next series and Bubba Smith partially blocked Larry Cox's punt to give MSU possession at the UCLA 49. Juday finished off the 14-play scoring drive with a 1-yard sneak with :31 left. On the two-point try, Apisa was stopped short of the goal line by Grider and Bob Stiles. UCLA stopped the Spartans on fourth-and-1 plays three times in the second half, including twice in the fourth quarter. Michigan State outgained UCLA in total yards, 314-212. The Spartans picked up 204 yards on the ground, with Clinton Jones rushing for 113 yards on 20 carries.

### SCORING SUMMARY

#### Second Quarter

**UCLA** – Gary Beban 1 run (Kurt Zimmerman kick), 14:57 left. Drive: 2 plays, 6 yards. **UCLA** – Gary Beban 1 run (Kurt Zimmerman kick), 11:50 left. Drive: 5 plays, 42 yards.

#### Fourth Quarter

**MSU** – Bob Apisa 38 run (pass failed), 6:13 left. Drive: 2 plays, 80 yards. **MSU** – Steve Juday 1 run (run failed), 0:31 left. Drive: 15 plays, 51 yards.

### TEAM STATISTICS

	UCLA	MSU
First Downs	10	13
Rushes-Yards	41-65	46-204
Passing Yards	147	110
Total Offense	61-212	58-314
Punt Returns (No-Yds)	2-2	4-3
KO Returns (No-Yds)	3-49	2-23
Passes (Att-Comp-Int)	20-8-0	12-8-3
Punts-Average	11-39.9	5-42.4
Fumbles-Lost	3-2	3-2
Penalties-Yards	9-86	1-14

### INDIVIDUAL RUSHING

**UCLA:** Melvin Farr 10-36, Gary Beban 25-14, Paul Horgan 5-12, Ray Armstrong 1-3. **MSU:** Clinton Jones 20-113, Bob Apisa 4-49, Dwight Lee 15-41, James Raye 2-4, Eddie Cotton 1-3, Steve Juday 4-(-6).

### INDIVIDUAL PASSING

**UCLA:** Gary Beban 20-8-0 147. **MSU:** Steve Juday 18-6-3 80, James Raye 4-2-0 30.

### INDIVIDUAL RECEIVING

**UCLA:** Kurt Altenberg 3-55, Byron Nelson 2-29, Larry Slagle 1-35, Melvin Farr 1-22, Dick Witcher 1-6. **MSU:** Gene Washington 4-81, Dwight Lee 3-23, Clinton Jones 1-6.

## 1984 CHERRY BOWL

DEC. 22, 1984 | PONTIAC, MICH. | ATT: 70,336

	1	2	3	4	F
ARMY	0	7	0	3	10
MSU	0	0	0	6	6

Wishbone quarterback Nate Sassaman rushed for 136 yards on 28 carries to lead Army, making its first-ever bowl appearance, to a 10-6 triumph over Michigan State in the 1984 Cherry Bowl. Michigan State had an early scoring chance after Phil Parker intercepted a rare Army pass and returned it 18 yards to the Cadet 43. Three plays netted only 8 yards and Ralf Mojsiejenko's 52-yard field-goal attempt missed wide left. The Spartans put together a nine-play, 58-yard drive but early in the second quarter on third-and-goal from the Army 5, Dave Yarema's pass was intercepted in the end zone by Kermit McKelvy. A Michigan State fumble near midfield led to Army's only touchdown. Cadet Clarence Jones capped off an eight-play, 46-yard drive with a 4-yard run off right tackle to give Army a 7-0 lead with 6:41 left in the first half. Early in the third quarter, Sassaman rushed eight times for 37 yards during a 14-play, 49-yard drive, but Craig Stopa's 32-yard field-goal try went wide right. Army converted a Spartan fumble into a field goal and a 10-0 lead in the fourth quarter as a 15-play, 59-yard drive produced a 38-yard field goal by Stopa with 8:40 remaining. A Cadet fumble gave Michigan State life as Tom Allan recovered the ball at the MSU 49. Three plays later, Yarema found Bob Wasczenski in the left corner of the end zone with a 36-yard TD strike. The two-point pass attempt failed and Michigan State trailed 10-6 with 4:19 left. Army gained 256 yards rushing on 71 attempts while controlling the clock for 34:05. The Cadets sacked Yarema six times and picked off three of his passes, including two by Doug Pavek.

### SCORING SUMMARY

#### Second Quarter

**ARMY** – Clarence Jones 4 run (Craig Stopa kick), 6:31 left. Drive: 8 plays, 46 yards, TOP 2:51.

#### Fourth Quarter

**ARMY** – FG Craig Stopa 38, 8:40 left. Drive: 15 plays, 59 yards, TOP 7:14. **MSU** – Bob Wasczenski 36 pass from Dave Yarema (pass failed), 4:19 left. Drive: 3 plays, 51 yards, TOP 0:53.

### TEAM STATISTICS

	ARMY	MSU
First Downs	15	13
Rushes-Yards	71-256	33-89
Passing Yards	10	155
Total Offense	73-266	58-244
Punt Returns (No-Yds)	2-18	6-23
KO Returns (No-Yds)	0-0	2-29
Passes (Att-Comp-Int)	2-1-1	25-11-3
Punts-Average	7-36.7	4-55.8
Fumbles-Lost	2-1	3-2
Penalties-Yards	1-7	4-26

### INDIVIDUAL RUSHING

**ARMY:** Nate Sassaman 28-136, Doug Black 22-57, Clarence Jones 10-41, Jarvis Hollingsworth 10-28, Scott Spellmon 1-(-6). **MSU:** Lorenzo White 23-103, Keith Gates 1-3, Dave Yarema 7-(-17).

### INDIVIDUAL PASSING

**ARMY:** Nate Sassaman 2-1-1 10. **MSU:** Dave Yarema 25-11-3 155.

### INDIVIDUAL RECEIVING

**ARMY:** Jarvis Hollingsworth 1-10. **MSU:** Butch Rolle 5-65, Bob Wasczenski 2-54, Mark Ingram 1-20, Bobby Morse 1-11, Keith Gates 1-8, Lorenzo White 1-(-3).

## 1985 ALL-AMERICAN BOWL

DEC. 31, 1985 | BIRMINGHAM, ALA. | ATT: 45,000

	1	2	3	4	F
MSU	0	7	7	0	14
GEORGIA TECH	0	0	7	10	17

Malcolm King rushed for 122 yards on 16 carries and his 5-yard touchdown run with 1:50 left gave Georgia Tech a 17-14 come-from-behind victory over Michigan State in the 1985 All-American Bowl. Tim Moore's interception late in the second quarter set up Michigan State's first scoring drive. Dave Yarema hit Mark Ingram for a 37-yard gain on first down and three plays later, he tossed a 6-yard TD pass to Ingram to give the Spartans a 7-0 lead with 2:03 left in the first half. King's 56-yard run set up a 1-yard sneak by Todd Rampley, who was making his first collegiate start at quarterback, as the Yellow Jackets tied the game at 7 with 11:14 remaining in the third quarter. Greg Montgomery pinned Georgia Tech back on its 2-yard line with a 31-yard punt. The Spartan defense held and forced Georgia Tech to punt out of its own end zone. Bobby Morse returned the punt 8 yards to the Yellow Jacket 37. Lorenzo White raced 11 yards around left end for a first down and on the next play, Yarema again hooked up with Ingram for a 27-yard scoring pass to give the Spartans a 14-7 lead with 4:41 left in the third quarter. Georgia Tech pulled to within 14-10 as a 14-play, 57-yard drive resulted in a 40-yard field goal by David Bell with 7:08 to play. Michigan State turned the ball over on its next possession as Pat Swilling recovered a fumble at the MSU 42. King capped off the eight-play drive with a 5-yard run off left tackle. Ingram had three catches for 70 yards and two scores to earn the game's MVP award while White gained a game-high 158 yards on 33 rushes.

### SCORING SUMMARY

#### Second Quarter

**MSU** – Mark Ingram 6 pass from Dave Yarema (Chris Caudell kick), 2:03 left. Drive: 4 plays, 48 yards, TOP 2:03.

#### Third Quarter

**GT** – Todd Rampley 1 run (David Bell kick), 11:14 left. Drive: 4 plays, 66 yards, TOP 1:04.

**MSU** – Mark Ingram 27 pass from Dave Yarema (Chris Caudell kick), 4:41 left. Drive: 2 plays, 38 yards, TOP 0:34.

#### Fourth Quarter

**GT** – FG David Bell 40, 7:08 left. Drive: 14 plays, 57 yards, TOP 5:52. **GT** – Malcolm King 5 run (David Bell kick), 1:50 left. Drive: 8 plays, 42 yards, TOP 3:42.

### TEAM STATISTICS

	MSU	GT
First Downs	14	16
Rushes-Yards	39-148	48-182
Passing Yards	85	99
Total Offense	54-233	71-281
Punt Returns (No-Yds)	2-14	1-11
KO Returns (No-Yds)	4-47	2-30
Passes (Att-Comp-Int)	15-6-1	23-12-1
Punts-Average	6-36.7	6-37.8
Fumbles-Lost	2-1	2-0
Penalties-Yards	3-28	5-47

### INDIVIDUAL RUSHING

**MSU:** Lorenzo White 33-158, Bobby Morse 2-8, Dave Yarema 4-(-18). **GT:** Malcolm King 16-122, Nate Kelsey 8-30, Jerry Mays 9-20, Cory Collier 6-10, Chuck Easley 1-2, Todd Rampley 8-(-2).

### INDIVIDUAL PASSING

**MSU:** Dave Yarema 15-6-1 85. **GT:** Todd Rampley 23-12-1 99.

### INDIVIDUAL RECEIVING

**MSU:** Mark Ingram 3-70, Andre Rison 1-18, Veno Belk 1-4, Bobby Morse 1-(-7). **GT:** Jerry Mays 3-22, Cory Collier 3-14, Robert Massey 2-23, Nate Kelsey 2-10, Steve Davenport 1-21, Malcolm King 1-9.

## 1988 ROSE BOWL

JAN. 1, 1988 | PASADENA, CALIF. | ATT: 103,847

	1	2	3	4	F
SOUTHERN CAL	3	0	7	7	17
MSU	7	7	0	6	20

John Langeloh kicked a 36-yard field goal with 4:14 left in the fourth quarter, which proved to be the game winner, as No. 8 Michigan State defeated No. 16 Southern Cal, 20-17, in the 1988 Rose Bowl. The Spartans, making their first trip to Pasadena in 22 years, ended the Big Ten's six-game losing streak in the Rose Bowl. USC scored on its second possession as a 12-play, 52-yard drive produced a 34-yard field goal by Quin Rodriguez. MSU responded with a 15-play, 76-yard drive of its own to take a 7-3 lead on Lorenzo White's 5-yard touchdown run around left end with :54 left in the first quarter. The Spartans built a 14-3 advantage early in the second quarter as Bobby McAllister's 55-yard completion to Andre Rison set up White's second TD run from 3 yards out. The Trojans cut the deficit to 14-10 early in the third quarter as Rodney Peete hit Kevin Henry with a 33-yard TD strike. Michigan State extended its lead to 17-10 on Langeloh's 40-yard field goal early in the fourth quarter. USC put together a 10-play, 80-yard drive to tie the score at 17 on Peete's 22-yard TD toss to Henry in the back of the end zone with 8:33 remaining. Facing a third-and-8 from the MSU 30, McAllister eluded a heavy rush and completed a 36-yard pass to Rison for a first down at the USC 34. Blake Ezor carried the ball six straight times to the USC 18 to set up Langeloh's game-winning field goal. USC took the ensuing kickoff and drove to the MSU 30, but Peete fumbled away the center snap and Todd Krumm recovered. John Miller iced the game for the Spartans, intercepting Peete's "Hail Mary" pass at the MSU 13 with only :03 left. USC dominated the final stats, outgaining MSU, 410-276, in total yards but the Trojans committed five turnovers while the Spartans managed to play error-free football. White gained a game-high 113 yards rushing and scored twice.

### SCORING SUMMARY

#### First Quarter

**USC** – FG Quin Rodriguez 34, 7:28 left. Drive: 12 plays, 52 yards, TOP 4:30. **MSU** – Lorenzo White 5 run (John Langeloh kick), 0:54 left. Drive: 15 plays, 76 yards, TOP 6:34.

#### Second Quarter

**MSU** – Lorenzo White 3 run (John Langeloh kick), 9:20 left. Drive: 6 plays, 80 yards, TOP 1:50.

#### Third Quarter

**USC** – Ken Henry 33 pass from Rodney Peete (Quin Rodriguez kick), 9:34 left. Drive: 6 plays, 70 yards, TOP 3:09.

#### Fourth Quarter

**MSU** – FG John Langeloh 40, 12:39 left. Drive: 9 plays, 45 yards, TOP 3:57. **USC** – Ken Henry 22 pass from Rodney Peete (Quin Rodriguez kick), 8:33 left. Drive: 10 plays, 80 yards, TOP 4:06. **MSU** – FG John Langeloh 36, 4:14 left. Drive: 9 plays, 54 yards, TOP 4:14.

### TEAM STATISTICS

	USC	MSU
First Downs	21	11
Rushes-Yards	34-161	60-148
Passing Yards	249	128
Total Offense	76-410	67-276
Punt Returns (No-Yds)	7-90	2-13
KO Returns (No-Yds)	4-60	4-56
Passes (Att-Comp-Int)	42-22-4	7-4-0
Punts-Average	4-45.0	8-47.1
Fumbles-Lost	4-1	0-0
Penalties-Yards	4-20	5-32

### INDIVIDUAL RUSHING

**USC:** Rodney Peete 11-54, Leroy Holt 10-44, Scott Lockwood 6-41, Randy Tanner 2-10, Kevin McLean 1-8, Ricky Ervins 4-4. **MSU:** Lorenzo White 35-113, Blake Ezor 11-25, James Moore 1-9, Joe Pugh 1-2, Bobby McAllister 12-(-1).

### INDIVIDUAL PASSING

**USC:** Rodney Peete 41-22-3 249, Kevin McLean 1-0-1 0. **MSU:** Bobby McAllister 7-4-0 128.

### INDIVIDUAL RECEIVING

**USC:** Paul Green 7-58, Ken Henry 3-66, John Jackson 3-50, Leroy Holt 3-17, Scott Lockwood 2-19, Erik Affholter 2-17, Randy Tanner 1-5, Ricky Ervins 1-7. **MSU:** Andre Rison 2-91, Willie Bouyer 1-29, Mike Sargent 1-8.

## 1989 GATOR BOWL

JAN. 1, 1989 | JACKSONVILLE, FLA. | ATT: 76,236

	1	2	3	4	F
MSU	0	7	6	14	27
GEORGIA	7	10	10	7	34

Wayne Johnson threw three touchdown passes and Rodney Hampton scored three times to lead Georgia to a 34-27 win over Michigan State in the 1989 Gator Bowl. Georgia head coach Vince Dooley went out a winner in his final game in 25 seasons. The loss ended MSU's six-game winning streak. The Bulldogs jumped out to a 17-0 lead on Johnson's 6-yard TD toss to Hampton, Steve Crumley's 39-yard field goal and Johnson's 30-yard TD strike to Hampton. The Spartans got on the scoreboard late in the first half as Bobby McAllister finished off a 10-play, 80-yard drive with a 4-yard TD pass to Andre Rison. Midway through the third quarter, Georgia put together a six-play, 64-yard drive to extend its lead to 24-7 on Kirk Warner's 18-yard TD catch from Johnson. MSU responded with an eight-play, 78-yard scoring drive as McAllister hit Rison with a 55-yard bomb. A 36-yard field goal by Crumley gave the Bulldogs a 27-13 advantage with 2:16 left in the third quarter. McAllister's 51-yard completion to Rison set up Blake Ezor's 3-yard TD run early in the fourth quarter as the Spartans pulled to within 27-20. Hampton's third TD, a 32-yard run, gave Georgia a 34-20 lead with 11:58 remaining. Rison scored on a 50-yard pass from McAllister late in the fourth quarter but the Spartans' rally fell short as Georgia controlled the clock for the final 3:42 of the game. The two teams combined for 855 total yards with the Spartans outgaining the Bulldogs, 446-409. Rison caught nine passes for 252 yards and three scores. McAllister hit 14-of-24 throws for 288 yards and three TDs while Ezor led all rushers with 146 yards on 33 attempts.

### SCORING SUMMARY

#### First Quarter

**UGA** – Rodney Hampton 6 pass from Wayne Johnson (John Kasay kick), 0:01 left. Drive: 8 plays, 45 yards, TOP 2:41.

#### Second Quarter

**UGA** – FG Steve Crumley 39, 11:00 left. Drive: 7 plays, 39 yards, TOP 3:05. **UGA** – Rodney Hampton 30 pass from Wayne Johnson (John Kasay kick), 7:06 left. Drive: 5 plays, 74 yards, TOP 2:18. **MSU** – Andre Rison 4 pass from Bobby McAllister (John Langeloh kick), 2:55 left. Drive: 10 plays, 80 yards, TOP 4:11.

#### Third Quarter

**UGA** – Kirk Warner 18 pass from Wayne Johnson (John Kasay kick), 7:48 left. Drive: 6 plays, 64 yards, TOP 2:19. **MSU** – Andre Rison 55 pass from Bobby McAllister (kick failed), 3:55 left. Drive: 8 plays, 78 yards, TOP 3:53. **UGA** – FG Steve Crumley 36, 2:16 left. Drive: 7 plays, 51 yards, TOP 1:39.

#### Fourth Quarter

**MSU** – Blake Ezor 3 run (John Langeloh kick), 14:24 left. Drive: 8 plays, 80 yards, TOP 2:52. **UGA** – Rodney Hampton 32 run (John Kasay kick), 11:58 left. Drive: 6 plays, 71 yards, TOP 2:26. **MSU** – Andre Rison 50 pass from McAllister (John Langeloh kick), 3:49 left. Drive: 15 plays, 82 yards, TOP 8:09.

### TEAM STATISTICS

	MSU	UGA
First Downs	22	22
Rushes-Yards	51-158	38-182
Passing Yards	288	227
Total Offense	75-446	65-409
Punt Returns (No-Yds)	0-0	3-27
KO Returns (No-Yds)	5-101	5-74
Passes (Att-Comp-Int)	24-14-0	27-15-0
Punts-Average	6-42.8	4-34.0
Fumbles-Lost	1-0	0-0
Penalties-Yards	8-102	5-25

#### INDIVIDUAL RUSHING

**MSU:** Blake Ezor 33-146, Scott Selzer 5-13, Bobby McAllister 13-(-1). **UGA:** Rodney Hampton 10-109, Tim Worley 11-30, Wayne Johnson 14-30, Keith Henderson 3-13.

#### INDIVIDUAL PASSING

**MSU:** Bobby McAllister 24-14-0 288. **UGA:** Wayne Johnson 27-15-0 227.

#### INDIVIDUAL RECEIVING

**MSU:** Andre Rison 9-252, Steve Montgomery 4-21, Bernard Wilson 1-15. **UGA:** Rodney Hampton 4-71, Tim Worley 3-36, Kirk Warner 3-28, Keith Henderson 2-53, Sean Hummings 1-21, Arthur Marshall 1-14, John Thomas 1-4.

## 1989 ALOHA BOWL

DEC. 25, 1989 | HONOLULU, HAWAII | ATT: 50,000

	1	2	3	4	F
HAWAII	0	0	6	7	13
MSU	6	13	0	14	33

Blake Ezor rushed for 179 yards and scored three touchdowns to lead No. 22 Michigan State to a 33-13 victory over No. 25 Hawaii in the 1989 Aloha Bowl. Michigan State scored its first 26 points off Rainbow Warrior turnovers. The Spartans jumped out to a 19-0 halftime lead on TD runs of 3 and 2 yards by Ezor and field goals of 30 and 34 yards by John Langeloh. Michigan State forced six turnovers in the first half and outgained the Rainbow Warriors, 205-102, in total yards. Hawaii took the second-half kickoff and a 10-play, 74-yard drive ended with Garrett Gabriel's 11-yard TD toss to Chris Roscoe. Mike laquaniello's second interception set up Michigan State's third touchdown, a 1-yard dive by Hyland Hickson with 10:13 left in the fourth quarter, as the Spartans moved out to a 26-6 lead. Hawaii answered with a score on its next possession as Gabriel hooked up with Dane McArthur for a 23-yard TD pass. The Spartans put the game away as Ezor raced 26 yards around right end for his third touchdown with 5:36 left in the game. Ezor gained 101 yards rushing in the second half on 18 carries.

### SCORING SUMMARY

#### First Quarter

**MSU** – Blake Ezor 3 run (kick blocked), 3:59 left. Drive: 10 plays, 65 yards, TOP 3:43.

#### Second Quarter

**MSU** – Blake Ezor 2 run (John Langeloh kick), 14:53 left. Drive: 7 plays, 48 yards, TOP 2:01. **MSU** – FG John Langeloh 30, 7:15 left. Drive: 10 plays, 74 yards, TOP 4:41. **MSU** – FG John Langeloh 34, 1:02 left. Drive: 7 plays, 2 yards, TOP 3:45.

#### Third Quarter

**UH** – Chris Roscoe 11 pass from Garrett Gabriel (kick blocked), 9:45 left. Drive: 10 plays, 74 yards, TOP 5:10.

#### Fourth Quarter

**MSU** – Hyland Hickson 1 run (John Langeloh kick), 10:13 left. Drive: 9 plays, 57 yards, TOP 5:06. **UH** – Dane McArthur 23 pass from Garrett Gabriel (Zehrin Khan kick), 8:07 left. Drive: 8 plays, 67 yards, TOP 1:59. **MSU** – Blake Ezor 26 run (John Langeloh kick), 5:36 left. Drive: 4 plays, 48 yards, TOP 2:30.

### TEAM STATISTICS

	UH	MSU
First Downs	19	21
Rushes-Yards	28-82	61-225
Passing Yards	198	116
Total Offense	61-280	73-341
Punt Returns (No-Yds)	2-31	0-0
KO Returns (No-Yds)	7-174	1-2
Passes (Att-Comp-Int)	33-20-4	12-7-2
Punts-Average	1-27.0	3-50.7
Fumbles-Lost	7-4	0-0
Penalties-Yards	3-30	9-85

#### INDIVIDUAL RUSHING

**UH:** Dane McArthur 2-34, Dan Ahuna 3-21, Jamal Farmer 8-18, Ken Niumatalolo 3-15, Jeff Snyder 2-14, Jeff Newman 1-(-10), Garrett Gabriel 8-(-13). **MSU:** Blake Ezor 41-179, Courtney Hawkins 1-31, Tico Duckett 4-18, Hyland Hickson 3-13, Dan Enos 12-(-16).

#### INDIVIDUAL PASSING

**UH:** Garrett Gabriel 31-19-3 197, Ken Niumatalolo 2-1-1 1. **MSU:** Dan Enos 12-7-2 116.

#### INDIVIDUAL RECEIVING

**UH:** Chris Roscoe 6-71, Jamal Farmer 5-25, Leonard Lau 2-34, Dane McArthur 2-25, Darrick Branch 2-22, Jeff Snyder 2-15, Dan Ahuna 1-6. **MSU:** James Bradley 4-85, Hyland Hickson 1-13, Duane Young 1-11, Blake Ezor 1-7.

## 1990 SUN BOWL

DEC. 31, 1990 | EL PASO, TEXAS | ATT: 50,562

	1	2	3	4	F
SOUTHERN CAL	7	0	3	6	16
MSU	0	7	10	0	17

Courtney Hawkins accounted for 216 all-purpose yards and caught a touchdown pass to lead No. 22 Michigan State to a 17-16 win over No. 21 Southern Cal in the 1990 Sun Bowl. MSU dodged a bullet early as Mike Iaquaniello intercepted a Todd Marinovich pass in the end zone on USC's first series. Late in the first quarter, the Trojans put together an eight-play, 60-yard drive to take a 7-0 lead on Marinovich's 7-yard pass to Gary Wellman. After a Spartan fumble, USC was again knocking on the door, but on a fourth-and-inches play from inside the MSU 1, Marinovich mishandled the snap from center and Alan Haller recovered the fumble in the end zone for a touchback. MSU took advantage of the turnover and Hyland Hickson capped a 10-play, 80-yard drive with an 18-yard TD run with 2:22 left in the first half. USC opened the second half with an 18-play, 80-yard drive that lasted nine minutes but it had to settle for a 20-yard field goal from Quin Rodriguez. The Spartans responded by scoring 10-straight points. On a third-and-13 play from the MSU 26, Dan Enos hit Hawkins on a post pattern for a 41-yard gain and a first down at the USC 33. Four plays later, Hawkins scored on a 21-yard pass from Enos that gave MSU its first lead at 14-10. Freddie Wilson's interception at the USC 34 late in the third quarter led to a 52-yard field goal by John Langeloh as the Spartans built a 17-10 advantage. The Trojans got field goals of 54 and 43 yards from Rodriguez in the fourth quarter to cut the deficit to 17-16. MSU iced the game with two rushing first downs in the final three minutes. Hawkins caught six passes for 106 yards and a score to earn Sun Bowl MVP honors. Enos connected on nine-of-17 throws for 131 yards, including eight-straight completions during one stretch.

### SCORING SUMMARY

#### First Quarter

**USC** – Gary Wellman 7 pass from Todd Marinovich (Quin Rodriguez kick), 0:54 left. Drive: 8 plays, 60 yards, TOP 4:34.

#### Second Quarter

**MSU** – Hyland Hickson 18 run (John Langeloh kick), 2:22 left. Drive: 10 plays, 80 yards, TOP 4:05.

#### Third Quarter

**USC** – FG Quin Rodriguez 20, 6:00 left. Drive: 18 plays, 80 yards, TOP 9:00.

**MSU** – Courtney Hawkins 21 pass from Dan Enos (John Langeloh kick), 2:53 left. Drive: 7 plays, 71 yards, TOP 3:07. **MSU** – FG John Langeloh 52, 0:42 left. Drive: 4 plays, -1 yard, TOP 2:05.

#### Fourth Quarter

**USC** – FG Quin Rodriguez 54, 13:07 left. Drive: 9 plays, 43 yards, TOP 2:35.

**USC** – FG Quin Rodriguez 43, 3:07 left. Drive: 12 plays, 31 yards, TOP 5:54.

### TEAM STATISTICS

	USC	MSU
First Downs	21	12
Rushes-Yards	44-156	35-84
Passing Yards	180	131
Total Offense	76-336	52-215
Punt Returns (No-Yds)	2-27	1-7
KO Returns (No-Yds)	1-17	5-124
Passes (Att-Comp-Int)	32-19-3	17-9-1
Punts-Average	1-50.0	5-38.6
Fumbles-Lost	2-1	1-1
Penalties-Yards	5-45	6-54

### INDIVIDUAL RUSHING

**USC:** Mazio Royster 32-125, Scott Lockwood 5-18, Curtis Conway 1-7, Deon Strother 1-3, Shane Foley 4-2, Todd Marinovich 1-1. **MSU:** Hyland Hickson 14-68, Tico Duckett 8-18, Dan Enos 12-1, Brice Abrams 1-(-3).

### INDIVIDUAL PASSING

**USC:** Todd Marinovich 30-18-3 174, Shane Foley 2-1-0 6. **MSU:** Dan Enos 17-9-1 131.

### INDIVIDUAL RECEIVING

**USC:** Scott Lockwood 5-41, Johnnie Morton 3-36, Frank Griffin 3-22, Gary Wellman 3-19, Bob Crane 2-20, Joel Scott 1-24, Mazio Royster 1-16, Deon Strother 1-2. **MSU:** Courtney Hawkins 6-106, Rob Roy 2-14, James Bradley 1-11.

## 1993 LIBERTY BOWL

DEC. 28, 1993 | MEMPHIS, TENN. | ATT: 34,216

	1	2	3	4	F
MSU	7	0	0	0	7
LOUISVILLE	3	0	0	15	18

Jeff Brohm completed 19-of-29 passes for 197 yards and a touchdown to lead Louisville to an 18-7 win over Michigan State in the 1993 Liberty Bowl. Michigan State's only touchdown came on the game's first series. The Spartans took the opening kickoff and drove 79 yards in 11 plays with Duane Goulbourne twisting into the end zone on a 1-yard run over left guard. Spartan QB Jim Miller started with a hot hand, hitting all four pass attempts for 50 yards on the first series. Louisville also scored on its first possession as an eight-play, 56-yard march ended with David Akers' 31-yard field goal. Midway through the second quarter, the Spartans missed out on a scoring chance when Bill Stoyanovich misfired on a 31-yard field-goal attempt. Louisville put together a 14-play, 74-yard drive in the third quarter, but failed to put points on the scoreboard as Akers missed a 23-yard field-goal try. Brohm directed a seven-play, 59-yard drive for the go-ahead score early in the fourth quarter, hitting Reggie Ferguson on a crossing pattern for a 25-yard TD pass. A 24-yard interception return by Darius Watson gave Louisville the ball back at the MSU 33 but seven plays later, the Spartan defense stopped Anthony Shelman short of the goal line on fourth-and-1. The Cardinals got two points back on the next play as Joe Johnson and Tyrus McCloud tackled Spartan tailback Craig Thomas in his own end zone for a safety. Louisville iced the game with a seven-play, 54-yard drive as Ralph Dawkins scored on an 11-yard sweep around right end.

### SCORING SUMMARY

#### First Quarter

**MSU** – Duane Goulbourne 1 run (Bill Stoyanovich kick), 10:10 left. Drive: 11 plays, 79 yards, TOP 4:50. **UL** – FG David Akers 31, 7:07 left. Drive: 8 plays, 56 yards, TOP 3:03.

#### Fourth Quarter

**UL** – Reggie Ferguson 25 pass from Jeff Brohm (David Akers kick), 12:05 left. Drive: 7 plays, 59 yards, TOP 3:38. **UL** – Safety, Craig Thomas tackled in end zone by Joe Johnson and Tyrus McCloud, 8:53 left. **UL** – Ralph Dawkins 11 run (kick failed), 4:57 left. Drive: 7 plays, 54 yards, TOP 3:56.

### TEAM STATISTICS

	MSU	UL
First Downs	18	20
Rushes-Yards	31-114	40-172
Passing Yards	193	197
Total Offense	59-307	71-369
Punt Returns (No-Yds)	1-3	1-25
KO Returns (No-Yds)	4-59	2-48
Passes (Att-Comp-Int)	28-15-1	31-19-0
Punts-Average	5-29.0	5-36.2
Fumbles-Lost	0-0	1-0
Penalties-Yards	5-60	6-45

### INDIVIDUAL RUSHING

**MSU:** Duane Goulbourne 19-63, Craig Thomas 10-57, Steve Holman 1-1, Jim Miller 1-(-7). **UL:** Ralph Dawkins 14-88, Anthony Shelman 17-59, Jeff Brohm 9-25.

### INDIVIDUAL PASSING

**MSU:** Jim Miller 28-15-1 193. **UL:** Jeff Brohm 29-19-0 197, Marty Lowe 2-0-0 0.

### INDIVIDUAL RECEIVING

**MSU:** Mill Coleman 6-100, Scott Greene 4-49, Duane Goulbourne 3-11, Napoleon Outlaw 1-18, Brice Abrams 1-15. **UL:** Ralph Dawkins 8-68, Jamie Asher 4-15, Reggie Ferguson 3-68, Chris Fitzpatrick 2-17, Aaron Bailey 1-16, Kwalee Cooper 1-13.

## 1995 INDEPENDENCE BOWL

DEC. 29, 1995 | SHREVEPORT, LA. | ATT: 48,835

	1	2	3	4	F
LSU	7	14	21	3	45
MSU	7	17	0	2	26

Kevin Faulk rushed for 234 yards on 25 carries and scored twice to lead Louisiana State to a 45-26 victory over Michigan State in the 1995 Independence Bowl. Michigan State got out of the gate early, scoring on the second play from scrimmage as Tony Banks hooked up with Muhsin Muhammad for a 78-yard touchdown pass. LSU also scored on its first possession as Kendall Cleveland capped a seven-play, 80-yard drive with a 6-yard TD run to tie the score at 7. Carl Reeves' 17-yard interception return set up the Spartans' second touchdown, a 3-yard run by Scott Greene for a 13-7 lead. Michigan State's lead lasted only 14 seconds as Eddie Kennison returned the ensuing kickoff 92 yards for a touchdown. The Spartans regained the lead 13 seconds later when Derrick Mason returned the kickoff 100 yards for a score. Faulk's 33-yard kickoff return gave LSU great field position at its own 43 and two plays later, he tied the game at 21 on a 51-yard TD run. Michigan State took a 24-21 lead into the locker room at halftime thanks to Chris Gardner's 37-yard field goal with :01 left in the first half. LSU took control of the game in the third quarter, scoring three TDs in the first 7:16. Herb Tyler's 49-yard completion to Kennison set up Faulk's second TD run, a 5-yarder. Five minutes later, Gabe Northern returned a fumble 35 yards for a touchdown as Banks lost the ball while being sacked. Three plays later, Allen Stansbury intercepted a Banks pass and returned it 15 yards to the MSU 14. Less than a minute later, Kennison scored on a 27-yard strike from Tyler as the Tigers built a 42-24 advantage.

### SCORING SUMMARY

#### First Quarter

**MSU** – Muhsin Muhammad 78 pass from Tony Banks (Chris Gardner kick), 14:13 left. Drive: 2 plays, 80 yards, TOP 0:47. **LSU** – Kendall Cleveland 6 run (Andre' Lafleur kick), 12:07 left. Drive: 7 plays, 80 yards, TOP 2:06.

#### Second Quarter

**MSU** – Scott Greene 3 run (kick blocked), 14:44 left. Drive: 1 play, 3 yards, TOP 0:04. **LSU** – Eddie Kennison 92 kickoff return (Andre' Lafleur kick), 14:30 left. **MSU** – Derrick Mason 100 kickoff return (Scott Greene run), 14:17 left. **LSU** – Kevin Faulk 51 run (Andre' Lafleur kick), 13:11 left. Drive: 2 plays, 57 yards, TOP 1:06. **MSU** – FG Chris Gardner 37, 0:01 left. Drive: 9 plays, 42 yards, TOP 1:01.

#### Third Quarter

**LSU** – Kevin Faulk 5 run (Andre' Lafleur kick), 14:29 left. Drive: 2 plays, 74 yards, TOP 0:31. **LSU** – Gabe Northern 37 fumble return (Andre' Lafleur kick), 9:20 left. **LSU** – Eddie Kennison 27 pass from Herb Tyler (Andre' Lafleur kick), 7:13 left. Drive: 3 plays, 14 yards, TOP 0:57.

#### Fourth Quarter

**LSU** – FG Wade Richey 48, 8:45 left. Drive: 8 plays, 18 yards, TOP 3:19. **MSU** – Safety, LSU punter Chad Kessler stepped out of end zone, 5:57 left.

### TEAM STATISTICS

	LSU	MSU
First Downs	17	23
Rushes-Yards	48-272	35-100
Passing Yards	164	348
Total Offense	68-436	79-448
Punt Returns (No-Yds)	2-3	2-26
KO Returns (No-Yds)	4-150	7-158
Passes (Att-Comp-Int)	20-10-1	44-22-3
Punts-Average	4-44.5	6-37.5
Fumbles-Lost	2-1	4-3
Penalties-Yards	5-42	9-80

### INDIVIDUAL RUSHING

**LSU:** Kevin Faulk 25-234, Kendall Cleveland 13-23, Robert Toomer 4-13, Eddie Kennison 1-6, Herb Tyler 4(-1), Chad Kessler 1(-3). **MSU:** Marc Renaud 16-79, Scott Greene 8-48, Tyrone Crenshaw 1-1, Tony Banks 10(-28).

### INDIVIDUAL PASSING

**LSU:** Herb Tyler 20-10-1 164. **MSU:** Tony Banks 44-22-3 348.

### INDIVIDUAL RECEIVING

**LSU:** Eddie Kennison 5-124, David LaFleur 2-31, Robert Toomer 1-9, Kevin Faulk 1-4, Kendall Cleveland 1(-4). **MSU:** Muhsin Muhammad 9-171, Derrick Mason 6-74, Marc Renaud 2-47, Napoleon Outlaw 2-24, Nigea Carter 2-16, Josh Keur 1-16.

## 1996 SUN BOWL

DEC. 31, 1996 | EL PASO, TEXAS | ATT: 42,721

	1	2	3	4	F
STANFORD	7	14	10	7	38
MSU	0	0	0	0	0

Sun Bowl MVP Chad Hutchinson completed 22-of-28 passes for 226 yards and directed four scoring drives to lead Stanford to a 38-0 victory over Michigan State in the 1996 Sun Bowl. Stanford closed out the 1996 season with five-straight wins and recorded its first shutout since '74. Late in the first quarter, Josh Madsen intercepted Todd Schultz at the Stanford 21 and lateraled the ball to Leroy Pruitt who carried it 50 yards for the score. Hutchinson finished off an eight-play, 75-yard drive with an 8-yard TD pass to Jon Ritchie with 10:44 left in the second quarter. Troy Walters' 24-yard punt return to midfield set up another first-half touchdown. Three plays later, Adam Salina scored on a 1-yard run to give the Cardinal a 21-0 halftime lead. A 16-play, 71-yard drive produced a 25-yard field goal by Kevin Miller midway through the third quarter. Stanford moved out to a 31-0 lead as Damon Dunn took a double reverse 27 yards for a TD with 3:05 remaining in the third quarter. Tim Smith returned a blocked punt 9 yards for a TD to complete the scoring early in the fourth quarter. Stanford held Michigan State to a season-low 219 total yards and forced five turnovers.

### SCORING SUMMARY

#### First Quarter

**STAN** – Leroy Pruitt 50 lateral return after Josh Madsen interception (Kevin Miller kick), 2:06 left.

#### Second Quarter

**STAN** – Jon Ritchie 8 pass from Chad Hutchinson (Kevin Miller kick), 10:44 left. Drive: 8 plays, 75 yards, TOP 3:57. **STAN** – Adam Salina 1 run (Kevin Miller kick), 0:37 left. Drive: 3 plays, 50 yards, TOP 0:34.

#### Third Quarter

**STAN** – FG Kevin Miller 25, 7:05 left. Drive: 16 plays, 71 yards, TOP 5:31. **STAN** – Damon Dunn 27 run (Kevin Miller kick), 3:05 left. Drive: 5 plays, 53 yards, TOP 1:57.

#### Fourth Quarter

**STAN** – Tim Smith 9 blocked punt return (Kevin Miller kick), 12:06 left.

### TEAM STATISTICS

	STAN	MSU
First Downs	25	13
Rushes-Yards	49-257	31-68
Passing Yards	238	151
Total Offense	79-495	64-219
Punt Returns (No-Yds)	7-94	2-19
KO Returns (No-Yds)	0-0	3-59
Passes (Att-Comp-Int)	30-23-1	33-13-3
Punts-Average	2-52.5	9-41.9
Fumbles-Lost	3-1	3-2
Penalties-Yards	1-10	5-30

### INDIVIDUAL RUSHING

**STAN:** Anthony Bookman 11-103, Mike Mitchell 16-74, Damon Dunn 1-27, Troy Walters 1-8, Jon Ritchie 2-4, Adam Salina 2(-1), Chad Hutchinson 7(-8). **MSU:** Duane Goulbourne 12-51, Sedrick Irvin 9-31, Bill Burke 5-2, Todd Schultz 5(-16).

### INDIVIDUAL PASSING

**STAN:** Chad Hutchinson 28-22-1 226, Todd Husak 2-1-0 12. **MSU:** Bill Burke 7-4-0 71, Todd Schultz 21-8-2 68, Gus Ornstein 4-1-1 12, Sedrick Irvin 1-0-0 0.

### INDIVIDUAL RECEIVING

**STAN:** Jon Ritchie 5-37, Damon Dunn 4-63, Brian Manning 3-42, Andre Kirwan 3-35, Greg Clark 3-30, Mike Mitchell 2(-11), Marlon Evans 1-26, Troy Walters 1-9, Adam Salina 1-7. **MSU:** Derrick Mason 4-43, Octavis Long 2-46, Nigea Carter 2-34, Sedrick Irvin 2-0, Dwayne Payne 1-12, Garrett Gould 1-10, Josh Keur 1-6.

## 1997 ALOHA BOWL

DEC. 25, 1997 | HONOLULU, HAWAII | ATT: 44,598

	1	2	3	4	F
WASHINGTON	14	17	13	7	51
MSU	7	3	7	6	23

Aloha Bowl MVP Rashaan Shehee rushed for 193 yards and scored twice to lead No. 21 Washington to a 51-23 victory over No. 25 Michigan State. The Huskies jumped out to a 14-0 lead on Shehee's 33-yard run and a 15-yard pass from Brock Huard to Fred Coleman. Michigan State put together a six-play, 73-yard drive to pull to within a touchdown as Gari Scott scored on a 12-yard strike from Todd Schultz. Washington moved out to a 24-7 lead on Huard's second TD toss to Coleman, a 22-yarder, and a 41-yard field goal from Nick Lentz. Tony Parrish returned an interception 56 yards to give the Huskies a 31-10 halftime lead. Washington opened the second half with an 11-play, 80-yard drive with Shehee scoring on a 15-yard run. Leroy McFadden's 59-yard kickoff return set up MSU's second touchdown, a 28-yard pass from Schultz to Scott with 8:11 left in the third quarter. Mike Reed's 64-yard TD run on a fake punt and Lester Towns' 66-yard interception return put the Huskies on top 51-17. The Spartans reached the end zone again with just two seconds left in the game as Bill Burke lofted a 21-yard TD pass to Lavaile Richardson. Washington produced 477 total yards, including 298 on the ground, while limiting Michigan State to a season-low 47 yards rushing. The Huskies' 51 points marked the most ever allowed by the Spartans in a bowl game.

### SCORING SUMMARY

#### First Quarter

**UW** – Rashaan Shehee 33 run (Nick Lentz kick), 13:57 left. Drive: 2 plays, 32 yards, TOP 0:52. **UW** – Fred Coleman 15 pass from Brock Huard (Nick Lentz kick), 8:47 left. Drive: 9 plays, 70 yards, TOP 3:35. **MSU** – Gari Scott 12 pass from Todd Schultz (Paul Edinger kick), 4:19 left. Drive: 6 plays, 73 yards, TOP 2:16.

#### Second Quarter

**UW** – Fred Coleman 22 pass from Brock Huard (Nick Lentz kick), 14:16 left. Drive: 11 plays, 80 yards, TOP 5:03. **UW** – FG Nick Lentz 41, 4:41 left. Drive: 13 plays, 57 yards, TOP 6:21. **MSU** – FG Paul Edinger 43, 1:50 left. Drive: 8 plays, 50 yards, TOP 2:51. **UW** – Tony Parrish 56 interception return (Nick Lentz kick), 0:18 left.

#### Third Quarter

**UW** – Rashaan Shehee 15 run (Nick Lentz kick), 9:10 left. Drive: 11 plays, 80 yards, TOP 5:50. **MSU** – Gari Scott 28 pass from Todd Schultz (Paul Edinger kick), 8:11 left. Drive: 3 plays, 28 yards, TOP 0:59. **UW** – Mike Reed 64 run (kick failed), 5:47 left. Drive: 6 plays, 75 yards, TOP 2:24.

#### Fourth Quarter

**UW** – Lester Towns 66 interception return (Nick Lentz kick), 10:02 left. **MSU** – Lavaile Richardson 21 pass from Bill Burke (kick failed), 0:02 left. Drive: 4 plays, 35 yards, TOP 0:55

### TEAM STATISTICS

	UW	MSU
First Downs	23	15
Rushes-Yards	43-298	29-47
Passing Yards	179	296
Total Offense	73-477	64-343
Punt Returns (No-Yds)	2-7	4-70
KO Returns (No-Yds)	1-25	8-217
Passes (Att-Comp-Int)	30-18-0	35-20-3
Punts-Average	6-39.8	3-30.0
Fumbles-Lost	2-1	6-2
Penalties-Yards	13-126	4-28

### INDIVIDUAL RUSHING

**UW:** Rashaan Shehee 29-193, Mike Reed 2-70, Maurice Shaw 6-34, Jason Harris 1-5, Marques Tuiasosopo 1-5, Brock Huard 4-(-9). **MSU:** Sedrick Irvin 15-59, Leroy McFadden 2-10, Marc Renaud 6-5, Bill Burke 1-(-3), Todd Schultz 5-(-24).

### INDIVIDUAL PASSING

**UW:** Brock Huard 30-18-0 179. **MSU:** Todd Schultz 24-14-3 220, Bill Burke 10-6-0 76.

### INDIVIDUAL RECEIVING

**UW:** Fred Coleman 5-68, Rashaan Shehee 5-8, Jerome Pathon 4-54, Cameron Cleeland 3-46, Mike Reed 1-3. **MSU:** Gari Scott 5-114, Lavaile Richardson 3-42, Octavis Long 3-36, Kyle Rance 2-33, Marc Renaud 2-24, Damien Hiram 1-24, Demont Smith 1-9, Sedrick Irvin 1-7, Leroy McFadden 1-6, Travis Reece 1-1.

## 2000 CITRUS BOWL

JAN. 1, 2000 | ORLANDO, FLA. | ATT: 62,011

	1	2	3	4	F
MSU	3	17	6	11	37
FLORIDA	7	14	6	7	34

Paul Edinger kicked a 39-yard field goal as time expired to give No. 9 Michigan State a 37-34 victory over No. 10 Florida in the 2000 Florida Citrus Bowl. It marked Michigan State's first New Year's Day bowl victory since the 1988 Rose Bowl and it ended a four-game losing streak in postseason play. There were five lead changes in the contest. The Spartans opened the scoring as an eight-play, 36-yard drive resulted in a 46-yard field goal by Edinger. Florida took a 7-3 lead as Travis Taylor scored on a 12-yard toss from Doug Johnson. Michigan State jumped out to a 17-7 lead in the second quarter on Bill Burke's 37-yard TD strike to Plaxico Burress and a 24-yard fumble return by T.J. Turner. The Gators pulled to within 17-14 on Johnson's 8-yard TD pass to Taylor. Edinger's second field goal, a 20-yarder, gave the Spartans a 20-14 lead, but Johnson scored on a 1-yard sneak to put Florida ahead at the half, 21-20. Burke directed a 10-play, 84-yard drive late in the third quarter, hooking up with Burress for a 21-yard scoring pass as MSU grabbed a 26-21 lead. Florida built a 34-26 lead on Johnson's third TD pass to Taylor, a 39-yarder, and Rob Gillespie's 2-yard TD run. Michigan State rallied to tie the score at 34 early in the fourth quarter as Burke found Burress alone in the end zone for a 30-yard completion and hit Gari Scott for the two-point conversion. Lloyd Clemons' 8-yard run on third-and-2 set up Edinger's game-winning kick from the Florida 22.

### SCORING SUMMARY

#### First Quarter

**MSU** – FG Paul Edinger 46, 4:41 left. Drive: 8 plays, 36 yards, TOP 3:04. **FLA** – Travis Taylor 12 pass from Doug Johnson (Jeff Chandler kick), 0:58 left. Drive: 8 plays, 80 yards, TOP 3:43.

#### Second Quarter

**MSU** – Plaxico Burress 37 pass from Bill Burke (Paul Edinger kick), 13:24 left. Drive: 6 plays, 72 yards, TOP 2:34. **MSU** – T.J. Turner 24 fumble return (Paul Edinger kick), 12:44 left. **FLA** – Travis Taylor 8 pass from Doug Johnson (Jeff Chandler kick), 8:12 left. Drive: 11 plays, 83 yards, TOP 4:32. **MSU** – FG Paul Edinger 20, 3:09 left. Drive: 11 plays, 65 yards, TOP 5:03. **FLA** – Doug Johnson 1 run (Jeff Chandler kick), 0:33 left. Drive: 11 plays, 80 yards, TOP 2:36.

#### Third Quarter

**MSU** – Plaxico Burress 21 pass from Bill Burke (pass failed), 1:10 left. Drive: 10 plays, 84 yards, TOP 3:16. **FLA** – Travis Taylor 39 pass from Doug Johnson (pass failed), 0:03 left. Drive: 5 plays, 53 yards, TOP 1:07.

#### Fourth Quarter

**FLA** – Rob Gillespie 2 run (Jeff Chandler kick), 13:27 left. Drive: 6 plays, 37 yards, TOP 1:16. **MSU** – Plaxico Burress 30 pass from Bill Burke (Gari Scott pass from Bill Burke), 10:46 left. Drive: 6 plays, 78 yards, TOP 2:41. **MSU** – FG Paul Edinger 39, 0:00 left. Drive: 6 plays, 33 yards, TOP 1:35.

### TEAM STATISTICS

	MSU	FLA
First Downs	25	27
Rushes-Yards	40-143	30-67
Passing Yards	257	300
Total Offense	75-400	81-367
Punt Returns (No-Yds)	1-13	0-0
KO Returns (No-Yds)	6-132	6-118
Passes (Att-Comp-Int)	35-21-2	51-25-0
Punts-Average	3-43.3	6-35.5
Fumbles-Lost	3-1	4-2
Penalties-Yards	7-80	10-100

### INDIVIDUAL RUSHING

**MSU:** Lloyd Clemons 20-105, T.J. Duckett 14-77, Dawan Moss 1-0, Bill Burke 5-(-39). **FLA:** Rob Gillespie 15-74, Bo Carroll 5-14, Reche Caldwell 1-13, Travis Taylor 1-6, Rob Roberts 1-(-1), Doug Johnson 7-(-39).

### INDIVIDUAL PASSING

**MSU:** Bill Burke 35-21-2 257. **FLA:** Doug Johnson 50-24-0 288, Darrell Jackson 1-1-0 12.

### INDIVIDUAL RECEIVING

**MSU:** Plaxico Burress 13-185, Chris Baker 2-21, Little John Flowers 2-(-2), Lavaile Richardson 1-18, Dawan Moss 1-16, Gari Scott 1-10, T.J. Duckett 1-9. **FLA:** Travis Taylor 11-156, Darrell Jackson 5-61, Alex Willis 4-53, Rob Gillespie 3-13, Doug Johnson 1-12, Erron Kinney 1-5.

MEDIA SERVICES

2006 OUTLOOK

2006 SPARTANS

COACHING STAFF

2006 OPPONENTS

2005 RECAP

SPARTAN RECORDS

SPARTAN HISTORY

HONORS & AWARDS

BOWL HISTORY

CAMPUS LIFE



## 2001 SILICON VALLEY FOOTBALL CLASSIC

DEC. 31, 2001 | SAN JOSE, CALIF. | ATT: 30,456

	1	2	3	4	F
MSU	17	20	0	7	44
FRESNO STATE	14	7	7	7	35

Jeff Smoker threw for a career-high 376 yards and three touchdowns, including two scoring strikes to Charles Rogers, to lead Michigan State to a 44-35 victory over No. 20 Fresno State in the 2001 Silicon Valley Football Classic. It took Fresno State 59 seconds to put its first touchdown on the scoreboard, a 5-yard TD toss from David Carr to Stephen Spach. MSU tied the game at 7 on Smoker's 72-yard bomb to Rogers with 6:16 left in the first quarter. The Spartans scored again 22 seconds later to take a 14-7 lead as Monquiz Wedlow recovered a mishandled snap in the end zone. The Bulldogs pulled even at 14 on Carr's 36-yard TD pass to Rodney Wright. MSU built a 24-14 lead on Dave Rayner's 41-yard field goal and T.J. Duckett's 5-yard TD run. Fresno State cut its deficit to 24-21 as Carr again hooked up with Wright, this time for a 79-yard scoring play. MSU responded by scoring 13-straight points to build a 37-21 halftime lead, thanks to Duckett's 39-yard TD run and Smoker's 69-yard TD throw to Rogers. Midway through the third quarter, Fresno State cut its deficit to 37-28 on a 2-yard TD run by Paris Gaines. A blocked punt set up Fresno State's final score, a 15-yard screen pass from Carr to Gaines, as the Bulldogs rallied to within two at 37-35 with 6:04 remaining. The Spartans clinched the game with a seven-play, 77-yard drive that resulted in Smoker's third TD pass, a 5-yard toss to Ivory McCoy with 1:59 left.

### SCORING SUMMARY

#### First Quarter

**FSU** – Stephen Spach 5 pass from David Carr (Asen Asparuhov kick), 14:01 left. Drive: 4 plays, 63 yards, TOP 0:59. **MSU** – Charles Rogers 72 pass from Jeff Smoker (Dave Rayner kick), 6:16 left. Drive: 1 play, 72 yards, TOP 0:10. **MSU** – Monquiz Wedlow recovers David Carr fumble in end zone (Dave Rayner kick), 5:54 left. **FSU** – Rodney Wright 36 pass from David Carr (Asen Asparuhov kick), 3:20 left. Drive: 5 plays, 80 yards, TOP 2:34. **MSU** – FG Dave Rayner 41, 0:05 left. Drive: 7 plays, 59 yards, TOP 3:15.

#### Second Quarter

**MSU** – T.J. Duckett 5 run (Dave Rayner kick), 8:53 left. Drive: 10 plays, 82 yards, TOP 4:17. **FSU** – Rodney Wright 79 pass from David Carr (Asen Asparuhov kick), 7:47 left. 3 plays, 83 yards, TOP 1:06. **MSU** – T.J. Duckett 39 run (Dave Rayner kick), 5:05 left. Drive: 6 plays, 62 yards, TOP 2:42. **MSU** – Charles Rogers 69 pass from Jeff Smoker (Dave Rayner kick failed), 3:05 left. Drive: 1 play, 69 yards, TOP 0:11.

#### Third Quarter

**FSU** – Paris Gaines 2 run (Asen Asparuhov kick), 6:54 left. Drive: 11 plays, 82 yards, TOP 3:50.

#### Fourth Quarter

**FSU** – Paris Gaines 15 pass from David Carr (Asen Asparuhov kick), 6:04 left. Drive: 3 plays, 15 yards, TOP 0:48. **MSU** – Ivory McCoy 5 pass from Jeff Smoker (Dave Rayner kick), 1:59 left. Drive: 7 plays, 77 yards, TOP 4:05.

### TEAM STATISTICS

	MSU	FSU
First Downs	23	25
Rushes-Yards	42-210	22-29
Passing Yards	376	531
Passes (Att-Comp-Int)	32-22-1	58-35-2
Total Offense	74-586	80-560
Fumbles-Lost	1-0	2-1
Penalties-Yards	8-64	6-30
Punts-Average	6-38.7	5-39.6
Punt Returns (No-Yds)	2-3	3-27
KO Returns (No-Yds)	5-108	6-115

#### INDIVIDUAL RUSHING

**MSU:** T.J. Duckett 27-184, Jeff Smoker 9-17, Little John Flowers 5-11, Team 1-(-2). **FSU:** ParisGaines 10-26, Rodney Wright 2-19, Therrian Fontenet 2-17, Josh Levi 1-6, Team 1-(-6), Bernard Berrian 1-(-10), David Carr 5-(-23).

#### INDIVIDUAL PASSING

**MSU:** Jeff Smoker 32-22-1 376. **FSU:** David Carr 56-35-2 531, Team 2-0-0 0.

#### INDIVIDUAL RECEIVING

**MSU:** Charles Rogers 10-270, Herb Haygood 5-49, Chris Baker 4-44, Ivory McCoy 2-10, BJ Lovett 1-3. **FSU:** Rodney Wright 13-299, Bernard Berrian 9-94, Charles Smith 5-77, Paris Gaines 2-18, Alec Greco 2-15, Deandre Gilbert 1-15, David Shabaglian 1-11, Stephen Spach 1-5, Marque Davis 1-(-3).

## 2003 ALAMO BOWL

DEC. 29, 2003 | SAN ANTONIO, TEXAS | ATT: 56,226

	1	2	3	4	F
MSU	3	0	0	0	3
NEBRASKA	3	14	0	0	17

Cory Ross rushed for a career-high 138 yards and two scores to lead No. 22 Nebraska to a 17-3 victory over Michigan State in the 2003 MasterCard Alamo Bowl. Ross carried the ball seven times for 37 yards on Nebraska's opening drive to set up David Dyches' 29-yard field goal as the Cornhuskers took a 3-0 lead with 8:19 left in the first quarter. Michigan State answered with a 10-play, 48-yard drive, with Jeff Smoker completing five-of-six passes for 43 yards, and pulled even on a 46-yard field goal by Dave Rayner with 3:53 remaining in the first quarter. Jammal Lord's 58-yard completion to Isaiah Fluellen early in the second quarter gave the Cornhuskers first-and-goal at the MSU 6. Two plays later, Ross scored on a 2-yard run as Nebraska jumped out to a 10-3 lead with 13:17 left in the first half. Late in the second quarter, Lord broke free for a 66-yard gain to the MSU 14. Two plays later, Ross raced 6 yards for a touchdown as the Cornhuskers built a 17-3 lead with 3:20 to play in the first half. The Spartan defense bounced back in the second half, allowing only 106 total yards while holding Nebraska scoreless. Michigan State's offense came to life midway through the fourth quarter. Smoker completed five-straight passes for 39 yards and Tyrell Dortch gained 16 yards on two running plays as the Spartans marched to the Cornhusker 17. After a personal-foul penalty pushed the Spartans back 15 yards, Pat Ricketts ended the scoring threat when he picked off Smoker's throw intended for Aaron Alexander at the Nebraska 24. The Cornhuskers limited Michigan State to a season-low 174 total yards – nearly 210 yards below its season average. Nebraska sacked Smoker five times for 37 yards and forced three interceptions.

### SCORING SUMMARY

#### First Quarter

**NEB** – FG David Dyches 29, 8:19 left. Drive: 11 plays, 47 yards, TOP 4:23. **MSU** – FG Dave Rayner 46, 3:53 left. Drive: 10 plays, 48 yards, TOP 4:26

#### Second Quarter

**NEB** – Cory Ross 2 run (David Dyches kick), 13:17 left. Drive: 3 plays, 64 yards, TOP 0:56. **NEB** – Cory Ross 6 run (David Dyches kick), 3:20 left. Drive: 3 plays, 80 yards, TOP 0:49.

### TEAM STATISTICS

	MSU	NEB
First Downs	13	20
Rushes-Yards	23-18	54-229
Passing Yards	156	160
Passes	39-21-3	17-8-0
Total Offense	62-174	71-389
Return Yards	3	30
Fumbles-Lost	0-0	1-0
Penalties-Yards	5-53	8-69
Punts-Avg.	8-46.4	7-42.9
Time of Possession	29:31	30:29

#### INDIVIDUAL RUSHING

**MSU:** Tyrell Dortch 9-31, Jaren Hayes 6-13, Jeff Smoker 8-(-26). **NEB:** Cory Ross 37-138, Jammal Lord 10-79, Steve Kriewald 2-10, Judd Davies 2-4, Isaiah Fluellen 1-3, Team 2-(-5).

#### INDIVIDUAL PASSING

**MSU:** Jeff Smoker 39-21-3 156. **NEB:** Jammal Lord 17-8-0 160.

#### INDIVIDUAL RECEIVING

**MSU:** Aaron Alexander 8-63, Kyle Brown 4-41, Agim Shabaj 4-31, Jerramy Scott 1-18, Eric Knott 1-10, Ziehl Kavanaght 1-8, Jaren Hayes 1-(-6), Tyrell Dortch 1-(-9). **NEB:** Isaiah Fluellen 4-84, Ross Pilkington 3-70, Dusty Keiser 1-6.



## MSU / TEAM SINGLE-GAME BOWL HIGHS

### TOTAL FIRST DOWNS

25 ..... vs. Florida, 2000 Florida Citrus  
 23 ..... vs. Fresno State, 2001 Silicon Valley  
 23 ..... vs. LSU, 1995 Independence  
 22 ..... vs. Georgia, 1989 Gator  
 21 ..... vs. Hawaii, 1989 Aloha

### RUSHING FIRST DOWNS

16 ..... vs. UCLA, 1956 Rose  
 14 ..... vs. Hawaii, 1989 Aloha  
 12 ..... vs. Georgia, 1989 Gator  
 12 ..... vs. UCLA, 1954 Rose  
 11 ..... vs. Florida, 2000 Florida Citrus

### PASSING FIRST DOWNS

18 ..... vs. LSU, 1995 Independence  
 13 ..... vs. Fresno State, 2001 Silicon Valley  
 12 ..... vs. Washington, 1997 Aloha  
 11 ..... vs. Florida, 2000 Florida Citrus  
 10 ..... vs. Louisville, 1993 Liberty  
 10 ..... vs. Georgia, 1989 Gator

### PENALTY FIRST DOWNS

3 ..... vs. Nebraska, 2003 Alamo  
 3 ..... vs. Florida, 2000 Florida Citrus  
 2 ..... vs. Hawaii, 1989 Aloha  
 2 ..... vs. Georgia Tech, 1985 All-American  
 2 ..... vs. UCLA, 1966 Rose

### RUSHING ATTEMPTS

61 ..... vs. Hawaii (225 yards), 1989 Aloha  
 60 ..... vs. Southern Cal (148), 1988 Rose  
 53 ..... vs. UCLA (195), 1954 Rose  
 51 ..... vs. Georgia (158), 1989 Gator  
 50 ..... vs. UCLA (251), 1956 Rose

### NET YARDS RUSHING

251 ..... vs. UCLA (50 rushes), 1956 Rose  
 225 ..... vs. Hawaii (61), 1989 Aloha  
 210 ..... vs. Fresno State (42), 2001 Silicon Valley  
 204 ..... vs. UCLA (46), 1966 Rose  
 195 ..... vs. UCLA (53), 1954 Rose

### NET YARDS PASSING

376 ..... vs. Fresno State, 2001 Silicon Valley  
 348 ..... vs. LSU, 1995 Independence  
 296 ..... vs. Washington, 1997 Aloha  
 288 ..... vs. Georgia, 1989 Gator  
 257 ..... vs. Florida, 2000 Florida Citrus

### PASSES ATTEMPTED

44 ..... vs. LSU (22 completions), 1995 Independence  
 39 ..... vs. Nebraska (21), 2003 Alamo  
 35 ..... vs. Florida (21), 2000 Florida Citrus  
 35 ..... vs. Washington (20), 1997 Aloha  
 33 ..... vs. Stanford (13), 1996 Sun

### PASSES COMPLETED

22 ..... vs. Fresno State (32 att.), 2001 Silicon Valley  
 22 ..... vs. LSU (44), 1995 Independence  
 21 ..... vs. Nebraska (39), 2003 Alamo  
 21 ..... vs. Florida (35), 2000 Florida Citrus  
 20 ..... vs. Washington (35), 1997 Aloha

### HAD INTERCEPTED

3 ..... vs. Nebraska, 2003 Alamo  
 3 ..... vs. Washington, 1997 Aloha  
 3 ..... vs. Stanford, 1996 Sun  
 3 ..... vs. LSU, 1995 Independence  
 3 ..... vs. Army, 1984 Cherry  
 3 ..... vs. UCLA, 1966 Rose  
 3 ..... vs. Auburn, 1938 Orange

### TOTAL OFFENSIVE PLAYS

79 ..... vs. LSU (448 total yards), 1995 Independence  
 75 ..... vs. Florida (400), 2000 Florida Citrus  
 75 ..... vs. Georgia (446), 1989 Gator  
 74 ..... vs. Fresno State (586), 2001 Silicon Valley  
 73 ..... vs. Hawaii (341), 1989 Aloha

### TOTAL NET YARDS

586 ..... vs. Fresno State (74 plays), 2001 Silicon Valley  
 448 ..... vs. LSU (79), 1995 Independence  
 446 ..... vs. Georgia (75), 1989 Gator  
 400 ..... vs. Florida (75), 2000 Florida Citrus  
 381 ..... vs. UCLA (68), 1956 Rose

### FUMBLES

6 ..... vs. Washington (lost 2), 1997 Aloha  
 4 ..... vs. LSU (3), 1995 Independence  
 4 ..... vs. UCLA (4), 1954 Rose

### FUMBLES LOST

4 ..... vs. UCLA, 1954 Rose  
 3 ..... vs. LSU, 1995 Independence

### PENALTIES

10 ..... vs. UCLA (78 yards), 1956 Rose  
 9 ..... vs. LSU (80), 1995 Independence  
 9 ..... vs. Hawaii (85), 1989 Aloha  
 8 ..... vs. Fresno State (64), 2001 Silicon Valley  
 8 ..... vs. Georgia (102), 1989 Gator

### PENALTY YARDS

102 ..... vs. Georgia (8 penalties), 1989 Gator  
 85 ..... vs. Hawaii (9), 1989 Aloha  
 80 ..... vs. Florida (7), 2000 Florida Citrus  
 80 ..... vs. LSU (9), 1995 Independence  
 78 ..... vs. UCLA (10), 1956 Rose

### PUNTS

12 ..... vs. Auburn (422 yards), 1938 Orange  
 9 ..... vs. Stanford (377), 1996 Sun  
 8 ..... vs. Nebraska (371), 2003 Alamo  
 8 ..... vs. Southern Cal (377), 1988 Rose  
 6 ..... vs. Fresno State (232), 2001 Silicon Valley  
 6 ..... vs. LSU (225), 1995 Independence  
 6 ..... vs. Georgia (257), 1989 Gator  
 6 ..... vs. Georgia Tech (220), 1985 All-American

### PUNTING YARDS

422 ..... vs. Auburn (12 punts), 1938 Orange  
 377 ..... vs. Stanford (9), 1996 Sun  
 377 ..... vs. Southern Cal (8), 1988 Rose  
 371 ..... vs. Nebraska (8), 2003 Alamo  
 257 ..... vs. Georgia (6), 1989 Gator

### PUNTING AVERAGE (MIN. 3 PUNTS)

55.8 ..... vs. Army (4-223), 1984 Cherry  
 50.7 ..... vs. Hawaii (3-152), 1989 Aloha  
 47.1 ..... vs. Southern Cal (8-377), 1988 Rose  
 46.4 ..... vs. Nebraska (8-371), 2003 Alamo  
 43.3 ..... vs. Florida (3-130), 2000 Florida Citrus

### PUNT RETURNS

6 ..... vs. Army (23 yards), 1984 Cherry  
 5 ..... vs. UCLA (8), 1956 Rose

### PUNT RETURN YARDS

74 ..... vs. UCLA (4 returns), 1954 Rose  
 70 ..... vs. Washington (4), 1997 Aloha  
 26 ..... vs. LSU (2), 1995 Independence  
 23 ..... vs. Army (6), 1984 Cherry

### KICKOFF RETURNS

8 ..... vs. Washington (217 yards), 1997 Aloha  
 7 ..... vs. LSU (158), 1995 Independence  
 6 ..... vs. Florida (132), 2000 Florida Citrus

### KICKOFF RETURN YARDS

217 ..... vs. Washington (8 returns), 1997 Aloha  
 158 ..... vs. LSU (7), 1995 Independence  
 132 ..... vs. Florida (6), 2000 Florida Citrus  
 124 ..... vs. Southern Cal (5), 1990 Sun  
 108 ..... vs. Fresno State (5), 2001 Silicon Valley

### INTERCEPTIONS

4 ..... vs. Hawaii, 1989 Aloha  
 4 ..... vs. Southern Cal, 1988 Rose  
 3 ..... vs. Southern Cal, 1990 Sun

### INTERCEPTION RETURN YARDS

67 ..... vs. UCLA (2 returns), 1954 Rose  
 43 ..... vs. Hawaii (4), 1989 Aloha  
 30 ..... vs. Auburn (2), 1938 Orange  
 23 ..... vs. Fresno State (2), 2001 Silicon Valley  
 22 ..... vs. UCLA (1), 1956 Rose

### TIME OF POSSESSION

35:57 ..... vs. Hawaii, 1989 Aloha  
 34:43 ..... vs. Fresno State, 2001 Silicon Valley  
 34:31 ..... vs. Georgia, 1989 Gator  
 32:49 ..... vs. Florida, 2000 Florida Citrus  
 32:47 ..... vs. Southern Cal, 1988 Rose

### SACKS BY

5 ..... vs. Florida (42 yards), 2000 Florida Citrus  
 3 ..... vs. Fresno State (20), 2001 Silicon Valley  
 3 ..... vs. Stanford (20), 1996 Sun  
 3 ..... vs. Louisville (25), 1993 Liberty

### TOTAL POINTS SCORED

44 ..... vs. Fresno State, 2001 Silicon Valley  
 37 ..... vs. Florida, 2000 Florida Citrus  
 33 ..... vs. Hawaii, 1989 Aloha  
 28 ..... vs. UCLA, 1954 Rose  
 27 ..... vs. Georgia, 1989 Gator

### POINTS SCORED IN A QUARTER

20 ..... vs. Fresno State (2), 2001 Silicon Valley  
 17 ..... vs. Fresno State (1), 2001 Silicon Valley  
 17 ..... vs. Florida (2), 2000 Florida Citrus  
 17 ..... vs. LSU (2), 1995 Independence

MEDIA SERVICES

2006 OUTLOOK

2006 SPARTANS

COACHING STAFF

2006 OPPONENTS

2005 RECAP

SPARTAN RECORDS

SPARTAN HISTORY

HONORS & AWARDS

BOWL HISTORY

CAMPUS LIFE

## MSU / INDIVIDUAL SINGLE-GAME BOWL HIGHS

### RUSHING ATTEMPTS

41	Blake Ezor (179 yards) vs. Hawaii, 1989 Aloha
35	Lorenzo White (113) vs. Southern Cal, 1988 Rose
33	Blake Ezor (146) vs. Georgia, 1989 Gator
33	Lorenzo White (158) vs. Georgia Tech, 1985 All-American
27	T.J. Duckett (184) vs. Fresno State, 2001 Silicon Valley

### RUSHING YARDS

184	T.J. Duckett (27 rushes) vs. Fresno State, 2001 Silicon Valley
179	Blake Ezor (41) vs. Hawaii, 1989 Aloha
158	Lorenzo White (33) vs. Georgia Tech, 1985 All-American
146	Blake Ezor (33) vs. Georgia, 1989 Gator
113	Lorenzo White (35) vs. Southern Cal, 1988 Rose
113	Clinton Jones (20) vs. UCLA, 1966 Rose

### RUSHING TOUCHDOWNS

3	Blake Ezor vs. Hawaii, 1989 Aloha
2	T.J. Duckett vs. Fresno State, 2001 Silicon Valley
2	Lorenzo White vs. Southern Cal, 1988 Rose

### PASSES ATTEMPTED

44	Tony Banks (22 comp.) vs. Louisiana State, 1995 Independence
39	Jeff Smoker (21) vs. Nebraska, 2003 Alamo
35	Bill Burke (21) vs. Florida, 2000 Florida Citrus
32	Jeff Smoker (22) vs. Fresno State, 2001 Silicon Valley
28	Jim Miller (15) vs. Louisville, 1993 Liberty

### PASSES COMPLETED

22	Jeff Smoker (32 attempts) vs. Fresno State, 2001 Silicon Valley
22	Tony Banks (44) vs. Louisiana State, 1995 Independence
21	Jeff Smoker (39) vs. Nebraska, 2003 Alamo
21	Bill Burke (35) vs. Florida, 2000 Florida Citrus
15	Jim Miller (28) vs. Louisville, 1993 Liberty

### PASSING YARDS

376	Jeff Smoker vs. Fresno State, 2001 Silicon Valley
348	Tony Banks vs. Louisiana State, 1995 Independence
288	Bobby McAllister vs. Georgia, 1989 Gator
257	Bill Burke vs. Florida, 2000 Florida Citrus
220	Todd Schultz vs. Washington, 1997 Aloha

### PASSES HAD INTERCEPTED

3	Jeff Smoker vs. Nebraska, 2003 Alamo
3	Todd Schultz vs. Washington, 1997 Aloha
3	Tony Banks vs. Louisiana State, 1995 Independence
3	Dave Yarema vs. Army, 1984 Cherry
3	Steve Juday vs. UCLA, 1966 Rose

### TOUCHDOWN PASSES

3	Jeff Smoker vs. Fresno State, 2001 Silicon Valley
3	Bill Burke vs. Florida, 2000 Florida Citrus
3	Bobby McAllister vs. Georgia, 1989 Gator

### RECEPTIONS

13	Plaxico Burress (185 yards) vs. Florida, 2000 Florida Citrus
10	Charles Rogers (270) vs. Fresno State, 2001 Silicon Valley
9	Muhsin Muhammad (171) vs. Louisiana State, 1995 Independence
9	Andre Rison (252) vs. Georgia, 1989 Gator
8	Aaron Alexander (63) vs. Nebraska, 2003 Alamo

### RECEIVING YARDS

270	Charles Rogers (10 catches) vs. Fresno State, 2001 Silicon Valley
252	Andre Rison (9) vs. Georgia, 1989 Gator
185	Plaxico Burress (13) vs. Florida, 2000 Florida Citrus
171	Muhsin Muhammad (9) vs. Louisiana State, 1995 Independence
114	Gari Scott (5) vs. Washington, 1997 Aloha



Plaxico Burress had a Spartan-record 13 receptions for 185 yards and three TDs against Florida in the 2000 Florida Citrus Bowl.

### TOUCHDOWN RECEPTIONS

3	Plaxico Burress vs. Florida, 2000 Florida Citrus
3	Andre Rison vs. Georgia, 1989 Gator

### PUNTS

8	Paul Edinger vs. Stanford (377 yards), 1996 Sun
8	Greg Montgomery vs. Southern Cal (377 yards), 1988 Rose
6	Chris Salani vs. Louisiana State (225 yards), 1995 Independence
6	Josh Butland vs. Georgia (257 yards), 1989 Gator
6	Greg Montgomery vs. Georgia Tech (220 yards), 1985 All-American

### PUNTING YARDS

377	Paul Edinger (8 punts) vs. Stanford, 1996 Sun
377	Greg Montgomery (8) vs. Southern Cal, 1988 Rose
257	Josh Butland (6) vs. Georgia, 1989 Gator
240	Brandon Fields (5) vs. Nebraska, 2003 Alamo
232	Craig Jarrett (5) vs. Fresno State, 2001 Silicon Valley

### PUNTING AVERAGE (MIN. 3 PUNTS)

55.8	Ralf Mojsiejenko (4-223) vs. Army, 1984 Cherry
50.7	John Langeloh (3-152) vs. Hawaii, 1989 Aloha
48.0	Brandon Fields (5-240) vs. Nebraska, 2003 Alamo
47.1	Paul Edinger (8-377) vs. Stanford, 1996 Sun
47.1	Greg Montgomery (8-377) vs. Southern Cal, 1988 Rose

### PUNT RETURNS

4	Don Japinga (3 yards) vs. UCLA, 1966 Rose
3	Sedrick Irvin (50) vs. Washington, 1997 Aloha
3	Bobby Morse (14) vs. Army, 1984 Cherry
3	Billy Wells (70) vs. UCLA, 1954 Rose

### PUNT RETURN YARDS

70	Billy Wells (3 returns) vs. UCLA, 1954 Rose
50	Sedrick Irvin (3) vs. Washington, 1997 Aloha
26	Derrick Mason (2) vs. Louisiana State, 1995 Independence
20	Gari Scott (1) vs. Washington, 1997 Aloha

### KICKOFF RETURNS

6	Herb Haygood (132 yards) vs. Florida, 2000 Florida Citrus
5	Herb Haygood (108) vs. Fresno State, 2001 Silicon Valley
4	Marc Renaud (41) vs. Washington, 1997 Aloha
4	Derrick Mason (132) vs. Louisiana State, 1995 Independence
4	Courtney Hawkins (81) vs. Georgia, 1989 Gator
4	Craig Johnson (56) vs. Southern California, 1988 Rose



## KICKOFF RETURN YARDS

132	Herb Haygood (6 returns) vs. Florida, 2000 Florida Citrus
132	Derrick Mason (4) vs. Louisiana State, 1995 Independence
108	Herb Haygood (5) vs. Fresno State, 2001 Silicon Valley
103	Leroy McFadden (2) vs. Washington, 1997 Aloha
103	Courtney Hawkins (3) vs. Southern Cal, 1990 Sun

## INTERCEPTIONS

2	Mike Iaquaniello (21 yards) vs. Southern Cal, 1990 Sun
2	Mike Iaquaniello (13 yards) vs. Hawaii, 1989 Aloha
2	John Miller (4 yards) vs. Southern California, 1988 Rose
2	John Matsock (67 yards) vs. UCLA, 1954 Rose

## INTERCEPTION RETURN YARDS

67	John Matsock vs. UCLA, 1954 Rose
29	Tom McShannock vs. Auburn, 1938 Orange
23	Roderick Maples vs. Fresno State, 2001 Silicon Valley
21	Mike Iaquaniello vs. Southern Cal, 1990 Sun
18	Phil Parker vs. Army, 1984 Cherry

## FIELD GOALS MADE

3	Paul Edinger (46, 20, 39) vs. Florida, 2000 Florida Citrus
2	John Langeloh (30, 34) vs. Hawaii, 1989 Aloha
2	John Langeloh (40, 36) vs. Southern Cal, 1988 Rose

## FIELD GOALS ATTEMPTED

4	Paul Edinger (made 3) vs. Florida, 2000 Florida Citrus
2	John Langeloh (2) vs. Hawaii, 1989 Aloha
2	John Langeloh (2) vs. Southern Cal, 1988 Rose
2	Ralf Mojsiejenko (0) vs. Army, 1984 Cherry
2	Gerald Planutis (0) vs. UCLA, 1956 Rose

## TOTAL OFFENSE

393	Jeff Smoker (41 plays) vs. Fresno State, 2001 Silicon Valley
320	Tony Banks (54) vs. Louisiana State, 1995 Independence
287	Bobby McAllister (37) vs. Georgia, 1989 Gator
218	Bill Burke (40) vs. Florida, 2000 Florida Citrus
196	Todd Schultz (29) vs. Washington, 1997 Aloha

## ALL-PURPOSE YARDS

270	Charles Rogers vs. Fresno State, 2001 Silicon Valley
252	Andre Rison vs. Georgia, 1989 Gator
232	Derrick Mason vs. Louisiana State, 1995 Independence
216	Courtney Hawkins vs. Southern Cal, 1990 Sun
207	Gari Scott vs. Washington, 1997 Aloha

## TACKLES

17	Percy Snow (15-2) vs. Southern Cal, 1988 Rose
16	Chuck Bullough (9-7) vs. Southern Cal, 1990 Sun
16	Shane Bullough (9-7) vs. Georgia Tech, 1985 All-American
16	Jim Morrissey (7-9) vs. Army, 1984 Cherry
15	Tim Moore (8-7) vs. Georgia Tech, 1985 All-American

## TACKLES FOR LOSSES

5	Julian Peterson (32 yards) vs. Florida, 2000 Florida Citrus
4	Reggie Garnett (5 yards) vs. Stanford, 1996 Sun

## SACKS

3	Julian Peterson (30 yards) vs. Florida, 2000 Florida Citrus
2	Thomas Wright (19 yards) vs. Florida, 2000 Florida Citrus
2	Rich Glover (17 yards) vs. Louisville, 1993 Liberty

## FUMBLES RECOVERED

3	Matt Vanderbeek vs. Hawaii, 1989 Aloha
---	--

## EXTRA POINTS

5	Dave Rayner (6 att.) vs. Fresno State, 2001 Silicon Valley
4	Evan Slonac (4) vs. UCLA, 1954 Rose
3	John Langeloh (4) vs. Hawaii, 1989 Aloha
3	John Langeloh (4) vs. Georgia, 1989 Gator

## EXTRA-POINT ATTEMPTS

6	Dave Rayner (5 made) vs. Fresno State, 2001 Silicon Valley
4	John Langeloh (3) vs. Hawaii, 1989 Aloha
4	John Langeloh (3) vs. Georgia, 1989 Gator
4	Evan Slonac (4) vs. UCLA, 1954 Rose

## POINTS SCORED

18	Plaxico Burress vs. Florida, 2000 Florida Citrus
18	Blake Ezor vs. Hawaii, 1989 Aloha
18	Andre Rison vs. Georgia, 1989 Gator

## MSU / CAREER BOWL RECORDS

### RUSHING

**Rushing Attempts:** 91, Lorenzo White (374 yards) in 1984 Cherry, '85 All-American, '88 Rose

**Rushing Yards:** 374, Lorenzo White (91 rushes) in 1984 Cherry, '85 All-American, '88 Rose

**Rushing Touchdowns:** 4, Blake Ezor in 1988 Rose, '89 Gator, '89 Aloha

### PASSING

**Pass Attempts:** 71, Jeff Smoker (43 completions) in 2001 Silicon Valley, '03 Alamo  
**Pass Completions:** 43, Jeff Smoker (71 attempts) in 2001 Silicon Valley, '03 Alamo  
**Completion Percentage (Min. 30 Attempts):** .606, Jeff Smoker (43 of 71) in 2001 Silicon Valley, '03 Alamo

**Passes Had Intercepted:** 5, Todd Schultz in 1996 Sun, '97 Aloha

**Passing Yards:** 532, Jeff Smoker (43 of 71) in 2001 Silicon Valley, '03 Alamo

**Touchdown Passes:** 4, Bill Burke in 1996 Sun, '97 Aloha, 2000 Florida Citrus

### RECEIVING

**Pass Receptions:** 13, Plaxico Burress (185 yards) in 2000 Florida Citrus

**Pass Receiving Yards:** 361, Andre Rison (12 receptions) in 1985 All-American, '88 Rose, '89 Gator

**Touchdown Receptions:** 3, Plaxico Burress in 2000 Florida Citrus Bowl and Andre Rison in 1985 All-American, '88 Rose, '89 Gator

### TOTAL OFFENSE

**Total Offense Attempts:** 88, Jeff Smoker (523 yards) in 2001 Silicon Valley, '03 Alamo

**Total Offense Yards:** 523, Jeff Smoker (88 attempts) in 2001 Silicon Valley, '03 Alamo

### SCORING

**Points:** 25, John Langeloh (5 FGs, 10 PATs) in 1988 Rose, '89 Gator, '89 Aloha, '90 Sun

**Touchdowns:** 4, Blake Ezor in 1988 Rose, '89 Gator, '89 Aloha

**Extra Points:** 10, John Langeloh (12 attempts) in 1988 Rose, '89 Gator, '89 Aloha, '90 Sun

**Field Goals:** 5, John Langeloh (6 attempts) in 1988 Rose, '89 Gator, '89 Aloha, '90 Sun

### RETURNS

**Interceptions:** 4, Mike Iaquaniello (34 yards) in 1989 Aloha, '90 Sun

**Interception Return Yards:** 49, John Matsock (1 return) in 1954 Rose

**Punt Returns:** 4, Derrick Mason (45 yards) in 1993 Liberty, '95 Independence, '96 Sun and Bobby Morse (21 yards) in 1984 Cherry, '85 All-American

**Punt Return Yards:** 70, Billy Wells (3 returns) in 1954 Rose

**Kickoff Returns:** 11, Herb Haygood (240 yards) in 2000 Florida Citrus, '01 Silicon Valley

**Kickoff Return Yards:** 240, Herb Haygood (11 returns) in 2000 Florida Citrus, '01 Silicon Valley

### ALL-PURPOSE YARDS

**All-Purpose Yards:** 369, Derrick Mason in 1993 Liberty, '95 Independence, '96 Sun

### PUNTING

**Punts:** 14, Greg Montgomery (597 yards) in 1985 All-American, '88 Rose

**Punting Average:** 55.8, Ralf Mojsiejenko (4 for 223) in 1984 Cherry

### TACKLES

**Total Tackles:** 40, Percy Snow (25 solos, 15 assists) in 1988 Rose, '89 Gator, '89 Aloha

MEDIA SERVICES

2006 OUTLOOK

2006 SPARTANS

COACHING STAFF

2006 OPPONENTS

2005 RECAP

SPARTAN RECORDS

SPARTAN HISTORY

HONORS & AWARDS

BOWL HISTORY

CAMPUS LIFE



## MSU / BOWL LONGEST PLAYS

### RUSHING

Player vs. Opponent (Year, Bowl)	Yards
T.J. Duckett vs. Fresno State (2001 Silicon Valley)	54
T.J. Duckett vs. Fresno State (2001 Silicon Valley)	*39
Bob Apisa vs. UCLA (1966 Rose)	*38
Courtney Hawkins vs. Hawaii (1989 Aloha)	31
Sedrick Irvin vs. Washington (1997 Aloha)	30
Walt Kowalczyk vs. UCLA (1956 Rose)	30
Ed Pearce vs. Auburn (1938 Orange)	29
Lorenzo White vs. Georgia Tech (1985 All-American)	27
Billy Wells vs. UCLA (1954 Rose)	27
Scott Greene vs. Louisiana State (1995 Independence)	26
Blake Ezor vs. Hawaii (1989 Aloha)	*26
Clinton Jones vs. UCLA (1966 Rose)	26

### PASSING

Passer-Receiver vs. Opponent (Year, Bowl)	Yards
Tony Banks-Muhsin Muhammad vs. Louisiana State (1995 Independence)	*78
Jeff Smoker-Charles Rogers vs. Fresno State (2001 Silicon Valley)	*72
Jeff Smoker-Charles Rogers vs. Fresno State (2001 Silicon Valley)	*69
Clarence Peaks-John Lewis vs. UCLA (1956 Rose)	*67
Bobby McAllister-Andre Rison vs. Georgia (1989 Gator)	*55
Bobby McAllister-Andre Rison vs. Southern Cal (1988 Rose)	55
Bobby McAllister-Andre Rison vs. Georgia (1989 Gator)	51
Bobby McAllister-Andre Rison vs. Georgia (1989 Gator)	*50
Jeff Smoker-Charles Rogers vs. Fresno State (2001 Silicon Valley)	43
Bill Burke-Octavis Long vs. Stanford (1996 Sun)	42
Steve Juday-Gene Washington vs. UCLA (1966 Rose)	42

### INTERCEPTION RETURNS

Player vs. Opponent (Year, Bowl)	Yards
John Matsock vs. UCLA (1954 Rose)	49
Tom McShannock vs. Auburn (1938 Orange)	29
Roderick Maples vs. Fresno State (2001 Silicon Valley)	23
Dan Currie (5)/Jim Wulff (17) vs. UCLA (1956 Rose)	22
Mike Iaquaniello vs. Southern Cal (1990 Sun)	21



Charles Rogers scored on pass plays of 72 and 69 yards from Jeff Smoker in Michigan State's 44-35 victory over Fresno State in the 2001 Silicon Valley Football Classic.



1954 Rose Bowl MVP Billy Wells returned a punt 62 yards for a touchdown late in the fourth quarter to ice Michigan State's 28-20 victory over UCLA.

### FUMBLE RETURNS

Player vs. Opponent (Year, Bowl)	Yards
T.J. Turner vs. Florida (2000 Florida Citrus)	*24

### KICKOFF RETURNS

Player vs. Opponent (Year, Bowl)	Yards
Derrick Mason vs. Louisiana State (1995 Independence)	*100
Leroy McFadden vs. Washington (1997 Aloha)	59
Courtney Hawkins vs. Southern Cal (1990 Sun)	57
Leroy McFadden vs. Washington (1997 Aloha)	44
Gari Scott vs. Washington (1997 Aloha)	42

### PUNT RETURNS

Player vs. Opponent (Year, Bowl)	Yards
Billy Wells vs. UCLA (1954 Rose)	*62
Sedrick Irvin vs. Washington (1997 Aloha)	42
Derrick Mason vs. Louisiana State (1995 Independence)	22
Gari Scott vs. Washington (1997 Aloha)	20

### PUNTS

Player vs. Opponent (Year, Bowl)	Yards
Brandon Fields vs. Nebraska (2003 Alamo)	62
Greg Montgomery vs. Southern Cal (1988 Rose)	60
Ralf Mojsiejenko vs. Army (1984 Cherry)	60
Ralf Mojsiejenko vs. Army (1984 Cherry)	59
Ralf Mojsiejenko vs. Army (1984 Cherry)	58

### FIELD GOALS

Player vs. Opponent (Year, Bowl)	Yards
John Langeloh vs. Southern Cal (1990 Sun)	52
Dave Rayner vs. Nebraska (2003 Alamo)	46
Paul Edinger vs. Florida (2000 Florida Citrus)	46
Paul Edinger vs. Washington (1997 Aloha)	43
Dave Rayner vs. Fresno State (2001 Silicon Valley)	41
Dave Kaiser vs. UCLA (1956 Rose)	41

\*Touchdown

## BOARD OF TRUSTEES



**DAVID L. PORTEOUS**  
CHAIRPERSON  
REED CITY



**JOEL I. FERGUSON**  
VICE CHAIRPERSON  
LANSING



**DOLORES M. COOK**  
GREENVILLE



**MELANIE FOSTER**  
EAST LANSING



**DOROTHY V. GONZALES**  
EAST LANSING



**COLLEEN M. McNAMARA**  
OKEMOS



**DONALD W. NUGENT**  
FRANKFORT



**G. SCOTT ROMNEY**  
BIRMINGHAM

For biographical information, visit <http://trustees.msu.edu/board.html>

## PRESIDENT LOU ANNA K. SIMON



Lou Anna K. Simon is the 20th president of Michigan State University. Prior to assuming the role of president, Simon was provost and vice president for academic affairs at Michigan State University, a position to which she was appointed in 1993. At the time of her appointment, she was among the youngest to achieve such a position in the Association of American Universities (AAU), and was one of only 11 women to hold the position of chief academic officer among the 62 leading research institutions that compose

the organization. Currently, Simon is one of only nine women holding the position of chief executive officer among these AAU institutions.

In May 2003, the MSU Board of Trustees appointed Simon as interim president of Michigan State when then-President Peter McPherson accepted the position of financial coordinator for the Office of Reconstruction and Humanitarian Assistance in Iraq. She served in the dual role of both interim president and provost through September 2003 when President McPherson returned.

Simon has a distinguished history with MSU. After earning her doctorate in administration and higher education here in 1974, she became a member of the MSU faculty and assistant director of the Office of Institutional Research (now the Office of Planning and Budgets). From there, she moved into a variety of administrative roles, including assistant provost for general academic administration during the eighties and associate provost in the early nineties. She also serves as provost of the Michigan State University College of Law.

Simon has taught graduate seminars in the College of Education on evaluation, planning and budgeting. She is a committed advocate and participant in the Academic Governance of the institution that provides for major, fundamental faculty and student participation in deliberations of departments, schools, colleges and at the all-university level. Simon has detailed, comprehensive knowledge of university budgets and financial management as a result of the years of experience and responsibility as associate provost, acting provost and provost. She

understands and supports the essential role of diversity in all areas of MSU and its endeavors both on and off campus.

With her extensive administrative experience, active involvement in development activities, and her leadership and participation in a variety of innovative initiatives across the mission, Simon as provost has been responsible for the full range of academic and academic support programs at MSU. She is regarded nationally as a powerful advocate of a research-active, student-centered university that is an engaged partner with society, in the land-grant tradition.

Since 1999, Simon has been a member of the Executive Committee of the Committee on Institutional Cooperation (CIC), an academic consortium of twelve major teaching and research universities in the Midwest including the eleven institutions that compose the Big Ten, along with the University of Chicago. She was elected chairperson of the CIC in 2000, a position traditionally filled by a provost, and served until she was named MSU president.

Her publications, in texts such as "Serving Children and Families through Community-University Partnerships and Universities and Communities: Remaking Professional and Interprofessional Education for the Next Century," demonstrate continuing commitment to the promotion of university outreach ventures, especially those related to serving youth and families.

Most recently, she co-edited with Maureen Kenny, Karen Kiley-Brabeck and Richard Lerner the book "Learning to Serve: Promoting Civil Society Through Service Learning," published in 2002 by Kluwer Academic Publishers.

MEDIA SERVICES  
2006 OUTLOOK  
2006 SPARTANS  
COACHING STAFF  
2006 OPPONENTS  
2005 RECAP  
SPARTAN RECORDS  
SPARTAN HISTORY  
HONORS & AWARDS  
BOWL HISTORY  
CAMPUS LIFE





Ron Mason was introduced as the 16th athletics director in Michigan State history on Jan. 28, 2002, and assumed the leadership of the 25-sport department on July 1, 2002. Prior to moving into an administrative role, Mason spent 36 years behind the bench during which he established himself as the winningest coach in college hockey history.

During Mason's four-year tenure, State athletics squads have captured nine conference championships (regular season and postseason combined). In addition, MSU has been represented at the NCAA Championships 60 times, including Final Four appearances by men's basketball (2005), women's basketball (2005) and field hockey (2002 and 2004).

In 2005-06, 12 of MSU's 25 sports participated in NCAA Championships. In November 2005, the women's soccer team earned its second-ever bid to the NCAA Tournament. In March 2006, the men's basketball team received its ninth-straight invitation to the NCAA Tournament, while the women's basketball team extended its streak of consecutive NCAA appearances to four. In addition, the Spartan hockey team won its first Central Collegiate Hockey Association Tournament championship since 2001 and its 11th overall. In May 2006, the women's rowing team attained its highest NCAA finish in program history, claiming sixth place.

During Mason's watch, Spartan student-athletes also have excelled in the classroom. In fall 2005, 14 teams posted a 3.0 or higher grade-point average, including 343 student-athletes who recorded a 3.0 or better for the semester. In spring 2006, student-athletes produced the highest department term GPA in 10 years at 2.9844.

Community outreach and service also have been a priority during his tenure, with over 300 student-athletes participating in outreach activities during the 2005-06 academic year. Now in its third year, the outreach initiative PACT (Putting Athletes and Community Together) has reached over 30,000 area children.

Mason's vision on diversity programming has had a significant impact on the daily lives of MSU's student-athletes. MSU's Student-Athlete Multicultural Center, the first of its kind at the NCAA Division I-A level, provides quality leadership training for minority student-athletes as well as social and outreach programs.

Under Mason's leadership, the Ralph Young Fund has set all-time record highs each of the last four years, including \$17 million for the 2005-06 fiscal year. He successfully introduced Scholarship Seating for football as well as men's and women's basketball which has generated significant funds for the athletics department. Fundraising efforts

have been completed on three major athletic facility initiatives, including the Alfred Berkowitz Basketball Complex, Spartan Stadium expansion and Doug Rearick Golf Practice Facility. Significant progress also has been made towards the funding of two additional athletic facilities, including expansion of the Duffy Daugherty Football Building and the Old College Field project, which supports MSU's men's and women's soccer, baseball and softball programs.

In 2004-05, Mason saw a school-record five teams (field hockey, men's golf, women's basketball, crew and men's soccer) capture Big Ten Conference Championships. The field hockey team, which won the regular-season title, advanced to its second Final Four in the last three years in November, while the men's soccer team captured its first-ever Big Ten title. The men's golf team won just its second Big Ten title in school history in May, while crew won its first-ever conference crown. The basketball teams became the sixth school in NCAA history to send both its men's and women's programs to the Final Four in the same year, as the women's team fell in the national title game. In addition, the women's basketball team shared the Big Ten regular-season championship with Ohio State and won the Big Ten Tournament title for the first time in school history.

In 2003-04, 17 of the 25 sports were represented at the 2003-04 NCAA Championships and the football team participated in the Alamo Bowl. The men's basketball team advanced to the NCAA Tournament for a seventh-straight year, while the women's basketball squad made its second-straight trek. In addition, the softball team captured the school's first-ever Big Ten Tournament Championship, while the field hockey squad won its second-straight Big Ten Championship and advanced to its third-straight NCAA Tournament. In addition, "The BasketBowl" – the MSU-Kentucky basketball game was played before a world-record crowd of 78,129 at Detroit's Ford Field on Dec. 13, 2003.

In 2002-03, 17 of MSU's 25 sports were represented at the NCAA Championships, including the field hockey team which advanced to the Final Four for the first time in school history. In addition, the men's basketball team moved on to the Elite Eight and the women's basketball and softball teams made the NCAA Tournament for the first time since the 1997 and 1999 seasons, respectively.

Mason finished his 36-year coaching career in 2002 with a record of 924-380-83. In 23 years at Michigan State, he posted a 635-270-69 mark. He is the only coach in college hockey history with more than 750 victories. His career highlights include an NCAA Championship at Michigan State in 1986 and an NAIA Championship with Lake Superior State in 1972. He led MSU to 17 CCHA regular-season and playoff titles and guided 23 teams to the NCAA Tournament, an all-time record. In addition, he coached 35 All-Americans and 50 former Spartans who went onto to establish careers in the National Hockey League.

In 1966, Mason began his coaching career as the first head coach at Lake Superior State, where he also served as assistant athletics director. He guided the Lakers to five NAIA Tournament appearances, including the 1972 National Championship. Three of his other teams finished as NAIA runners-up.

In 1973, he moved on to Bowling Green, establishing the Falcons as a national hockey power. In six seasons, he led Bowling Green to three CCHA regular-season titles (1976, 1978, 1979) and three playoff championships (1977, 1978, 1979). His 1977-78 squad finished third in the NCAA Tournament with an impressive 31-8 record. The following season, his BGSU squad established a then-national record with 37 wins. While at BGSU, he coached two members of the 1980 U.S. Gold Medal Olympic Hockey Team – Ken Morrow and Mark Wells.

Mason's Michigan State career began with the 1979-80 season when he replaced the legendary Amo Bessone. The seven-time CCHA Coach of the Year led the Spartans to seven regular-season league championships and 10 playoff crowns. In 2001, the conference honored Mason by renaming the CCHA playoff trophy – The Mason Cup – in recognition of his contributions to college hockey and the formation of the league as well as his success behind the bench.

On March 18, 1994, a win over Bowling Green established him as the winningest college hockey coach in history. In 2001-02, Mason's final campaign as the Spartan coach, he recorded his unprecedented 900th-win as a college hockey coach with a victory over Ferris State (Oct. 20, 2001).

Mason also had a first-hand perspective on one of MSU's biggest athletic endeavors, as he coached his Spartans against Michigan in front of a world-record crowd of 74,554 in an outdoor hockey game at Spartan Stadium (Oct. 6, 2001). He coached MSU's only two Hobey Baker Award winners – Kip Miller in 1990 and Ryan Miller in 2001. He also coached the first college player – Joe Murphy – to be taken first overall in the NHL Draft in 1986 by the Detroit Red Wings.

Mason, who served on the American Hockey Association Board of Directors from 1973-77, is a former member of the NCAA Ice Hockey Rules Committee and NCAA Ice Hockey Championships Committee.

He is active in a number of local organizations and charities. He is very involved with Sparrow Hospital in Lansing, where he recently completed a four-year term on the Sparrow Foundation Board and has set up the Ron Mason Fund for Kids that supports the Pediatric Rehabilitation Department, which has raised nearly \$600,000 since 1998. He also served as the honorary chairperson for the Children's Miracle Network, which has raised \$17.5 million over the last 18 years, and has worked with the Coaches For Kids campaign, which has raised \$3.8 million in the last six years for a pediatrics emergency room at Sparrow Hospital. In addition, he served on the committee for the broomball game for the Legal Eagles, which benefited the Boys and Girls Club of Lansing, and spent several years on the Lansing Safety Council. Mason currently is a board member for the Lansing Chamber of Commerce.

Mason received his bachelor's degree from St. Lawrence University in 1964 and his master's degree from Pittsburgh in 1965. He was presented with an honorary doctorate from Michigan State in the spring of 2001.

For all his career accomplishments, Mason has been inducted into the Michigan Sports Hall of Fame (1994), Lake Superior Sports Hall of Fame (1996) and St. Lawrence Sports Hall of Fame (1999). In addition, the American Hockey Coaches Association honored him with the John MacInnes Award for his outstanding contributions to hockey in the spring of 2003, and he received the Hobey Baker Memorial Award Foundation's 2004 "Legend of Hockey" award in April 2004.

Born Jan. 14, 1940, in Blyth, Ont., Mason and his wife, Marion, have two daughters, Tracey and Cindy. An avid fisherman, Mason also enjoys golfing.

MEDIA SERVICES

2006 OUTLOOK

2006 SPARTANS

COACHING STAFF

2006 OPPONENTS

2005 RECAP

SPARTAN RECORDS

SPARTAN HISTORY

HONORS & AWARDS

BOWL HISTORY

CAMPUS LIFE



**SHELLEY APPELBAUM**  
SENIOR ASSOCIATE  
ATHLETICS DIRECTOR/  
SENIOR WOMEN'S  
ADMINISTRATOR



**MARK HOLLIS**  
SENIOR ASSOCIATE  
ATHLETICS DIRECTOR/  
EXTERNAL RELATIONS



**GREG IANNI**  
SENIOR ASSOCIATE  
ATHLETICS DIRECTOR/  
FACILITIES & SPORTS  
MANAGEMENT



**CHUCK SLEEPER**  
SENIOR ASSOCIATE  
ATHLETICS DIRECTOR/  
DIRECTOR OF DEVELOPMENT



**PEGGY BROWN**  
ASSOCIATE ATHLETICS  
DIRECTOR/BUSINESS  
OPERATIONS



**KAREN LANGELAND**  
ASSOCIATE ATHLETICS  
DIRECTOR/SPORTS  
MANAGEMENT & SUMMER  
SPORTS CAMPS



**JOHN LEWANDOWSKI**  
ASSOCIATE ATHLETICS  
DIRECTOR/  
COMMUNICATIONS



**JIM PIGNATARO**  
ASSOCIATE ATHLETICS  
DIRECTOR/STUDENT-  
ATHLETIC SUPPORT  
SERVICES DIRECTOR



**JENNIFER SMITH**  
ASSOCIATE ATHLETICS  
DIRECTOR/COMPLIANCE  
SERVICES



**RICK ATKINSON**  
ASSISTANT ATHLETICS  
DIRECTOR/FACILITY &  
EVENT MANAGEMENT



**WENDY BROWN**  
ASSISTANT ATHLETICS  
DIRECTOR/TICKET MANAGER



**MARTIN JARMOND**  
ASSISTANT ATHLETICS  
DIRECTOR/DEVELOPMENT  
& DIRECTOR OF  
ANNUAL GIVING



**JEFF MONROE**  
ASSISTANT ATHLETICS  
DIRECTOR/HEAD  
ATHLETIC TRAINER



**PAUL SCHAGER**  
ASSISTANT ATHLETICS  
DIRECTOR/MARKETING &  
CORPORATE RELATIONS  
DIRECTOR



**TIM STEDMAN**  
ASSISTANT ATHLETICS  
DIRECTOR/  
DEVELOPMENT



**ANNA BARBER**  
ASSOCIATE DEVELOPMENT  
DIRECTOR/DIRECTOR  
OF MAJOR GIFTS



**MIKE BRIDGEWATER**  
ASSISTANT EQUIPMENT  
MANAGER



**RICK CHURCH**  
SPORTS BROADCASTING  
DIRECTOR



**TED ELLICKSON**  
FOOTBALL VIDEO  
COORDINATOR



**TERRY FOSSUM**  
RALF YOUNG FUND/  
DIRECTOR OF EVENTS  
& DONOR PROGRAMS



**AMY FOUTY**  
SPORTS TURF MANAGER



**DR. MICHAEL KASAVANA**  
NCAA/BIG TEN FACULTY  
ATHLETICS REPRESENTATIVE



**SETH KESLER**  
EVENT COORDINATOR



**BOB KNICKERBOCKER**  
ATHLETIC EQUIPMENT  
COORDINATOR



**DR. JEFF KOVAN**  
SPORTS MEDICINE  
DIRECTOR



**JILL MASON**  
PROMOTIONS DIRECTOR



**BILL RATLIFF**  
ATHLETIC GROUNDS  
SUPERVISOR



**SCOT SCHLESINGER**  
CORPORATE ACCOUNT  
MANAGER



**MARK SCHOENL**  
DIRECTOR OF SALES –  
PREMIUM SEATING



**TOM SHEPARD**  
FOOTBALL VIDEO  
COORDINATOR

MEDIA  
SERVICES

2006  
OUTLOOK

2006  
SPARTANS

COACHING  
STAFF

2006  
OPPONENTS

2005  
RECAP

SPARTAN  
RECORDS

SPARTAN  
HISTORY

HONORS &  
AWARDS

BOWL  
HISTORY

CAMPUS  
LIFE



Academic, personal, and professional support are essential to college success. At MSU, Student-Athlete Support Services helps student-athletes reach their full potential.

Our philosophy is to offer an academic support program that will assist all student-athletes with the transition to college and integrate with the total university. This all-encompassing support continues throughout the student-athlete's collegiate career, until the day he or she receives a diploma, lands a job, or enters graduate school.

Academic counseling, career exploration, planning and placement, and academic assistance through tutorial programs are just some of the ways we encourage student success.

Being proactive rather than reactive, our staff does not wait for an academic crisis to occur. We gather important background information and build an academic profile on each student-athlete, assessing his or her needs in advance. We also stay informed on the daily progress of each student-athlete.

Freshmen and transfer student-athletes encounter a major transition when making the switch from high school or community college to a university. These students, while adjusting to their new routines, receive extra attention and support.

College is not easy. But with hard work and dedication from both the student-athlete and the support staff, the student-athlete can have a successful college experience.

There are a total of 14 staff members to assist in and work with the following:

- Priority registration
- Track academic progress
- Monitor grades
- Conduct weekly meetings with freshmen
- Conduct eligibility meetings
- Provide Learning Specialists Services

## THE CLARA BELL SMITH ACADEMIC CENTER

The center is a 31,000-square-foot academic facility that was funded by private donations.

Amenities include:

- Structured study area
- Quiet study areas
- Computerized check-in system
- 10 individual meeting rooms
- Multicultural Center
- Two staffed computer labs
- 60 computers
- Four classrooms
- Wireless Internet Access
- 210-seat multimedia auditorium

“The Smith Center speaks for itself. With an academic facility like that, it's hard not to do well in the classroom. All of the resources and tools are provided for academic success. There are countless tutors available, with expertise in all academic areas. The computer lab is seemingly open 24 hours a day, and the counselors take pride in following the academic progress of every student-athlete.”

**Chris Morris, center (2002-2005)**

2005 Academic All-American (second team)

Four-time Academic All-Big Ten selection



The Clara Bell Smith Academic Center is named after the mother of Steve Smith, a former MSU basketball All-American who played 14 seasons in the National Basketball Association. Smith donated \$2.5 million to the \$7.5 million facility, the largest gift ever by a professional athlete to any college or university.



## ACADEMIC SUCCESS

In three seasons under head coach John L. Smith, 41 student-athletes have been named Academic All-Big Ten, the highest three-year total in football program history. In 2005, a school-record 18 Spartans earned Academic All-Big Ten honors, tying for the most selections by any conference institution.

“Coach Smith has created an academic culture that embraces and rewards academic achievement. His constant reiteration of academic responsibility permeates his program, and therefore, you see his student-athletes buying into that mind-set.”

Jim Pignataro, MSU Associate Athletics Director and Director of Student-Athlete Support Services

“From the first day John L. Smith set foot on this campus, he made it clear that academics came before athletics. He has created a culture that emphasizes academic accountability. It makes you feel good knowing that Coach Smith truly cares about our growth and development, both in the classroom and on the playing field.”

**Drew Stanton, quarterback (2003-present)**  
2005 Academic All-American (second team)  
Three-time Academic All-Big Ten selection

“John L. Smith has sent a clear message that the student-athletes are here to receive an education. He addresses academic issues at every team meeting. Coach Smith and his staff closely monitor the academic progress of every single player. The position coaches have weekly meetings with each player to discuss academic goals. The focus of this coaching staff is to encourage every player to earn a degree.”

**Chris Morris, center (2002-2005)**  
2005 Academic All-American (second team)  
Four-time Academic All-Big Ten selection



**TODD EDWARDS**  
ASSOCIATE DIRECTOR  
OF SASS/DIRECTOR  
OF FOOTBALL  
ACADEMIC SERVICES



**ELLIOTT DANIELS**  
ACADEMIC COORDINATOR/  
ASSISTANT DIRECTOR  
OF FOOTBALL  
ACADEMIC SERVICES



**MANDY CHANDLER**  
ACADEMIC COORDINATOR



**NATE COLON**  
ASSISTANT DIRECTOR  
FOR MULTICULTURAL  
STUDENT-ATHLETE  
PROGRAMMING



MEDIA SERVICES

2006 OUTLOOK

2006 SPARTANS

COACHING STAFF

2006 OPPONENTS

2005 RECAP

SPARTAN RECORDS

SPARTAN HISTORY

HONORS & AWARDS

BOWL HISTORY

CAMPUS LIFE

MEDIA SERVICES  
 2006 OUTLOOK  
 2006 SPARTANS  
 COACHING STAFF  
 2006 OPPONENTS  
 2005 RECAP  
 SPARTAN RECORDS  
 SPARTAN HISTORY  
 HONORS & AWARDS  
 BOWL HISTORY  
 CAMPUS LIFE


## LIFE SKILLS PROGRAM

The mission of the Life Skills Program is to provide a systematic personal development program designed to reach each student-athlete based on his or her individual needs. The focus of the program is on the individual as a whole person — academically, athletically, and emotionally — and on the changing needs of that individual during college and in the years after graduation.



MSU implements and expands on the vision of the CHAMPS/Life Skills Program by using university and community resources to provide student-athletes with the best possible resources in the following areas:

### LEAP



The goal of the Learning Enhancement & Academic Program (LEAP) is to provide comprehensive services for Michigan State University student-athletes. LEAP houses the entire tutorial program while providing a wide range of learning services, including learning strategy interventions, mentor programming, content-based tutorials, assistive technology and structured study experiences.

### COMMUNITY SERVICE AND OUTREACH

The PACT program is designed to give student-athletes more opportunities to interact with the Greater Lansing community.



- Putting Athletes and Communities Together (PACT)
  - Charity Lip Sync for Children's Miracle Network
  - Pen Pals
  - Posters for Patients
  - March is Reading Month
- Speaking Engagements/Special Requests
- D.A.R.E. Graduations
- National Student-Athlete Day
- Teams for Toys

### CAREER DEVELOPMENT

- Partner with MSU Career Center
  - Resumes
  - Cover Letters
  - Internships
  - Interviewing
  - Career Fairs
  - Career Development
- Spartan Career Network – network of contacts for student-athletes looking for job shadowing, internship, or job placement
- KIN 171 – Orientation class for freshmen
- Online resume book

### PERSONAL DEVELOPMENT

- Partnership with Athletics Department Training Staff
- Programs on:
  - Drug and Alcohol Awareness
  - Nutrition
  - Authority
  - Leadership
- Student-Athlete Advisory Committee (SAAC) – representatives from each team work together to provide a voice to the Athletics Department and university administration as well as the NCAA

### ACADEMIC AWARDS AND RECOGNITION

- Annual Academic Excellence Gala
- Student-Athlete of the Month
- Champions in the Classroom
- 4.0 Club
- Academic All-Big Ten
- Academic All-American
- NCAA Woman of the Year
- Great 8 Award
- NCAA Post-graduate scholarships

### MULTICULTURAL PROGRAMS



Our mission is to provide student-athletes with cultural and diversity experiences and opportunities to enhance their professional growth, development and leadership skills. Collaborate with campus resources to elevate the academic success and campus involvement for student-athletes. Create positive partnerships with the community, facilitate learning and provide services.



Jehuu Caulcrick and Brian Hoyer sort through gifts during the Dec. 11, 2005, wrapping party as part of the "Teams for Toys" program.



Clifton Ryan provides instruction at the defensive line station during the annual youth football clinic.



In March 2006, Drew Stanton kicks off "Reading Month" for a class of third-graders at Hiawatha Elementary School in Okemos, Mich.

Spartan Stadium is in its 83rd season as home to Michigan State football. Since its opening in 1923, Michigan State has won 69 percent of its games played in Spartan Stadium.

Spartan Stadium represents a tribute to Michigan State's football past and a vote of confidence in its future. A \$64 million expansion project completed prior to the start of the 2005 football season, features the addition of nearly 3,000 seats, including 24 suites and a 193-seat press box, bringing the current stadium capacity to 75,005. "The Spartan" statue has been relocated to the atrium of the new structure. The 200,000-square-foot addition also houses the MSU Alumni Association, University Development and other units. The MSU Board of Trustees approved the major addition and expansion project of Spartan Stadium in September 2003.

Here's a quick look at some Spartan Stadium construction milestones:

- **Dec. 22, 2003** – Groundbreaking begins at construction site.
- **May 7, 2004** – Erection of steel framework begins.
- **July 30, 2004** – Topping-out ceremony held as the uppermost steel beam is lifted into place.
- **Nov. 13, 2004** – Press box demolition begins just 13 hours after Michigan State concluded its 2004 home schedule against Wisconsin.
- **Aug. 1, 2005** – The 20-month construction project was completed.

Barton Malow/Clark served as the construction manager for the Spartan Stadium expansion project, with HNTB providing architectural services.

Prior to the 2002 season, ESPN.com's Mel Kiper Jr. ranked Spartan Stadium No. 8 on his list of the nation's most scenic venues.

Natural grass returned to Spartan Stadium in 2002 after a 33-year absence, with the installation of a modular field. The new playing surface, planted in May of 2001 at MSU's Hancock Turfgrass Research Center, is comprised of a blend of nine varieties of Kentucky bluegrass. The original switch from natural grass to artificial turf came in time for the 1969 season.

Since 1957, capacity crowds have attended 143 games in Spartan Stadium, including the single-game record 80,401 fans who witnessed MSU's 20-19 loss to top-ranked Notre Dame on Sept. 22, 1990. Michigan State has played 45-consecutive home games before crowds in excess of 72,000. The Spartans have ranked among the NCAA's top 20 in attendance each of the last 50 seasons, including 20th in 2005, averaging 75,183 fans per game.

Season-ticket sales have topped the 60,000 mark four times in Spartan football history, with an all-time record 61,479 season tickets purchased in 2000.

A series of projects paralleling the Spartans' rise to national football prominence enlarged the steel-and-concrete facility from its original 14,000 seats in 1923 to its present size in 1957.

The first game in 1935, the year in which the stadium was officially named Macklin Field, boosting the capacity to 26,000. The 1948 enlargement raised the total to 51,000.

After 9,000 new seats upped the capacity to 60,000 in 1956, the upper decks were added to the east and west stands in 1957, bringing the capacity to 76,000. It also became Spartan Stadium that year. Renovations during the summer of 1994 improved sightlines and comfort for fans, while reducing the capacity to its current 72,027.

On Oct. 6, 2001, Spartan Stadium added another chapter to its storied history as a world-record crowd of 74,554 attended the MSU-Michigan outdoor hockey game.

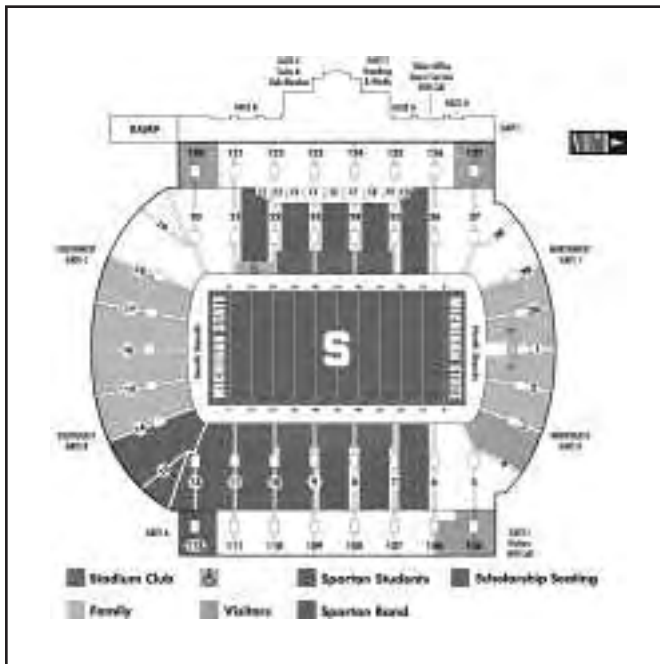
Prior to the 1998 season, a Mitsubishi Diamond Vision was installed in the south end zone and a new scoreboard and black and white message board were added to the north end zone. The CRT video display measures 21 feet x 27 feet and it is operated from a digital production control room in Spartan Stadium. The video display board shows live game action, replays and special features. In addition, a concert-quality 50,000-watt sound system was installed.

In 1998, Spartan Stadium celebrated its 75th anniversary plus it reached another milestone that season when it played host to its 400th game, a 29-5 MSU victory over Northwestern on Oct. 31.

With its 49-14 victory over No. 4 Wisconsin in the 2004 home finale, Michigan State recorded its 300th win in Spartan Stadium. Michigan State has compiled a 303-131-13 record (.692) since taking up residency in Spartan Stadium (formerly Macklin Field) in 1923. The Spartans have gone undefeated at home 16 times since the stadium opened, including a perfect 6-0 mark in 1999. It marked MSU's first undefeated home record since 1966 (5-0-1) and its first unbeaten and untied home slate since 1965 (5-0-0).

In addition, Michigan State has suffered only one home loss during a season 27 times. Only eight times in the history of the stadium have the Spartans experienced a losing record at home.

Michigan State's longest home winning streak is 19 games from Oct. 14, 1950, through Nov. 21, 1953.



Att.	Opponent	Year
80,401	Notre Dame	1990
80,383	Ohio State	1975
80,157	Michigan	1991
80,093	Michigan	1971
80,011	Notre Dame	1966
79,895	Notre Dame	1986
79,776	Michigan	1975
79,687	Michigan	1997
79,561	Purdue	1979
79,401	Michigan	2005

Rank	Season	Tickets Sold
1	2000	61,479
2	2001	61,198
3	2005	60,692
4	1999	60,109

MEDIA SERVICES

2006 OUTLOOK

2006 SPARTANS

COACHING STAFF

2006 OPPONENTS

2005 RECAP

SPARTAN RECORDS

SPARTAN HISTORY

HONORS & AWARDS

BOWL HISTORY

CAMPUS LIFE

## YEAR-BY-YEAR ATTENDANCE

Year	HOME				AWAY			TOTAL		
	G	Attendance	Avg.	NCAA Rank	G	Attendance	Avg.	G	Attendance	Avg.
1948	5	191,903	38,380	—	5	121,186	24,237	10	313,089	31,309
1949	6	226,786	37,797	—	3	135,478	45,159	9	362,264	40,252
1950	6	229,159	38,193	—	3	183,804	61,268	9	412,963	45,885
1951	5	195,340	39,068	—	4	230,553	57,638	9	425,893	47,321
1952	5	226,856	45,371	—	4	191,334	47,833	9	418,190	46,466
1953	5	248,349	49,669	—	5	327,047	65,409	10	575,396	57,540
1954	4	189,016	47,254	—	5	293,052	58,610	9	482,068	53,563
1955	5	244,863	48,972	—	5	316,377	63,275	10	561,240	56,124
1956	4	203,051	50,762	No. 10	5	348,976	69,795	9	552,027	61,336
1957	6	358,563	59,760	No. 4	3	190,287	63,429	9	548,850	60,983
1958	5	295,938	59,188	No. 4	4	188,296	47,231	9	484,864	53,878
1959	5	288,429	57,685	No. 4	4	285,534	71,383	9	573,963	63,774
1960	4	276,605	69,150	No. 2	5	223,098	44,619	9	499,703	55,523
1961	5	282,607	56,521	No. 6	4	259,361	64,840	9	541,968	60,219
1962	4	273,372	68,343	No. 2	5	190,882	38,016	9	464,254	51,584
1963	5	328,632	65,726	No. 3	4	256,737	64,184	9	585,369	65,041
1964	4	290,080	72,520	No. 2	5	235,250	47,050	9	525,330	58,370
1965	5	347,299	69,459	No. 3	6	425,520	70,918	11	772,809	70,255
1966	6	426,740	71,123	No. 2	4	216,429	54,107	10	643,169	64,317
1967	6	411,916	68,652	No. 3	4	280,203	70,050	10	692,119	69,212
1968	6	414,177	69,029	No. 3	4	265,856	66,462	10	680,033	68,003
1969	5	352,123	70,425	No. 3	5	295,190	59,083	10	647,313	64,731
1970	6	387,051	64,509	No. 6	4	239,840	59,960	10	626,891	62,689
1971	5	306,162	61,232	No. 10	6	364,598	60,766	11	670,490	60,954
1972	6	398,660	66,443	No. 8	5	303,015	60,603	11	701,675	63,789
1973	5	306,542	61,308	No. 10	6	282,211	47,035	11	588,753	53,523
1974	6	386,237	64,372	No. 7	5	308,725	61,745	11	694,962	63,178
1975	6	401,369	66,894	No. 7	5	229,611	45,922	11	630,980	57,362
1976	6	341,440	56,907	No. 15	5	296,904	59,381	11	638,344	58,031
1977	6	369,501	61,583	No. 13	5	249,560	49,912	11	619,061	56,278
1978	6	426,854	71,142	No. 10	5	293,040	58,608	11	719,894	65,445
1979	6	460,135	76,689	No. 5	5	302,398	60,479	11	762,533	69,321
1980	6	420,550	70,092	No. 10	5	281,631	56,326	11	702,18	63,835
1981	6	381,545	63,591	No. 17	5	300,243	60,049	11	671,788	61,072
1982	5	320,925	64,185	No. 17	6	372,647	62,108	11	693,572	63,052
1983	5	359,744	71,949	No. 13	6	345,137	57,523	11	704,881	64,080
1984	6	406,082	67,680	No. 16	6	400,845	66,808	12	806,927	67,244
1985	6	400,496	66,479	No. 16	6	319,397	53,233	12	719,893	59,991
1986	6	423,225	70,538	No. 12	5	336,032	67,206	11	759,257	69,023
1987	6	462,090	77,015	No. 8	6	395,035	65,839	12	857,125	71,427
1988	6	454,948	75,825	No. 9	6	416,349	69,392	12	871,297	72,608
1989	6	433,896	72,316	No. 10	6	299,520	49,920	12	733,416	61,118
1990	5	369,395	73,879	No. 11	7	366,848	52,407	12	736,243	61,354
1991	6	421,231	70,205	No. 12	5	272,146	54,429	11	693,377	63,034
1992	6	358,886	59,814	No. 20	5	246,533	49,307	11	605,419	55,038
1993	6	368,922	61,487	No. 19	6	310,682	51,780	12	679,604	56,634
1994	6	402,163	67,027	No. 17	5	342,045	68,409	11	744,208	67,655
1995	6	431,583	71,930	No. 14	6	293,655	48,942	12	725,238	60,437
1996	6	418,338	69,723	No. 16	6	436,196	72,699	12	854,534	71,211
1997	6	447,924	74,654	No. 13	6	292,660	48,777	12	740,584	61,715
1998	7	490,989	70,141	No. 19	5	386,152	77,230	12	877,141	73,095
1999	6	444,886	74,148	No. 18	6	371,170	61,862	12	816,056	68,005
2000	6	444,138	74,023	No. 19	5	424,569	84,914	11	868,707	78,973
2001	6	442,292	73,715	No. 19	6	333,507	55,585	12	775,799	64,650
2002	8	591,539	73,942	No. 19	4	318,571	79,643	12	910,110	75,843
2003	7	509,811	72,830	No. 20	6	407,758	67,960	13	917,569	70,582
2004	6	441,613	73,602	No. 20	6	392,229	65,372	12	833,842	69,486
2005	6	451,097	75,183	No. 20	5	345,040	69,008	11	796,137	72,376



MEDIA SERVICES  
2006 OUTLOOK  
2006 SPARTANS  
COACHING STAFF  
2006 OPPONENTS  
2005 RECAP  
SPARTAN RECORDS  
SPARTAN HISTORY  
HONORS & AWARDS  
BOWL HISTORY  
CAMPUS LIFE

Injuries are a part of sports - they come with the touchdowns and big tackles. Dealing with athletic injuries falls into the capable hands of the MSU Sports Medicine staff.

Located in the Duffy Daugherty Football Building, the Sports Medicine staff is comprised of a team of surgeons, doctors, certified athletic trainers and a cast of students who aspire to be the athletic trainers of the future. In its 2002 College Football Preview, *Sports Illustrated* rated the Duffy Daugherty training room as one of the nation's ultimate facilities.

The philosophy of the Sports Medicine staff is two-fold: to help prevent injuries as much as possible through effective preventative programs, and to facilitate an effective rehabilitation program after an injury. In all cases, the ultimate well-being of each individual is considered the top priority.

The 6,000-square-foot training room features a hydrotherapy station and a treadmill with suspension equipment, which allows student-athletes to rehab with reduced stress on their joints. The training room also includes cold-pool spas and various other therapy equipment and modalities.



## SPORTS MEDICINE/ TRAINING STAFF



**DR. JEFF KOVAN**  
DIRECTOR OF  
SPORTS MEDICINE



**SALLY NOGLE**  
ASSOCIATE ATHLETIC TRAINER



**DR. DOUG DIETZEL**  
TEAM ORTHOPEDIC SURGEON



**DR. RANDY PEARSON**  
FOOTBALL PRIMARY  
CARE PHYSICIAN



**JEFF MONROE**  
ASSISTANT ATHLETICS  
DIRECTOR/HEAD  
ATHLETIC TRAINER



**DR. MIKE SHINGLES**  
TEAM ORTHOPEDIC SURGEON

MEDIA SERVICES

2006 OUTLOOK

2006 SPARTANS

COACHING STAFF

2006 OPPONENTS

2005 RECAP

SPARTAN RECORDS

SPARTAN HISTORY

HONORS & AWARDS

BOWL HISTORY

CAMPUS LIFE

# DUFFY DAUGHERTY FOOTBALL BUILDING

The Duffy Daugherty Building, located across the street from Spartan Stadium, houses the coaching staff offices, position meeting rooms, weight room, locker room, training room, equipment room, video room and classrooms. The complex also features an 86,000-square-foot indoor practice facility.

Fund-raising efforts are currently underway as part of the university-wide capital campaign for a \$9-10 million expansion project at the Duffy Daugherty Football Building. The construction plans feature an expanded weight room that will more than double in size, from 9,000 to 19,000-square feet. The expansion project also includes new position and staff meeting rooms, coaches' offices and two atriums: one housing a football museum and the other a recruiting area.

During the spring, the grass practice fields behind the Duffy Daugherty Football Building were completely renovated to better mimic the Kentucky bluegrass playing surface in Spartan Stadium. In addition, a 50-yard infill field, manufactured by General Sports Turf (Rochester, Mich.), was installed at the southwest corner of the practice fields.

In June 2002, AstroPlay, a new concept in synthetic turf, was installed in the indoor practice facility. The \$310,000 surface is grass-like from concept to performance. Unlike previous generations of artificial turf, AstroPlay is not abrasive. The grass-like, polyethylene fiber matrix is filled with rubber granules.

The 33,000-square-foot Daugherty Building underwent a major overhaul prior to the 1997 football season. The new construction added 17,000-square-feet to the complex, now more than double its original size from its opening in 1979. Financing for the \$5 million construction and renovation project was provided entirely by Stadium Club seating in Spartan Stadium.

The new amenities included state-of-the-art weight, training and locker rooms. The 9,000-square-foot weight room ranks among the largest in the Big Ten. The room is adorned with murals, 12 feet high and 24 feet wide, featuring football program highlights.

In its 2002 College Football Preview, *Sports Illustrated* featured Michigan State's training room as one of the nation's ultimate facilities. The 6,000-square-foot training room features a hydrotherapy station and a treadmill with suspension equipment, which allows student-athletes to rehab with reduced stress on their joints. The training room also includes cold-pool spas and various other therapy equipment and modalities.

The locker room houses wooden lockers so big that they had to be assembled on site. The Daugherty Building even includes a players' lounge, complete with a pool table and big-screen television.



MEDIA SERVICES

2006 OUTLOOK

2006 SPARTANS

COACHING STAFF

2006 OPPONENTS

2005 RECAP

SPARTAN RECORDS

SPARTAN HISTORY

HONORS & AWARDS

BOWL HISTORY

CAMPUS LIFE





**MEDIA SERVICES**

**2006 OUTLOOK**

**2006 SPARTANS**

**COACHING STAFF**

**2006 OPPONENTS**

**2005 RECAP**

**SPARTAN RECORDS**

**SPARTAN HISTORY**

**HONORS & AWARDS**

**BOWL HISTORY**

**CAMPUS LIFE**



## TOTAL CONDITIONING APPROACH

“Total Conditioning” best describes the ultimate goal of the Spartan Strength and Conditioning Program under the direction of Ken Mannie and Tommy Hoke. The year-round approach adhered to by the Spartans addresses all of the development, speed and power improvement, flexibility and cardiorespiratory conditioning.

Michigan State football players train in an aggressive and intense manner with a high priority placed on steady progression. The weight room atmosphere emphasizes a championship work ethic, proper instruction and supervision, and safe, proven exercise techniques.

Attention is also given to the educational process regarding dietary considerations and healthy life-style habits that will benefit the players far beyond their playing days.





MEDIA SERVICES

2006 OUTLOOK

2006 SPARTANS

COACHING STAFF

2006 OPPONENTS

2005 RECAP

SPARTAN RECORDS

SPARTAN HISTORY

HONORS & AWARDS

BOWL HISTORY

CAMPUS LIFE

## A NATIONALLY RESPECTED PROGRAM AND TOP MEDIA DRAW

Michigan State is a popular choice for national and regional television coverage. Since 1995, the Spartans have played in front of a television audience on 115 occasions, an average of 10 TV appearances per season. Michigan State enters the 2006 season with a streak of 38-consecutive live TV appearances (games televised regionally or nationally since November 2002).

Approximately 19.2 million people watched Spartan football games on TV in 2005. Last fall, ESPN's College GameDay made its fourth appearance in East Lansing, Mich., since 1997, covering the regular-season finale against Penn State in Spartan Stadium. In 2004, ESPN2's Cold Pizza produced four live segments from inside Spartan Stadium the day before the MSU-Notre Dame game.

Michigan State is the most-listened-to college football team in the state, with the Spartan Sports Network reaching an average radio audience of 307,100 on fall Saturdays.

Michigan State's media exposure truly ranks among the nation's elite programs. Spartan football enjoys the benefit of daily coverage in Detroit, the nation's 10th-largest television market. MSU's television coverage includes two other top-ranked markets: Grand Rapids/Kalamazoo/Battle Creek (No. 38) and Flint/Saginaw/Bay City (No. 65).

It also is difficult to match Michigan State's print media coverage. Five of the nation's top 150 newspapers, based upon reported circulation, assign writers and columnists to cover the Spartan football beat, including *The Detroit News/Free Press* (No. 12), *The Grand Rapids Press* (No. 71), *The Flint Journal* (No. 115) and *Lansing State Journal* (No. 133).

Weekly press conferences are held on campus, so that the media can get its fill of Spartan notes and quotes. Nearly 300 press credentials are issued to newspaper and magazine writers plus television and radio personalities on Spartan game days.

Fans with access to the internet keep up to date with Spartan football by visiting the official Michigan State athletics web site at [www.msuspartans.com](http://www.msuspartans.com). The web site features a wealth of information on MSU football, including game results and stats, media guide contents, weekly press releases, player features, photo galleries and video highlight clips plus live radio broadcasts and live in-game statistics. The web site averaged 1.4 million page views per month in 2005-06, including more than 189,000 unique visitors per month.



MEDIA SERVICES

2006 OUTLOOK

2006 SPARTANS

COACHING STAFF

2006 OPPONENTS

2005 RECAP

SPARTAN RECORDS

SPARTAN HISTORY

HONORS & AWARDS

BOWL HISTORY

CAMPUS LIFE

**THE NICKNAME**

In 1926, Michigan State's first southern baseball training tour provided the setting for the birth of the "Spartan" nickname.

It all came about when a Lansing sportswriter imposed the silent treatment on a contest-winning nickname and substituted his own choice, the name that has lasted through the years.

In 1925, Michigan State College replaced the name Michigan Agricultural College. The college sponsored a contest to select a nickname to replace "Aggies" and picked "The Michigan Staters."

George S. Alderton, then sports editor of the *Lansing State Journal*, decided the name was too cumbersome for newspaper writing and vowed to find a better one. Alderton contacted Jim Hasselman of Information Services to see if entries still remained from the contest. When informed that they still existed, Alderton ran across the entry name of "Spartans" and then decided that was the choice. Unfortunately, Alderton forgot to write down who submitted that particular entry, so that part of the story remains a mystery.

Rewriting game accounts supplied by Perry Fremont, a catcher on the squad, Alderton first used the name sparingly and then ventured into the headlines with it. (Incidentally, after two days of spelling the name incorrectly with an "o", Mr. Alderton changed it to Spartan on a tip from a close friend.) Dale Stafford, a sports writer for the *Lansing Capital News*, a rival of the *State Journal*, picked up the name for his paper after a couple of days. Alderton called Stafford and suggested that he might want to join the Spartan parade and he did.

As Mr. Alderton explains: "No student, alumnus or college official had called up the editor to complain about our audacity in giving the old school a new name, so we ventured into headlines with it. Happily for the experiment, the name took. It began appearing in other newspapers and when the student publication used it, that clinched it."

**SPARTY**

"The Spartan" statue, designed and produced by MSU assistant art professor Leonard D. Jungwirth, has a permanent home inside the atrium of the Spartan Stadium tower. The 9-foot-7 ceramic figure weighs approximately 6,600 pounds, including its base. In 2005, the sculpture was relocated to protect it from the elements.

"The Spartan" was dedicated on June 9, 1945, at the intersection of Red Cedar Road, Kalamazoo Street and Chestnut Road. Popularly known as "Sparty," the statue remains one of the favorite photo subjects of campus visitors.

Last fall, an exact replica of the original terra cotta sculpture – now cast in bronze – took up residency on the plaza located at the north end of Demonstration Hall Field. The molds for the bronze statue were made from the original sculpture. The new statue was cast in bronze at the Artworks Foundry in Berkeley, Calif.



As part of MSU's sesquicentennial celebration, the bronze "Sparty" was dedicated on Oct. 8, 2005.

Donors contributed approximately \$500,000 to pay for all work related to the new sculpture, including the plaza.

**GREEN & WHITE**

Details are sketchy as to when Michigan State athletic teams officially began using the school colors green and white. But records of the Athletic Association of the then Michigan Agricultural College show that on April 11, 1899, the organization took steps toward adoption of a green monogram, "to be worn only by athletes who subsequently take part in intercollegiate events."

It is generally thought the colors came into wide use with the arrival in 1903 of Chester L. Brewer as the school's first full-time director of athletics. Brewer also coached the Spartan football, basketball, baseball and track teams, the only varsity units in existence at the time.

**SPARTY MASCOT**

In June 2006, Michigan State's beloved Sparty, who won back-to-back national championships at the Universal Cheer Association's mascot competition in 2004-05, became one of six collegiate finalists for induction into the Mascot Hall of Fame. The 2006 induction ceremony is scheduled for Aug. 15 in Philadelphia, Pa.

In January 2004, Sparty became the first Big Ten mascot to claim the national title, and in January 2005, he defended his national championship at Walt Disney World in Orlando, Fla., beating Goldy Gopher and Bucky Badger in the finals.

In April 1998, Sparty was selected the "Buffest Mascot on Campus" by *Muscle & Fitness*.

Made of hi-tech materials, including a vinyl chest plate and fiberglass molds like the ones used for making Muppets, the seven-foot costume weighs in at 40 pounds, allowing enough flexibility for playful gestures and animation. Sparty is a far cry from the many papier-mache heads that have popped up since the 1950's, mostly from fraternity efforts. The first official one apparently debuted in 1955 courtesy of Theta Xi.



Other versions were introduced from time to time. In 1984, Sigma Phi Epsilon introduced the first "gruff" head--sporting the unshaven look that still adorns many sweatshirts and jackets.

By contrast, the current Sparty costume is a state-of-the-art, full-bodied uniform that costs \$12,000.

Today six students--their identities kept private--take turns being Sparty with one of three costumes. Because of the costume size, Sparty aspirants must be between 5-10 and 6-2 in height. Candidates who fit the physical needs are chosen after a hands-on process that includes tryouts and interviews.

The Sparty Mascot Program is run and funded by the Student Alumni Foundation.

Those interested in hiring Sparty can submit a request online at [www.msusaf.com](http://www.msusaf.com) and click on the mascot program or contact the SAF office at 517-355-4458. Those who wish to donate to the Sparty mascot fund can contact University Development at 517-355-8257.

**MSU FIGHT SONG**

*On the banks of the Red Cedar,  
There's a school that's known to all;  
Its specialty is winning,  
And those Spartans play good ball;  
Spartan teams are never beaten,  
All through the game they'll fight;  
Fight for the only colors,  
Green and White.  
Go right through for MSU,  
Watch the points keep growing,  
Spartan teams are bound to win,  
They're fighting with a vim.  
Rah! Rah! Rah!  
See their team is weakening,  
We're going to win this game.  
Fight! Fight! Rah! Team, Fight!  
Victory for MSU.*

MEDIA SERVICES

2006 OUTLOOK

2006 SPARTANS

COACHING STAFF

2006 OPPONENTS

2005 RECAP

SPARTAN RECORDS

SPARTAN HISTORY

HONORS &amp; AWARDS

BOWL HISTORY

7 CAMPUS LIFE

MEDIA SERVICES  
 2006 OUTLOOK  
 2006 SPARTANS  
 COACHING STAFF  
 2006 OPPONENTS  
 2005 RECAP  
 SPARTAN RECORDS  
 SPARTAN HISTORY  
 HONORS & AWARDS  
 BOWL HISTORY  
 CAMPUS LIFE

- The Bowl Championship Series (BCS) is a five-game arrangement for postseason college football that is designed to match the two top-rated teams in a national championship game and to create exciting and competitive match-ups between eight other highly regarded teams in four other games.



- The bowl games participating are the Fiesta Bowl, Orange Bowl, Rose Bowl and Sugar Bowl. In addition, a BCS National Championship Game will be played at one of the bowl sites.

- The BCS is managed by the commissioners of the 11 NCAA Division I-A conferences, the director of athletics at the University of Notre Dame, and representatives of the bowl organizations. The conferences are Atlantic Coast, Big East, Big Ten, Big 12, Conference USA, Mid-American, Mountain West, Sun Belt, Pacific 10, Southeastern and Western Athletic.

The conference commissioners and the Notre Dame athletics director make decisions regarding all BCS issues, in consultation with an athletics directors' advisory group and subject to the approval of a presidential oversight committee whose members represent all 117 Division I-A programs.

- The five BCS games are part of the overall bowl structure. There are 26 other bowl games presently, and those games provide meaningful season-ending opportunities to teams.

- As one conference commissioner said, "the celebration that occurs among the student-athletes, coaching staff and fans at the end of each bowl games is an indication of the importance of all bowl games."

- The BCS places great premium on the regular season of college football. Football weekends are an important ingredient in the overall college experience – going well beyond simply what occurs in the athletics department. A significant amount of the revenue that supports all athletic programs is generated by regular-season football. And so it is of great importance that the regular season remains strong and vibrant.

- The top two teams were matched in bowl games infrequently before the BCS, when conferences were contractually obligated to certain games and there was no flexibility to attempt to match the top teams.


- The 2006 regular season (2007 bowl games) is the first year of a television agreement with Fox Sports. ABC has an agreement to continue to televise the Rose Bowl through 2014.


## REVENUE


Before the BCS was created, conferences without automatic berths in the "major" bowl games received no revenue from those games. In the first eight years of the BCS system, more than \$50 million was distributed to conferences that do not have an annual automatic berth in the system.


## ECONOMIC IMPACT


The total economic impact in the host cities from the five BCS games in January, 2007, is estimated at more than \$1.2 billion.

	<b>JAN. 1, 2007</b> 5 P.M. EST   ABC PASADENA, CALIF. ROSE BOWL (92,059)
---	---

	<b>JAN. 1, 2007</b> 8:30 P.M. EST   FOX GLENDALE, ARIZ. CARDINALS STADIUM (73,000)
---	---

	<b>JAN. 2, 2007</b> 8 P.M. EST   FOX MIAMI, FLA. DOLPHINS STADIUM (72,230)
--	---

	<b>JAN. 3, 2007</b> 8 P.M. EST   FOX NEW ORLEANS, LA. LOUISIANA SUPERDOME (71,250)
---	---


	<b>JAN. 8, 2007</b> 8 P.M. EST   FOX GLENDALE, ARIZ. CARDINALS STADIUM (73,000)
---	--

## BIG TEN BOWL SCHEDULE

	<b>BIG TEN VS. MID-AMERICAN</b> DEC. 26, 2006 7:30 P.M. EST   ESPN DETROIT, MICH. FORD FIELD (65,000)
---	---

	<b>BIG TEN VS. BIG 12</b> DEC. 29, 2006 7:30 P.M. EST   NFL NETWORK TEMPE, ARIZ. SUN DEVIL STADIUM (73,000)
---	---

	<b>BIG TEN VS. ACC</b> DEC. 29, 2006 8 P.M. EST   ESPN ORLANDO, FLA. FLORIDA CITRUS BOWL STADIUM (65,438)
---	---

	<b>BIG TEN VS. BIG 12</b> DEC. 30, 2006 4:30 P.M. EST   ESPN SAN ANTONIO, TEXAS ALAMODOME (65,000)
---	--

	<b>BIG TEN VS. SEC</b> JAN. 1, 2007 11 A.M. EST   ESPN TAMPA, FLA. RAYMOND JAMES STADIUM (65,000)
--	---

	<b>BIG TEN VS. SEC</b> JAN. 1, 2007 1 P.M. EST   ABC ORLANDO, FLA. FLORIDA CITRUS BOWL STADIUM (65,438)
---	---

## SCHEDULE OF GAMES: JANUARY 2007

Access for teams without automatic berths will expand significantly beginning with the 2006 regular season, when the fifth game is added to the BCS structure. Four at-large berths will be available, as opposed to the previous two. The schedule for January 2007 is as follows: Jan. 1 Fiesta Bowl, Jan. 1 Rose Bowl, Jan. 2 Orange Bowl, Jan. 3 Sugar Bowl and Jan. 8 BCS National Championship Game (Phoenix)

## THE BCS IS WORKING

The BCS is succeeding. The nation's No. 1 and No. 2 teams met only eight times in bowl games in the 57 seasons between 1936-92, when the "bowl coalition" (a predecessor of the BCS) was created. No. 1 and No. 2 have met eight times in the 15 years since 1992. In the eight-year history of the BCS, the AP's No. 1 and No. 2 have met five times.

## OFFICE OF COMPLIANCE SERVICES

The Michigan State University Office of Compliance Services functions within the scope of the University's compliance program to coordinate, monitor and verify compliance with all NCAA and Big Ten requirements and to educate the various constituencies of the University and the athletics community regarding NCAA and Big Ten regulations.

The Office of Compliance Services directs the Athletics Department's compliance efforts and acts as a resource center concerning NCAA regulations and compliance issues. The primary functions of the Office of Compliance Services are to oversee and verify the accurate and timely completion of NCAA required procedures. In addition, the Office of Compliance Services provides educational programming and interpretive support to ensure that all individuals involved with the athletics program fully understand the University's compliance expectations.

Michigan State University is committed and obligated to the principle of institutional control in operating its athletics program in a manner that is consistent with the letter and the spirit of NCAA, Big Ten Conference and University rules and regulations. As MSU strives for academic and athletic excellence, we must always seek the highest standard of ethical conduct. Your support and involvement with our athletics program is critical to its success; however, we must emphasize that any inappropriate, even inadvertent, activity could jeopardize the eligibility of our current or prospective student-athletes and the compliance of the University with NCAA regulations.

If you have any questions regarding NCAA rules and regulations, especially relating to interactions between representatives of MSU's athletics interests and prospective and currently enrolled student-athletes, please contact the Office of Compliance Services. MSU's athletics programs want and need your full cooperation to ensure that MSU wins the right way, both on and off the field.

Please do not hesitate to contact the Office of Compliance Services should you have any questions regarding NCAA or Big Ten rules.

Office of Compliance Services, Michigan State University  
223 Jenison Field House (517) 432-5510