














### Annual Seat Donations

-  \$5,000 per seat (Courtside Seats) – Orange
  -  \$2,500 per seat (Loge Seats) – Black
  -  \$2,000 per seat – Peach
  -  \$1,000 per seat – Light Blue
  -  \$500 per seat – Red
  -  \$300 per seat – Yellow
  -  \$150 per seat – Light Purple
  -  \$50 per seat – Dark Blue
  -  Non-Priority Seating – White
  -  Student Seating – Maroon
  -  Media Seating – Gray
  -  Visiting Team Seating – Olive Green
  -  Handicapped Seating – Light Green
- Sections B, D, K and M - \$300 per seat  
 Sections C and L - \$ 500 per seat  
 Sections CC,DD EE, JJ and LL - no seat donation

All seating plans are subject to change.