

2/26/06 MIT vs. Navy, UVM, Springfield Team Results



1 Navy - Team Score: 201.5

FX: 1. Cook, Brandon	9.15	PH: 1. Atzenbeck, Joseph	8.6	SR: 1. Blackman, Sean	9.15
2. Tam, Christopher	8.55	2. Stanton, Adam	8.4	2. Regelin, Grant	8.35
3. Fritz, Ty	8	3. Tam, Christopher	8	3. Peterman, Ben	8.3
4. Atzenbeck, Joseph	8	4. Peterman, Ben	7.4	4. Tam, Christopher	8.3
5. Peterman, Ben	7.75	5. Regelin, Grant	7.2	5. Stanton, Adam	7.9
6. Beaudette, Matt	7.55	6. Beaudette, Matt	6.6	6. Olson, Isaac	7.8
Event Total:	33.7	Event Total:	32.4	Event Total:	34.1
V: 1. Cook, Brandon	9.1	PB: 1. Stanton, Adam	8.4	HB: 1. Tam, Christopher	8.9
2. Regelin, Grant	8.75	2. Atzenbeck, Joseph	8.3	2. Peterman, Ben	8.5
3. Atzenbeck, Joseph	8.65	3. Regelin, Grant	7.95	3. Atzenbeck, Joseph	8.2
4. Lee, Ken	8.6	4. Peterman, Ben	7.8	4. Regelin, Grant	8.15
5. Fritz, Ty	8.6	5. Tam, Christopher	7.7	5. Olson, Isaac	8.05
6. Peterman, Ben	8.15	6. Beaudette, Matt	7.4	6. Beaudette, Matt	7.85
Event Total:	35.1	Event Total:	32.45	Event Total:	33.75

2 Springfield - Team Score: 183.7

FX: 1. Ferreira, J.J.	8.6	PH: 1. Davis, Matt	7.45	SR: 1. Malaby, Andrew	8.55
2. Malaby, Andrew	8.15	2. Fournier, Shawn	7.1	2. Novellano, Mark	7.9
3. Sloanhoffer, Ken	7.85	3. Kelly, Andrew	6.9	3. Swider, Steve	7.45
4. Fournier, Shawn	7.65	4. Swider, Steve	6.9	4. Eckhart, Donny	7.45
5. Hines, Aric	7.15	5. Hines, Aric	6.85	5. Hines, Aric	6.7
6. Kelly, Andrew	7	6. Reisweber, Harrison	6.15	6. Kelly, Andrew	6.55
Event Total:	32.25	Event Total:	28.35	Event Total:	31.35
V: 1. Malaby, Andrew	8.75	PB: 1. Eckhart, Donny	8.35	HB: 1. Swider, Steve	7.35
2. Hines, Aric	8.45	2. Hines, Aric	7.7	2. Sloanhoffer, Ken	6.75
3. Swider, Steve	8.4	3. Swider, Steve	7.4	3. Fusco, Paul	6.5
4. Ferreira, J.J.	8.3	4. Reisweber, Harrison	7.3	4. Eckhart, Donny	6.5
5. Novellano, Mark	8.2	5. Malaby, Andrew	7.25	5. Davis, Matt	5.7
6. Sloanhoffer, Ken	8	6. Kelly, Andrew	6.5	6. Kelly, Andrew	5
Event Total:	33.9	Event Total:	30.75	Event Total:	27.1

2/26/06 MIT vs. Navy, UVM, Springfield Team Results



-- MIT - Team Score: 181.95

FX: 1. Eisenstat, Zachery	8.25
2. Rasin, Boris	7.95
3. Heine, Matt	7.35
4. Caldwell, Tom	7.35
5. Coblenz, Josh	7.2
6. Steining, Joey	6.15
Event Total:	30.9

PH: 1. Rasin, Boris	7.6
2. Sutton, Brad	7.2
3. Eisenstat, Zachery	7
4. Caldwell, Tom	6.8
5. Coblenz, Josh	5.9
6. ----	---
Event Total:	28.6

SR: 1. Rasin, Boris	7.65
2. Heine, Matt	7.45
3. Eisenstat, Zachery	7.2
4. Coblenz, Josh	7.15
5. Perez, Luis	6.6
6. Caldwell, Tom	5.15
Event Total:	29.45

V: 1. Heine, Matt	8.45
2. Rasin, Boris	8.3
3. Sutton, Brad	8.25
4. Caldwell, Tom	7.7
5. Coblenz, Josh	7.15
6. Eisenstat, Zachery	7
Event Total:	32.7

PB: 1. Sutton, Brad	8.1
2. Rasin, Boris	7.6
3. Heine, Matt	7.5
4. Coblenz, Josh	7.45
5. Eisenstat, Zachery	7.15
6. Caldwell, Tom	6.95
Event Total:	30.65

HB: 1. Heine, Matt	8.1
2. Rasin, Boris	7.4
3. Caldwell, Tom	7.15
4. Coblenz, Josh	7
5. Sutton, Brad	6.7
6. ----	---
Event Total:	29.65

4 UVM - Team Score: 135.1

FX: 1. Anderson, Ian	7.05
2. Christiano, Matt	6.25
3. Fleming, Jason	6.2
4. Mudge, Angus	5.75
5. Mallon, Cyrus	4.5
6. ----	---
Event Total:	25.25

PH: 1. Anderson, Ian	7.15
2. Mudge, Angus	5.5
3. Christiano, Matt	3.4
4. Mallon, Cyrus	3
5. ----	---
6. ----	---
Event Total:	19.05


SR: 1. Anderson, Ian	6.1
2. Mudge, Angus	5.25
3. Mallon, Cyrus	3.75
4. Christiano, Matt	3.5
5. ----	---
6. ----	---
Event Total:	18.6

V: 1. Fleming, Jason	8.3
2. Anderson, Ian	7.95
3. Mudge, Angus	7.65
4. Christiano, Matt	7.1
5. Mallon, Cyrus	7
6. ----	---
Event Total:	31

PB: 1. Anderson, Ian	7.6
2. Mudge, Angus	5.5
3. Christiano, Matt	4.5
4. Fleming, Jason	4.2
5. Mallon, Cyrus	3.5
6. ----	---
Event Total:	21.8


HB: 1. Anderson, Ian	5.55
2. Fleming, Jason	4.9
3. Mudge, Angus	4.85
4. Christiano, Matt	4.1
5. Mallon, Cyrus	3
6. ----	---
Event Total:	19.4

2/26/06 MIT vs. Navy, UVM, Springfield All-Around Results



1	Tam, Christopher FX: 8.55 (8.5, 8.6)	Navy PH: 8 (8, 8)	# 420 SR: 8.3 (8.3, 8.3)	V: 8.35† (8.3, 8.4)	PB: 7.7 (7.6, 7.8)	HB: 8.9 (8.9, 8.9)	All-Around: 49.8
2	Regelin, Grant FX: 7.7† (7.8, 7.6)	Navy PH: 7.2 (7.2, 7.2)	# 416 SR: 8.35 (8.2, 8.5)	V: 8.75 (8.7, 8.8)	PB: 7.95 (7.9, 8)	HB: 8.15 (8.2, 8.1)	All-Around: 48.1
3	Peterman, Ben FX: 7.75 (7.9, 7.6)	Navy PH: 7.4 (7.5, 7.3)	# 414 SR: 8.3 (8.3, 8.3)	V: 8.15 (8, 8.3)	PB: 7.8 (7.7, 7.9)	HB: 8.5 (8.6, 8.4)	All-Around: 47.9
4	Rasin, Boris FX: 7.95 (8, 7.9)	MIT PH: 7.6 (7.7, 7.5)	# 105 SR: 7.65 (7.5, 7.8)	V: 8.3 (8.3, 8.3)	PB: 7.6 (7.5, 7.7)	HB: 7.4 (7.3, 7.5)	All-Around: 46.5
5	Hines, Aric FX: 7.15 (7.1, 7.2)	Springfield PH: 6.85 (6.7, 7)	# 209 SR: 6.7 (6.7, 6.7)	V: 8.45 (8.5, 8.4)	PB: 7.7 (7.6, 7.8)	HB: 5.9† (5.9, 5.9)	All-Around: 42.75
6	Coblentz, Josh FX: 7.2 (7, 7.4)	MIT PH: 5.9 (6, 5.8)	# 101 SR: 7.15 (7.1, 7.2)	V: 7.15 (7.1, 7.2)	PB: 7.45 (7.4, 7.5)	HB: 7 (7, 7)	All-Around: 41.85
7	Anderson, Ian FX: 7.05 (7.1, 7)	UVM PH: 7.15 (7.3, 7)	# 300 SR: 6.1 (6.2, 6)	V: 7.95 (7.9, 8)	PB: 7.6 (7.6, 7.6)	HB: 5.55 (5.5, 5.6)	All-Around: 41.4
8	Caldwel, Tom FX: 7.35 (7.4, 7.3)	MIT PH: 6.8 (6.9, 6.7)	# 100 SR: 5.15 (5, 5.3)	V: 7.7 (7.7, 7.7)	PB: 6.95 (7, 6.9)	HB: 7.15 (7.1, 7.2)	All-Around: 41.1
9	Kelly, Andrew FX: 7 (7, 7)	Springfield PH: 6.9 (6.7, 7.1)	# 210 SR: 6.55 (6.8, 6.3)	V: 8.3† (8.3, 8.3)	PB: 6.5 (6.4, 6.6)	HB: 5 (5, 5)	All-Around: 40.25
10	Mudge, Angus FX: 5.75 (5.7, 5.8)	UVM PH: 5.5 (5.5, 5.5)	# 306 SR: 5.25 (5.1, 5.4)	V: 7.65 (7.7, 7.6)	PB: 5.5 (5.7, 5.3)	HB: 4.85 (5, 4.7)	All-Around: 34.5
11	Christiano, Matt FX: 6.25 (6.2, 6.3)	UVM PH: 3.4 (3.4, 3.4)	# 301 SR: 3.5 (3.3, 3.7)	V: 7.1 (7.1, 7.1)	PB: 4.5 (4.5, 4.5)	HB: 4.1 (4, 4.2)	All-Around: 28.85
12	Mallon, Cyrus FX: 4.5 (4.5, 4.5)	UVM PH: 3 (3, 3)	# 305 SR: 3.75 (4, 3.5)	V: 7 (7, 7)	PB: 3.5 (3.5, 3.5)	HB: 3 (3, 3)	All-Around: 24.75

2/26/06 MIT vs. Navy, UVM, Springfield Floor Exercise Results




* Indicates Exhibition Performance

† Indicates score counts only for All-around

1	Cook, Brandon	Navy	9.15	(9.1, 9.2)
2	Ferreira, J.J.	Springfield	8.6	(8.6, 8.6)
3	Tam, Christopher	Navy	8.55	(8.5, 8.6)
4	Eisenstat, Zachery	MIT	8.25	(8.1, 8.4)
5	Malaby, Andrew	Springfield	8.15	(8.1, 8.2)
6	Atzenbeck, Joseph	Navy	8	(8, 8)
--	Fritz, Ty	Navy	8	(8, 8)
8	Rasin, Boris	MIT	7.95	(8, 7.9)
9	Sloanhoffer, Ken	Springfield	7.85	(7.8, 7.9)
10	Peterman, Ben	Navy	7.75	(7.9, 7.6)
11	Fournier, Shawn	Springfield	7.65	(7.7, 7.6)
12	Beaudette, Matt	Navy	7.55	(7.5, 7.6)
13	Caldwel, Tom	MIT	7.35	(7.4, 7.3)
--	Heine, Matt	MIT	7.35	(7.3, 7.4)
15	Coblentz, Josh	MIT	7.2	(7, 7.4)
16	Hines, Aric	Springfield	7.15	(7.1, 7.2)
17	Anderson, Ian	UVM	7.05	(7.1, 7)
18	Kelly, Andrew	Springfield	7	(7, 7)
19	Christiano, Matt	UVM	6.25	(6.2, 6.3)
20	Fleming, Jason	UVM	6.2	(6.2, 6.2)
21	Steininger, Joey	MIT	6.15	(6.2, 6.1)
22	Mudge, Angus	UVM	5.75	(5.7, 5.8)
23	Mallon, Cyrus	UVM	4.5	(4.5, 4.5)
†	24 Regelin, Grant	Navy	7.7	(7.8, 7.6)
*	25 Sklarsky, Josh	MIT	6.85	(6.8, 6.9)

2/26/06 MIT vs. Navy, UVM, Springfield Pommel Horse Results




* Indicates Exhibition Performance

† Indicates score counts only for All-around

1	Atzenbeck, Joseph	Navy	8.6	(8.6, 8.6)
2	Stanton, Adam	Navy	8.4	(8.3, 8.5)
3	Tam, Christopher	Navy	8	(8, 8)
4	Rasin, Boris	MIT	7.6	(7.7, 7.5)
5	Davis, Matt	Springfield	7.45	(7.3, 7.6)
6	Peterman, Ben	Navy	7.4	(7.5, 7.3)
7	Regelin, Grant	Navy	7.2	(7.2, 7.2)
--	Sutton, Brad	MIT	7.2	(7.2, 7.2)
9	Anderson, Ian	UVM	7.15	(7.3, 7)
10	Fournier, Shawn	Springfield	7.1	(7.1, 7.1)
11	Eisenstat, Zachery	MIT	7	(7, 7)
12	Kelly, Andrew	Springfield	6.9	(6.7, 7.1)
--	Swider, Steve	Springfield	6.9	(7, 6.8)
14	Hines, Aric	Springfield	6.85	(6.7, 7)
15	Caldwel, Tom	MIT	6.8	(6.9, 6.7)
16	Beaudette, Matt	Navy	6.6	(6.8, 6.4)
17	Reisweber, Harrison	Springfield	6.15	(6.1, 6.2)
18	Coblentz, Josh	MIT	5.9	(6, 5.8)
19	Mudge, Angus	UVM	5.5	(5.5, 5.5)
20	Christiano, Matt	UVM	3.4	(3.4, 3.4)
21	Mallon, Cyrus	UVM	3	(3, 3)

2/26/06 MIT vs. Navy, UVM, Springfield Still Rings Results



* Indicates Exhibition Performance

† Indicates score counts only for All-around

1	Blackman, Sean	Navy	9.15	(9.1, 9.2)
2	Malaby, Andrew	Springfield	8.55	(8.4, 8.7)
3	Regelin, Grant	Navy	8.35	(8.2, 8.5)
4	Tam, Christopher	Navy	8.3	(8.3, 8.3)
--	Peterman, Ben	Navy	8.3	(8.3, 8.3)
6	Stanton, Adam	Navy	7.9	(7.8, 8)
--	Novellano, Mark	Springfield	7.9	(8, 7.8)
8	Olson, Isaac	Navy	7.8	(7.7, 7.9)
9	Rasin, Boris	MIT	7.65	(7.5, 7.8)
10	Heine, Matt	MIT	7.45	(7.5, 7.4)
--	Swider, Steve	Springfield	7.45	(7.3, 7.6)
--	Eckhart, Donny	Springfield	7.45	(7.5, 7.4)
13	Eisenstat, Zachery	MIT	7.2	(7.1, 7.3)
14	Coblentz, Josh	MIT	7.15	(7.1, 7.2)
15	Hines, Aric	Springfield	6.7	(6.7, 6.7)
16	Perez, Luis	MIT	6.6	(6.6, 6.6)
17	Kelly, Andrew	Springfield	6.55	(6.8, 6.3)
18	Anderson, Ian	UVM	6.1	(6.2, 6)
19	Mudge, Angus	UVM	5.25	(5.1, 5.4)
20	Caldwel, Tom	MIT	5.15	(5, 5.3)
21	Mallon, Cyrus	UVM	3.75	(4, 3.5)
22	Christiano, Matt	UVM	3.5	(3.3, 3.7)

2/26/06 MIT vs. Navy, UVM, Springfield Vault Results




* Indicates Exhibition Performance

† Indicates score counts only for All-around

1	Cook, Brandon	Navy	9.1	(9.1, 9.1)
2	Regelin, Grant	Navy	8.75	(8.7, 8.8)
--	Malaby, Andrew	Springfield	8.75	(8.8, 8.7)
4	Atzenbeck, Joseph	Navy	8.65	(8.7, 8.6)
5	Fritz, Ty	Navy	8.6	(8.6, 8.6)
--	Lee, Ken	Navy	8.6	(8.7, 8.5)
7	Hines, Aric	Springfield	8.45	(8.5, 8.4)
--	Heine, Matt	MIT	8.45	(8.5, 8.4)
9	Swider, Steve	Springfield	8.4	(8.4, 8.4)
10	Rasin, Boris	MIT	8.3	(8.3, 8.3)
--	Fleming, Jason	UVM	8.3	(8.3, 8.3)
--	Ferreira, J.J.	Springfield	8.3	(8.4, 8.2)
13	Sutton, Brad	MIT	8.25	(8.2, 8.3)
14	Novellano, Mark	Springfield	8.2	(8.2, 8.2)
15	Peterman, Ben	Navy	8.15	(8, 8.3)
16	Sloanhoffer, Ken	Springfield	8	(8, 8)
17	Anderson, Ian	UVM	7.95	(7.9, 8)
18	Caldwel, Tom	MIT	7.7	(7.7, 7.7)
19	Mudge, Angus	UVM	7.65	(7.7, 7.6)
20	Coblentz, Josh	MIT	7.15	(7.1, 7.2)
21	Christiano, Matt	UVM	7.1	(7.1, 7.1)
22	Eisenstat, Zachery	MIT	7	(7, 7)
--	Mallon, Cyrus	UVM	7	(7, 7)
† 24	Tam, Christopher	Navy	8.35	(8.3, 8.4)
† 25	Kelly, Andrew	Springfield	8.3	(8.3, 8.3)

2/26/06 MIT vs. Navy, UVM, Springfield Parallel Bars Results




* Indicates Exhibition Performance

† Indicates score counts only for All-around

1	Stanton, Adam	Navy	8.4	(8.4, 8.4)
2	Eckhart, Donny	Springfield	8.35	(8.4, 8.3)
3	Atzenbeck, Joseph	Navy	8.3	(8.2, 8.4)
4	Sutton, Brad	MIT	8.1	(8, 8.2)
5	Regelin, Grant	Navy	7.95	(7.9, 8)
6	Peterman, Ben	Navy	7.8	(7.7, 7.9)
7	Tam, Christopher	Navy	7.7	(7.6, 7.8)
--	Hines, Aric	Springfield	7.7	(7.6, 7.8)
9	Rasin, Boris	MIT	7.6	(7.5, 7.7)
--	Anderson, Ian	UVM	7.6	(7.6, 7.6)
11	Heine, Matt	MIT	7.5	(7.5, 7.5)
12	Coblentz, Josh	MIT	7.45	(7.4, 7.5)
13	Swider, Steve	Springfield	7.4	(7.5, 7.3)
--	Beaudette, Matt	Navy	7.4	(7.3, 7.5)
15	Reisweber, Harrison	Springfield	7.3	(7.3, 7.3)
16	Malaby, Andrew	Springfield	7.25	(7.4, 7.1)
17	Eisenstat, Zachery	MIT	7.15	(7, 7.3)
18	Caldwel, Tom	MIT	6.95	(7, 6.9)
19	Kelly, Andrew	Springfield	6.5	(6.4, 6.6)
20	Mudge, Angus	UVM	5.5	(5.7, 5.3)
21	Christiano, Matt	UVM	4.5	(4.5, 4.5)
22	Fleming, Jason	UVM	4.2	(4.2, 4.2)
23	Mallon, Cyrus	UVM	3.5	(3.5, 3.5)

2/26/06 MIT vs. Navy, UVM, Springfield Horizontal Bar Results



* Indicates Exhibition Performance

† Indicates score counts only for All-around

1	Tam, Christopher	Navy	8.9	(8.9, 8.9)
2	Peterman, Ben	Navy	8.5	(8.6, 8.4)
3	Atzenbeck, Joseph	Navy	8.2	(8.3, 8.1)
4	Regelin, Grant	Navy	8.15	(8.2, 8.1)
5	Heine, Matt	MIT	8.1	(8.2, 8)
6	Olson, Isaac	Navy	8.05	(8.1, 8)
7	Beaudette, Matt	Navy	7.85	(7.9, 7.8)
8	Rasin, Boris	MIT	7.4	(7.3, 7.5)
9	Swider, Steve	Springfield	7.35	(7.3, 7.4)
10	Caldwel, Tom	MIT	7.15	(7.1, 7.2)
11	Coblentz, Josh	MIT	7	(7, 7)
12	Sloanhoffer, Ken	Springfield	6.75	(6.7, 6.8)
13	Sutton, Brad	MIT	6.7	(6.6, 6.8)
14	Eckhart, Donny	Springfield	6.5	(6.5, 6.5)
--	Fusco, Paul	Springfield	6.5	(6.6, 6.4)
16	Davis, Matt	Springfield	5.7	(5.4, 6)
17	Anderson, Ian	UVM	5.55	(5.5, 5.6)
18	Kelly, Andrew	Springfield	5	(5, 5)
19	Fleming, Jason	UVM	4.9	(5, 4.8)
20	Mudge, Angus	UVM	4.85	(5, 4.7)
21	Christiano, Matt	UVM	4.1	(4, 4.2)
22	Mallon, Cyrus	UVM	3	(3, 3)
† 23	Hines, Aric	Springfield	5.9	(5.9, 5.9)

2/26/06 MIT vs. Navy, UVM, Springfield

All Scores

(by Last Name)



1	Anderson, Ian FX: 7.05 (7.1, 7)	UVM PH: 7.15 (7.3, 7)	# 300 SR: 6.1 (6.2, 6)	V: 7.95 (7.9, 8)	PB: 7.6 (7.6, 7.6)	HB: 5.55 (5.5, 5.6)	Total Score: 41.4
2	Atzenbeck, Joseph FX: 8 (8, 8)	Navy PH: 8.6 (8.6, 8.6)	# 400 SR: 0 (0, 0)	V: 8.65 (8.7, 8.6)	PB: 8.3 (8.2, 8.4)	HB: 8.2 (8.3, 8.1)	Total Score: 41.75
3	Beaudette, Matt FX: 7.55 (7.5, 7.6)	Navy PH: 6.6 (6.8, 6.4)	# 401 SR: 0 (0, 0)	V: 0 (0, 0)	PB: 7.4 (7.3, 7.5)	HB: 7.85 (7.9, 7.8)	Total Score: 29.4
4	Blackman, Sean FX: 0 (0, 0)	Navy PH: 0 (0, 0)	# 402 SR: 9.15 (9.1, 9.2)	V: 0 (0, 0)	PB: 0 (0, 0)	HB: 0 (0, 0)	Total Score: 9.15
5	Caldwel, Tom FX: 7.35 (7.4, 7.3)	MIT PH: 6.8 (6.9, 6.7)	# 100 SR: 5.15 (5, 5.3)	V: 7.7 (7.7, 7.7)	PB: 6.95 (7, 6.9)	HB: 7.15 (7.1, 7.2)	Total Score: 41.1
6	Christiano, Matt FX: 6.25 (6.2, 6.3)	UVM PH: 3.4 (3.4, 3.4)	# 301 SR: 3.5 (3.3, 3.7)	V: 7.1 (7.1, 7.1)	PB: 4.5 (4.5, 4.5)	HB: 4.1 (4, 4.2)	Total Score: 28.85
7	Coblentz, Josh FX: 7.2 (7, 7.4)	MIT PH: 5.9 (6, 5.8)	# 101 SR: 7.15 (7.1, 7.2)	V: 7.15 (7.1, 7.2)	PB: 7.45 (7.4, 7.5)	HB: 7 (7, 7)	Total Score: 41.85
8	Cook, Brandon FX: 9.15 (9.1, 9.2)	Navy PH: 0 (0, 0)	# 405 SR: 0 (0, 0)	V: 9.1 (9.1, 9.1)	PB: 0 (0, 0)	HB: 0 (0, 0)	Total Score: 18.25
9	Davis, Matt FX: 0 (0, 0)	Springfield PH: 7.45 (7.3, 7.6)	# 201 SR: 0 (0, 0)	V: 0 (0, 0)	PB: 0 (0, 0)	HB: 5.7 (5.4, 6)	Total Score: 13.15
10	Eckhart, Donny FX: 0 (0, 0)	Springfield PH: 0 (0, 0)	# 202 SR: 7.45 (7.5, 7.4)	V: 0 (0, 0)	PB: 8.35 (8.4, 8.3)	HB: 6.5 (6.5, 6.5)	Total Score: 22.3
11	Eisenstat, Zachery FX: 8.25 (8.1, 8.4)	MIT PH: 7 (7, 7)	# 102 SR: 7.2 (7.1, 7.3)	V: 7 (7, 7)	PB: 7.15 (7, 7.3)	HB: 0 (0, 0)	Total Score: 36.6
12	Ferreira, J.J. FX: 8.6 (8.6, 8.6)	Springfield PH: 0 (0, 0)	# 203 SR: 0 (0, 0)	V: 8.3 (8.4, 8.2)	PB: 0 (0, 0)	HB: 0 (0, 0)	Total Score: 16.9
13	Fleming, Jason FX: 6.2 (6.2, 6.2)	UVM PH: 0 (0, 0)	# 302 SR: 0 (0, 0)	V: 8.3 (8.3, 8.3)	PB: 4.2 (4.2, 4.2)	HB: 4.9 (5, 4.8)	Total Score: 23.6
14	Fournier, Shawn FX: 7.65 (7.7, 7.6)	Springfield PH: 7.1 (7.1, 7.1)	# 204 SR: 0 (0, 0)	V: 0 (0, 0)	PB: 0 (0, 0)	HB: 0 (0, 0)	Total Score: 14.75
15	Fritz, Ty FX: 8 (8, 8)	Navy PH: 0 (0, 0)	# 407 SR: 0 (0, 0)	V: 8.6 (8.6, 8.6)	PB: 0 (0, 0)	HB: 0 (0, 0)	Total Score: 16.6
16	Fusco, Paul FX: 0 (0, 0)	Springfield PH: 0 (0, 0)	# 205 SR: 0 (0, 0)	V: 0 (0, 0)	PB: 0 (0, 0)	HB: 6.5 (6.6, 6.4)	Total Score: 6.5

17	Heine, Matt FX: 7.35 (7.3, 7.4)	MIT PH: 0 (0, 0)	# 103 SR: 7.45 (7.5, 7.4)	V: 8.45 (8.5, 8.4)	PB: 7.5 (7.5, 7.5)	HB: 8.1 (8.2, 8)	Total Score: 38.85
18	Hines, Aric FX: 7.15 (7.1, 7.2)	Springfield PH: 6.85 (6.7, 7)	# 209 SR: 6.7 (6.7, 6.7)	V: 8.45 (8.5, 8.4)	PB: 7.7 (7.6, 7.8)	HB: 5.9† (5.9, 5.9)	Total Score: 42.75
19	Kelly, Andrew FX: 7 (7, 7)	Springfield PH: 6.9 (6.7, 7.1)	# 210 SR: 6.55 (6.8, 6.3)	V: 8.3† (8.3, 8.3)	PB: 6.5 (6.4, 6.6)	HB: 5 (5, 5)	Total Score: 40.25
20	Lee, Ken FX: 0 (0, 0)	Navy PH: 0 (0, 0)	# 410 SR: 0 (0, 0)	V: 8.6 (8.7, 8.5)	PB: 0 (0, 0)	HB: 0 (0, 0)	Total Score: 8.6
21	Malaby, Andrew FX: 8.15 (8.1, 8.2)	Springfield PH: 0 (0, 0)	# 211 SR: 8.55 (8.4, 8.7)	V: 8.75 (8.8, 8.7)	PB: 7.25 (7.4, 7.1)	HB: 0 (0, 0)	Total Score: 32.7
22	Mallon, Cyrus FX: 4.5 (4.5, 4.5)	UVM PH: 3 (3, 3)	# 305 SR: 3.75 (4, 3.5)	V: 7 (7, 7)	PB: 3.5 (3.5, 3.5)	HB: 3 (3, 3)	Total Score: 24.75
23	Mudge, Angus FX: 5.75 (5.7, 5.8)	UVM PH: 5.5 (5.5, 5.5)	# 306 SR: 5.25 (5.1, 5.4)	V: 7.65 (7.7, 7.6)	PB: 5.5 (5.7, 5.3)	HB: 4.85 (5, 4.7)	Total Score: 34.5
24	Novellano, Mark FX: 0 (0, 0)	Springfield PH: 0 (0, 0)	# 212 SR: 7.9 (8, 7.8)	V: 8.2 (8.2, 8.2)	PB: 0 (0, 0)	HB: 0 (0, 0)	Total Score: 16.1
25	Olson, Isaac FX: 0 (0, 0)	Navy PH: 0 (0, 0)	# 413 SR: 7.8 (7.7, 7.9)	V: 0 (0, 0)	PB: 0 (0, 0)	HB: 8.05 (8.1, 8)	Total Score: 15.85
26	Perez, Luis FX: 0 (0, 0)	MIT PH: 0 (0, 0)	# 104 SR: 6.6 (6.6, 6.6)	V: 0 (0, 0)	PB: 0 (0, 0)	HB: 0 (0, 0)	Total Score: 6.6
27	Peterman, Ben FX: 7.75 (7.9, 7.6)	Navy PH: 7.4 (7.5, 7.3)	# 414 SR: 8.3 (8.3, 8.3)	V: 8.15 (8, 8.3)	PB: 7.8 (7.7, 7.9)	HB: 8.5 (8.6, 8.4)	Total Score: 47.9
28	Rasin, Boris FX: 7.95 (8, 7.9)	MIT PH: 7.6 (7.7, 7.5)	# 105 SR: 7.65 (7.5, 7.8)	V: 8.3 (8.3, 8.3)	PB: 7.6 (7.5, 7.7)	HB: 7.4 (7.3, 7.5)	Total Score: 46.5
29	Regelin, Grant FX: 7.7† (7.8, 7.6)	Navy PH: 7.2 (7.2, 7.2)	# 416 SR: 8.35 (8.2, 8.5)	V: 8.75 (8.7, 8.8)	PB: 7.95 (7.9, 8)	HB: 8.15 (8.2, 8.1)	Total Score: 48.1
30	Reisweber, Harrison FX: 0 (0, 0)	Springfield PH: 6.15 (6.1, 6.2)	# 213 SR: 0 (0, 0)	V: 0 (0, 0)	PB: 7.3 (7.3, 7.3)	HB: 0 (0, 0)	Total Score: 13.45
31	Sklarsky, Josh FX: 6.85* (6.8, 6.9)	MIT PH: 0 (0, 0)	# 108 SR: 0 (0, 0)	V: 0 (0, 0)	PB: 0 (0, 0)	HB: 0 (0, 0)	Total Score: 6.85
32	Sloanhoffer, Ken FX: 7.85 (7.8, 7.9)	Springfield PH: 0 (0, 0)	# 215 SR: 0 (0, 0)	V: 8 (8, 8)	PB: 0 (0, 0)	HB: 6.75 (6.7, 6.8)	Total Score: 22.6
33	Stanton, Adam FX: 0 (0, 0)	Navy PH: 8.4 (8.3, 8.5)	# 419 SR: 7.9 (7.8, 8)	V: 0 (0, 0)	PB: 8.4 (8.4, 8.4)	HB: 0 (0, 0)	Total Score: 24.7
34	Steininger, Joey FX: 6.15 (6.2, 6.1)	MIT PH: 0 (0, 0)	# 109 SR: 0 (0, 0)	V: 0 (0, 0)	PB: 0 (0, 0)	HB: 0 (0, 0)	Total Score: 6.15
35	Sutton, Brad FX: 0 (0, 0)	MIT PH: 7.2 (7.2, 7.2)	# 110 SR: 0 (0, 0)	V: 8.25 (8.2, 8.3)	PB: 8.1 (8, 8.2)	HB: 6.7 (6.6, 6.8)	Total Score: 30.25

36	Swider, Steve	Springfield # 217						
	FX: 0†	PH: 6.9	SR: 7.45	V: 8.4	PB: 7.4	HB: 7.35	Total Score: 37.5	
	(0, 0)	(7, 6.8)	(7.3, 7.6)	(8.4, 8.4)	(7.5, 7.3)	(7.3, 7.4)		
37	Tam, Christopher	Navy # 420						
	FX: 8.55	PH: 8	SR: 8.3	V: 8.35†	PB: 7.7	HB: 8.9	Total Score: 49.8	
	(8.5, 8.6)	(8, 8)	(8.3, 8.3)	(8.3, 8.4)	(7.6, 7.8)	(8.9, 8.9)		

* Indicates Exhibition Performance

† Indicates score counts only for All-around.

‡ Indicates score counts only for individual event.

2/26/06 MIT vs. Navy, UVM, Springfield

Final Scores

(by Team)



MIT

1	Caldwel, Tom FX: 7.35 (7.4, 7.3)	MIT PH: 6.8 (6.9, 6.7)	# 100 SR: 5.15 (5, 5.3)	V: 7.7 (7.7, 7.7)	PB: 6.95 (7, 6.9)	HB: 7.15 (7.1, 7.2)	Total Score: 41.1
2	Coblentz, Josh FX: 7.2 (7, 7.4)	MIT PH: 5.9 (6, 5.8)	# 101 SR: 7.15 (7.1, 7.2)	V: 7.15 (7.1, 7.2)	PB: 7.45 (7.4, 7.5)	HB: 7 (7, 7)	Total Score: 41.85
3	Eisenstat, Zachery FX: 8.25 (8.1, 8.4)	MIT PH: 7 (7, 7)	# 102 SR: 7.2 (7.1, 7.3)	V: 7 (7, 7)	PB: 7.15 (7, 7.3)	HB: 0 (0, 0)	Total Score: 36.6
4	Heine, Matt FX: 7.35 (7.3, 7.4)	MIT PH: 0 (0, 0)	# 103 SR: 7.45 (7.5, 7.4)	V: 8.45 (8.5, 8.4)	PB: 7.5 (7.5, 7.5)	HB: 8.1 (8.2, 8)	Total Score: 38.85
5	Perez, Luis FX: 0 (0, 0)	MIT PH: 0 (0, 0)	# 104 SR: 6.6 (6.6, 6.6)	V: 0 (0, 0)	PB: 0 (0, 0)	HB: 0 (0, 0)	Total Score: 6.6
6	Rasin, Boris FX: 7.95 (8, 7.9)	MIT PH: 7.6 (7.7, 7.5)	# 105 SR: 7.65 (7.5, 7.8)	V: 8.3 (8.3, 8.3)	PB: 7.6 (7.5, 7.7)	HB: 7.4 (7.3, 7.5)	Total Score: 46.5
7	Sklarsky, Josh FX: 6.85* (6.8, 6.9)	MIT PH: 0 (0, 0)	# 108 SR: 0 (0, 0)	V: 0 (0, 0)	PB: 0 (0, 0)	HB: 0 (0, 0)	Total Score: 6.85
8	Steininger, Joey FX: 6.15 (6.2, 6.1)	MIT PH: 0 (0, 0)	# 109 SR: 0 (0, 0)	V: 0 (0, 0)	PB: 0 (0, 0)	HB: 0 (0, 0)	Total Score: 6.15
9	Sutton, Brad FX: 0 (0, 0)	MIT PH: 7.2 (7.2, 7.2)	# 110 SR: 0 (0, 0)	V: 8.25 (8.2, 8.3)	PB: 8.1 (8, 8.2)	HB: 6.7 (6.6, 6.8)	Total Score: 30.25

* Indicates Exhibition Performance

† Indicates score counts only for All-around.

‡ Indicates score counts only for individual event.

Final Scores

(by Team)



Navy

1	Atzenbeck, Joseph FX: 8 (8, 8)	Navy PH: 8.6 (8.6, 8.6)	# 400 SR: 0 (0, 0)	V: 8.65 (8.7, 8.6)	PB: 8.3 (8.2, 8.4)	HB: 8.2 (8.3, 8.1)	Total Score: 41.75
2	Beaudette, Matt FX: 7.55 (7.5, 7.6)	Navy PH: 6.6 (6.8, 6.4)	# 401 SR: 0 (0, 0)	V: 0 (0, 0)	PB: 7.4 (7.3, 7.5)	HB: 7.85 (7.9, 7.8)	Total Score: 29.4
3	Blackman, Sean FX: 0 (0, 0)	Navy PH: 0 (0, 0)	# 402 SR: 9.15 (9.1, 9.2)	V: 0 (0, 0)	PB: 0 (0, 0)	HB: 0 (0, 0)	Total Score: 9.15
4	Cook, Brandon FX: 9.15 (9.1, 9.2)	Navy PH: 0 (0, 0)	# 405 SR: 0 (0, 0)	V: 9.1 (9.1, 9.1)	PB: 0 (0, 0)	HB: 0 (0, 0)	Total Score: 18.25
5	Fritz, Ty FX: 8 (8, 8)	Navy PH: 0 (0, 0)	# 407 SR: 0 (0, 0)	V: 8.6 (8.6, 8.6)	PB: 0 (0, 0)	HB: 0 (0, 0)	Total Score: 16.6
6	Lee, Ken FX: 0 (0, 0)	Navy PH: 0 (0, 0)	# 410 SR: 0 (0, 0)	V: 8.6 (8.7, 8.5)	PB: 0 (0, 0)	HB: 0 (0, 0)	Total Score: 8.6
7	Olson, Isaac FX: 0 (0, 0)	Navy PH: 0 (0, 0)	# 413 SR: 7.8 (7.7, 7.9)	V: 0 (0, 0)	PB: 0 (0, 0)	HB: 8.05 (8.1, 8)	Total Score: 15.85
8	Peterman, Ben FX: 7.75 (7.9, 7.6)	Navy PH: 7.4 (7.5, 7.3)	# 414 SR: 8.3 (8.3, 8.3)	V: 8.15 (8, 8.3)	PB: 7.8 (7.7, 7.9)	HB: 8.5 (8.6, 8.4)	Total Score: 47.9
9	Regelin, Grant FX: 7.7† (7.8, 7.6)	Navy PH: 7.2 (7.2, 7.2)	# 416 SR: 8.35 (8.2, 8.5)	V: 8.75 (8.7, 8.8)	PB: 7.95 (7.9, 8)	HB: 8.15 (8.2, 8.1)	Total Score: 48.1
10	Stanton, Adam FX: 0 (0, 0)	Navy PH: 8.4 (8.3, 8.5)	# 419 SR: 7.9 (7.8, 8)	V: 0 (0, 0)	PB: 8.4 (8.4, 8.4)	HB: 0 (0, 0)	Total Score: 24.7
11	Tam, Christopher FX: 8.55 (8.5, 8.6)	Navy PH: 8 (8, 8)	# 420 SR: 8.3 (8.3, 8.3)	V: 8.35† (8.3, 8.4)	PB: 7.7 (7.6, 7.8)	HB: 8.9 (8.9, 8.9)	Total Score: 49.8

* Indicates Exhibition Performance

† Indicates score counts only for All-around.

‡ Indicates score counts only for individual event.

Final Scores

(by Team)



Springfield

1	Davis, Matt	Springfield # 201	FX: 0 (0, 0)	PH: 7.45 (7.3, 7.6)	SR: 0 (0, 0)	V: 0 (0, 0)	PB: 0 (0, 0)	HB: 5.7 (5.4, 6)	Total Score: 13.15
2	Eckhart, Donny	Springfield # 202	FX: 0 (0, 0)	PH: 0 (0, 0)	SR: 7.45 (7.5, 7.4)	V: 0 (0, 0)	PB: 8.35 (8.4, 8.3)	HB: 6.5 (6.5, 6.5)	Total Score: 22.3
3	Ferreira, J.J.	Springfield # 203	FX: 8.6 (8.6, 8.6)	PH: 0 (0, 0)	SR: 0 (0, 0)	V: 8.3 (8.4, 8.2)	PB: 0 (0, 0)	HB: 0 (0, 0)	Total Score: 16.9
4	Fournier, Shawn	Springfield # 204	FX: 7.65 (7.7, 7.6)	PH: 7.1 (7.1, 7.1)	SR: 0 (0, 0)	V: 0 (0, 0)	PB: 0 (0, 0)	HB: 0 (0, 0)	Total Score: 14.75
5	Fusco, Paul	Springfield # 205	FX: 0 (0, 0)	PH: 0 (0, 0)	SR: 0 (0, 0)	V: 0 (0, 0)	PB: 0 (0, 0)	HB: 6.5 (6.6, 6.4)	Total Score: 6.5
6	Hines, Aric	Springfield # 209	FX: 7.15 (7.1, 7.2)	PH: 6.85 (6.7, 7)	SR: 6.7 (6.7, 6.7)	V: 8.45 (8.5, 8.4)	PB: 7.7 (7.6, 7.8)	HB: 5.9† (5.9, 5.9)	Total Score: 42.75
7	Kelly, Andrew	Springfield # 210	FX: 7 (7, 7)	PH: 6.9 (6.7, 7.1)	SR: 6.55 (6.8, 6.3)	V: 8.3† (8.3, 8.3)	PB: 6.5 (6.4, 6.6)	HB: 5 (5, 5)	Total Score: 40.25
8	Malaby, Andrew	Springfield # 211	FX: 8.15 (8.1, 8.2)	PH: 0 (0, 0)	SR: 8.55 (8.4, 8.7)	V: 8.75 (8.8, 8.7)	PB: 7.25 (7.4, 7.1)	HB: 0 (0, 0)	Total Score: 32.7
9	Novellano, Mark	Springfield # 212	FX: 0 (0, 0)	PH: 0 (0, 0)	SR: 7.9 (8, 7.8)	V: 8.2 (8.2, 8.2)	PB: 0 (0, 0)	HB: 0 (0, 0)	Total Score: 16.1
10	Reisweber, Harrison	Springfield # 213	FX: 0 (0, 0)	PH: 6.15 (6.1, 6.2)	SR: 0 (0, 0)	V: 0 (0, 0)	PB: 7.3 (7.3, 7.3)	HB: 0 (0, 0)	Total Score: 13.45
11	Sloanhoffer, Ken	Springfield # 215	FX: 7.85 (7.8, 7.9)	PH: 0 (0, 0)	SR: 0 (0, 0)	V: 8 (8, 8)	PB: 0 (0, 0)	HB: 6.75 (6.7, 6.8)	Total Score: 22.6
12	Swider, Steve	Springfield # 217	FX: 0† (0, 0)	PH: 6.9 (7, 6.8)	SR: 7.45 (7.3, 7.6)	V: 8.4 (8.4, 8.4)	PB: 7.4 (7.5, 7.3)	HB: 7.35 (7.3, 7.4)	Total Score: 37.5

* Indicates Exhibition Performance

† Indicates score counts only for All-around.

‡ Indicates score counts only for individual event.

Final Scores

(by Team)



UVM


1	Anderson, Ian FX: 7.05 (7.1, 7)	UVM PH: 7.15 (7.3, 7)	# 300 SR: 6.1 (6.2, 6)	V: 7.95 (7.9, 8)	PB: 7.6 (7.6, 7.6)	HB: 5.55 (5.5, 5.6)	Total Score: 41.4
2	Christiano, Matt FX: 6.25 (6.2, 6.3)	UVM PH: 3.4 (3.4, 3.4)	# 301 SR: 3.5 (3.3, 3.7)	V: 7.1 (7.1, 7.1)	PB: 4.5 (4.5, 4.5)	HB: 4.1 (4, 4.2)	Total Score: 28.85
3	Fleming, Jason FX: 6.2 (6.2, 6.2)	UVM PH: 0 (0, 0)	# 302 SR: 0 (0, 0)	V: 8.3 (8.3, 8.3)	PB: 4.2 (4.2, 4.2)	HB: 4.9 (5, 4.8)	Total Score: 23.6
4	Mallon, Cyrus FX: 4.5 (4.5, 4.5)	UVM PH: 3 (3, 3)	# 305 SR: 3.75 (4, 3.5)	V: 7 (7, 7)	PB: 3.5 (3.5, 3.5)	HB: 3 (3, 3)	Total Score: 24.75
5	Mudge, Angus FX: 5.75 (5.7, 5.8)	UVM PH: 5.5 (5.5, 5.5)	# 306 SR: 5.25 (5.1, 5.4)	V: 7.65 (7.7, 7.6)	PB: 5.5 (5.7, 5.3)	HB: 4.85 (5, 4.7)	Total Score: 34.5

* Indicates Exhibition Performance

† Indicates score counts only for All-around.

‡ Indicates score counts only for individual event.

2/26/06 MIT vs. Navy,UVM,Springfield Team Rosters



MIT:

Caldwel, Tom	# 100
Coblenz, Josh	# 101
Eisenstat, Zachery	# 102
Heine, Matt	# 103
Perez, Luis	# 104
Rasin, Boris	# 105
Sadegh, Cameron	# 106
Shao, Yin	# 107
Sklarsky, Josh	# 108
Steininger, Joey	# 109
Sutton, Brad	# 110

Navy:

Atzenbeck, Joseph	# 400
Beaudette, Matt	# 401
Blackman, Sean	# 402
Bourgeois, Nicholas	# 403
Chombeau, Jon Mic	# 404
Cook, Brandon	# 405
Ferris, David	# 406
Fritz, Ty	# 407
Godfrey, James	# 408
James, Trey	# 409
Lee, Ken	# 410
Mararac, Nick	# 411
Mehlmann, Rich	# 412
Olson, Isaac	# 413
Peterman, Ben	# 414
Phelan, Matt	# 415
Regelin, Grant	# 416
Ryerson, Bobby	# 417
Schmitz, Nicholas	# 418

Stanton, Adam	# 419
Tam, Christopher	# 420

Springfield:

Bolognese, Matthew	# 200
Davis, Matt	# 201
Eckhart, Donny	# 202
Ferreira, J.J.	# 203
Fournier, Shawn	# 204
Fusco, Paul	# 205
Garvin, Dan	# 206
George, Greg	# 207
Griffin, Christopher	# 208
Hines, Aric	# 209
Kelly, Andrew	# 210
Malaby, Andrew	# 211
Novellano, Mark	# 212
Reisweber, Harrison	# 213
Silva, Justin	# 214
Sloanhoffer, Ken	# 215
Stott, Steve	# 216
Swider, Steve	# 217
Vaughn, Patric	# 218

UVM:

Anderson, Ian	# 300
Christiano, Matt	# 301
Fleming, Jason	# 302
Grimm, Isaac	# 303
Hruska, Martin	# 304
Mallon, Cyrus	# 305
Mudge, Angus	# 306
Nazmack, Michael	# 307
Reilly, Stephen	# 308

Sandri, Ben	# 309
Sollins, Elie	# 310
Turner, T.J.	# 311