

## MIZZOU BASKETBALL SCHEDULE

### EXHIBITION SEASON

Date	Opponent	Time/ Res	TV/Score
Oct. 30	Missouri Southern	W, 114-68	ESPNU
<b>Nov. 2</b>	<b>Truman State</b>	<b>W, 87-48</b>	<b>MSN</b>
<b>Nov. 7</b>	<b>Central Missouri</b>	<b>W, 88-70</b>	<b>MSN</b>

### REGULAR SEASON

Date	Opponent	Time/ Res	TV/Score
<b>Nov. 11</b>	<b>SEMO</b>	<b>W, 83-68</b>	<b>MSN</b>
<b>Nov. 14</b>	<b>&amp; - Mercer</b>	<b>W, 81-63</b>	<b>MSN</b>
<b>Nov. 17</b>	<b>&amp; - Niagara</b>	<b>W, 83-52</b>	<b>MSN</b>
Nov. 21	\$ - Notre Dame	W, 87-58	ESPN2
Nov. 22	\$ - Cal	W, 92-53	ESPN2
<b>Nov. 27</b>	<b>Binghamton</b>	<b>W, 88-59</b>	<b>MSN</b>
<b>Dec. 2</b>	<b>Northwestern State</b>	<b>W, 90-56</b>	<b>MSN</b>
Dec. 6	# - Villanova	W, 81-71	ESPN
<b>Dec. 10</b>	<b>Navy</b>	<b>W, 84-59</b>	<b>MSN</b>
<b>Dec. 15</b>	<b>Kennesaw State</b>	<b>W, 104-67</b>	<b>MSN</b>
<b>Dec. 18</b>	<b>William &amp; Mary</b>	<b>W, 94-56</b>	<b>MSN</b>
Dec. 22	% - Illinois	W, 78-74	ESPN2
Dec. 30	Old Dominion	W, 75-68	ESPNU
<b>Jan. 3</b>	<b>*Oklahoma</b>	<b>W, 87-49</b>	<b>MSN</b>
Jan. 7	*Kansas State	L, 59-75	Big 12
Jan. 11	*Iowa State	W, 76-69	Big 12
<b>Jan. 14</b>	<b>*Texas</b>	<b>W, 84-73</b>	<b>ESPN2</b>
<b>Jan. 16</b>	<b>*Texas A&amp;M</b>	<b>W, 70-51</b>	<b>ESPN</b>
Jan. 21	*Baylor	W, 89-88	ESPN
Jan. 25	*Oklahoma State	L, 79-72	ESPN2
<b>Jan. 28</b>	<b>*Kansas Tech</b>	<b>W, 63-50</b>	<b>Big 12</b>
Jan. 30	*Texas	W, 67-66	ESPN
<b>Feb. 4</b>	<b>*Kansas</b>	<b>W, 74-71</b>	<b>ESPN</b>
Feb. 6	*Oklahoma	W, 71-68	ESPNU
<b>Feb. 11</b>	<b>*Baylor</b>	<b>W, 72-57</b>	<b>Big 12</b>
<b>Feb. 15</b>	<b>*Oklahoma State</b>	<b>8 p.m.</b>	<b>ESPN2</b>
Feb. 18	*Texas A&M	1 p.m.	ESPN
<b>Feb. 21</b>	<b>*Kansas State</b>	<b>6 p.m.</b>	<b>ESPN2</b>
Feb. 25	*Kansas	3 p.m.	CBS
<b>Feb. 29</b>	<b>*Iowa State</b>	<b>7 p.m.</b>	<b>Big 12</b>
March 3	*Texas Tech	3 p.m.	Big 12
Mar. 7-10	Big 12 Championship	TBA	TBA

### Home Games in Bold

& - CBE Classic Regional Rounds (Columbia, Mo.)  
 \$ - CBE Classic (Kansas City, Mo. - Sprint Center)  
 # - Jimmy V Classic (New York, N.Y. - Madison Square Garden)  
 % - Busch Braggini' Rights (St. Louis, Mo. - Scottrade Center)  
 \* - Big 12 Conference Game  
 ^ - Big 12 Tournament (Kansas City, Mo. - Sprint Center)  
 All Mizzou Basketball game times listed as Central Time.

## TELEVISION LISTINGS

### Mizzou vs. Oklahoma State

#### ESPN2

Today's contest can be seen on the following networks in the state of Missouri:

● National - ESPN2 and ESPN3.com

# 2011-12 MIZZOU BASKETBALL

## 3/3 University of Missouri Tigers (23-2, 10-2 Big 12) vs. Oklahoma State (12-13, 5-7 Big 12)

Tip-Off: 8 p.m.

Arena: Mizzou Arena (15,061)

TV: ESPN2 (Jon Sciambi - Play by Play / Fran Fraschilla - Analyst)

Radio: Tiger Radio Network (Mike Kelly - Play by Play / Gary Link - Analyst)

Rankings: MU: #3/3 (AP / ESPN/Coaches)

Series: MU leads 75-41 (Last meeting: OSU 79, MU 72 in Stillwater, Okla. - Jan. 24, 2012)

Coaches:

**Missouri:** Frank Haith (Elon '88); 152-103 overall (8th); 23-2 at Mizzou (1st season)

**Oklahoma State:** Travis Ford (Kentucky '94); 267-196 overall (15th) and 77-49 at OSU (4th season)

### Mizzou Starters (23-2) - Based on the most recent game

Pos.	No.	Name	HT	WT	YR	P/G	R/G	A/G	S/G	Hometown
F	10	Ricardo Ratliffe	6-8	240	Sr.	14.0	6.8	0.7	0.7	Hampton, Va.
G	12	Marcus Denmon	6-3	185	Sr.	18.0	5.3	2.4	1.5	Kansas City, Mo.
G	24	Kim English	6-6	200	Sr.	14.0	4.1	1.6	1.2	Baltimore, Md.
G	03	Matt Pressey	6-2	195	Sr.	7.1	3.3	1.7	1.0	Dallas, Texas
G	01	Phil Pressey	5-10	175	So.	9.7	3.4	5.8	2.3	Dallas, Texas

### Oklahoma State Starters (12-13) - Based on the most recent game

Pos.	No.	Name	HT	WT	YR	P/G	R/G	A/G	S/G	Hometown
F	02	Le'Bryan Nash	6-7	230	Fr.	13.3	4.9	1.5	0.6	Dallas, Texas
F	20	Michael Cobbins	6-8	220	RFr.	5.1	5.4	0.6	0.8	Amarillo, Texas
G	04	Brian Williams	6-5	205	RFr.	8.1	3.2	0.5	0.5	Baton Rouge, La.
G	12	Keiton Page	5-9	165	Sr.	14.4	1.8	2.3	1.3	Pawnee, Okla.
G	22	Markel Brown	6-3	190	So.	10.7	5.1	2.0	1.4	Alexandria, La.

### For Openers...

> The No. 3 Missouri basketball team hosts the Oklahoma State Cowboys at Mizzou Arena Wednesday, Feb. 15 at 8 p.m. on ESPN2 ... The Tigers will look to avenge a 79-72 loss in Stillwater on Jan. 25 ... The Tigers have a 75-41 advantage in the all-time series vs. the Cowboys, including a 44-7 edge in Columbia.

> Mizzou is currently a half-game back of Kansas in the Big 12 Conference standings with a 10-2 mark ... A win over the Cowboys would put the Tigers in a tie with the Jayhawks with five games remaining.

> With Saturday's win over Baylor, the Tigers are a perfect 3-0 in top-10 matchups this season and a perfect 9-0 against RPI top-50 teams ... The three wins are the most for Mizzou since the squad earned four top-10 wins during the 1989-90 season.

> Additionally, Mizzou's five wins against top-25 foes is tied for the most in the nation ... Michigan State, Notre Dame and Ohio State also have five wins.

> As Mizzou has improved on the road this season, it is worth noting that Mizzou has been nearly unbeatable at home over the last four years. In fact, the Tiger senior class is 65-3 inside Mizzou Arena in their careers, including a perfect 14-0 mark so far this year.

> Should Mizzou win on Wednesday, it would mark the Tigers' 101st win for the senior class, which would set Missouri's record for wins in a four-year period by a Tiger squad. The class's 100 wins is currently tied with the four-year mark of the 1979-83 squads ... Additionally, the senior class has a career winning percentage of 76.3 percent, second all-time at Mizzou to the 1983 senior class (.781).

> Mizzou is 10-2 in its first 12 Big 12 games this season, marking its best start in league place since 2008-09 when it opened 11-2. It is just the second time that Mizzou has been 10-2 in its first 12 Big 12 games in school history. Mizzou has also won 20 games for the fourth consecutive season, matching the school record.

> Mizzou is 4-0 this season in games decided by one possession. That shows a major transformation from last year's team that finished the season with a 4-6 record in such games.

> Senior **Marcus Denmon** now ranks 10th all-time in points at Mizzou after scoring 16 against Baylor on Saturday ... The guard has 1,605 in his career and is 68 points behind Rickey Paulding (1,673), who is ninth on the list.

> The Tigers proved in Saturday's win that the team has a number of ways to beat you ... Mizzou made season high 14 3-pointers against Baylor in the Feb. 11 game after carving up the Bears with 46 points in the paint in the first matchup of the teams on Jan. 21.

> Mizzou ranks third nationally in field goal percentage at 50.0 percent ... Additionally, the Tigers rank fourth in assist-turnover margin (1.52), sixth in turnover margin (+5.1), seventh in scoring (80.2), seventh in free throw shooting (.767) and 10th in turnovers per game (10.6).

> Senior **Ricardo Ratliffe** continues to lead the nation in field goal percentage at 73.7 percent ... The forward is 0.9 percent behind the all-time NCAA single-season record of 74.6 percent by Oregon State's Steve Johnson in 1981 ... Ratliffe is also on pace to obliterate MU's single-season mark of 67.6 percent by Jeff Warren in 1991.

# 2011-12 MIZZOU BASKETBALL ROSTER

No.	Name	Pos.	HT.	WT.	Class	Hometown (Last School)	Notes
1	Phil Pressey*	G	5-10	175	So.	Dallas, Texas (Dallas Episcopal)	Cousy Award Finalist; Leads Big 12 in steals (2.4), third in assists (5.8)
3	Matt Pressey*	G	6-2	195	Sr.	Dallas, Texas (Navarro CC)	Started all 25 games, reached double figures 9 times
10	Ricardo Ratliffe*	F	6-8	240	Sr.	Hampton, Va. (Central Florida CC)	Leads nation in FG% (.737); Has 4 double-doubles this year
11	Michael Dixon **	G	6-1	185	Jr.	Kansas City, Mo. (Lee's Summit West)	Leads all Big 12 sixth-men with 12.4 ppg
12	Marcus Denmon ***	G	6-3	185	Sr.	Kansas City, Mo. (Hogan Prep HS)	Second in Big 12 in scoring at 18.0 per game
21	Laurence Bowers ***	F	6-8	221	Sr.	Memphis, Tenn. (St. George's HS)	Will miss this season after tearing ACL in Oct.
23	Keion Bell	G	6-3	200	Sr.	Los Angeles, Calif. (Pepperdine)	Will sit out 2011-12 season due to NCAA transfer rules
24	Kim English ***	G	6-6	200	Sr.	Baltimore, Md. (Notre Dame Prep)	Shooting 50.2% from the floor, 46.7% from behind the arc
25	Jarrett Sutton ***	G	6-4	196	Sr.	Kansas City, Mo. (Oak Park)	Walk-on who graduated in May
31	Danny Feldmann	F	6-9	215	So.	Jefferson City, Mo. (Columbia)	Will sit out 2011-12 season due to NCAA transfer rules
32	Steve Moore ***	C	6-9	267	Sr.	Kansas City, Mo. (Truman HS)	Ranked 7th all-time at MU with 97 blocked shots
35	Andrew Jones	F	6-6	255	Sr.	Smithville, Mo. (Smithville)	Tight end for football team who joined the squad in late Nov.
33	Earnest Ross	G	6-5	222	Jr.	Cary, N.C. (Auburn)	Will sit out 2011-12 season due to NCAA transfer rules
44	Andy Rosburg	F	6-8	220	Jr.	St. Louis, Mo. (Marquette HS)	Joined team as a walk-on in Oct., has 2 years of eligibility

## COACHING STAFF

Head Coach — Frank Haith (Elon, 1988) 1st year at Mizzou

Assistant Coaches — Tim Fuller (Wake Forest, 2000) 1st year at Mizzou

Ernie Nestor (Alderson-Broadus College (1968) 1st year at Mizzou

Isaac Chew (Avila, 1999) 1st season at Mizzou

## PRONUNCIATION GUIDE

Keion

KEY-on

## Tale of the Tape

	Mizzou	Oklahoma State
Record:	23-2	12-13
FGM:	695	558
FGA:	1389	1344
FG %:	.500	.415
3pt FGM:	200	146
3pt FGA:	517	474
3FG %:	.387	.308
FTM:	414	406
FTA:	540	538
FT %:	.767	.755
Points:	2004	1668
Per Game:	80.2	66.7
Reb./Gm	32.4	33.4
Steals	8.8	6.4
Assists:	16.0	10.6
Blocks:	3.0	4.6

## Mizzou Quick Hitters

> Mizzou was scorching from behind the arc the last time out against Baylor, as the team shot 14-of-28 from 3-point land in the contest ... The 14 3-pointers were a season high and the most since the team made 17 against Oklahoma State on Jan. 30, 2010.

> Against Baylor, three different Tigers made four 3-point field goals (Denmon, Dixon and Phil Pressey) ... That marked the third time ever three different Mizzou players made at least four in a game ... It was also accomplished by Denmon, Dixon and English against Texas in 2010 and Anthony Peeler, Lee Coward and John McIntyre against Rutgers in 1990.

> The Tigers' 50 percent clip from behind the arc against Baylor marked the fourth time this season the team made at least half of its 3-point attempts ... The team also hit the mark against Mercer, Niagara and Oklahoma.

> In overall field goal percentage, the Tigers rank third nationally and first among power conferences at 50 percent. In fact, Mizzou has shot 50 percent or better 12 times this season and better than 60 percent twice.

> Additionally in the national rankings, the Tigers rank fourth in assist-turnover margin (1.52), sixth in turnover margin (+5.1), seventh in scoring (80.2), seventh in free throw shooting (.767) and 10th in turnovers per game (10.6).

> The Tigers lead the Big 12 in assists thanks in part to a full team effort in handing out the assists ... Mizzou is the only team in the Big 12 with three players who have at least 60 assists on the season ... **Phil Pressey** leads the way with 146, **Michael Dixon** is second on the team with 76 and **Marcus Denmon** has 60.

> Mizzou's 71-68 win at Oklahoma on Feb. 6 was its fifth road win of the season and its ninth away from Mizzou Arena this year. Mizzou won just two true road games last year and just six games away from Mizzou Arena. The Tigers have also won four Big 12 road games this season, a vast improvement from last year's team that had just one.

> Senior guard **Marcus Denmon** is on a tear the last three games, as he is averaging 23.3 points on 58.1 percent shooting from the floor and 53.8 percent shooting from behind the arc ... This three-game stretch comes after a five-game span where the senior shot just 29.7 percent from the field and 16.1 percent from 3-point land.

> Denmon now has 25 career 20-point games following his 25-point outing at Oklahoma on Feb. 6. With that, he becomes the 14th Tiger at least 25 20-point games in his career. Denmon is three 20-point games shy of cracking the all-time top 10 at Mizzou. Derrick Chievous is the school record holder with 68 in his career.

> Junior guard **Michael Dixon** has also been sensational over the last four games ... During the stretch, he is averaging 16.3 points, 5.0 assists and is shooting 66.7 percent (24-36) from the floor and 55.6 percent (10-18) from the 3-point line ... Dixon has outputs of 21 (Texas), 15 (Kansas), 13 (Oklahoma) and 16 (Baylor).

> In fact, Dixon has been arguably the nation's top sixth man this season as he is averaging 12.4 points per game and 3.0 assists per contest off the bench ... His 12.4 ppg average this season is first among Big 12 players with no starts this year ... In fact, he ranks first nationally in scoring among players without a start this season. Syracuse's Dion Waiters, who is averaging 12.2 points per game, ranks second.

> A pair of Tigers are shooting better than 88-percent from the charity stripe on the season, as **Marcus Denmon** checks in at .902 and **Michael Dixon** is right on his heels at .888. That ranks the duo seventh and 15th, respectively, nationally this season. They rank 2-3 in the Big 12 as well.

> Sophomore point guard **Phil Pressey** ranks fifth on MU's single-season assist list with 146 ... His next assist will tie him for fourth on the list ... Pressey is on pace to shatter Anthony Peeler's single season Mizzou record of 179, set back in 1989-90. Pressey was named one of 11 finalists for the Bob Cousy Award on Feb. 2.

> A key reason for the Tigers' success in league play has been their ability to get to the free throw line. As a team, Mizzou has made nearly as many free throws (182) as its opponents have attempted (187) and the Tigers are shooting 76.8 percent from the stripe as a team in Big 12 play. Mizzou has shot over 80 percent from the line 12 times this season, most recently with a 19-of-23 performance (.826) against Texas Tech. Mizzou has shot better than 80-percent from the line in four of nine Big 12 games. As a team, Mizzou has shot better than 70-percent in 20 of 25 games this season and is leading the Big 12 (.767), ranking seventh nationally.

> Overall, Missouri leads the Big 12 in eight different statistical categories: scoring offense (80.2), scoring margin (+16.2), free throw percentage (.767), field goal



percentage (.500), assists (16.0), steals (8.8) turnover margin (+5.2) and assist-turnover ratio (1.5).

> Much attention has been brought to the Tigers' four-guard lineup this season as an undersized **Kim English** plays the 4-spot for the Tigers. Obviously, English is one of best scorers in the Big 12 this season, but it has been what he has done defensively at the 4-spot during league play that makes the Tigers' four-guard lineup work. In fact, over the Tigers' 12 league games, the starting forward for the opposition is averaging just 6.5 points per game while committing 23 total turnovers in 12 games (1.9 per game).

> Staying on the topic of **Kim English**, the senior became the first Tiger to play 40 minutes in a game since 2003 (Rickey Paulding vs. Iowa State) as he played all 40 minutes against Texas.

> Senior **Ricardo Ratliffe** continues to lead the nation in field goal percentage at 73.7 percent. He is ahead of Mizzou's all-time single season record and just 0.9 percent behind the all-time NCAA single season record for field goal percentage. The current record is held by Oregon State's Steve Johnson (74.6) back in 1981.

> **Ricardo Ratliffe** tallied a flawless shooting night at Oklahoma on Feb. 6, going 6-of-6 with 15 points. That marked the third time this season that Ratliffe has connected on six or more field goals without a miss. A Mizzou player has done that just eight times in the Big 12 era and Ratliffe now has three of them this year - against Binghamton (7-of-7) and Villanova (8-of-8) and vs. OU.

> Ratliffe has also seen an improvement from the line lately as he is shooting 23-of-31 (74.2 percent) from the stripe in conference play, despite shooting just 19-of-33 (58 percent) in non-conference games.

> Sophomore point guard **Phil Pressey** dished 12 assists with just two turnovers in the Tigers' win over Texas Tech, good for his fifth game this season with 10 or more assists.

The 12 assists matched Pressey's career-best and ranks as the third-best single-game total in program history. Pressey also set a school record in the game, becoming the first-ever Tiger to post five games with 10 or more assists in a single season. Scott Sims (four 10+ assist games) had held the record in 1976-77.

> Pressey currently ranks third Big 12 in assists, averaging 5.84 per game but within striking distance of finishing first. Should he finish the season in that position, he would become the first Tiger to ever lead the Big 12 in assists per game. Pressey is also ahead of the single season Mizzou record for assists (179 by Anthony Peeler in 1989-90). Pressey is on pace to tally 181 total assists before the start of postseason play, meaning he could break the single-season record in the Tigers' regular season home finale' vs. Iowa State.

> **Phil Pressey** now has five games with 10 or more assists this season, and of course, Mizzou is undefeated in those contests. Looking into the numbers a little more, in those games the Tigers are averaging 84.0 ppg and Pressey has an assist-to-turnover ratio of 7.9. Also, the numbers show Pressey's ability to create easy shots for his teammates as Mizzou is averaging 37 ppg in the paint in those games despite running a four-guard lineup and the Tigers are shooting .505 as a team in those games.

> Pressey became just the third Tiger to post more than one career point-assist double-double on Jan. 14 with his 18-point, 10-assist performance against Texas. The only other Tigers to post more than one point-assist double-double are Scott Sims (four from 1976-77) and Stephon Hannah (two from 2006-08).

> Mizzou's win at No. 3 Baylor on Jan. 21 was its first win over at top-five team on the road since 1994 when the 12th-ranked Tigers knocked off fifth-ranked KU in Lawrence that year.

> **Phil Pressey** has been known all season for his play-

### Current Tiger Streaks (All-Games - Regular Season)

All Games	.....5 W
At Mizzou Arena	.....14 W
On The Road	.....2 W
Neutral Sites	.....4 W
Non-Conference (Home)	.....66 W
Non-Conference (Road)	.....2 W
Non-Conference (Neutral)	.....5 W
Big 12 Reg. Season Play	.....5 W
Big 12 (Home)	.....6 W
Big 12 (Road)	.....2 W

### Mizzou Career Totals

	2011-12	Career
<b>Double-Digit Scoring Games</b>		
Marcus Denmon	21	75
Ricardo Ratliffe	20	43
Kim English	18	65
Michael Dixon	16	45
Phil Pressey	13	23
Matt Pressey	9	15
Steve Moore	2	2
Laurence Bowers	-	41
<b>20-Point Scoring Games</b>		
Marcus Denmon	9	25
Ricardo Ratliffe	5	6
Kim English	3	14
Michael Dixon	2	2
Phil Pressey	1	1
Laurence Bowers	-	4
<b>7+ Rebounding Games</b>		
Ricardo Ratliffe	15	29
Marcus Denmon	6	9
Kim English	3	6
Steve Moore	1	2
Matt Pressey	1	2
Phil Pressey	1	1
Laurence Bowers	-	25
Michael Dixon	-	1
<b>5+ Assist Games</b>		
Phil Pressey	16	29
Mike Dixon	5	17
Marcus Denmon	3	5
Matt Pressey	1	2
Kim English	-	3
Laurence Bowers	-	1
<b>2+ Blocked Shot Games</b>		
Steve Moore	10	24
Ricardo Ratliffe	5	15
Kim English	1	3
Laurence Bowers	-	29
Matt Pressey	-	1
<b>3+ Steal Games</b>		
Phil Pressey	10	20
Marcus Denmon	5	20
Kim English	4	14
Michael Dixon	3	15
Matt Pressey	2	3
Ricardo Ratliffe	2	2
Steve Moore	1	2
Laurence Bowers	-	7
<b>4+ 3-Point Field Goal Games</b>		
Marcus Denmon	8	21
Kim English	7	18
Michael Dixon	2	3
Phil Pressey	1	3
<b>Double-Doubles</b>		
Ricardo Ratliffe	4	9
Phil Pressey	1	2
Marcus Denmon	1	1
Laurence Bowers	-	6
Kim English	-	2

## 2011-12 Tiger Starting Line-Ups

Opponent	Guard	Guard	Guard	Guard	Forward	Record **
SEMO	P. Pressey	M. Pressey	Denmon	English	Ratliffe	1-0
Mercer	P. Pressey	M. Pressey	Denmon	English	Ratliffe	2-0
Niagara	P. Pressey	M. Pressey	Denmon	English	Ratliffe	3-0
Notre Dame	P. Pressey	M. Pressey	Denmon	English	Ratliffe	4-0
California	P. Pressey	M. Pressey	Denmon	English	Ratliffe	5-0
Binghamton	P. Pressey	M. Pressey	Denmon	English	Ratliffe	6-0
Northwestern State	P. Pressey	M. Pressey	Denmon	English	Ratliffe	7-0
Villanova	P. Pressey	M. Pressey	Denmon	English	Ratliffe	8-0
Navy	P. Pressey	M. Pressey	Denmon	English	Ratliffe	9-0
Kennesaw State	P. Pressey	M. Pressey	Denmon	English	Ratliffe	10-0
William & Mary	P. Pressey	M. Pressey	Denmon	English	Ratliffe	11-0
Illinois	P. Pressey	M. Pressey	Denmon	English	Ratliffe	12-0
Old Dominion	P. Pressey	M. Pressey	Denmon	English	Ratliffe	13-0
Oklahoma	P. Pressey	M. Pressey	Denmon	English	Ratliffe	14-0
Kansas State	P. Pressey	M. Pressey	Denmon	English	Ratliffe	14-1
Iowa State	P. Pressey	M. Pressey	Denmon	English	Ratliffe	15-1
Texas	P. Pressey	M. Pressey	Denmon	English	Ratliffe	16-1
Texas A&M	P. Pressey	M. Pressey	Denmon	English	Ratliffe	17-1
Baylor	P. Pressey	M. Pressey	Denmon	English	Ratliffe	18-1
Oklahoma State	P. Pressey	M. Pressey	Denmon	English	Ratliffe	18-2
Texas Tech	P. Pressey	M. Pressey	Denmon	English	Ratliffe	19-2
Texas	P. Pressey	M. Pressey	Denmon	English	Ratliffe	20-2
Kansas	P. Pressey	M. Pressey	Denmon	English	Ratliffe	21-2
Oklahoma	P. Pressey	M. Pressey	Denmon	English	Ratliffe	22-2
Baylor	P. Pressey	M. Pressey	Denmon	English	Ratliffe	23-2
Oklahoma State						
Texas A&M						
Kansas State						
Kansas						
Iowa State						
Texas Tech						

\*\* - Running total of Missouri's overall record when this group is starting

## General Information

Location: ..... Columbia, Missouri  
Founded: ..... 1839  
Enrollment: ..... 33,805  
Nickname: ..... Tigers  
Colors: ..... Black and Old Gold  
Arena: ..... Mizzou Arena  
Opened: ..... 2004  
Capacity: ..... 15,061  
Affiliation: ..... NCAA Division I  
Conference: ..... Big 12  
Chancellor: ..... Brady Deaton  
Athletics Director: ..... Mike Alden  
Athletics Department Phone: . (573) 882-6501  
Ticket Off Phone: .....(573) 884-PAWS (7297)  
..... Or 1-800-CAT-PAWS

## History

Seasons of Basketball: ..... 106th  
First Season of Basketball: .....1906-07  
All-Time Record: .....1,523-1,041  
NCAA Tournament Appearances: .....24  
Last Appearance: .....2011  
NIT Appearances: ..... 7  
Last Appearance: .....2005

## Basketball Staff

Head Coach: ..... Frank Haith  
Alma Mater: ..... Elon (1988)  
Record at MU (Years): .....23-2 (1st year)  
Record Overall: ..... 152-103 (8th year)  
Basketball Office Phone: ..... (573) 882-3463  
Basketball Office Fax: ..... (573) 884-5965  
Assistant Coach ..... Tim Fuller  
Alma Mater: ..... Wake Forest (2000)  
Assistant Coach: ..... Ernie Nestor  
Alma Mater: .....Alderson-Broaddus (1968)  
Assistant Coach: ..... Isaac Chew  
Alma Mater: .....Avila (1999)  
Basketball Operations: .....Toby Lane  
Coord. of Basketball Operations: Tony Hanson  
Coord. of Video Operations..... Bryan Tibaldi  
Basketball Trainer: ..... Pat Beckmann  
Coach Haith Assistant..... Latisha Mayes  
Basketball Admin. Asst.: ... Tammy Armentrout

## 2011-12 Team Information

..... Total..Home ...Away  
2011-12 Record ..... 23-2..... 14-0.....5-2  
2011-12 Big 12 Record .... 10-2..... 6-0.....4-2  
Predicted Big 12 Finish: ..... 4th  
Starters Returning/Lost: ..... 5/0  
Letterwinner's Returning/Lost: ..... 9/1

## Media Relations

MRD Office Phone: ..... (573) 882-3241  
MRD Office Fax: ..... (573) 882-4720  
Mizzou Arena Press Row: ..... (573) 882-1442  
MU Athletics Website: .....www.mutigers.com

making ability on the offensive side of the ball, but the Tiger sophomore has been turning opponents over at a rapid pace over the last seven games. In fact, Pressey has 23 steals over his last eight games (2.9 per contest). He leads the Big 12 with 2.3 per game this season, ranking him 19th nationally.

> In fact, other individual Tigers are nabbing steals at a great rate. Mizzou currently has four players in the top-12 in steals among Big 12 players (Pressey, Denmon, Dixon and English). Baylor and Oklahoma State are the only other schools with more than one player in the top-12, as both teams have two.

> Senior guard **Marcus Denmon** was named one of 25 finalists for the John R. Wooden National Player of the Year Award as the foundation announced its midseason list of 25 on Jan. 17. Denmon leads the Tigers with 18.0 ppg and is second on the team in rebounding at 5.3 while boasting an assist-turnover ratio of 1.94 with 60 assists and just 31 turnovers.

> Those numbers place Denmon as one of the best rebounding guards in the nation. He just missed a double-double with 29 points and nine boards against KU and is the shortest player in the Big 12 that is currently ranked among the league's top 20 rebounders (18th at 5.3 rpg).

> Senior **Kim English** ranks 14th nationally in 3-point field goal percentage among players with 2.0 makes per game at 46.7-percent.

> Mizzou's starting backcourt (**Marcus Denmon, Phil Pressey, Matt Pressey**) is averaging a combined 12.0 rebounds per game this season. That backcourt does not include senior guard Kim English, who technically plays the No. 4 spot on the floor in the four-guard lineup. He averages 4.1 boards per game as Mizzou continues to have a positive rebounding margin despite running a four-guard rotation.

> Although the Tigers have won 16 games by 10 or more points this season, the team has been strong in close games. In MU's seven wins decided by nine or less points, the Tigers scored on 29 of their 35 total final possessions to pull away with wins in all seven games. Most recently, Mizzou pulled away from Oklahoma in Norman by just three points on Feb. 6.

> Senior **Marcus Denmon** ranks second in the Big 12 Conference in scoring at a 18.0 clip per contest ... The guard also leads the conference in 3-point field goals per game (2.76), second in free throw percentage (.902), fourth in steals (1.52), and is eighth in 3-point field goal percentage (.401).

> Mizzou dished 20 assists in back-to-back wins at Iowa State and at home against Texas and then dished 18 at Baylor. Mizzou has now dished 20 assists in six games this season - the Tigers surpassed 20 assists just six times all of last season and did not do it once in Big 12 play. The Tigers have done it twice in Big 12 play this season. Before the back-to-back 20-assist games over those two games, Mizzou had not posted 20 assists against a Big 12 team since Feb. 6, 2010, against Colorado. That spanned 29 league games. Mizzou dished 19 assists at Oklahoma Monday.

> Sixth man **Michael Dixon** combines with **Phil Pressey** to give the Tigers arguably the best 1-2 punch at point guard in the nation. Both were named to the Bob Cousy Watch List while Pressey is a finalist for the award that honors the nation's top point guard. The tandem averages a combined 22.1 ppg and 8.8 assists

per game with an assist-to-turnover margin of 2.27 with a combined 90 steals.

> Staying on that topic of steals vs. turnovers, Mizzou is third nationally with a steal-turnover margin of 0.84, trailing only Syracuse and VCU in that department. The Tigers have 221 steals and 264 turnovers, the latter of which gives MU just 10.56 turnovers per game, ranking 10th nationally.

> Mizzou has been amazingly efficient this season as it leads the nation in points per possession and is one of just three teams averaging more than a point per possession this season ... Mizzou is also No. 1 nationally in adjusted offense (Ken Pomeroy). That is a vast improvement from last year's team that finished 35th.

> Mizzou's win over Old Dominion on Dec. 30 gave the Tigers an unblemished 13-0 non-conference record ... It marks only the second time in program history that the team had an undefeated non-conference mark, joining the 1972-73 squad.

> Missouri finished the home non-conference schedule with an unblemished record for the sixth straight season ... The Tigers were 8-0 this year, 10-0 in 2010-11, 9-0 in 2009-10, 10-0 in 2008-09, 9-0 in 2007-08 and 11-0 in 2006-07.

> Seniors **Marcus Denmon** and **Kim English** continue to move up Missouri's all-time scoring list ... Denmon now has 1,605 in his career, which puts him 10th all-time at Mizzou ... Denmon needs 68 more points to tie Rickey Paulding for ninth all-time ... English stands at 1,412 points, good for 16th place ... He needs nine more points to tie John Brown for 15th.

> This year's seniors mark the one of the winningest class in Missouri Basketball program history...The class now has a record of 100-31 after seasons of 31-7 in 2008-09, 23-11 in 2009-10, 23-11 in 2010-11 and 22-2 so far this season ... The team's 77 wins over their first three seasons mark the most in the three-year stretch at Mizzou.

## Tiger Tidbits

### #1 Phil Pressey, 5-10, 175 Pounds

> Averaging 9.7 points, 5.8 assists, 3.4 rebounds and 2.3 steals per game.

>From Nov. 27 - Jan. 3, had nine consecutive games with at least five assists, which is a Mizzou record.

> Currently leads the Big 12 in steals (2.3), while ranking second in assists (5.8) and assist-turnover margin (2.5).

> If he leads finishes the season as the Big 12's assist leader, he would become the first Tiger ever to lead the league in assists.

> Has hit double-figures scoring in seven of his last 10 games.

> Notched a team high 12 points against Baylor, including making a career high four 3-pointers.

> Posted 10 points with two assists and four steals at Oklahoma State and had three points and a career-best 12 assists against Texas Tech.

> Had 13 points and five assists at Texas.

> Pressey has five 10-assist games this season, a Mizzou record. The previous record was Scott Sims in 1976-77 when he had four such games.

> Tallied a point-assist double-double with 18 points and 10 assists without a turnover, marking his second career point-assist double-double. He is one of just three Tigers to ever have more than one point-assist double-double.

> Is on pace to break Anthony Peeler's single season

assist record (179) and Peeler's record for assists through the first two years as a Tiger (281).  
 > Filled up the stat sheet at Iowa State with 12 points, five rebounds and five assists.  
 > Did so again at Baylor with 16 points, seven assists, six steals and five rebounds.  
 > Posted a career high 22 points against Mercer ... also grabbed five steals.  
 > Nabbed a career-best six steals at Baylor, marking the seventh-best single-game total in school history. It is also the second time he has nabbed six steals.  
 > Named one of 20 finalists for the Bob Cousy Award, which honors the nation's top point guard.  
 > His older brother Matt Pressey is a senior on this year's club and his father, Paul Pressey, is currently an assistant coach for Byron Scott and the Cleveland Cavaliers.

**#3 Matt Pressey, 6-2, 195 Pounds**

> Averaging 7.1 points, 3.3 rebounds and 1.7 assists per game ... Has started all 25 games this season.  
 > Had eight points and three steals in 27 minutes at Oklahoma State. The three steals in that game match his career-best.  
 > Led Mizzou with 14 points in the win at Iowa St.  
 > Scored season-high 15 points against Kennesaw St.  
 > Tied career highs with eight rebounds and five assists against Northwestern St. on Dec. 2  
 > Provided a spark at Baylor with 11 points on 4-of-6 shooting, including a 3-of-3 mark from distance.  
 > Came to Mizzou as a junior college All-American at Navarro College.  
 > His younger brother Phil Pressey is a sophomore on this year's club and his father, Paul Pressey, is currently an assistant coach for Byron Scott and the Cleveland Cavaliers.

**#10 Ricardo Ratliffe, 6-8, 240 Pounds**

> Averaging 14.0 points and a team-high 6.8 rpg.  
 > Ranks first nationally in shooting percentage at 73.7 (154-209) percent.

> On pace to obliterate MU's single-season field goal percentage record (67.6 by Jeff Warren in 1990-91).  
 > Shot over 80-percent in a game 10 times this season.  
 > Reached double digits 20 times this year.  
 > Has four double-doubles on the season.  
 > Earned Big 12 Player of the Week and Lute Olson National Player of the Week after averaging 22.0 ppg, 7.0 rpg on 76.2-percent shooting in wins at No. 3 Baylor and over Texas A&M.  
 > Tallied 27 points on 11-of-14 shooting - all-career-best totals - while grabbing eight rebounds at Baylor.  
 > Connected on 23-of-29 free throws in Big 12 play despite entering the conference as just a 58-percent free throw shooter on the season.  
 > Tallied 15 points on 6-of-6 shooting at Oklahoma while pulling in 10 boards.  
 > Now has three games this season in which he shot perfect (six or more field goals). A Mizzou player has done that just eight times in Big 12 era and he has done it three of those eight times.  
 > Posted a double-double with 25 points and 12 rebounds at Oklahoma State, good for his third of the season and eighth of his career.  
 > Tied a then-career high with 22 points on 10-of-11 shooting against Northwestern State.  
 > Posted his second 20-point effort with a team-high 21 points on 10-of-12 shooting against Texas.  
 > Earned preseason All-Big 12 honors along with teammates Marcus Denmon and Laurence Bowers this season. Last season he was named Big 12 Presesason and Postseason Newcomer of the Year as well as honorable mention All-Big 12. He was also named to the Big 12 All-Rookie Team in his first year at MU.  
 > Highly-coveted big man out of Central Florida College, that was twice named a first team NJCAA All-American. That made him one of only 13 players in NJCAA history to be named back-to-back first team All-American.

**#11 Michael Dixon, 6-1, 185 Pounds**

> Averaging 12.4 points, 2.0 rebounds, 3.0 assists and 1.3 steals per game this season.

**Mizzou in 2011-12 When ...**

Playing at home .....	14-0
Playing on the road .....	5-2
Playing on a neutral court .....	4-0
Big 12 games .....	10-2
Big 12 at home .....	6-0
Big 12 on the road .....	4-2
Following a win.....	20-2
Following a loss .....	2-0
Leading at half.....	21-0
Trailing at half.....	2-2
Tied at half.....	0-0
Shoots at least 50% .....	12-0
Shoots less than 50%.....	11-2
Opponent shoots 50%.....	5-1
Shoots more FT than Opp.....	18-2
Shoots fewer FT than Opp.....	4-0
Shoots same FT as Opp. ....	1-0
Makes more FT than Opp.....	20-2
Makes fewer FT than Opp. ....	3-0
Makes same FT as Opp.....	0-0
Scores 90-110 .....	4-0
Scores 80-89 .....	10-0
Scores 70-79 .....	7-1
Scores 69 or fewer.....	2-1
Leads in rebounding .....	12-0
Trails in rebounding.....	11-2
Tied in rebounding .....	0-0
More turnovers than Opp. ....	1-0
Fewer turnovers than Opp. ....	22-1
Same turnovers as Opp .....	0-1
In November.....	6-0
In December .....	7-0
In January .....	7-2
In February .....	3-0
In March .....	0-0
Margin between 1-5 .....	5-0
Margin between 6-10.....	3-1
Margin between 11-20.....	6-1
Margin 20+ .....	9-0
Overtime Games .....	0-0

**2011-12 Tiger Scoring Superlatives**

Opponent	Bench	2nd Chance	Paint	Off Turnovers	Fast Break
MU / SEMO	12/18	14/8	36/42	18/16	10/6
MU / Mercer	20/24	6/4	26/22	21/8	6/4
MU / Niagara	15/12	8/4	24/22	16/2	8/5
MU / vs. Notre Dame	15/11	4/4	44/22	14/6	12/0
MU / vs. Cal	28/18	11/8	34/22	23/12	6/0
MU / Binghamton	26/16	14/4	38/18	35/7	14/2
MU / Northwestern St.	23/24	26/12	50/22	24/6	18/4
MU / vs. Villanova	7/16	11/10	31/20	16/14	24/8
MU / Navy	12/13	15/8	36/22	16/12	6/8
MU / Kennesaw State	32/14	25/13	62/26	29/8	16/4
MU / William & Mary	42/12	10/15	48/24	16/4	14/2
MU / vs. Illinois	20/19	10/8	32/42	12/17	13/2
MU / at Old Dominion	8/29	10/8	43/32	16/18	17/2
MU / Oklahoma	17/2	14/4	36/10	11/7	8/2
MU / at Kansas State	18/17	6/11	18/46	11/21	2/4
MU / at Iowa State	22/5	12/6	40/20	16/11	2/2
MU / Texas	8/5	10/17	34/26	20/2	13/2
MU / Texas A&M	19/13	13/16	22/16	20/9	8/4
MU / at Baylor	10/3	18/11	46/52	20/22	0/2
MU / at Oklahoma State	4/6	16/6	36/34	20/6	14/8
MU / Texas Tech	9/36	7/4	20/20	27/8	8/2
MU / at Texas	22/13	6/22	34/38	14/12	10/6
MU / Kansas	17/9	0/8	24/32	25/21	4/2
MU / at Oklahoma	13/8	7/12	28/12	18/16	10/0
MU / Baylor	19/15	5/21	14/26	20/8	4/3
MU / Oklahoma State					
MU / at Texas A&M					
MU / Kansas State					
MU / at Kansas					
MU / Iowa State					
MU / at Texas Tech					

## Big 12 Conference Standings

Team	Big 12	Overall
Kansas	11-2 .846	21-5 .808
Missouri	10-2 .833	23-2 .920
Baylor	9-4 .692	22-4 .846
Iowa State	8-5 .615	18-8 .692
Texas	6-6 .500	16-9 .640
Kansas State	6-7 .462	17-8 .680
Oklahoma State	5-7 .417	12-13 .480
Oklahoma	3-9 .250	13-11 .542
Texas A&M	3-9 .250	12-12 .500
Texas Tech	1-11 .083	8-16 .333

## Games Around The Big 12 Conference

### Monday, Feb. 13

Baylor 79, Iowa State 64  
Kansas 59, Kansas State 53

### Tuesday, Feb. 14

Texas A&M at Texas Tech 6 p.m.  
Texas at Oklahoma 7 p.m.

### Wednesday, Feb. 15

Oklahoma State at Missouri 8 p.m.

### Saturday, Feb. 18

Kansas State at Baylor 12:30 p.m.  
Oklahoma at Iowa State 12:30 p.m.  
Missouri at Texas A&M 1 p.m.  
Texas at Oklahoma State 3 p.m.  
Texas Tech at Kansas 7 p.m.

### Monday, Feb. 20

Baylor at Texas 8 p.m.

> His 12.4 ppg average is first among Big 12 players who have yet to start a game this season and is tied for first nationally with Syracuse's Dion Waiters.

> Reached double figures 16 times this season, including 11 of the last 15 games.

> Averaging 16.3 points, 5.0 assists and is shooting 66.7 percent (24-36) from the floor and 55.6 percent (10-18) from the 3-point line over his last four games.

> Had 16 points and six assists against Baylor on Feb. 11.

> Scored 21 points on 9-of-10 shooting against Texas.

> Had 30 points off the bench against William & Mary which were the most by a Tiger bench player since Greg Church had 31 against Kansas State on March 1, 1989.

> Currently the all-time leader at MU in free throw percentage at 85.3 percent after making 79-of-89 so far this season ... He entered the season ranked fourth ... He is 216-of-253 in his career.

> Ranks 18th nationally and third in the Big 12 in free throw percentage (.888). Also ninth in the Big 12 in steals (1.32) and is 10th in assists (3.04)

> Named to the Bob Cousy Award Watch List.

### #12 Marcus Denmon, 6-3, 185 Pounds

> Named to the John Wooden Award Midseason Top 25 list as a finalist for the most prestigious award in college basketball.

> Averaging 18.0 points to go along with 5.3 rebounds and is shooting 45.9 percent from the field and 90.2 percent from the foul line this year.

> Reached double figures in 21 games this season and 30 of the last 34 games, dating back to last season.

> Ranked seventh nationally in free throw percentage (.902).

> Ranks second in the Big 12 Conference in scoring at a 18.0 clip per contest ... The guard also leads the conference in 3-point field goals per game (2.76), second in free throw percentage (.902), fourth in steals (1.52), and is eighth in 3-point field goal percentage (.401).

> Had a huge game against Kansas, scoring 29 points on 10-of-16 shooting (6-of-9 from 3-point range) while pulling in nine boards ... Scored nine straight points in 1:12 to rally the Tigers from down eight to up one while helping Mizzou close that game on an 11-0 run, securing the comeback.

> Followed that with a 25-point outing at Oklahoma.

> Posted his first career double-double with 18 points and a career-best 11 boards against Texas.

> Dished out a career high seven assists against no turnovers at Iowa State.

> Poured in a career-high 31 points against Northwestern State on Dec. 2 thanks to a career-high seven treys ... The 31 points were the most for a Tiger since DeMarre Carroll had 31 against Iowa State on Feb. 7, 2009 ... He followed that with a 28-point outing against Villanova, making him the first Tiger since Thomas Gardner (2005-06) to score at least 28 points in back-to-back games.

> Had 17 second half points against Old Dominion to lead the Tigers to the victory ... Finished the game with 19 points, five assists and three steals.

> Scored 20 or more points eight times this season and 24 times in his career, which is 16th all-time at MU.

> Is the first Tiger since Thomas Gardner in 2006 to score 28 in back-to-back games after netting 28 vs. Villanova.

> Now has 1,605 points in his career, which puts him 10th all-time at Mizzou ... Denmon needs 63 more points to tie Rickey Paulding for ninth all-time.

> Named to the 2011 preseason All-Big 12 team, the Wooden Watch List and the Naismith Watch List.

> He was voted as one of the top seniors by Rivals.com

coming off of an impressive 2011 season that earned him 2011 All-Big 12 First Team honors along with 2011 NABC All-District and 2011 USBWA All-District awards as well.

> Over the summer, Denmon played for team USA at the World University Games in China where he started four games and averaged 7.6 points and 1.9 steals while leading the team in steals with 15.

### #21 Laurence Bowers, 6-3, 185 Pounds

> Bowers will miss the 2011-12 season after suffering an ACL injury in preseason practice.

> Earned preseason All-Big 12 honors.

> Coming off of an incredible junior season where he earned honorable mention All-Big 12 honors and was chosen for the Big 12 All-Defensive Team.

> Averaged 11.6 points, 6.1 rebounds, 1.4 assists and 1.8 blocks per game and made 27 starts in 2010-11.

> Finished second in the Big 12 with 62 blocked shots, the third most in school history and most-ever by a Tiger junior. He blocked eight shots against Colorado to tie Arthur Johnson for most rejections in a game.

> He recorded the first 20-point, nine-rebound, six-steal game in school history vs. Baylor.

### #24 Kim English, 6-6, 200 Pounds

> Tied for second on the team with 14.0 points per contest, while shooting 50.2 percent from the floor and 46.7 percent from 3-point land.

> Reached double figures in 18 of 25 games so far this season, including 23 in the Big 12 opener against Oklahoma and 22 against Texas Tech.

> Ranks 14th nationally in 3-point field goal percentage (.474) among players with at least 2.0 3-pointers per game.

> Leads the Big 12 in 3-point field goal percentage, is seventh in 3-pointers made and 10th in scoring.

> Has made 57 treys so far this season for an average of 2.28 per game.

> Notched a career high 29 points against Binghamton.

> He scored his 1,000th point last season.

> English stands at 1,412 points, good for 16th place ... He needs nine more point to tie John Brown for 15th.

> He and Marcus Denmon need four games played this season to break the school record (134) set by Mike Sandbothe.

### #25 Jarrett Sutton, 6-4, 196 Pounds

> Tied a career high with six points against Cal in the CBE Classic title game.

> Played in nine games this season and grabbed two rebounds against Niagara.

> Graduated from Mizzou in the spring of 2011

> Tied a career high with 13 games played as a junior and scored a career-high four points vs. Central Arkansas in 11 minutes of play.

> Hit his only shot attempt, a three-pointer, to finish with three points and an assist against Missouri Southern.

### #32 Steve Moore, 6-9, 267 Pounds

> Shooting 53.6 percent from the field this year while averaging 3.2 ppg, 2.8 rpg, with 33 blocks, 17 steals and has 11 charges in just 16.0 minutes per game.

> Ranks eighth in the Big 12 with 1.32 blocks per game.

> Had a career day at Iowa State with a career high tying 10 points and a personal best 9 rebounds.

> Posted a career high 10 points against #20/18 Cal ... Also had three blocks, three steals, two rebounds and two assists.

> With a block against Texas, now has 95 in his career to rank seventh all-time me at Mizzou.

### #35 Andrew Jones, 6-5, 255

> Tight end for football coach Gary Pinkel who decided to give basketball a shot.  
 > Scored his first career points on two free throws against William & Mary ... Following the game headed right to football practice.  
 > Tallied a career-bets two rebounds and had a point in the Big 12 opener against Oklahoma.

### #44 Andy Rosburg, 6-8, 220 Pounds

> Played in nine games so far this season.  
 > Scored his first career points in the Tigers' win over Kennesaw State and followed with two points against William & Mary the next game out.  
 > Joined the team in October as a walk-on.  
 > Is a senior academically but has two years of eligibility remaining.  
 > Played four seasons at Marquette High School, averaging 13.2 points and 9.6 rebounds as a senior.  
 > Brother, Ryan, will play for MU next season.

### About Oklahoma State

> The Cowboys enter Mizzou Arena with a 12-13 overall record and a 5-7 mark in Big 12 play ... Their last time out, the Cowboys suffered an 81-66 loss at Kansas.  
 > Senior Keiton Page leads the team with 14.4 points and 2.3 assists per contest.  
 > Freshman Le'Bryan Nash ranks second on the squad with 13.3 points ... Nash had a career high 27 against the Tigers on Jan. 25, including 19 in the second half.

### Series vs. Baylor

> Mizzou leads the all-time series with Oklahoma State, 75-41 ... However, the Cowboys earned a 79-72 win in the last meeting.  
 > Mizzou leads 44-7 all-time in Columbia.

### Mizzou-Baylor Recap

> Mizzou improved to 3-0 in top-10 matchups this season with a 72-57 win over No. 6 Baylor on Saturday.  
 > The Tigers made a season high 14 3-pointers in the contest and shot 50 percent from behind the arc.  
 > **Phil Pressey** paced the Tigers with 19 points, while **Marcus Denmon** and **Michael Dixon** each had 16 points and six assists.  
 > Mizzou used a 14-1 run in the second half to turn a one-point advantage, 38-37, into a 14-point lead, 52-38.

### Denmon Named to Naismith, Wooden Watch Lists

Senior Marcus Denmon was named to the 2011-12 Naismith preseason watch list, announced by the Atlanta Tipoff Club.  
 > Denmon was named a preseason candidate for the prestigious John R. Wooden Player of the Year trophy announced by The Los Angeles Athletic Club.  
 > He was also dubbed a preseason All-American by Blue Ribbon Magazine.

### Pressey Named Cousy Award Finalist

The Naismith Memorial Basketball Hall of Fame announced its candidates for the 2012 Bob Cousy Collegiate Point Guard of the Year Award and Pressey was one of 11 finalists announced. The annual honor, recognizes the top point guard this season.  
 > Pressey has arguably been the Big 12's top point guard all season long as he and Baylor's Pierre Jackson are the only two Big 12 student-athletes to appear on the list of 11.

### Tigers Can't Seem to Miss

Through 25 games this season, the Tigers are shooting

50.0 percent from the field, which is second nationally and first among teams in power six conferences.

> As a team, Mizzou has shot over 50 percent 12 times this season and at least 60 percent twice ... All of last season, the Tigers shot at least 50 percent just 10 times.  
 > In consecutive games in mid-December, the Tigers eclipsed the 60 percent mark in both contests ... Mizzou shot 60.0 (39-65) percent against Kennesaw State and 60.3 (35-58) percent against W&M.  
 > That marked the first time in the 3-point era Missouri has accomplished this feat ... The squad last did it twice in the 1985-86 season ... The 1979-80 team also did it three times ... That 1979-80 team still holds the NCAA single-season mark for field goal percentage at 57.3 percent.

### Last Consecutive 60+ Percent Games

2011-12  
 60.0 (39-65) vs. Kennesaw State, Dec. 15  
 60.3 (35-58) vs. William & Mary, Dec. 18

### 1985-86

66.0 (35-53) vs. Kansas State, Feb. 26  
 60.4 (32-53) vs. Colorado, March 1  
 61.4 (27-44) vs. Nebraska, Feb. 8  
 60.0 (30-50) vs. Virginia, Feb. 9

### Ratliffe is Nation's Top Shooter

Senior **Ricardo Ratliffe** ranks first nationally with a 73.7 (154-of-209) field goal percentage through 25 games.

> If he keeps at his current shooting rate for the rest of the season, Ratliffe would obliterate Mizzou's single-season shooting record, 67.6, which was set by Jeff Warren in 1990-91.

> He is currently 0.9 percent behind the all-time NCAA single season record of 74.6 percent set by Oregon State's Steve Johnson in 1981.

### Winningest Four-Year Stretches at Mizzou

Missouri Basketball is looking to continue its impressive winning trend over the last four seasons, which has seen the club win 100 games since the start of the 2008-09 campaign.

> The Tigers have won 20 games in four consecutive years, including a school record 31 wins during that run to the Elite Eight three seasons ago.

> Additionally, with 20 wins this season, it marks just the third-ever four-year period with 20 wins in each season joining 80-83 (25, 22, 27, 26) and 89-92 (29, 26, 20, 21).

### Place Years Wins

1.	2009-12	100
	1979-83	100
3.	1987-90	98
4.	1989-92	96
5.	1988-91	94

### Pressey Dishing Out the Assists

Sophomore **Phil Pressey** is now averaging 5.84 assists per game on the season to rank second in the Big 12 ...

> His season total of 146 ranks fifth on Mizzou's single-season assist list ... He will move into a tie for fourth with Wesley Stokes (2001-02) with his next assist.

> Pressey is also on pace to break the single-season assist average, which stands at 5.8, which Anthony Peeler accomplished in 1989-90.

> Pressey is the only player in MU history to record at least five assists in nine straight games, which he accomplished from Nov. 27 - Jan 3. He was tied with Antony Peeler as the only Tigers to have five or more assists in seven straight games.

## Top 25 National Rankings

### USA Today / ESPN Top 25 Coaches Poll

Rk.	School	Rec.	Points
1	Kentucky (31)	25-1	775
2	Syracuse	25-1	744
3	Missouri	23-2	713
4	Duke	21-4	649
5	Kansas	20-5	628
6	Ohio State	21-4	618
7	North Carolina	21-4	592
8	Michigan State	20-5	588
9	Georgetown	19-5	476
10	Baylor	21-4	464
11	UNLV	22-4	455
12	Florida	19-6	388
13	Marquette	21-5	386
14	Murray State	24-1	359
15	San Diego State	20-4	284
16	Saint Mary's	23-3	274
17	Wisconsin	19-6	255
18	Louisville	20-5	236
19	Michigan	19-7	190
20	Indiana	19-6	188
21	Florida State	17-7	145
22	Virginia	19-5	134
23	Mississippi State	19-6	95
24	Gonzaga	20-4	84
25	Notre Dame	17-8	76

### OTHERS RECEIVING VOTES:

Wichita State 63, Temple 48, Creighton 30, Harvard 22, Nevada 21, New Mexico 17, Long Beach State 17, California 15, Southern Miss 12, Drexel 11, Middle Tennessee 8, Iowa State 7, Saint Louis 4, Virginia Commonwealth 3, Texas-Arlington 1

### Associated Press Top 25 Poll

Rk.	School	Rec.	Points
1	Kentucky (63)	25-1	1,623
2	Syracuse (2)	25-1	1,559
3	Missouri	23-2	1,498
4	Kansas	20-5	1,356
5	Duke	21-4	1,336
6	Ohio State	21-4	1,284
7	Michigan State	20-5	1,283
8	North Carolina	21-4	1,227
9	Baylor	21-4	1,064
10	Georgetown	19-5	983
11	UNLV	22-4	976
12	Marquette	21-5	810
13	San Diego State	20-4	688
14	Florida	19-6	675
15	Wisconsin	19-6	635
16	Murray State	24-1	600
17	Michigan	19-7	562
18	Indiana	19-6	430
19	Louisville	20-5	421
20	Florida State	17-7	406
21	Saint Mary's	23-3	377
22	Virginia	19-5	337
23	Notre Dame	17-8	231
24	Gonzaga	20-4	221
24	Wichita State	22-4	221

### OTHERS RECEIVING VOTES:

Temple 122, Mississippi State 108, Creighton 20, Brigham Young 12, New Mexico 12, Long Beach State 12, Iowa State 10, Southern Miss 7, Harvard 6, Saint Louis 5, California 3, Vanderbilt 2, Virginia Commonwealth 2, Memphis 1

**Big 12 Statistical Rankings  
(All Games - Through Feb. 13)**

**Mizzou In The Team Standings**

Category	Stat/Rank
Scoring	80.2/1st
Scoring Defense	64.0/5th
Scoring Margin	+16.2/1st
Field Goal Pct.	.500/1st
Field Goal Pct. Defense	.434/9th
3-Point Field Goal Pct.	.387/2nd
3-Point Field Goal Pct. Defense	.349/10th
3-Point Field Goals Made	8.00/2nd
Free Throw Pct.	.767/1st
Rebounding	32.4/9th
Rebounding Defense	31.8/3rd
Rebounding Margin	+0.6/8th
Assists	16.00/1st
Blocks	3.00/8th
Steals	8.84/1st
Assist/Turnover Ratio	1.52/1st
Turnover Margin	+5.12/1st

**Tigers In The Big 12 Rankings**

Category	Stat/Rank
<b>Scoring</b>	
Marcus Denmon	18.0/2nd
Ricardo Ratliffe	14.0/9th
Kim English	14.0/10th
<b>Rebounding</b>	
Ricardo Ratliffe	6.8/6th
<b>Field Goal Percentage</b>	
Ricardo Ratliffe	.737/1st
<b>Free Throw Percentage</b>	
Marcus Denmon	.902/2nd
Michael Dixon	.888/3rd
Phil Pressey	.758/12th
<b>Assists</b>	
Phil Pressey	5.84/3rd
Michael Dixon	3.04/10th
<b>Steals</b>	
Phil Pressey	2.28/1st
Marcus Denmon	1.52/4th
Michael Dixon	1.32/9th
Kim English	1.24/12th
<b>Blocks</b>	
Steve Moore	1.32/8th
Ricardo Ratliffe	0.92/12th
<b>3-Point Field Goals Made</b>	
Marcus Denmon	2.76/1st
Kim English	2.28/6th
<b>3-Point Field Goals Percentage</b>	
Kim English	.467/1st
Marcus Denmon	.401/8th
<b>Assist/Turnover Ratio</b>	
Phil Pressey	2.52/2nd
Michael Dixon	1.90/4th
<b>Offensive Rebounds</b>	
Ricardo Ratliffe	2.80/2nd
<b>Defensive Rebounds</b>	
Marcus Denmon	4.04/12th
Ricardo Ratliffe	4.00/13th

> He also has 10 assists in five games this year, a school record. Scott Sims (four) had held the record in 1976-77.

**English Staying Hot from the Field**

Senior **Kim English** started his final campaign scorching hot from the field and hasn't let up 25 games into the season ... English currently boasts an overall shooting percentage of 50.2 and a 3-point field goal percentage of 46.7.

> His 46.7 percent 3FG shooting leads the Big 12 and is 14th nationally (players with 2.0 makes per game).

**Denmon, Dixon Some of Nation's Top FT Shooters**

> Senior **Marcus Denmon** is shooting a remarkable 90.2 (92-of-102) percent from the free throw line this season ... The mark ranks seventh nationally and second in the Big 12.

> Additionally, **Michael Dixon** is shooting 88.8 percent to rank 15th nationally and third in the Big 12.

> They are the only pair of teammates ranked in the top 20 nationally.

> Dixon now is currently the all-time leader at MU in free throw percentage at 85.3-percent after making 79-of-89 so far this season.

**Protecting the Rock**

Since the beginning of the 2007-08 season, Mizzou has been one of the best teams in the nation at protecting the ball. In fact, Mizzou ranked among the national elite with its 12.8 turnovers per game last year and over the last four years, they have averaged just 12.6 turnovers per game, the best ever over a four-year span at Mizzou. In fact, the four single-season averages over the last four years – 11.8 (2008-09), 12.7 (2009-10), 12.8 (2010-11), 13.0 (2007-8) - are the four best single season marks in program history.

> So far this season, the Tigers look poised to stand as one of the best Mizzou teams at protecting the ball, as the squad is averaging just 10.6 turnovers per game in its first 25 contests, a mark that ranks 10th nationally. > In fact, Mizzou has had less than 10 turnovers a games nine times this season, compared to just five times in 2010-11, six times in 2009-10 and 10 times in 2008-09.

Rank	TPG	Season	Year
1.	10.6	2011-12	
2.	11.8	2008-09	
3.	12.7	2009-10	
4.	12.8	2010-11	
5.	13.0	2007-08	

**Tigers Off Best Start in Program History**

The Tigers own a 23-2 record through the first 25 games of the 2011-12 season, which is tied for the best start through the span.

> If the Tigers win on Wednesday, it will mark just the third time in program history the team started the season 24-2.

> Below is a list of the Tigers' best records through 25 games.

Rank	Record	Season
1.	23-2	2011-12
	23-2	1981-82
	23-2	1989-90
	23-2	1993-94

**Tigers in Close Games**

Although Mizzou has won 16 games by at least 10 points, the Tigers have executed near perfectly down the stretch in close contests.

> In MU's seven games decided by nine or less points, the Tigers scored on 30 of their 35 total final

possessions to pull away with wins in all three games. > Trailing Illinois 70-68 with 2:02 left, the Tigers scored on their final five possessions.

> Trailing Old Dominion 67-65 with 1:59 left, the Tigers scored on five of their final six possessions.

> Leading Iowa State 66-61 with 2:41 left, the Tigers scored on their final five possessions.

> At Baylor, Mizzou connected on 10-of-12 free throws in the final minute to ice game before a meaningless 3-pointer from Baylor as time expired.

> Mizzou scored on two of three possessions at Texas, including a game-winning layup by Michael Dixon with 27 second remaining.

> Mizzou scored on four of its final five possessions against Kansas as it closed the game on an 11-0 run.

**Marcus Denmon** had nine of those 11 points as he scored on three straight possessions, scoring those nine points in a span of 1:12.

**Biggest Ranked Win Ever?**

MU's 39-point victory over No. 20/18 Cal on Nov. 22 is believed to be the team's biggest margin of victory ever over a ranked foe, according to available resources.

> Dating back to the debut of the AP poll in the 1948-49 season, the Tigers had recorded eight other 20-plus point victories over ranked teams.

Margin	Opponent	Score	Date
39	#20 California	92-53	11/22/11
26	#10 Iowa State	119-93	1/23/88
25	#18 Kansas	91-66	2/1/89

**O Brother, Where Art Thou?**

Brother tandems aren't necessarily rare at Mizzou, but very few brother tandems have played at the same time for the Black & Gold ... Many Missouri fans remember the days of Slim & Slam (aka Sammie and Simeon Haley) and then there were Mike and Jerry Kirksey who played together one season (1957-58), plus the Minx twins, Beau and Charles, who played for MU in 1944, but now the current Tigers have a their own tandem of brothers, Matt and Phil Pressey.

> The most successful tandem (stats-wise) are the Haley Twins who each stood over 7-feet tall and played during the 1994-96 seasons ... The duo combined to score 819 points, grab 541 rebounds and block 120 shots during their two seasons playing together.

**NBA Pedigree**

The Pressey brothers come from an NBA background.

> Paul Pressey, now an assistant coach for the Cleveland Cavaliers, is widely considered the original point forward in the NBA and was named first or second team All-Defense in the league three times ... Pressey played for Milwaukee, San Antonio and Golden State in his career which spanned 1983-93.

**Tigers Add Transfer**

Jabari Brown, a former five-star prospect and top-20 recruit according Rivals.com, has signed a grant-in-aid agreement with the University of Missouri. Brown will sit out the rest of this year as part of NCAA transfer guidelines but will be eligible to play with the Tigers in December of 2012.

> The 6-4, 205-pounder was enrolled at Oregon earlier this season before looking to transfer ... Coming out of high school, the Oakland, Calif., native was rated as the No. 19 prospect nationally by Rivals.com and was a five-star recruit according to the website. He was rated as the No. 5 SG nationally by Rivals as well. > As a senior at Oakland High School, Brown averaged 23.8 points and 4.1 rebounds per game.

## NOTING MIZZOU HEAD COACH FRANK HAITH

Frank Haith enters his first season as the head coach of the Missouri Basketball program. A 25-year coaching veteran, Haith brings Big 12 ties, a family atmosphere and impeccable academic success to a Tiger program which has surged back onto the national landscape.

Haith was officially welcomed to the Missouri family on April 5, 2011, and immediately appreciated the Tiger's passionate fanbase. The Burlington, N.C., native came from the University of Miami where he was not only forced to instill a winning mentality to his players and supporters, but do it at a university void of any lengthy basketball tradition.

"I'm honored to be named the new head coach at the University of Missouri, and I want to thank Chancellor Brady Deaton and Director of Athletics Mike Alden for believing in me and presenting me with this tremendous opportunity to come back to the Big 12 Conference and lead this program," head coach Frank Haith said. "I have always had a tremendous amount of respect for this university and this program. I coached against Norm Stewart. Mizou Arena and the facilities here are first class. The support of the students and administration is second-to-none and the tradition is outstanding. I'll tell you this Mizou Nation, we are going to win and win big!"

Haith's task in South Beach was monumental. In addition to resurrecting a hoops program that was restarted just two decades prior, he ushered the Hurricanes into the tradition-rich Atlantic Coast Conference where many didn't expect his program to win a single league game. Those critics were wrong.

In his first of seven seasons as the head coach, Haith guided the 'Canes to seven ACC victories (despite being picked last) and qualified for postseason play. He was recognized by being named a Naismith National Coach of the Year finalist and NABC District 6 Coach of the Year.

Miami returned to postseason play the following year. The Hurricanes won 18 more games and advanced to the quarterfinals of the NIT, recording the program's first postseason wins since 2000. Postseason success was a theme under Haith. His teams won six total games in the NCAA and National Invitation tournaments, including a memorable run to the second round of the Big Dance in 2008. The 'Canes went 23-11 in Haith's fourth season, just one win shy of the school record and he was named a finalist for ACC Coach of the Year and the Skip Prosser Man of the Year honors.

It wasn't just on the hardwood that Haith led a University of Miami renaissance. His young men were as well-rounded as any in America. They were visible on campus and in the Miami community. Most importantly, they graduated. An incredible 21-of-22 seniors to play for Frank Haith walked across the stage to receive a diploma.

"That's my proudest moment," Haith would say. "To know we churned out young men, ready to make positive contributions in the community, ready to be great fathers and husbands. That's

what coaching at the college level is all about."

It's not an accident Frank Haith was hired as the 17th basketball coach at Mizou. The grind from student-assistant at Elon College to being named the National Recruiter of the Year by Rivals.com doesn't just happen without a dedication to family, career and your student-athletes.

Haith paid his own way through Elon and graduated in 1988. He helped the Fighting Christians twice win 20 games and earned the opportunity to cut his teeth at perennial power Wake Forest the following year as a graduate assistant. His first full-time coaching position at Division I came at UNC-Wilmington from 1990-92 and he laid the foundation for his job at Missouri with a three-year stop at Texas A&M from 1992-95, which included helping the Aggies reach postseason play in 1994.

A remarkable 21-win campaign during his one season at Penn State (1995-96) allowed the Nittany Lions to reach the NCAA Tournament for the first time in 31 years, and he returned to Texas A&M and the Big 12 Conference for one season as the Aggies' Associate Head Coach in 1996-97 before returning to Wake Forest from 1997-98. The Demon Deacons reached postseason play each of his four years in Winston-Salem, including winning the NIT Championship in 2000 and reaching NCAA Tournament play in 2001.

Haith parlayed that success at Wake Forest into an opportunity at the University of Texas. Coaching alongside friend and mentor Rick Barnes, Haith was a part of (at the time) the winningest three-year stretch of basketball in Texas history. The Longhorns averaged better than 24 wins per season and never failed to reach the Sweet 16 of the NCAA Tournament. The Longhorns advanced to the Final Four in 2003 and Haith worked magic on the recruiting trail, ushering four McDonald's All-Americans to Austin, including Brad Buckman (2002), LaMarcus Aldridge (2004), Daniel Gibson (2004) and Michael Williams (2004). Aldridge and Gibson are now mainstays in the NBA, with Aldridge being drafted No. 2 overall to the Chicago Bulls. The Class was rated No. 2 nationally by Rivals.com and Haith was the nation's hottest young coach. So began the daunting reclamation project at Miami, which concluded with an average of 21 wins over his last three years, national rankings in three of his final four campaigns and three of the school's six (all-time) 20-win ledgers.

One of 10 siblings, family will always be first for Frank Haith, and his student-athletes are part of that family. A proud father and husband, Frank and his wife Pam are the parents of two children, Corey and Brianna. Frank and Pam met in high school, began dating a short time after and have been together for 27 years. The Haith family has been active participants in their home community and spearheaded fundraising and renovation efforts for Morningside Park in Elon, N.C., in the neighborhood in which Haith grew up.



### University of Missouri (Head Coach)

Year	Record	Pct.	Postseason
2011-12	23-2	.917	-

### University of Miami (Head Coach)

Year	Record	Pct.	Postseason
2004-05	16-13	.552	-
2005-06	18-16	.529	NIT Quarterfinals
2006-07	12-20	.375	-
2007-08	23-11	.676	NCAA Second Round
2008-09	19-13	.594	NIT Second Round
2009-10	20-13	.606	-
2010-11	21-15	.583	NIT Second Round
<b>UM Totals</b>	<b>129-101</b>	<b>.561</b>	<b>Winningest Postseason Coach at Miami</b>

### University of Texas (Associate Head Coach / Assistant Coach)

Year	Record	Pct.	Postseason
2001-02	22-12	.647	NCAA Sweet 16
2002-03	26-7	.788	NCAA Final Four
2003-04	25-8	.758	NCAA Sweet 16
<b>UT Totals</b>	<b>73-27</b>	<b>.730</b>	<b>Three NCAA Berths</b>

### Wake Forest University (Assistant Coach)

Year	Record	Pct.	Postseason
1997-98	12-16	.429	NIT Second Round
1998-99	17-14	.548	NIT Second Round
1999-00	22-14	.611	NIT Champions
2000-01	19-11	.633	NCAA
<b>WF Totals</b>	<b>70-55</b>	<b>.560</b>	<b>NIT Championship</b>

### Texas A&M University (Associate Head Coach)

Year	Record	Pct.	Postseason
1996-97	9-18	.333	-
<b>A&amp;M Totals</b>	<b>9-18</b>	<b>.333</b>	<b>-</b>

### Penn State University (Assistant Coach)

Year	Record	Pct.	Postseason
1995-96	21-7	.750	NCAA
<b>PSU Totals</b>	<b>21-7</b>	<b>.750</b>	<b>NCAA Tournament</b>

### Texas A&M University (Assistant Coach)

Year	Record	Pct.	Postseason
1992-93	10-17	.370	-
1993-94	19-11	.633	NIT
1994-95	14-16	.467	-
<b>A&amp;M Totals</b>	<b>43-44</b>	<b>.494</b>	<b>NIT</b>

### UNC-Wilmington (Assistant Coach)

Year	Record	Pct.	Postseason
1990-91	11-17	.393	-
1991-92	13-15	.464	-
<b>UNC-W Totals</b>	<b>24-32</b>	<b>.429</b>	<b>-</b>

### Wake Forest University (Graduate Assistant Coach)

Year	Record	Pct.	Postseason
1989-90	12-16	.429	-
<b>WF Totals</b>	<b>12-16</b>	<b>.429</b>	<b>-</b>

### Elon College (Assistant Coach)

Year	Record	Pct.	Postseason
1986-87	20-11	.645	-
1987-88	20-11	.645	-
1988-89	11-19	.367	-
<b>Elon Totals</b>	<b>51-41</b>	<b>.554</b>	<b>-</b>

## WHAT THEY'RE SAYING ABOUT MIZZOU...

"When Missouri is on there is nobody in the country that is as good as them offensively. Nobody."

**Scott Drew, Baylor head coach**

"I would pay to see Missouri play basketball. The Tigers are one of the most fearless, unselfish, fast and dynamic teams in the country, and one of the most efficient offensively. Missouri is second in the nation in offensive efficiency, third in turnover percentage, and first in 2-point field goal percentage."

**Jay Bilas**

"Missouri is outrebounding Big 12 opponents with English playing power forward. It leads the nation in assist-to-turnover ratio, ranks second in field goal percentage, and has wins over the current first-place schools in both the Big Ten and Pac-12. People can have their questions about Haith, and that's fine. This is the Show-Me State, after all. But they probably would be surprised to know Mike Krzyzewski said Haith did the best coaching job in the ACC last year.

So the mutual reclamation project is going just fine, thank you. Those Missouri basketball players who faded and underachieved under their old coach are 17-1 under their new one.

English was taking too many bad shots, and now he's averaging 15 points and hitting more than half his three-pointers. Ricardo Ratliffe was too often unfocused and now he's on pace to set the national record for field-goal percentage. Phil Pressey was out of control and now leads the Big 12 in assist-to-turnover ratio.

**Sam Mellinger, KC Star**

"I love Coach Haith. Missouri did a great job to get him, and now they've got to do all they can to keep him. He's young, and he has a great future ahead of him. People have no idea about the job he did at Miami. He's always wanted a job like this, with a terrific arena and fans that care about the program, so I'm excited for him."

**Texas Head Coach Rick Barnes**

"We lost to a very good Missouri team. I thought we had the pace where we wanted it the first 12 minutes. I thought we got out of rhythm offensively, we started running a little bit, and their pressure defense took it to another level. That's why they are so good. Frank [Haith] has done a tremendous job of getting those guys to play together and buying into how he wants to play. Being a first-year coach with a new program, that's something we are still struggling to find."

**Texas A&M Head Coach Billy Kennedy**

"Missouri had just made the most surprising and least inspiring hire of the season, and we all had really strong opinions about it. But here I am 10 months later sitting in Haith's new hometown, and I'm writing about the team he coaches that's 21-2 and ranked fourth nationally after an incredible 74-71 victory over No. 8 Kansas, and, I must be honest, I feel a little stupid."

**Gary Parish, CBS Sports**

"I just want to say this: On a neutral court in the tournament, when guard play is so important, I'm not sure I'd take another team in the nation over Missouri."

**Eamonn Brennan, ESPN.com**

"If there was any doubt concerning Missouri's ability to win the Big 12 or challenge for a Final Four, it should be erased. The Tigers are in the top five nationally in scoring, field-goal percentage and in the top 20 in assists. They were the better team for all 40 minutes in Waco as Ricardo Ratliffe scored 27 points and had eight boards against a supposedly superior frontline of Baylor. Mizzou was the more efficient team in every facet. And when it came time to make the right decisions late, the Tigers did just that. When the Bears had to decide who and what kind of shot to take late, they failed. Don't underestimate MU's role in that."

**Andy Katz, ESPN.com**

"This Missouri team is still vulnerable. The Tigers are thin up front... but English has been a tough matchup for opponents at power forward due to his ability to step out and make shots. Denmon is one of the most underrated players in the nation and Pressey's older brother, Matt, has thrived in his role as a defensive stopper and glue guy."

**Jeff Goodman, CBSsports.com**

Coach of the Year.

1. Frank Haith, Missouri Tigers

To the victor go the spoils. The Tigers are one of four unbeaten left and Haith has done a stellar job in his first season in Columbia. He doesn't have great depth up front but his team has made things work with speed and ability to convert in transition.

**Dick Vitale, ESPN.com**

"Few teams can match up with the Tigers' lightning-quick guards; most opponents don't have a player to match up with Marcus Denmon's speed and shooting, let alone the personnel to check Denmon and fellow guards Phil Pressey and Michael Dixon at the same time. When coach Frank Haith runs those three alongside English and (actual) forward Ricardo Ratliffe, Missouri forces more mismatch problems for its opponent than it creates for itself. Hence that offensive efficiency."

**Eamonn Brennan, ESPN.com**

"Missouri is on a roll like no other team in the country right now... Haith got this job with experienced players. There are 11 seniors or juniors. No one of note bolted on Haith, and how could they with eligibility only available for one season or needing to sit? The situation was perfect for him if he pushed the right buttons with this group. He has. And if you're going to look at coach of the year candidates through the first two months of the season, he has to be in the top five."

**Andy Katz, ESPN.com**

"The Tigers might be the most complete team in college basketball. My definition of "complete" is pretty simple: It's whether a team that can produce at a high level on both ends of the court. I think Missouri fits the bill better than almost any other team."

**Sebastian Pruiti, Grantland.com**

"Few pundits (myself included) had faith in Haith, considering the ex-Miami coach a slight downgrade from Mike Anderson, who left the Tigers for Arkansas. And when forward Laurence Bowers, their top rebounder and second-leading scorer from last season, tore his ACL on Oct. 4, leaving their frontcourt woefully thin, there appeared to be little chance of them winning the Big 12. Yet they've been the league's best team thus far, and the most surprisingly dominant offense in the country, ranking fifth in adjusted efficiency. Improbably, everything has changed for the better."

**Luke Winn, SI.com**

"First-year Missouri coach Frank Haith... inherited an experienced nucleus of interchangeable players and has made the most of it, getting his players to share the ball, maximize possessions and chop teams down with a lethal halfcourt defense. The Tigers had 23 assists on 28 field goals."

**Dick Weiss, New York Daily News**

"That is Haith's challenge with the veteran bunch he inherited from Anderson—a challenge he has passed with Coach of the Year success so far. (And this is from a vocal critic of athletic director Mike Alden's hire in the spring.) Haith has brought an element of order to the chaos Anderson coached, specifically coherence to the offense. The result has been a radical improvement in efficiency."

**Pat Forde, Yahoo! Sports**

# THE LAST TIME FOR THE TIGERS

## THE LAST TIME A TIGER ...

### SCORED 40+ POINTS

40 by Thomas Gardner vs. Kansas, 01-16-06

### SCORED 30-39 POINTS

30 by Michael Dixon vs. William & Mary, 12-18-11

### SCORED 25-29 POINTS

25 by Marcus Denmon at Oklahoma, 2-6-12

### SCORED 30 PTS IN BACK-TO-BACK GAMES

30 by Thomas Gardner at Davidson, 12-7-05  
30 by Thomas Gardner vs. TAMU-CC, 12-10-05

### GRABBED 20 REBOUNDS

20 by Curtis Berry at Kansas, 01-17-79

### GRABBED 15 REBOUNDS

15 by Leo Lyons at Colorado, 02-21-09

### HAD A POINT-REBOUND DOUBLE-DOUBLE

Ricardo Ratliffe at Oklahoma, 2-6-12  
15 points, 10 rebounds

### HAD A POINT-ASSIST DOUBLE-DOUBLE

Phil Pressey vs. Texas, 1-14-12  
18 points, 10 assists

### HAD BACK-TO-BACK DOUBLE-DOUBLES

Ricardo Ratliffe vs. Iowa State, 02-19-11  
Ricardo Ratliffe vs. Baylor, 02-23-11

### MADE 15 FIELD GOALS

16 by Anthony Peeler vs. Kansas, 3-8-92

### MADE 10 FIELD GOALS

10 by Marcus Denmon vs. Kansas, 2-4-12

### ATTEMPTED 35 FIELD GOALS

36 by Clarence Gilbert vs. Iowa State, 1-13-01

### ATTEMPTED 30 FIELD GOALS

31 by Kareem Rush vs. Iowa State, 1-13-01

### ATTEMPTED 20 FIELD GOALS

20 by DeMarre Carroll at Iowa State, 02-07-09

### MADE 9 THREE-POINTERS

9 by Rickey Paulding vs. Marquette, 3-22-03

### MADE 8 THREE-POINTERS

8 by Thomas Gardner at Davidson, 12-7-05

### MADE 7 THREE-POINTERS

7 by M. Denmon vs. Northwestern St., 12-02-11

### MADE 6 THREE-POINTERS

6 by Marcus Denmon vs. Kansas, 2-4-12

### ATTEMPTED 15 THREE-POINTERS

16 by Thomas Gardner at Baylor, 2-7-06

### ATTEMPTED 10 THREE-POINTERS

10 by M. Denmon vs. Villanova, 12-06-11

### MADE 15 FREE THROWS

17 by Linas Kleiza vs. Oklahoma, 3-11-05

### MADE 10 FREE THROWS

10 by Marcus Denmon vs. Texas Tech, 1-28-12

### ATTEMPTED 20 FREE THROWS

20 by Kelly Thames vs. G. Washginton, 1-13-96

### ATTEMPTED 15 FREE THROWS

18 by Leo Lyons vs. Memphis, 03-26-09

### HAD 15 ASSISTS

Never

### HAD 10 ASSISTS

12 by Phil Pressey vs. Texas Tech, 1-28-12

### HAD 7 STEALS

7 by Zaire Taylor vs. Fairleigh Dickinson, 12-12-09

### HAD 6 STEALS

6 by Phil Pressey at Baylor, 1-21-12

### HAD 5 STEALS

5 by Phil Pressey vs. Niagara, 11-17-11

### HAD 7 BLOCKS

8 by Laurence Bowers at Colorado, 01-08-11

### HAD 6 BLOCKS

6 by Ricardo Ratliffe vs. Iowa State, 01-22-11

### PLAYED ALL 40 MINUTES OF A GAME

Kim English at Texas, 1-30-12

### PLAYED MORE THAN 40 MINUTES

41 by Keith Ramsey at Iowa State, 03-02-10

## THE LAST TIME MISSOURI AS A TEAM ...

### SCORED 110 POINTS

116 vs. C. Arkansas, 12-18-10

### SCORED 105 POINTS

116 vs. C. Arkansas, 12-18-10

### SCORED 100 POINTS

104 vs. Kennesaw State, 12-15-11

### ALLOWED 100 POINTS

103 at Kansas, 02-07-11

### SCORED 60 POINTS IN A HALF

62 vs. C. Arkansas, 12-18-10 (2nd)

### FAILED TO SCORE 20 POINTS IN A HALF

19 at Kansas, 03-01-09 (1st)

### HELD OPPONENT BELOW 20 POINTS IN HALF

18 vs. William & Mary, 12-18-11 (1st)

### HELD OPPONENT BELOW 15 POINTS IN HALF

13 vs. Texas-Pan American, 11-22-09 (1st)

### GRABBED 50 REBOUNDS

61 vs. Iowa State, 01-22-11

### MADE 50 FIELD GOALS

51 vs. Alaska-Fairbanks, 1-22-91

### MADE 45 FIELD GOALS

45 at Iowa State, 1-23-88

### MADE 40 FIELD GOALS

40 vs. Texas-Pan American, 11-22-09

### ATTEMPTED 90 FIELD GOALS

90 vs. Iowa State, 1-13-01

### ATTEMPTED 85 FIELD GOALS

85 vs. Kearney State, 12-30-89

### ATTEMPTED 80 FIELD GOALS

81 vs. Vanderbilt, 12-08-10

### MADE 15 THREE-POINTERS

17 vs. Oklahoma State, 01-30-10

### MADE 10 THREE-POINTERS

14 vs. Baylor, 2-11-12

### ATTEMPTED 35 THREE-POINTERS

37 vs. Chattanooga, 11-24-09

### ATTEMPTED 30 THREE-POINTERS

32 vs. Binghamton, 11-27-11

### MADE 40 FREE THROWS

40 vs. Oklahoma, 3-8-97

### ATTEMPTED 55 FREE THROWS

55 vs. George Washginton, 1-13-96

### ATTEMPTED 50 FREE THROWS

55 vs. George Washginton, 1-13-96

### HAD 35 ASSISTS

37 vs. Alabama State, 12-30-87

### HAD 30 ASSISTS

33 vs. C. Arkansas, 12-18-10

### HAD 25 ASSISTS

26 vs. Northern Illinois, 12-27-10 (1st)

### HAD 25 STEALS

Never

### HAD 20 STEALS

24 vs. Chattanooga, 11-24-09

### HAD 15 STEALS

15 vs. Colorado, 02-05-11

### HAD 10 BLOCKS

10 at Colorado, 1-08-11

### HAD MORE THAN 10 BLOCKS

11 at Kansas, 1-24-99

### HAD SEVEN PLAYERS IN DOUBLE-FIGURES

12 by Marcus Denmon vs. N. Alabama, 01-05-11; 20 by Kim English, 16 by Justin Safford, 10 by Ricky Kreklow, 16 by Laurence Bowers, 10 by Michael Dixon, 10 by Matt Pressey

### HAD SIX PLAYERS IN DOUBLE-FIGURES

at Iowa State, 1-11-12: 14 by M. Pressey, 12 by M. Dixon, 12 by P. Pressey, 12 by R. Ratliffe, 10 by K. English, 10 by S. Moore

### HAD FIVE PLAYERS IN DOUBLE FIGURES

at Baylor, 1-21-12: 27 by R. Ratliffe, 17 by Denmon, 16 by P. Pressey, 11 by M. Pressey, 10 by K. English

### HAD NO PLAYERS IN DOUBLE FIGURES

vs. Western Illinois, 11-18-10

### HAD TWO 30-POINT SCORERS (REGULATION)

32 by Kareem Rush at Iowa, 12-16-00  
32 by Clarence Gilbert

### HAD TWO 30-POINT SCORERS (OT)

32 by Kareem Rush at Iowa State, 1-13-01  
43 by Clarence Gilbert

### HAD THREE 20-POINT SCORERS

22 by Kareem Rush vs. Kansas, 3-3-02  
27 by Clarence Gilbert  
23 by Rickey Paulding

### HAD TWO 20-POINT SCORERS

23 by K. English vs. Oklahoma, 1-3-2012  
20 by M. Denmon vs. Oklahoma, 1-3-2012

### TWO WITH A PTS-REBOUND DOUBLE-DOUBLE

16 pts, 11 reb, L. Bowers vs. N. Alabama, 01-05-11  
10 pts, 10 reb, R. Kreklow vs. N. Alabama, 01-05-11

### TWO WITH A POINT-ASSIST DOUBLE-DOUBLE

14 pts, 10 ast, K. English vs. C. Arkansas, 12-18-10  
15 pts, 11 ast, P. Pressey vs. C. Arkansas, 12-18-10

## MISCELLANEOUS NUMBERS AND STATS (2011-12)

### GAMES AS LEADING SCORER

*Marcus Denmon	10
*Ricardo Ratliffe	5
*Michael Dixon	5
Kim English	4
*Phil Pressey	3
Matt Pressey	1

### GAMES AS LEADING REBOUNDER

*Ricardo Ratliffe	13
*Marcus Denmon	8
*Kim English	4
*Kadeem Green	1
Steve Moore	1
*Phil Pressey	1
Mat Pressey	1

### GAMES AS ASSIST LEADER

*Phil Pressey	19
*Michael Dixon	5
*Marcus Denmon	4
Kim English	1
Matt Pressey	1

### 20-POINT GAMES

Marcus Denmon	9
Ricardo Ratliffe	5
Kim English	3
Michael Dixon	2
Phil Pressey	1

### DOUBLE-FIGURE SCORING GAMES

Ricardo Ratliffe	21
Marcus Denmon	20
Kim English	18
Michael Dixon	16
Phil Pressey	13
Matt Pressey	9
Steve Moore	2

### 10-REBOUND GAMES

Ricardo Ratliffe	4
Marcus Denmon	1

### FIVE OR MORE ASSISTS

Phil Pressey	16
Michael Dixon	5
Marcus Denmon	3
Matt Pressey	1

### THREE OR MORE STEALS

Phil Pressey	9
Marcus Denmon	5
Michael Dixon	4
Kim English	4
Matt Pressey	2
Ricardo Ratliffe	2
Steve Moore	1

### DOUBLE-DOUBLES

Ricardo Ratliffe	4
Marcus Denmon	1
Phil Pressey	1

### DUNKS

Ricardo Ratliffe	14
Steve Moore	8
Matt Pressey	7
Marcus Denmon	6
Phil Pressey	5
Kadeem Green	3
Michael Dixon	1
Kim English	1

### THREE-POINT PLAYS

Marcus Denmon	8
Michael Dixon	7
Phil Pressey	4
Ricardo Ratliffe	4
Kim English	3
Matt Pressey	3
Steve Moore	2

### FOUR-POINT PLAYS

Matt Pressey	1
--------------	---

### FORCED FIVE SECOND CALLS

Missouri	2
Opponents	2

### FIRST SUBSTITUTION

*Michael Dixon	21
*Steve Moore	7

### 35-SECOND SHOT CLOCK VIOLATIONS FORCED

Missouri	5
Opponents	0

## KEY NUMBERS FOR THE SEASON (2011-12)

#### Mizzou's Largest Halftime Lead

26 (57-31) vs. Northwestern St., 12-02-11  
26 (44-18) vs. William & Mary, 12-18-11

#### Mizzou's Largest Halftime Deficit

19 (44-25) at Kansas State, 1-7-12

#### Mizzou's Largest Lead This Year

45 (84-39) vs. Northwestern St., 12-02-11

#### Mizzou's Largest Deficit This Year

23 (74-51) at K-State, 1-07-12

#### Most Points Scored

104, vs. Kennesaw State, 12-16-11

#### Most Points Allowed

88 at Baylor, 1-21-12

#### Fewest Points Scored

59 at Kansas State, 1-07-12

#### Fewest Points Allowed

49 vs. Oklahoma, 1/3/12

#### Longest Winning Streak

14

#### Longest Losing Streak

1

#### Missouri When Leading at the Half

21-0

#### Missouri When Trailing at the Half

2-2

#### Missouri When Tied at the Half

0-0

#### Missouri When Leading with 5:00 Left

20-1

#### Missouri When Trailing with 5:00 Left

1-1

#### Missouri When Tied with 5:00 Left

2-0

\* - Tied for team lead in a game

# MISSOURI SINGLE-SEASON RECORDS LIST

<p><b>SCORING AVERAGE</b> <span style="float: right;"><b>25.3</b></span></p> <ol style="list-style-type: none"> <li>1. Willie Smith, 1975-76 25.3</li> <li>2. Charles Henke, 1960-61 24.6</li> <li>3. Derrick Chievous, 1986-87 24.14</li> <li>4. Norm Stewart, 1955-56 24.09</li> <li>5. Doug Smith, 1990-91 23.6</li> <li>6. Anthony Peeler, 1991-92 23.37</li> <li>7. Derrick Chievous, 1987-88 23.36</li> <li>8. Willie Smith, 1974-75 22.4</li> <li>9. Henry Smith, 1970-71 22.3</li> <li>10. John Brown, 1971-72 21.7</li> </ol>	<p><b>3-POINT FIELD GOAL PCT.</b> <span style="float: right;"><b>.527</b></span></p> <ol style="list-style-type: none"> <li>1. Lee Coward, 1987-88 .527</li> <li>2. Derrick Chievous, 1987-88 .515</li> <li>3. Brian Grawer, 1998-99 .496</li> <li>4. Derek Grimm, 1994-95 .475</li> <li>5. Jason Sutherland, 1995-96 .466</li> <li>6. Brian Grawer, 1997-98 .456</li> <li>7. <b>Marcus Denmon, 2010-11</b> <b>.448</b></li> <li>Kareem Rush, 2000-01 .448</li> <li>9. Matt Lawrence, 2006-07 .443</li> <li>10. Rickey Paulding, 2001-02 .442</li> <li><i>TRACKING...Kim English, 2011-12 .467</i></li> </ol>	<p><b>REBOUNDING AVERAGE</b> <span style="float: right;"><b>16.5</b></span></p> <ol style="list-style-type: none"> <li>1. Bill Stauffer, 1951-52 16.5</li> <li>2. Bill Stauffer, 1950-51 14.9</li> <li>3. Bob Reiter, 1954-55 14.3</li> <li>4. Al Eberhard, 1973-74 12.0</li> <li>5. Ned Monsees, 1964-65 11.8</li> <li>6. Charles Henke, 1959-60 11.5</li> <li>7. John Brown, 1972-73 11.0</li> <li>8. George Flamank, 1964-65 10.8</li> <li>9. Charles Henke, 1960-61 10.8</li> <li>10. Gene Jones, 1967-68 10.7</li> </ol>
<p><b>FIELD GOALS ATTEMPTED</b> <span style="float: right;"><b>636</b></span></p> <ol style="list-style-type: none"> <li>1. Willie Smith, 1975-76 636</li> <li>2. Kareem Rush, 2001-02 585</li> <li>3. Doug Smith, 1990-91 553</li> <li>4. Willie Smith, 1974-75 533</li> <li>5. Derrick Chievous, 1986-87 522</li> <li>6. Clarence Gilbert, 2001-02 503</li> <li>7. Derrick Chievous, 1987-88 477</li> <li>8. Anthony Peeler, 1991-92 475</li> <li>9. Clarence Gilbert, 2000-01 472</li> <li>10. Ray Bob Carey, 1963-64 466</li> </ol>	<p><b>FREE THROWS ATTEMPTED</b> <span style="float: right;"><b>302</b></span></p> <ol style="list-style-type: none"> <li>1. Derrick Chievous, 1986-87 302</li> <li>2. Derrick Chievous, 1987-88 261</li> <li>3. Byron Irvin, 1988-89 259</li> <li>4. Don Tomlinson, 1968-69 250</li> <li>5. Leo Lyons, 2008-09 245</li> <li>6. Charles Henke, 1959-60 234</li> <li>7. Anthony Peeler, 1991-92 232</li> <li>Derrick Chievous, 1985-86 232</li> <li>9. Linas Kleiza, 2004-05 231</li> <li>10. Willie Smith, 1975-76 230</li> </ol>	<p><b>ASSISTS</b> <span style="float: right;"><b>179</b></span></p> <ol style="list-style-type: none"> <li>1. Anthony Peeler, 1989-90 179</li> <li>2. Lee Coward, 1988-89 164</li> <li>3. Larry Drew, 1979-80 156</li> <li>4. Wesley Stokes, 2001-02 147</li> <li>5. <b>Phil Pressey, 2011-12</b> <b>146</b></li> <li>6. Melvin Booker, 1993-94 143</li> <li>7. Scott Sims, 1976-77 142</li> <li>8. Lynn Hardy, 1985-86 139</li> <li>9. J.T. Tiller, 2008-09 138</li> <li>Willie Smith, 1975-76 138</li> </ol>
<p><b>FIELD GOALS MADE</b> <span style="float: right;"><b>300</b></span></p> <ol style="list-style-type: none"> <li>1. Willie Smith, 1975-76 300</li> <li>2. Derrick Chievous, 1986-87 282</li> <li>3. Doug Smith, 1990-91 275</li> <li>4. Doug Smith, 1989-90 260</li> <li>5. Kareem Rush, 2001-02 249</li> <li>Willie Smith, 1974-75 249</li> <li>7. DeMarre Carroll, 2008-09 246</li> <li>Steve Stipanovich, 1982-83 246</li> <li>9. Derrick Chievous, 1987-88 242</li> <li>10. Henry Smith, 1970-71 238</li> </ol>	<p><b>FREE THROWS MADE</b> <span style="float: right;"><b>244</b></span></p> <ol style="list-style-type: none"> <li>1. Derrick Chievous, 1986-87 244</li> <li>2. Byron Irvin, 1988-89 214</li> <li>3. Derrick Chievous, 1987-88 200</li> <li>4. Anthony Peeler, 1991-92 187</li> <li>5. Derrick Chievous, 1985-86 186</li> <li>6. Willie Smith, 1975-76 183</li> <li>7. Leo Lyons, 2008-09 182</li> <li>8. Paul O'Liney, 1994-95 172</li> <li>9. Don Tomlinson, 1968-69 165</li> <li>10. Charles Henke, 1959-60 164</li> </ol>	<p><b>STEALS</b> <span style="float: right;"><b>76</b></span></p> <ol style="list-style-type: none"> <li>1. Lynn Hardy, 1986-87 76</li> <li>2. Lynn Hardy, 1985-86 74</li> <li>3. Stefhon Hannah, 2006-07 72</li> <li>4. J.T. Tiller, 2008-09 68</li> <li>5. Doug Smith, 1990-91 64</li> <li>Byron Irvin, 1988-89 64</li> <li>7. Zaire Taylor, 2009-10 63</li> <li>Anthony Peeler, 1989-90 63</li> <li>9. Anthony Peeler, 1991-92 62</li> <li>Mike Sandbothe, 1985-86 62</li> <li><i>TRACKING...Phil Pressey, 2011-12 57</i></li> </ol>
<p><b>FIELD GOAL PERCENTAGE</b> <span style="float: right;"><b>.676</b></span></p> <ol style="list-style-type: none"> <li>1. Jeff Warren, 1990-91 .676</li> <li>2. Greg Church, 1988-89 .653</li> <li>3. Mark Dressler, 1979-80 .636</li> <li>4. Marvin McCrary, 1981-82 .635</li> <li>Ricky Frazier, 1979-80 .635</li> <li>6. Greg Church, 1987-88 .634</li> <li>7. Jeff Warren, 1991-92 .628</li> <li>Gary Leonard, 1987-88 .628</li> <li>9. Curtis Berry, 1979-80 .616</li> <li>Dan Bingenheimer, 1985-86 .616</li> <li><i>TRACKING...Ricardo Ratliffe, 2011-12 .737</i></li> </ol>	<p><b>FREE THROW PERCENTAGE</b> <span style="float: right;"><b>.905</b></span></p> <ol style="list-style-type: none"> <li>1. Brian Grawer, 1999-2000 .905</li> <li>2. Travis Ford, 1989-90 .896</li> <li>3. Derek Grimm, 1995-96 .885</li> <li>4. Orv Salmon, 1971-72 .881</li> <li>5. Jason Sutherland, 1995-96 .877</li> <li>6. Ron Coleman, 1966-67 .873</li> <li>7. Jon Sundvold, 1981-82 .871</li> <li>8. Jon Sundvold, 1982-83 .868</li> <li>9. Jon Sundvold, 1980-81 .859</li> <li>10. <b>Michael Dixon, 2009-10</b> <b>.857</b></li> <li><i>TRACKING... Marcus Denmon, 2011-12 .902</i></li> <li><i>Michael Dixon, 2011-12 .888</i></li> </ol>	<p><b>BLOCKED SHOTS</b> <span style="float: right;"><b>71</b></span></p> <ol style="list-style-type: none"> <li>1. Arthur Johnson, 2001-02 71</li> <li>2. Arthur Johnson, 2000-01 65</li> <li>3. <b>Laurence Bowers, 2010-11</b> <b>62</b></li> <li>4. Arthur Johnson, 2002-03 61</li> <li>5. Steve Stipanovich, 1982-83 56</li> <li>6. Sammie Haley, 1994-95 49</li> <li>7. <b>Laurence Bowers, 2009-10</b> <b>48</b></li> <li>Arthur Johnson, 2003-04 48</li> <li>9. Dan Bingenheimer, 1985-86 46</li> <li>10. Travon Bryant, 2003-04 45</li> </ol>
<p><b>3-POINT FIELD GOALS ATT.</b> <span style="float: right;"><b>308</b></span></p> <ol style="list-style-type: none"> <li>1. Clarence Gilbert, 2001-02 308</li> <li>2. Clarence Gilbert, 2000-01 277</li> <li>3. Kareem Rush, 2001-02 274</li> <li>4. Ricky Clemons, 2002-03 258</li> <li>5. Thomas Gardner, 2005-06 237</li> <li>6. Clarence Gilbert, 1999-00 233</li> <li>7. Mark Atkins, 1992-93 212</li> <li>8. Matt Lawrence, 2007-08 202</li> <li>Paul O'Liney, 1994-95 202</li> <li>10. Matt Lawrence, 2008-09 201</li> </ol>	<p><b>REBOUNDS</b> <span style="float: right;"><b>379</b></span></p> <ol style="list-style-type: none"> <li>1. Bill Stauffer, 1951-52 379</li> <li>2. Bill Stauffer, 1950-51 357</li> <li>3. Arthur Johnson, 2002-03 316</li> <li>4. Al Eberhard, 1973-74 313</li> <li>5. Doug Smith, 1990-91 311</li> <li>6. Nathan Buntin, 1989-90 304</li> <li>7. Steve Stipanovich, 1982-83 300</li> <li>Bob Reiter, 1954-55 300</li> <li>9. John Brown, 1972-73 298</li> <li>10. Doug Smith, 1989-90 295</li> </ol>	<p><b>Current Tigers Bolded</b></p>
<p><b>3-POINT FIELD GOALS MADE</b> <span style="float: right;"><b>118</b></span></p> <ol style="list-style-type: none"> <li>1. Clarence Gilbert, 2001-02 118</li> <li>2. Kareem Rush, 2001-02 111</li> <li>3. Clarence Gilbert, 2000-01 102</li> <li>4. Thomas Gardner, 2005-06 94</li> <li>5. Ricky Clemons, 2002-03 88</li> <li>Clarence Gilbert, 1999-2000 88</li> <li>7. <b>Marcus Denmon, 2010-11</b> <b>82</b></li> <li>Matt Lawrence, 2008-09 82</li> <li>9. Matt Lawrence, 2006-07 81</li> <li>Mark Atkins, 1992-93 81</li> </ol>		

# MISSOURI CAREER RECORDS LIST

<b>SCORING AVERAGE</b>	<b>23.9</b>	<b>FREE THROWS ATTEMPTED</b>	<b>963</b>	<b>STEALS</b>	<b>196</b>
1. Willie Smith, 1975-76	23.9	1. Derrick Chievous, 1985-88	963	1. Anthony Peeler, 1989-92	196
2. Derrick Chievous, 1985-88	19.9	2. Anthony Peeler, 1989-92	670	2. Brian Grawer, 1998-2001	195
3. John Brown, 1971-73	19.7	3. Don Tomlinson, 1968-70	650	3. Lynn Hardy, 1985-88	194
4. Kareem Rush, 2000-02	19.4	4. Kelly Thames, 1994-98	648	4. Doug Smith, 1988-91	178
5. Charles Henke, 1959-61	18.1	5. Steve Stipanovich, 1980-83	580	5. Mike Sandbothe, 1986-89	172
6. Ron Coleman, 1965-67	17.8	6. Charles Henke, 1959-61	554	6. Jeff Hafer, 1997-2000	169
7. Norm Stewart, 1954-56	17.7	7. Doug Smith, 1988-91	517	7. Clarence Gilbert, 1999-02	167
8. Jeff Strong, 1985-86	17.5	Curtis Berry, 1978-81	517	8. J.T. Tiller, 2006-10	166
9. Henry Smith, 1970-71	17.4	9. John Brown, 1971-73	494	9. Jevon Crudup, 1991-94	154
10. Doug Smith, 1988-91	17.1	10. Leo Lyons, 2005-09	488	10. Derrick Chievous, 1985-88	152
<b>FIELD GOALS ATTEMPTED</b>	<b>1,758</b>	<b>FREE THROWS MADE</b>	<b>764</b>	<b>GAMES PLAYED</b>	<b>134</b>
1. Doug Smith, 1988-91	1,758	1. Derrick Chievous, 1985-88	764	1. Mike Sandbothe, 1986-89	134
2. Derrick Chievous, 1985-88	1,710	2. Anthony Peeler, 1989-92	522	2. Arthur Johnson, 2001-04	132
3. Clarence Gilbert, 1999-2002	1,482	3. Kelly Thames, 1994-98	495	Nathan Buntin, 1987-90	132
4. Anthony Peeler, 1989-92	1,428	4. Don Tomlinson, 1968-70	448	Gary Leonard, 1986-89	132
5. Arthur Johnson, 2001-04	1,388	5. Steve Stipanovich, 1980-83	418	<b>5. <u>Marcus Denmon, 2009-Pres.</u></b>	<b>131</b>
6. Rickey Paulding, 2001-04	1,307	6. Charles Henke, 1959-61	396	<u>Kim English, 2009-Pres.</u>	131
7. Steve Stipanovich, 1980-83	1,319	7. Doug Smith, 1988-91	386	J.T. Tiller, 2006-10	131
8. Jon Sundvold, 1980-83	1,273	8. Melvin Booker, 1991-94	382	Rickey Paulding, 2001-04	131
9. Kelly Thames, 1994-98	1,256	9. John Brown, 1971-73	377	9. Derrick Chievous, 1985-88	130
10. Kareem Rush, 2000-02	1,235	10. Al Eberhard, 1972-74	365	10. Clarence Gilbert, 1999-2002	128
<b>FIELD GOALS MADE</b>	<b>897</b>	<b>FREE THROW PERCENTAGE</b>	<b>.853</b>	Kelly Thames, 1994-98	128
1. Doug Smith, 1988-91	897	<b>1. <u>Michael Dixon, 2010-Pres.</u></b>	<b>.853</b>	Doug Smith, 1988-91	128
2. Derrick Chievous, 1985-88	893	2. Jon Sundvold, 1980-83	.848	Steve Stipanovich, 1980-83	128
3. Arthur Johnson, 2001-04	730	3. Jason Sutherland, 1994-97	.846	Jon Sundvold, 1980-83	128
4. Steve Stipanovich, 1980-83	709	4. Brian Grawer, 1998-2001	.837		
5. Anthony Peeler, 1989-92	666	5. Derek Grimm, 1994-97	.813	<b>Current Tigers Bolded and Underlined</b>	
6. Jon Sundvold, 1980-83	628	6. Al Eberhard, 1972-74	.799		
7. Jevon Crudup, 1991-94	603	7. Jimmy McKinney, 2002-06	.798		
8. Kelly Thames, 1994-98	585	Ken Doughty, 1961-63	.798		
9. Melvin Booker, 1991-94	566	9. Byron Irvin, 1988-89	.791		
10. Rickey Paulding, 2001-04	560	10. Paul O'Liney, 1995-95	.790		
		Willie Smith, 1975-76	.790		
<b>FIELD GOAL PERCENTAGE</b>	<b>.614</b>	<b>REBOUNDS</b>	<b>1,083</b>		
<i>500 Attempts (Min.)</i>		1. Arthur Johnson, 2001-04	1,083		
1. Jeff Warren, 1990-93	.614	2. Doug Smith, 1988-91	1,053		
2. Ricky Frazier, 1980-82	.594	3. Steve Stipanovich, 1980-83	984		
3. Gary Leonard, 1986-89	.560	4. Derrick Chievous, 1985-88	979		
4. Curtis Berry, 1978-81	.556	5. Bill Stauffer, 1951-52	964		
5. DeMarre Carroll, 2007-09	.549	6. Greg Cavener, 1982-85	894		
Mark Dressler, 1979-83	.549	7. Jevon Crudup, 1991-94	874		
7. Greg Cavener, 1982-85	.548	8. Curtis Berry, 1978-81	811		
8. Steve Stipanovich, 1980-83	.538	9. Al Eberhard, 1972-74	806		
9. Leo Lyons, 2005-09	.530	10. Kelly Thames, 1994-98	785		
Mike Sandbothe, 1986-89	.530				
Malcolm Thomas, 1984-85	.530	<b>BLOCKED SHOTS</b>	<b>245</b>		
<b>3-POINT FIELD GOALS ATT.</b>	<b>906</b>	1. Arthur Johnson, 2001-04	245		
1. Clarence Gilbert, 1999-2002	906	2. Steve Stipanovich, 1980-83	149		
<b>2. <u>Marcus Denmon, 2009-Pres.</u></b>	<b>629</b>	3. Doug Smith, 1988-91	129		
3. Matt Lawrence, 2005-09	614	<b>4. <u>Laurence Bowers, 2009-Pres.</u></b>	<b>123</b>		
<b>4. <u>Kim English, 2009-Pres.</u></b>	<b>558</b>	5. Travon Bryant, 2001-04	119		
Kareem Rush, 2000-02	536	6. Jevon Crudup, 1991-94	116		
6. Thomas Gardner, 2003-06	532	<b>7. <u>Steve Moore, 2009-Pres.</u></b>	<b>97</b>		
7. Rickey Paulding, 2001-04	512	8. Gary Leonard, 1986-89	95		
8. Brian Grawer, 1998-2001	501	9. Chris Heller, 1990-91, 93-94	89		
9. Jason Sutherland, 1994-97	469	10. Leo Lyons, 2005-09	77		
10. Melvin Booker, 1991-94	467				
<b>3-POINT FIELD GOALS MADE</b>	<b>332</b>	<b>ASSISTS</b>	<b>497</b>		
1. Clarence Gilbert, 1999-2002	332	1. Anthony Peeler, 1989-92	497		
<b>2. <u>Marcus Denmon, 2009-Pres.</u></b>	<b>253</b>	2. Melvin Booker, 1991-94	488		
3. Matt Lawrence, 2005-09	244	3. Larry Drew, 1977-80	433		
4. Kareem Rush, 2000-02	226	4. Lee Coward, 1987-90	431		
<b>5. <u>Kim English, 2009-Pres.</u></b>	<b>218</b>	5. Jason Horton, 2004-08	413		
6. Brian Grawer, 1998-2001	210	6. Jon Sundvold, 1980-83	382		
7. Rickey Paulding, 2001-04	191	7. Mike Sandbothe, 1986-89	380		
8. Jason Sutherland, 1994-97	190	8. Lynn Hardy, 1985-88	358		
9. Melvin Booker, 1991-94	183	9. Jimmy McKinney, 2002-06	349		
10. Thomas Gardner, 2003-06	179	10. J.T. Tiller, 2006-2010	332		

## 2011-12 MIZZOU BASKETBALL RESULTS

Date	Opponent	W/L, Score	Attendance	Top Scorer	Top Rebounder	Top Assist
11-11-11	SEMO	W, 83-68	9,612	20 - Denmon 20 - Ratliffe	8 - Denmon 8 - Ratliffe	4 - Dixon
11-14-11	Mercer	W, 81-63	5,778	22 - P. Pressey	7 - Ratliffe	4 - P. Pressey
11-17-11	Niagara	W, 83-52	6,315	22 - Denmon	7 - Denmon 7 - English	5 - P. Pressey
11-21-11	vs. Notre Dame	W, 87-58	11,436	26 - Denmon	8 - Ratliffe	4 - English
11-22-11	vs. California	W, 92-58	10,747	19 - English	6 - Denmon	4 - Denmon
11-27-11	Binghamton	W, 88-59	5,037	29 - English	5 - Green 5 - P. Pressey 5 - Ratliffe	11 - P. Pressey
12-02-11	Northwestern State	W, 90-56	12,252	31 - Denmon	8 - M. Pressey	6 - P. Pressey
12-06-11	vs. Villanova	W, 81-71	8,231	28 - Denmon	11 - Ratliffe	12 - P. Pressey
12-10-11	Navy	W, 84-59	11,529	22 - Denmon	8 - Ratliffe	5 - Dixon 5 - P. Pressey
12-15-11	Kennesaw State	W, 104-67	8,015	18 - Ratliffe 18 - Dixon	7 - Ratliffe	10 - P. Pressey
12-18-11	William & Mary	W, 94-56	9,026	30 - Dixon	7 - Ratliffe	5 - P. Pressey
12-22-11	vs. Illinois	W, 78-74	22,087	18 - Dixon 18 - P. Pressey	8 - English	5 - P. Pressey
12-30-11	at Old Dominion	W, 75-68	8,460	19 - Denmon	11 - Ratliffe	7 - P. Pressey
1-3-12	vs. Oklahoma	W, 87-49	15,061	23 - English	9 - English	7 - P. Pressey
1-07-12	at Kansas State	L, 75-59	12,528	17 - Denmon	6 - Denmon	3 - Denmon 3 - P. Pressey
1-11-12	at Iowa State	W, 76-69	13,198	14 - M. Pressey	9 - Moore	7 - Denmon
1-14-12	Texas	W, 84-73	14,026	21 - Ratliffe	11 - Denmon	11 - P. Pressey
1-16-12	Texas A&M	W, 70-51	15,061	18 - Dixon	9 - Denmon	4 - P. Pressey
1-21-12	at Baylor	W, 89-88	10,617	27 - Ratliffe	8 - Ratliffe	7 - P. Pressey
1-25-12	at Oklahoma State	L, 79-72	9,476	25 - Ratliffe	12 - Ratliffe	2 - Dixon 2 - M. Pressey 2 - P. Pressey
1-28-12	Texas Tech	W, 63-50	15,061	22 - English	6 - Denmon	12 - P. Pressey
1-30-12	at Texas	W, 67-66	12,023	21 - Dixon	6 - English	5 - P. Pressey
2-4-12	Kansas	W, 74-71	15,061	29 - Denmon	9 - Denmon	5 - Dixon
2-6-12	at Oklahoma	W, 71-68	7,994	25 - Denmon	10 - Ratliffe	7 - P. Pressey
2-11-12	Baylor	W, 72-57	15,061	19 - P. Pressey	8 - Ratliffe	6 - Denmon 6 - Dixon

### 2011-12 Season Attendance Figures

Location	Games	Totals	Average	High Attendance
Home	14	156,895	11,207	15,061 (5 times)
Away	7	74,296	10,614	13,395
Neutral	4	52,501	13,125	22,087
<b>Totals</b>	<b>25</b>	<b>283,692</b>	<b>11,348</b>	<b>22,087</b>

## 2011-12 MIZZOU BASKETBALL OVERALL SEASON STATS

<b>Record</b>	<b>Overall</b>	<b>Home</b>	<b>Away</b>	<b>Neutral</b>
All-Games	23-2	14-0	5-2	4-0
<b>Big 12 Games</b>	<b>10-2</b>	<b>6-0</b>	<b>4-2</b>	<b>0-0</b>

##	Player	TOTAL			3-PTS			REBOUNDS																				
		GP	GS	Min	Avg	FG	FGA	Pct	3FG	FGA	Pct	FT	FTA	Pct	Off	Def	Tot	Avg	PF	FO	A	TO	Blk	Stl	Pts	Avg		
12	Denmon, Marcus	25	25	849	34.0	144	314	.459	69	172	.401	92	102	.902	31	101	132	5.3	24	0	60	31	1	38	449	18.0		
10	Ratliffe, Ricardo	25	25	642	25.7	154	209	.737	0	0	.000	42	64	.656	70	100	170	6.8	64	0	17	40	23	18	350	14.0		
24	English, Kim	25	25	819	32.8	114	227	.502	57	122	.467	64	87	.736	24	79	103	4.1	58	2	40	46	10	31	349	14.0		
11	Dixon, Michael	25	0	644	25.8	99	214	.463	33	91	.363	79	89	.888	7	44	51	2.0	50	1	76	40	2	33	310	12.4		
01	Pressey, Phil	25	25	783	31.3	77	191	.403	20	71	.282	69	91	.758	10	74	84	3.4	43	1	146	58	1	57	243	9.7		
03	Pressey, Matt	25	25	659	26.4	62	149	.416	18	50	.360	35	50	.700	24	59	83	3.3	35	0	43	23	3	24	177	7.1		
32	Moore, Steve	25	0	399	16.0	30	56	.536	1	1	1.000	19	33	.576	28	42	70	2.8	52	2	16	16	33	17	80	3.2		
15	Green, Kadeem	11	0	115	10.5	12	17	.706	0	0	.000	9	18	.500	9	25	34	3.1	17	0	2	6	2	3	33	3.0		
25	Sutton, Jarrett	11	0	49	4.5	2	10	.200	2	10	.200	0	0	.000	0	6	6	0.5	3	0	0	0	0	0	6	0.5		
35	Jones, Andrew	6	0	15	2.5	0	1	.000	0	0	.000	3	4	.750	1	1	2	0.3	3	0	0	1	0	0	3	0.5		
44	Rosburg, Andy	11	0	26	2.4	1	1	1.000	0	0	.000	2	2	1.000	0	5	5	0.5	2	0	0	1	0	0	4	0.4		
TM	TEAM.....															30	40	70	2.9	0			2			0		
Total.....		25				695	1389	.500	200	517	.387	414	540	.767	234	576	810	32.4	351	6	400	264	75	221	2004	80.2		
Opponents.....		25				601	1384	.434	151	433	.349	247	369	.669	272	524	796	31.8	477	-	305	393	64	132	1600	64.0		

### 2011-12 Statistical Summaries

Team Statistics	MU	OPP
SCORING	2004	1600
Points per game	80.2	64.0
Scoring margin	+16.2	-
FIELD GOALS-ATT	695-1389	601-1384
Field goal pct	.500	.434
3 POINT FG-ATT	200-517	151-433
3-point FG pct	.387	.349
3-pt FG made per game	8.0	6.0
FREE THROWS-ATT	414-540	247-369
Free throw pct	.767	.669
F-Throws made per game	16.6	9.9
REBOUNDS	810	796
Rebounds per game	32.4	31.8
Rebounding margin	+0.6	-
ASSISTS	400	305
Assists per game	16.0	12.2
TURNOVERS	264	393
Turnovers per game	10.6	15.7
Turnover margin	+5.2	-
Assist/turnover ratio	1.5	0.8
STEALS	221	132
Steals per game	8.8	5.3
BLOCKS	75	64
Blocks per game	3.0	2.6
ATTENDANCE	156895	126797
Home games-Avg/Game	14-11207	7-10614
Neutral site-Avg/Game	-	4-13125

### 2011-12 Game-By-Game Results

Date	Opponent	W/L	Score	Att.
11-11-11	SEMO	W	83-68	9612
11-14-11	MERCER	W	81-63	5778
11-17-11	NIAGARA	W	83-52	6315
11-21-11	vs. Notre Dame	W	87-58	11436
11-22-11	vs. California	W	92-53	10747
11-27-11	BINGHAMTON	W	88-59	5,037
12-02-11	NORTHWESTERN ST.	W	90-56	12,252
12-06-11	vs. Villanova	W	81-71	8,231
12-10-11	NAVY	W	84-59	11,529
12-15-11	KENNESAW STATE	W	104-67	8,015
12-18-11	WILLIAM & MARY	W	94-56	9,026
12-22-11	vs. Illinois	W	78-74	22,087
12-30-11	at Old Dominion	W	75-68	8,460
1-03-12	OKLAHOMA	W	87-49	15,061
1-07-12	at Kansas State	L	59-75	12,528
1-11-12	at Iowa State	W	76-69	13,395
1-14-12	TEXAS	W	84-73	14,026
1-16-12	TEXAS A&M	W	70-51	15,061
1-21-12	at Baylor	W	89-88	10,617
1-25-12	at Oklahoma State	L	70-72	9,476
1-28-12	TEXAS TECH	W	63-50	15,061
1-30-12	at Texas	W	67-66	12,023
2-04-12	KANSAS	W	74-71	15,061
2-06-12	at Oklahoma	W	71-68	7,994
2-11-12	BAYLOR	W	72-57	15,061

### Score By Periods

	1st	2nd	OT	OT2	Total
Missouri	1008	996	-	-	2004
Opponents	752	848	-	-	1600

## 2011-12 MIZZOU BASKETBALL CONFERENCE SEASON STATS

<b>Record</b>	<b>Overall</b>	<b>Home</b>	<b>Away</b>	<b>Neutral</b>
All-Games	23-2	14-0	5-2	4-0
<b>Big 12 Games</b>	<b>10-2</b>	<b>6-0</b>	<b>4-2</b>	<b>0-0</b>

##	Player	GP	GS	Min	TOTAL			3-PTS			REBOUNDS			Avg	PF	FO	A	TO	Blk	Stl	Pts	Avg				
					Avg	FG	FGA	Pct	3FG	FGA	Pct	FT	FTA										Pct	Off	Def	Tot
12	Denmon, Marcus	12	12	442	36.8	62	150	.413	30	85	.353	52	58	.897	18	52	70	5.8	11	0	31	22	1	17	206	17.2
10	Ratliffe, Ricardo	12	12	330	27.5	71	100	.710	0	0	.000	23	31	.742	34	42	76	6.3	36	0	8	24	11	8	165	13.8
24	English, Kim	12	12	414	34.5	49	104	.471	20	54	.370	31	41	.756	8	37	45	3.8	33	2	17	18	4	16	149	12.4
11	Dixon, Michael	12	0	307	25.6	50	98	.510	20	47	.426	27	32	.844	1	22	23	1.9	29	1	37	22	1	7	147	12.3
01	Pressey, Phil	12	12	392	32.7	36	86	.419	12	38	.316	32	43	.744	6	38	44	3.7	26	1	68	30	0	27	116	9.7
03	Pressey, Matt	12	12	307	25.6	26	68	.382	10	26	.385	10	15	.667	5	20	25	2.1	15	0	18	11	2	10	72	6.0
32	Moore, Steve	12	0	192	16.0	11	27	.407	0	0	.000	6	15	.400	14	23	37	3.1	27	2	2	7	14	5	28	2.3
35	Jones, Andrew	3	0	9	3.0	0	1	.000	0	0	.000	1	2	.500	1	1	2	0.7	1	0	0	1	0	0	1	0.3
44	Rosburg, Andy	2	0	3	1.5	0	0	.000	0	0	.000	0	0	.000	0	0	0	0.0	1	0	0	0	0	0	0	0.0
25	Sutton, Jarrett	2	0	4	2.0	0	0	.000	0	0	.000	0	0	.000	0	0	0	0.0	1	0	0	0	0	0	0	0.0
TM TEAM.....													14	20	34	3.1	0			1		0				
Total.....		12				305	634	.481	92	250	.368	182	237	.768	101	255	356	29.7	180	6	181	136	33	90	884	73.7
Opponents.....		12				300	649	.462	72	178	.404	124	187	.663	129	254	383	31.9	222	-	159	177	38	61	796	66.3

### 2011-12 Conference Statistical Summaries

Team Statistics	MU	OPP
SCORING	884	796
Points per game	73.7	66.3
Scoring margin	+7.3	-
FIELD GOALS-ATT	305-634	300-649
Field goal pct	.481	.462
3 POINT FG-ATT	92-250	72-178
3-point FG pct	.368	.404
3-pt FG made per game	7.7	6.0
FREE THROWS-ATT	182-237	124-187
Free throw pct	.768	.663
F-Throws made per game	15.2	10.3
REBOUNDS	356	383
Rebounds per game	29.7	31.9
Rebounding margin	-2.2	-
ASSISTS	181	159
Assists per game	15.1	13.3
TURNOVERS	136	177
Turnovers per game	11.3	14.8
Turnover margin	+3.4	-
Assist/turnover ratio	1.3	0.9
STEALS	90	61
Steals per game	7.5	5.1
BLOCKS	33	38
Blocks per game	2.8	3.2
ATTENDANCE	89331	65836
Home games-Avg/Game	6-14888	6-10973
Neutral site-Avg/Game	-	0-0

### 2011-12 Conference Game-By-Game Results

Date	Opponent	W/L	Score	Att.
1-03-12	OKLAHOMA	W	87-49	15,061
1-07-12	at Kansas State	L	59-75	12,528
1-11-12	at Iowa State	W	76-69	13,395
1-14-12	TEXAS	W	84-73	14,026
1-16-12	TEXAS A&M	W	70-51	15,061
1-21-12	at Baylor	W	89-88	10,617
1-25-12	at Oklahoma State	L	79-72	9,476
1-28-12	TEXAS TECH	W	63-50	15,061
1-30-12	at Texas	W	67-67	12,023
2-04-12	KANSAS	W	74-71	15,061
2-06-12	at Oklahoma	W	71-68	7,994
2-11-12	BAYLOR	W	72-57	15,061

### Score By Periods

	1st	2nd	OT	OT2	Total
Missouri	430	454	-	-	884

## 2011-12 MIZZOU POINTS-REBOUNDS-ASSISTS SUMMARY

Opponent	1 P. Pressey	3 M. Pressey	10 Ratliffe	11 Dixon	12 Denmon	24 English	25 Sutton	32 Moore	35 Jones	44 Rosburg
SEMO	10-6-3	2-3-2	20-8-1	8-3-4	20-8-0	19-5-0	0-0-0	2-0-1	DNP	0-0-0
MERCER	22-3-4	6-3-3	3-7-0	14-4-0	12-5-3	18-3-1	DNP - CD	2-4-1	DNP	DNP - CD
NIAGARA	8-2-5	12-3-1	12-6-1	12-1-3	22-7-2	14-7-3	0-2-0	3-5-1	DNP	0-2-0
vs. Notre Dame	17-4-2	7-5-1	12-8-2	6-5-2	26-4-0	10-6-4	0-0-0	4-2-1	DNP	0-0-0
vs. Cal	4-1-3	13-5-3	10-5-1	11-1-3	18-6-4	19-4-2	6-0-0	10-2-2	DNP	0-0-0
BINGHAMTON	0-5-11	2-3-1	18-5-0	11-1-3	13-4-2	29-0-2	0-1-0	7-0-2	DNP	0-1-0
NORHTWESTERN ST.	0-3-6	5-8-5	22-7-0	19-2-2	31-6-2	9-6-4	0-1-0	4-3-2	DNP	0-0-0
vs. Villanova	8-3-12	6-6-1	17-11-0	6-3-7	28-5-3	15-2-0	DNP - CD	1-3-0	DNP	DNP - CD
NAVY	11-2-5	12-5-1	14-8-0	4-3-5	22-3-2	13-4-3	0-0-0	7-3-0	0-0-0	0-0-0
KENNESAW STATE	9-4-10	15-3-2	18-7-0	18-2-4	17-6-0	13-3-2	0-1-0	3-2-4	0-0-0	2-1-0
WILLIAM & MARY	6-3-5	11-5-3	11-7-2	30-1-2	7-4-3	17-4-1	0-1-0	4-3-2	2-0-0	2-1-0
vs. Illinois	18-2-5	10-6-0	14-4-0	18-2-4	8-1-3	8-8-1	DNP - CD	2-5-0	DNP - CD	DNP - CD
at Old Dominion	14-2-7	4-3-2	14-11-2	6-0-0	19-3-5	16-6-0	DNP-CD	2-1-0	DNP-CD	DNP-CD
OKLAHOMA	4-2-7	9-5-2	13-8-0	13-1-4	20-7-3	23-9-1	0-0-0	3-4-0	1-2-0	0-0-0
at Kansas State	3-5-3	11-3-1	2-1-0	16-1-2	17-6-3	8-1-0	DNP - CD	5-5-2	0-0-0	DNP - CD
at Iowa State	12-5-5	14-2-3	12-8-3	12-2-0	6-4-7	10-6-2	DNP - CD	10-9-0	DNP - CD	DNP - CD
TEXAS	18-1-10	5-2-1	21-4-2	4-1-3	18-11-3	14-4-1	DNP - CD	4-1-0	DNP - CD	DNP - CD
TEXAS A&M	10-7-4	0-1-2	17-6-1	18-5-2	16-9-3	8-5-0	0-0-0	1-2-0	0-0-0	0-0-0
at Baylor	16-5-7	11-2-3	27-8-0	6-4-2	17-3-2	10-2-4	DNP - CD	2-3-0	DNP - CD	DNP - CD
at Oklahoma State	10-5-2	8-1-2	25-12-0	4-2-2	17-4-1	8-4-1	DNP - CD	0-2-0	DNP - CD	DNP - CD
TEXAS TECH	3-3-12	2-3-0	8-4-0	9-2-2	19-6-1	22-2-0	DNP - CD	0-2-0	DNP - CD	DNP - CD
at Texas	13-4-5	5-2-1	12-3-0	21-1-4	6-5-0	8-6-1	DNP - CD	1-2-0	DNP - CD	DNP - CD
KANSAS	2-2-3	2-1-1	6-4-1	15-2-5	29-9-2	18-3-1	DNP - CD	2-2-0	DNP - CD	DNP - CD
at Oklahoma	5-1-7	5-1-2	15-10-1	13-1-5	5-1-0	8-1-4	DNP - CD	0-3-0	DNP - CD	DNP - CD
BAYLOR	19-4-3	0-0-0	6-8-0	16-1-6	16-5-6	12-2-2	DNP - CD	3-2-1	DNP - CD	DNP - CD
OKLAHOMA STATE										
at Texas A&M										
KANSAS STATE										
at Kansas										
IOWA STATE										
at Texas Tech										

DNP - INJ - Did Not Play, Injury

DNP - CD - Did Not Play, Coach's Decision

## M I Z Z O U / O P P O N E N T G A M E - B Y - G A M E S T A T I S T I C S

Date	Game	FG-FGA / %	3FG-3FGA / %	FT-FTA / %	OR-DR-TOT	PF	A	TO	Blk	Stl	Pts (1st-2nd-OT)
11-11	Missouri	27-58 / .466	6-16 / .375	23-27 / .852	11-25-36	16	11	10	5	7	83 (38-45)
	SEMO	27-57 / .474	4-11 / .364	10-15 / .667	9-22-31	24	12	14	2	4	68 (36-32)
11-14	Missouri	25-54 / .463	11-22 / .500	20-29 / .690	13-21-34	15	12	13	4	14	81 (40-41)
	Mercer	23-52 / .442	8-20 / .400	9-12 / .750	9-21-30	24	16	20	3	9	63 (24-39)
11-17	Missouri	25-53 / .472	12-22 / .545	21-29 / .724	7-32-39	10	16	7	2	13	81 (40-41)
	Niagara	20-58 / .345	5-26 / .192	7-10 / .700	8-26-34	22	6	16	4	3	63 (24-39)
11-21	Missouri	32-55 / .582	5-11 / .455	18-21 / .857	4-34-38	17	12	8	5	10	87 (52-35)
	Notre Dame	20-54 / .370	4-16 / .250	14-19 / .737	5-19-24	16	8	13	1	5	58 (37-21)
11-22	Missouri	30-51 / .588	10-24 / .417	22-26 / .846	6-21-27	15	18	11	3	10	92 (45-47)
	California	17-57 / .298	2-9 / .222	17-20 / .850	17-17-34	22	6	21	1	8	58 (26-27)
11-27	Missouri	34-62 / .548	11-32 / .344	9-15 / .600	8-19-27	8	23	6	2	11	88 (49-39)
	Binghamton	23-46 / .500	7-17 / .412	6-8 / .750	5-25-30	22	6	21	1	8	59 (31-28)
12-02	Missouri	36-65 / .554	9-22 / .409	9-15 / .600	16-27-43	12	21	13	2	9	90 (57-33)
	Northwestern State	21-61 / .344	6-20 / .300	8-13 / .615	16-17-33	15	9	16	4	7	56 (31-25)
12-06	Missouri	28-66 / .424	10-25 / .400	15-18 / .833	13-23-37	14	23	8	1	8	81 (42-39)
	Villanova	25-60 / .417	11-29 / .379	10-15 / .667	13-25-38	19	16	15	1	4	71 (29-42)
12-10	Missouri	27-55 / .491	7-18 / .389	23-28 / .821	11-29-40	12	16	12	1	6	84 (45-39)
	Navy	23-55 / .418	8-25 / .320	5-12 / .417	7-22-29	23	17	14	2	6	59 (26-33)
12-15	Missouri	39-65 / .600	6-18 / .333	20-25 / .800	13-23-36	11	20	9	5	14	104 (47-57)
	Kennesaw State	25-58 / .431	9-24 / .375	8-12 / .667	12-14-26	20	14	19	1	6	67 (33-34)
12-18	Missouri	35-58 / .603	7-21 / .222	17-20 / .850	7-29-36	14	18	6	4	11	94 (44-50)
	William & Mary	19-53 / .358	5-22 / .227	13-20 / .650	10-18-28	16	8	14	0	4	56 (18-38)
12-22	Missouri	26-59 / .411	7-19 / .368	19-23 / .826	11-19-30	13	13	13	4	7	78 (41-37)
	Illinois	31-62 / .500	4-16 / .250	8-10 / .800	12-23-35	16	10	17	2	5	74 (30-44)
12-30	Missouri	26-54 / .481	7-17 / .412	16-27 / .593	12-19-31	15	16	12	4	11	75 (33-42)
	Old Dominion	27-62 / .435	6-20 / .300	8-16 / .500	20-21-41	22	14	15	5	5	68 (35-33)
1-04	Missouri	32-54 / .593	12-21 / .571	11-14 / .786	9-29-38	13	17	9	5	4	87 (43-44)
	Oklahoma	18-54 / .333	3-11 / .273	10-10 / 1.000	7-16-23	15	12	8	2	3	49 (25-24)
1-07	Missouri	16-49 / .327	7-24 / .292	20-25 / .800	7-18-25	22	10	14	2	7	59 (25-34)
	Kansas State	28-57 / .491	4-12 / .333	15-21 / .714	13-26-39	22	18	14	7	2	75 (44-31)
1-11	Missouri	31-60 / .517	5-21 / .238	9-12 / .750	11-27-38	20	20	11	1	6	76 (36-40)
	Iowa State	22-50 / .440	12-23 / .522	13-25 / .520	8-19-27	27	12	13	5	4	69 (38-31)
1-14	Missouri	29-54 / .537	10-21 / .476	16-21 / .762	8-18-26	13	20	9	4	6	84 (43-41)
	Texas	27-59 / .458	9-16 / .563	10-14 / .714	16-20-36	20	16	14	1	5	73 (30-43)
1-16	Missouri	19-47 / .404	5-17 / .294	27-31 / .871	12-26-38	15	12	11	1	9	70 (42-28)
	Texas A&M	17-48 / .354	5-12 / .417	12-15 / .800	8-18-26	23	5	15	1	6	51 (23-28)
1-21	Missouri	30-55 / .545	7-21 / .333	22-31 / .710	14-18-32	14	18	18	5	11	89 (39-50)
	Baylor	36-63 / .571	7-16 / .438	9-11 / .818	11-15-26	25	23	19	5	7	88 (35-53)
1-25	Missouri	26-65 / .400	4-19 / .211	16-18 / .889	13-18-31	14	8	10	2	11	72 (36-36)
	Oklahoma State	31-52 / .596	5-13 / .385	12-14 / .857	5-27-32	12	14	16	7	7	79 (37-42)
1-28	Missouri	19-48 / .396	6-21 / .286	19-23 / .826	8-19-27	12	15	10	2	13	63 (31-32)
	Texas Tech	20-44 / .455	8-18 / .444	2-6 / .333	7-24-31	22	14	21	1	3	50 (24-26)
1-30	Missouri	27-56 / .482	5-14 / .357	8-11 / .727	6-20-26	18	11	10	5	7	67 (27-40)
	Texas	24-57 / .421	2-12 / .167	16-24 / .667	16-22-38	14	5	13	6	4	66 (22-44)
2-04	Missouri	25-58 / .521	10-22 / .455	14-20 / .700	4-22-26	10	13	14	2	4	74 (39-35)
	Kansas	30-56 / .536	6-16 / .375	5-9 / .556	7-22-29	20	12	15	2	7	71 (34-37)
2-06	Missouri	25-48 / .563	7-21 / .333	10-18 / .556	3-19-22	18	19	12	2	10	71 (36-35)
	Oklahoma	26-51 / .510	7-12 / .583	9-23 / .391	13-23-36	17	18	16	1	6	68 (33-35)
2-11	Missouri	24-50 / .480	14-28 / .500	10-13 / .769	6-21-27	11	18	8	2	2	72 (33-39)
	Baylor	21-58 / .362	4-17 / .235	11-15 / .733	18-22-40	16	10	13	0	7	57 (29-28)

# 2011-12 MIZZOU BASKETBALL BOX SCORES

## Game 1: Mizou 83, SEMO 68

		Score by Period			1st	2nd	Total
Nov. 11, 2011	Mizzou Arena	SEMO			36	32	68
	Columbia, Mo.	Mizzou			38	45	83

### SEMO

##	Player	tot		3-pt		reb.				pf	tp	a	to	blk	stl	min		
		fg	fga	fg	fga	ft	fta	of	de								tot	
11	Porter, Michael - F	1	5	0	0	3	4	1	4	5	4	5	0	1	0	0	21	
33	Stone, Tyler - F	7	14	1	1	3	4	2	4	6	3	18	1	2	1	1	37	
02	Brister, Marcus - G	6	9	0	0	3	5	1	4	5	4	15	6	2	0	0	34	
13	Nutt, Lucas - G	2	6	1	4	0	0	0	1	1	2	5	2	1	0	1	31	
23	Smith, Marland - G	3	9	1	3	4	0	0	1	2	3	3	7	0	4	0	1	23
01	Johnson, Nino	5	7	0	0	1	2	3	4	7	2	11	1	2	1	1	22	
03	Niemczyk, Nick	1	2	0	1	0	0	0	1	1	3	2	2	2	0	0	10	
05	Wilkerson, Telvin	2	5	1	2	0	0	0	2	2	3	5	0	0	0	0	22	
TEAM																		
Totals		27	57	4	11	10	15	9	2	31	24	68	12	14	2	4	200	

TOTAL FG% 1st Half: 15-29 51.7% 2nd Half: 12-28 42.9% Game: 47.4% DEADBALL REBOUNDS  
 3-Pt. FG% 1st Half: 3-5 60.0% 2nd Half: 1-6 16.7% Game: 36.4%  
 F Throw % 1st Half: 3-5 60.0% 2nd Half: 7-10 70.0% Game: 66.7%

### MIZZOU

##	Player	tot		3-pt		reb.				pf	tp	a	to	blk	s	min	
		fg	fga	fg	fga	ft	fta	of	de								tot
10	Ratliffe, Ricardo - F	8	12	0	0	4	4	3	5	8	3	20	1	1	2	1	26
01	Pressey, Phil - G	4	11	0	1	2	5	1	5	6	1	10	3	3	0	0	33
03	Pressey, Matt - G	1	2	0	0	0	0	1	2	3	1	2	2	0	0	0	23
12	Denmon, Marcus - G	6	14	1	4	7	7	2	6	8	0	20	0	0	0	3	35
24	English, Kim - G	6	14	5	9	2	3	2	3	5	3	19	0	2	0	0	34
11	Dixon, Michael	0	3	0	2	8	8	0	3	3	2	8	4	3	0	2	27
15	Green, Kadeem	1	1	0	0	0	0	1	1	2	2	2	0	0	1	0	8
25	Sutton, Jarrett	0	0	0	0	0	0	0	0	0	0	0	0	0	0	0	1
32	Moore, Steve	1	1	0	0	0	0	0	0	0	4	2	1	1	2	1	12
44	Rosburg, Andy	0	0	0	0	0	0	0	0	0	0	0	0	0	0	0	1
TEAM																	
Totals		27	58	6	16	23	27	11	25	36	16	83	11	10	5	7	200

TOTAL FG% 1st Half: 13-25 52.0% 2nd Half: 14-33 42.4% Game: 46.6% DEADBALL REBOUNDS  
 3-Pt. FG% 1st Half: 2-7 28.6% 2nd Half: 4-9 44.4% Game: 37.5%  
 F Throw % 1st Half: 10-12 83.3% 2nd Half: 13-15 86.7% Game: 85.2%

## Game 2: Mizou 81, Mercer 63

		Score by Period			1st	2nd	Total
Nov. 14, 2011	Mizzou Arena	Mercer			24	39	63
	Columbia, Mo.	Mizzou			40	41	81

### MERCER

##	Player	tot		3-pt		reb.				pf	tp	a	to	blk	stl	min	
		fg	fga	fg	fga	ft	fta	of	de								tot
05	Bud Thomas - F	1	4	0	2	1	2	0	3	3	2	9	1	1	1	1	33
15	Justin Cevil - F	3	5	1	3	2	2	0	1	1	0	9	0	2	0	1	13
20	Jakob Gollon - F	4	14	0	5	0	0	1	6	7	4	8	4	4	0	0	34
52	Daniel Coursey - F	3	6	0	0	2	4	4	2	6	4	8	0	2	1	0	22
21	Langston Hall - G	3	6	1	3	4	4	0	3	3	3	11	7	5	1	3	37
00	R.J. Miskimon	0	0	0	0	0	0	0	0	0	0	1	0	0	0	0	1
03	Kevin Canevari	0	0	0	0	0	0	0	0	0	0	1	0	0	0	0	4
14	T.J. Hallice	1	1	0	0	0	0	0	0	0	0	2	0	0	0	0	4
22	Darius Moten	0	1	0	0	0	0	2	0	2	0	0	0	1	0	0	3
32	Chris Smith	0	0	0	0	0	0	0	1	1	1	0	0	3	0	0	9
23	Shaquille Harris	1	1	1	1	0	0	0	0	0	2	3	0	0	0	0	4
34	Jibri Bryan	7	11	5	6	0	0	2	1	3	2	19	2	1	0	3	23
44	Marquise Jackson	0	0	0	0	0	0	0	0	0	1	0	0	0	0	0	3
45	Monty Brown	0	1	0	0	0	0	0	0	0	1	0	1	1	0	0	5
52	Paul Larsen	0	2	0	0	0	0	0	1	1	2	0	0	0	0	1	5
TEAM																	
Totals		23	52	8	20	9	12	9	21	30	24	63	16	20	3	9	200

TOTAL FG% 1st Half: 9-24 37.5% 2nd Half: 14-28 50.0% Game: 44.2% DEADBALL REBOUNDS  
 3-Pt. FG% 1st Half: 3-8 37.5% 2nd Half: 5-12 41.7% Game: 40.0%  
 F Throw % 1st Half: 3-4 75.0% 2nd Half: 6-8 75.0% Game: 75.0%

### MIZZOU

##	Player	tot		3-pt		reb.				pf	tp	a	to	blk	s	min	
		fg	fga	fg	fga	ft	fta	of	de								tot
10	Ratliffe, Ricardo - F	1	6	0	0	1	2	4	3	7	3	3	0	3	1	3	29
01	Pressey, Phil - G	6	11	3	6	7	8	0	3	3	2	22	4	0	5	34	
03	Pressey, Matt - G	2	6	0	1	2	6	1	2	3	1	6	3	0	0	1	28
12	Denmon, Marcus - G	4	8	2	4	2	2	2	3	5	2	12	3	1	0	2	31
24	English, Kim - G	6	14	5	9	2	3	2	3	5	3	19	0	2	0	0	34
11	Dixon, Michael	4	12	2	5	4	4	1	3	4	2	14	0	1	0	2	25
15	Green, Kadeem	2	2	0	0	0	0	1	3	4	2	4	0	2	0	1	11
32	Moore, Steve	1	1	0	0	0	1	2	2	4	2	2	1	0	2	0	9
TEAM																	
Totals		25	54	11	22	20	29	13	21	34	15	81	12	13	4	14	200

TOTAL FG% 1st Half: 15-35 42.9% 2nd Half: 10-19 52.9% Game: 45.3% DEADBALL REBOUNDS  
 3-Pt. FG% 1st Half: 6-15 40.0% 2nd Half: 5-7 71.4% Game: 50.0%  
 F Throw % 1st Half: 4-6 66.7% 2nd Half: 16-23 69.6% Game: 69.0%

## Game 3: Mizou 83, Niagara 52

		Score by Period			1st	2nd	Total
Nov. 17, 2011	Mizzou Arena	Niagara			22	30	52
	Columbia, Mo.	Mizzou			45	38	83

### NIAGARA

##	Player	tot		3-pt		reb.				pf	tp	a	to	blk	stl	min	
		fg	fga	fg	fga	ft	fta	of	de								tot
12	Gillette, Scooter - F	3	5	0	0	3	4	0	3	3	4	9	0	0	1	0	16
10	Green, Juan'ya - G	4	14	2	7	0	1	1	3	4	1	10	2	7	1	0	34
11	Tanksley, Ameen - G	2	7	1	4	0	0	1	4	5	4	5	0	2	1	0	17
14	Mason, Antoine - G	3	10	1	6	3	4	0	2	2	3	10	1	2	0	2	36
32	Jordan, Marvin - G	2	11	1	6	1	1	0	2	2	3	6	1	3	0	0	36
15	Williams, Eric	3	3	0	0	0	0	1	2	3	2	6	0	1	0	0	12
22	Jones, Skylar	0	1	0	1	0	0	1	1	0	0	0	1	0	0	0	12
24	Langford, Ali	0	2	0	2	0	0	2	1	3	3	0	2	0	0	0	22
30	Thomas, Joseph	3	5	0	0	0	0	1	4	5	2	6	0	0	0	1	17
TEAM																	
Totals		20	58	5	26	7	10	8	26	34	22	52	6	16	4	3	200

TOTAL FG% 1st Half: 9-25 36.0% 2nd Half: 11-33 33.3% Game: 34.5% DEADBALL REBOUNDS  
 3-Pt. FG% 1st Half: 0-9 0.0% 2nd Half: 5-17 29.4% Game: 19.2%  
 F Throw % 1st Half: 4-4 100.0% 2nd Half: 3-6 50.0% Game: 70.0%

### MIZZOU

##	Player	tot		3-pt		reb.				pf	tp	a	to	blk	s	min	
		fg	fga	fg	fga	ft	fta	of	de								tot
10	Ratliffe, Ricardo - F	6	7	0	0	0	0	1	5	6	3	12	1	0	1	0	20
01	Pressey, Phil - G	2	6	1	2	3	5	0	2	2	1	8	5	2	0	5	24
03	Pressey, Matt - G	3	9	2	3	4	6	1	2	3	0	12	1	1	0	1	30
12	Denmon, Marcus - G	7	13	5	8	3	4	1	6	7	0	22	2	0	0	2	30
24	English, Kim - G	4	7	4	6	2	2	1	6	7	0	14	3	2	1	2	32
11	Dixon, Michael	3	7	0	2	6	7	0	1	1	3	12	3	0	0	2	20
15	Green, Kadeem	0	1	0	0	0	1	0	2	2	1	0	0	1	0	0	15
25	Sutton, Jarrett	0	0	0	1	0	0	0	2	2	1	0	0	0	0	0	9
32	Moore, Steve	0	2	0	0	3	4	3	2	5	0	3	1	0	0	1	16
44	Rosburg, Andy	0	0	0	0	0	0	0	2	2	1	0	0	1	0	0	4
TEAM																	
Totals		25	58	12	22	21	29	7	32	39	10	83	16	7	2	14	200

TOTAL FG% 1st Half: 15-31 48.4% 2nd Half: 10-22 45.5% Game: 47.2% DEADBALL REBOUNDS  
 3-Pt. FG% 1st Half: 9-14 64.3% 2nd Half: 3-8 37.5% Game: 54.5%  
 F Throw % 1st Half: 6-10 60.0% 2nd Half: 15-19 78.9% Game: 72.4%

## Game 4: Mizou 87, Notre Dame 58

		Score by Period			1st	2nd	Total
Nov. 21, 2011	Sprint Center	Mizzou			52	35	87
	Kansas City, Mo.	Notre Dame			37	21	58

# 2011-12 MIZZOU BASKETBALL BOX SCORES

## Game 5: Mizzou 92, California 53

		Score by Period			1st	2nd	Total
Nov. 22, 2011	SEMO			36	32	68	
Sprint Center	Mizzou			38	45	83	
Kansas City, Mo.							

MIZZOU		tot		3-pt		reb.												
#	Player	fg	fga	fg	fga	ft	fta	of	de	tot	pf	tp	a	to	blk	stl	min	
10	Ratliffe, Ricardo - F	5	6	0	0	0	1	2	3	5	4	10	1	0	0	0	18	
01	Pressey, Phil - G	1	5	0	1	2	2	0	1	1	1	4	3	3	0	3	30	
03	Pressey, Matt - G	4	5	1	1	4	4	0	5	5	2	13	3	2	0	1	23	
12	Denmon, Marcus - G	6	13	2	8	4	4	1	5	6	1	18	4	1	0	1	34	
24	English, Kim - G	7	12	3	7	2	4	2	2	4	3	19	2	4	0	1	33	
11	Dixon, Michael	2	5	1	4	6	6	0	1	1	1	11	3	0	0	1	28	
15	Green, Kadeem	0	0	0	0	1	2	0	2	2	1	1	0	0	0	0	9	
25	Sutton, Jarrett	2	2	2	2	0	0	0	0	0	0	6	0	0	0	0	3	
32	Moore, Steve	3	3	1	1	3	3	1	1	2	2	10	2	1	3	3	19	
44	Rosburg, Andy	0	0	0	0	0	0	0	0	0	0	0	0	0	0	0	3	
TEAM								0		1								
Totals		30	51	10	24	22	26	6	21	27	15	92	18	11	3	10	200	
TOTAL FG%		1st Half:	15-28	53.6%	2nd Half:	15-23	65.2%	Game:		58.8%	DEADBALL							
3-Pt. FG%		1st Half:	3-	25.0%	2nd Half:	7-12	58.3%	Game:		41.7%	REBOUNDS							
F Throw %		1st Half:	12-14	85.7%	2nd Half:	10-12	83.3%	Game:		84.6%	2, 1							

CALIFORNIA		tot		3-pt		reb.												
#	Player	fg	fga	fg	fga	ft	fta	of	de	tot	pf	tp	a	to	blk	s	min	
03	Solomon, Richard - F	3	4	0	0	2	4	3	2	5	5	8	0	1	1	2	13	
22	Kamp, Harper - F	1	8	0	0	2	2	3	1	4	3	4	0	5	0	0	26	
02	Gutierrez, Jorge - G	4	11	1	3	2	2	2	1	3	5	11	1	4	0	0	25	
12	Smith, Brandon - G	1	3	0	1	4	4	1	1	2	2	6	0	4	0	0	28	
23	Crabbe, Allen - G	1	8	1	2	3	4	0	7	7	2	6	2	3	0	0	28	
01	Cobbs, Justin	3	11	0	2	4	4	1	3	4	1	10	2	2	0	4	30	
13	Chalian, Raffi	0	0	0	0	0	0	0	0	0	0	0	0	0	0	0	1	
15	Bak, Bak	0	0	0	0	0	0	0	0	0	1	0	0	0	0	0	3	
20	Filley, Rob	0	0	0	0	0	0	0	0	0	0	0	0	0	0	0	1	
21	Powers, Jeff	0	1	0	0	0	0	0	0	0	0	0	1	0	0	0	3	
31	Murray, Emerson	0	3	0	1	0	0	0	0	1	0	0	1	0	0	0	12	
34	Thurman, Robert	1	3	0	0	0	0	2	2	0	2	0	2	1	0	0	8	
45	Kravish, David	3	5	0	0	0	0	3	2	5	2	6	0	0	0	0	22	
TEAM								2		0								
Totals		17	57	2	9	17	20	17	17	34	22	53	6	21	1	8	200	
TOTAL FG%		1st Half:	7-27	25.9%	2nd Half:	10-30	33.3%	Game:		29.8%	DEADBALL							
3-Pt. FG%		1st Half:	1-3	33.3%	2nd Half:	1-6	16.7%	Game:		22.2%	REBOUNDS							
F Throw %		1st Half:	11-12	91.70%	2nd Half:	6-8	75.0%	Game:		85.0%	4							

## Game 7: Mizzou 90 Northwestern St. 56

		Score by Period			1st	2nd	Total
Dec. 2, 2011	NSU			31	25	56	
Mizzou Arena	Mizzou			57	33	90	
Columbia, Mo.							

NSU		tot		3-pt		reb.												
#	Player	fg	fga	fg	fga	ft	fta	of	de	tot	pf	tp	a	to	blk	stl	min	
34	Roberson, Gary - F	1	5	0	1	0	0	1	1	2	2	2	0	2	0	0	15	
42	Mosley, William - C	3	7	0	0	2	6	8	14	2	8	0	2	3	0	33		
00	Davis, Shamir - G	1	5	0	1	0	0	0	0	2	2	2	0	2	0	22		
01	Jacobs, Demetrice - G	3	8	0	4	4	4	0	2	2	4	10	1	2	0	1	29	
22	Ellis, Louis - G	4	10	2	6	0	1	0	1	1	10	4	0	1	0	28		
02	Washington, Tyler	1	3	0	1	2	2	0	0	0	4	2	1	0	2	11		
10	Robinson, Patrick	0	0	0	0	0	0	1	0	1	2	0	0	2	0	11		
11	Brisco, John	1	2	1	1	0	0	1	1	1	3	0	3	0	0	6		
15	Uлак, David	0	0	0	0	0	0	0	0	0	0	0	0	0	0	1		
33	Hulbin, James	6	15	2	4	0	0	4	2	6	1	14	0	1	0	1	20	
35	Evans, O.J.	0	0	0	0	0	0	0	0	0	0	0	0	0	0	0	6	
40	Frazier, Marvin	0	1	0	0	0	0	1	0	1	0	0	0	0	0	0	4	
44	Stewart, Gary	1	5	1	2	0	0	1	0	1	0	3	0	1	0	0	14	
TEAM								2		4								
Totals		21	61	6	20	8	13	16	17	33	15	56	9	16	4	7	200	
TOTAL FG%		1st Half:	11-28	39.3%	2nd Half:	10-33	30.3%	Game:		34.4%	DEADBALL							
3-Pt. FG%		1st Half:	4-10	40.0%	2nd Half:	2-10	20.0%	Game:		30.0%	REBOUNDS							
F Throw %		1st Half:	5-7	71.4%	2nd Half:	3-6	50.0%	Game:		61.5%	2							

MIZZOU		tot		3-pt		reb.												
#	Player	fg	fga	fg	fga	ft	fta	of	de	tot	pf	tp	a	to	blk	s	min	
10	Ratliffe, Ricardo - F	10	11	0	0	2	5	3	4	7	0	22	0	1	1	21		
01	Pressey, Phil - G	0	4	0	2	0	0	1	2	3	1	0	6	2	0	0	24	
03	Pressey, Matt - G	2	5	1	2	0	0	3	5	8	1	5	5	1	0	1	30	
12	Denmon, Marcus - G	11	18	7	10	2	3	0	6	6	1	31	2	1	0	1	28	
24	English, Kim - G	4	8	0	4	1	3	2	4	6	2	9	4	1	0	2	25	
11	Dixon, Michael	7	11	1	3	4	4	1	2	0	19	2	4	0	3	25		
15	Green, Kadeem	0	1	0	0	0	0	1	2	3	4	0	0	3	0	1	14	
25	Sutton, Jarrett	0	1	0	1	0	0	0	1	1	0	0	0	0	0	0	6	
32	Moore, Steve	2	6	0	0	0	0	3	0	3	3	4	2	1	1	1	23	
44	Rosburg, Andy	0	0	0	0	0	0	0	0	0	0	0	0	0	0	0	4	
TEAM								2		4								
Totals		36	65	9	22	9	15	16	27	43	12	90	21	13	2	9	200	
TOTAL FG%		1st Half:	24-39	61.5%	2nd Half:	12-26	46.2%	Game:		55.4%	DEADBALL							
3-Pt. FG%		1st Half:	4-8	50.0%	2nd Half:	5-14	35.7%	Game:		40.9%	REBOUNDS							
F Throw %		1st Half:	5-10	50.0%	2nd Half:	4-5	80.0%	Game:		60.0%	2							

## Game 6: Mizzou 88, Binghamton 59

		Score by Period			1st	2nd	Total
Nov. 27, 2011	Mizzou Arena			31	28	59	
Columbia, Mo.	Mizzou			49	39	88	
	Binghamton						

BING		tot		3-pt		reb.												
#	Player	fg	fga	fg	fga	ft	fta	of	de	tot	pf	tp	a	to	blk	stl	min	
14	Dickinson, Ben - F	7	12	0	2	1	2	1	6	7	3	15	2	3	0	0	37	
15	Ogundadegbe, A. - F	0	2	0	0	0	0	0	0	0	0	1	0	0	0	1	8	
32	Williams, Jabrille - G	2	4	0	2	0	0	2	3	5	1	4	1	2	0	0	27	
02	Mansell, Robert - G	3	6	2	3	3	4	0	0	0	2	11	1	2	0	1	24	
20	Gray, Jimmy - G	5	6	3	4	0	0	0	5	5	3	13	1	6	0	0	30	
03	Longoria, Chris	4	10	2	5	2	2	0	1	1	2	12	2	3	0	2	26	
10	Brown, K.J.	0	0	0	0	0	0	0	0	0	1	0	1	0	0	0	4	
21	Rice, Chris	0	0	0	0	0	0	0	0	0	0	0	0	1	0	0	2	
22	Johnson, Taylor	0	1	0	1	0	0	0	0	0	0	0	0	0	0	0	3	
24	Horn, Mike	0	0	0	0	0	0	0	1	1	0	0	0	0	0	0	2	
33	Richards, Omar	1	3	0	0	0	0	0	2	2	3	2	1	1	0	0	17	
34	Francis, Carlyle	0	0	0	0	0	0	1	2	3	0	0	1	2	0	1	6	
40	Ralling, Javon	1	2	0	0	0	0	0	3	3	0	2	0	1	0	0	14	
TEAM								1		2		3						
Totals		23	46	7	17	6	8	5	25	30	16	59	10	22	0	5	200	
TOTAL FG%		1st Half:	13-22	59.1%	2nd Half:	10-24	41.7%	Game:		50.0%	DEADBALL							
3-Pt. FG%		1st Half:	2-6	33.3%	2nd Half:	5-11	45.5%	Game:		41.2%	REBOUNDS							
F Throw %		1st Half:	3-4	75.0%	2nd Half:	3-4	75.0%	Game:		75.0%	1							

MIZZOU		tot		3-pt		reb.											
#	Player	fg	fga	fg	fga	ft	fta	of	de	tot	pf	tp	a	to	blk	s	min
10	Ratliffe, Ricardo - F	7	7	0	0												

# 2011-12 MIZZOU BASKETBALL BOX SCORES

## Game 9: Mizzou 84, Navy 59

Dec. 10, 2011	<b>Score by Period</b>	<b>1st</b>	<b>2nd</b>	<b>Total</b>
Mizzou Arena	Navy	26	33	59
Columbia, Mo.	Mizzou	45	39	84

##	Player	tot		3-pt		reb.		ft	fta	of	de	tot	pf	tp	a	to	blk	stl	min
		fg	fga	fg	fga	of	de												
21	Smith, Worth - F	3	4	1	2	1	2	0	3	3	2	8	1	1	1	1	1	1	23
31	Avila, J.J. - F	10	13	4	7	2	3	3	5	8	3	26	5	1	1	1	1	1	31
12	Brickman, Jordan - G	1	6	1	5	1	2	0	1	1	1	4	6	2	0	0	0	0	27
22	Roberts, Isaiah - G	2	2	0	0	0	0	0	2	2	2	4	0	3	0	1	1	15	
25	Sugars, Jordan - G	2	10	0	3	0	1	1	2	3	3	4	0	2	0	1	1	25	
01	Connolly, Ted	0	0	0	0	0	0	0	0	0	2	0	0	0	0	0	0	4	
02	Wyatt, Brennan	1	3	1	3	0	0	1	0	1	0	3	3	0	0	0	0	10	
03	Loupos, James	0	0	0	0	0	1	0	1	1	3	0	1	2	0	0	0	12	
05	Alter, Kevin	0	1	0	0	0	0	0	0	0	0	0	0	0	0	0	0	3	
11	Wynn, Thurgood	1	4	0	0	0	1	1	2	1	2	1	1	1	0	1	1	9	
15	Montgomery, Chall	0	1	0	0	0	0	0	0	0	1	0	0	0	0	0	0	2	
20	Smith, Carlton	0	1	0	0	0	0	0	0	0	0	0	0	0	0	0	1	6	
23	Jackson, Donya	0	3	0	2	0	1	0	1	1	2	0	0	1	0	0	0	13	
32	Liebert, Jacob	0	1	0	0	1	2	0	0	0	0	1	0	1	0	0	0	1	
33	Venturini, Brandon	3	6	1	3	0	0	0	2	2	0	7	0	0	0	0	0	11	
42	Smoot, Jared	0	0	0	0	0	0	0	3	3	3	0	0	0	0	0	0	8	
<b>TEAM</b>																			
<b>Totals</b>		23	55	8	25	5	12	7	22	29	23	59	17	14	2	6	6	200	

TOTAL FG%	1st Half:	10-27	37.0%	2nd Half:	13-28	46.4%	Game:	41.5%	DEADB	REBOUNDS
3-Pt. FG%	1st Half:	4-14	28.6%	2nd Half:	4-11	36.4%	Game:	32.0%		3
F Throw %	1st Half:	2-7	28.6%	2nd Half:	3-5	60.0%	Game:	41.7%		

### MIZZOU

##	Player	tot		3-pt		reb.		ft	fta	of	de	tot	pf	tp	a	to	blk	s	min
		fg	fga	fg	fga	of	de												
10	Ratliffe, Ricardo - F	6	9	0	0	2	2	3	5	8	2	14	0	4	0	0	0	28	
01	Pressey, Phil - G	4	10	1	3	2	2	0	2	2	1	11	5	1	0	2	3	23	
03	Pressey, Matt - G	4	6	1	2	3	4	3	2	5	3	12	1	0	0	0	0	33	
12	Denmon, Marcus - G	6	14	3	7	7	7	0	3	3	1	22	2	0	0	0	0	33	
24	English, Kim - G	3	6	2	4	5	7	0	4	2	13	3	4	0	0	0	0	33	
11	Dixon, Michael	1	4	0	1	2	2	0	3	3	2	4	5	2	0	3	24		
15	Green, Kadeem	0	1	0	1	2	1	2	3	0	1	0	0	0	0	0	6		
25	Sutton, Jarrett	0	1	0	0	1	0	0	0	0	0	0	0	0	0	0	2		
32	Moore, Steve	3	4	0	0	1	2	1	2	3	0	7	0	1	1	1	16		
35	Jones, Andrew	0	0	0	0	0	0	0	0	0	1	0	0	0	0	0	1		
44	Rosburg, Andy	0	0	0	0	0	0	0	0	0	0	0	0	0	0	0	1		
<b>TEAM</b>																			
<b>Totals</b>		27	55	7	18	23	28	11	29	40	12	84	16	12	1	6	200		

TOTAL FG%	1st Half:	14-29	48.3%	2nd Half:	13-26	50.0%	Game:	49.1%	DEADB	REBOUNDS
3-Pt. FG%	1st Half:	5-11	45.5%	2nd Half:	2-7	28.6%	Game:	38.9%		0
F Throw %	1st Half:	12-16	75.00%	2nd Half:	11-12	91.7%	Game:	82.1%		

## Game 11: Mizzou 94, William & Mary 56

Dec. 18, 2011	<b>Score by Period</b>	<b>1st</b>	<b>2nd</b>	<b>Total</b>
Mizzou Arena	William & Mary	18	38	56
Columbia, Mo.	Mizzou	44	50	94

### W&M

##	Player	tot		3-pt		reb.		ft	fta	of	de	tot	pf	tp	a	to	blk	stl	min
		fg	fga	fg	fga	of	de												
20	McDowell, Quinn - F	2	8	2	7	0	0	1	3	4	3	6	1	2	0	2	34		
22	Rusthoven, Tim - F	4	8	0	1	6	7	3	1	4	3	14	3	4	0	0	0	29	
01	Brown, Kendrix - G	3	3	1	1	0	0	2	2	1	7	1	0	0	0	1	24		
04	Rum, Matt - G	4	8	2	4	0	0	2	2	4	1	10	0	2	0	0	0	29	
12	Britt, Brandon - G	2	10	0	2	3	4	1	1	2	2	7	1	1	0	0	0	27	
02	Boatner, Julian	0	5	0	4	0	0	1	1	1	1	0	1	2	0	0	0	16	
03	Thornton, Marcus	3	10	0	3	4	8	1	2	3	3	10	0	2	0	1	22		
05	Whitlatch, Ben	0	0	0	0	0	0	0	0	0	0	0	0	0	0	0	1		
11	Howard, Doug	0	0	0	0	0	1	0	0	0	0	0	0	1	0	0	0	1	
13	Pavloff, Andrew	0	0	0	0	0	0	0	0	0	0	0	0	0	0	0	0	1	
24	Heldring, Fred	0	0	0	0	0	1	2	3	2	0	0	1	0	0	0	0	10	
43	Schalk, Tom	1	1	0	0	0	0	0	1	1	0	2	0	0	0	0	0	6	
<b>TEAM</b>																			
<b>Totals</b>		19	53	5	22	13	20	10	18	28	16	56	8	14	0	4	200		

TOTAL FG%	1st Half:	5-22	22.7%	2nd Half:	14-31	45.2%	Game:	35.8%	DEADB	REBOUNDS
3-Pt. FG%	1st Half:	2-11	18.2%	2nd Half:	3-11	27.3%	Game:	22.7%		2
F Throw %	1st Half:	6-9	66.7%	2nd Half:	7-11	63.6%	Game:	65.0%		

### MIZZOU

##	Player	tot		3-pt		reb.		ft	fta	of	de	tot	pf	tp	a	to	blk	s	min
		fg	fga	fg	fga	of	de												
10	Ratliffe, Ricardo - F	5	6	0	0	1	2	2	5	7	2	11	2	2	2	0	0	24	
01	Pressey, Phil - G	2	6	0	3	2	2	0	3	3	1	6	5	0	1	1	25		
03	Pressey, Matt - G	5	6	1	1	0	0	2	3	5	0	11	3	1	0	1	29		
12	Denmon, Marcus - G	3	11	1	7	0	1	3	4	1	7	3	0	0	1	1	28		
24	English, Kim - G	3	6	2	3	9	9	0	4	4	1	17	1	2	0	3	24		
11	Dixon, Michael	13	19	3	7	1	1	0	1	1	2	30	2	0	0	3	28		
15	Green, Kadeem	2	2	0	0	0	2	1	4	5	2	4	0	0	1	1	16		
25	Sutton, Jarrett	0	0	0	0	0	0	1	1	1	0	0	0	0	0	0	7		
32	Moore, Steve	2	2	0	0	0	0	3	3	3	4	2	1	0	1	15			
35	Jones, Andrew	0	0	0	0	2	2	0	0	0	1	2	0	0	0	0	2		
44	Rosburg, Andy	0	0	0	0	2	2	0	1	1	0	2	0	0	0	0	2		
<b>TEAM</b>																			
<b>Totals</b>		35	58	7	21	17	20	7	29	36	14	94	18	6	4	11	200		

TOTAL FG%	1st Half:	16-30	53.3%	2nd Half:	19-28	67.9%	Game:	60.3%	DEADB	REBOUNDS
3-Pt. FG%	1st Half:	2-10	20.0%	2nd Half:	5-11	45.5%	Game:	33.3%		1
F Throw %	1st Half:	10-11	90.90%	2nd Half:	7-9	77.8%	Game:	85.0%		

## Game 10: Mizzou 104, Kennesaw St. 67

<b>Score by Period</b>	<b>1st</b>	<b>2nd</b>	<b>Total</b>
Kennesaw St.	33	34	67
Mizzou	47	57	104

### KENNESAW

##	Player	tot		3-pt		reb.		ft	fta	of	de	tot	pf	tp	a	to	blk	stl	min
		fg	fga	fg	fga	of	de												
21	Anderson, Aaron - F	2	4	0	0	0	0	5	3	8	1	4	2	0	1	0	34		
35	Dawson, Brandon - F	1	2	0	0	0	2	0	2	2	2	2	0	1	0	0	13		
02	Cumming, Markeith - G	6	13	1	1	4	4	3	3	6	5	17	1	5	0	2	34		
03	Love, Delbert - G	9	18	5	10	4	6	2	1	3	4	27	2	4	0	1	37		
05	Dixon, Spencer - G	1	7	1	4	0	0	1	2	3	4	3	4	4	0	3	38		
04	Henry, Romain	0	1	0	1	0	0	0	0	0	0	1	0	3	1	0	7		
11	Turner, Nick	1	5	1	5	0	0	0	1	1	1	3	1	0	0	0	13		
23	Sabic, Mirza	4	7	1	3	0	0	0	1	1	1	9	1	2	0	0	19		
45	Osemhen, Andrew	1	1	0	0	0	0	0	0	0	1	2	0	1	0	0	5		
<b>TEAM</b>																			
<b>Totals</b>		25	58	9	24	8	12	12	14	26	20	67	14	19	1	6	200		

TOTAL FG%	1st Half:	12-26	46.2%	2nd Half:	13-32	40.6%	Game:	43.1%	DEADB	REBOUNDS
3-Pt. FG%	1st Half:	4-12	33.3%	2nd Half:	5-12	41.7%	Game:	37.5%		2
F Throw %	1st Half:	5-7								

# 2011-12 MIZZOU BASKETBALL BOX SCORES

## Game 13: Mizzou 75, Old Dominion 68

Dec. 30, 2011  
 Ted Convocation Center  
 Norfolk, Va.

Score by Period		1st	2nd	Total
Mizzou		33	42	75
Old Dominion		35	33	68

### MIZZOU

##	Player	tot		3-pt		reb.			pf	tp	a	to	blk	stl	min		
		fg	fga	fg	fga	ft	fta	of								de	
10	Ratliffe, Ricardo - F	6	8	0	0	2	7	4	7	11	1	14	2	0	2	1	33
01	Pressey, Phil - G	5	10	0	1	4	6	0	2	2	2	14	7	5	0	3	37
03	Pressey, Matt - G	2	4	0	1	0	1	1	2	3	3	4	2	2	0	3	26
12	Denmon, Marcus - G	5	13	4	9	5	6	1	2	3	1	19	5	1	0	3	39
24	English, Kim - G	6	12	3	4	1	2	3	3	6	2	16	0	1	0	0	34
11	Dixon, Michael	2	7	0	2	2	3	0	0	0	2	6	0	1	0	0	19
15	Green, Kadeem	0	0	0	0	0	0	0	0	0	1	0	0	0	0	0	0+
32	Moore, Steve	0	0	0	0	2	2	0	1	1	3	2	0	1	2	1	12
TEAM						3		2		5							
Totals		26	54	7	17	16	27	12	19	31	15	75	16	12	4	11	200

TOTAL FG% 1st Half: 12-27 44.4% 2nd Half: 14-27 51.9% Game: 48.1% DEADBALL REBOUNDS 6  
 3-Pt. FG% 1st Half: 1-6 16.7% 2nd Half: 6-11 54.5% Game: 41.2%  
 F Throw % 1st Half: 8-15 53.3% 2nd Half: 8-12 66.7% Game: 59.3%

### ODU

##	Player	tot		3-pt		reb.			pf	tp	a	to	blk	s	min		
		fg	fga	fg	fga	ft	fta	of								de	
01	Wright, Nick - F	3	9	0	0	0	0	3	2	5	1	6	1	1	1	0	30
24	Bazemore, Kent - F	6	15	1	5	3	7	0	5	5	3	16	5	5	0	0	35
04	Batten, Dimitri - G	3	5	1	2	0	0	0	3	3	4	7	1	0	3	0	18
12	Hill, Donte - G	3	8	1	5	1	2	2	0	2	3	8	1	1	0	1	25
22	De Lancey, Marquel - G	1	5	0	1	0	0	3	1	4	3	2	3	2	0	1	22
10	Key, Breon	0	0	0	0	0	0	0	0	0	0	0	0	0	0	0	0+
15	Iliadis, Trian	5	9	3	7	2	4	1	3	4	4	15	1	2	0	3	26
20	Cooper, Chris	4	9	0	0	2	3	6	5	11	2	10	2	3	1	0	34
23	Ross, Richard	2	2	0	0	0	0	1	0	1	2	4	0	1	0	0	10
TEAM						4		2		6							
Totals		27	62	6	20	8	16	20	21	41	22	68	14	15	5	5	200

TOTAL FG% 1st Half: 13-28 46.4% 2nd Half: 14-34 41.2% Game: 43.5% DEADBALL REBOUNDS 4  
 3-Pt. FG% 1st Half: 3-9 33.3% 2nd Half: 3-11 27.3% Game: 30.0%  
 F Throw % 1st Half: 6-11 54.5% 2nd Half: 2-5 40.0% Game: 50.0%

## Game 15: Mizzou 59, K-State 75

Jan. 7, 2012  
 Bramlage Coliseum  
 Manhattan, Kan.

Score by Period		1st	2nd	Total
K-State		44	31	75
Mizzou		25	34	59

### KSU

##	Player	tot		3-pt		reb.			pf	tp	a	to	blk	stl	min		
		fg	fga	fg	fga	ft	fta	of								de	
21	Jordan Henriquez - F	4	9	0	0	2	3	2	6	8	2	10	0	1	4	0	26
32	Jamar Samuels - F	2	4	0	0	3	3	0	2	5	7	1	3	3	0	0	24
03	Martavious Irving - G	3	6	1	1	0	0	2	2	4	3	7	3	1	0	1	25
22	Rodney McGruder - G	9	17	0	1	2	2	3	1	4	3	20	1	4	0	0	25
55	Will Spradling - G	4	8	3	6	3	4	0	3	3	14	2	0	0	1	31	
01	Shane Southwell	2	4	0	1	0	0	0	5	1	4	6	0	0	0	0	25
10	Victor Ojeleye	0	0	0	0	0	0	0	0	0	0	0	0	2	0	0	4
11	Nino Williams	0	1	0	1	0	0	1	1	2	0	0	0	0	0	0	4
13	Angel Rodriguez	0	3	0	2	3	5	0	2	2	3	4	1	0	0	0	19
20	Adrian Diaz	0	0	0	0	1	2	1	0	1	1	1	0	1	0	0	2
24	Jeremy Jones	0	0	0	0	0	0	0	0	0	0	0	0	0	0	0	3
42	Thomas Gipson	4	5	0	0	1	2	1	4	5	2	9	1	1	0	0	12
TEAM						3		0		3							
Totals		28	57	4	12	15	21	13	26	39	22	75	18	14	7	2	200

TOTAL FG% 1st Half: 17-29 58.6% 2nd Half: 11-28 39.3% Game: 28-57% DEADBALL REBOUNDS 3,1  
 3-Pt. FG% 1st Half: 3-5 60.0% 2nd Half: 1-7 14.3% Game: 33.3%  
 F Throw % 1st Half: 7-10 70.0% 2nd Half: 8-11 72.7% Game: 71.4%

### MIZZOU

##	Player	tot		3-pt		reb.			pf	tp	a	to	blk	s	min		
		fg	fga	fg	fga	ft	fta	of								de	
10	Ratliffe, Ricardo - F	1	1	0	0	0	0	0	1	1	4	2	0	3	1	0	14
01	Pressey, Phil - G	0	6	0	2	3	4	1	4	5	5	3	3	4	0	1	33
03	Pressey, Matt - G	4	10	2	5	1	1	1	2	3	1	11	1	0	0	1	35
12	Denmon, Marcus - G	5	14	3	9	4	4	3	3	6	1	17	3	2	0	2	37
24	English, Kim - G	2	5	1	4	3	4	0	1	1	2	8	0	2	1	1	35
11	Dixon, Michael	4	11	1	4	7	8	0	1	1	3	16	2	3	0	1	29
32	Moore, Steve	0	2	0	0	2	4	0	5	5	5	2	1	0	0	1	25
35	Jones, Andrew	0	0	0	0	0	0	0	0	0	1	0	0	0	0	0	2
TEAM						2		1		3							
Totals		16	49	7	24	20	25	7	18	25	22	59	10	14	2	7	200

TOTAL FG% 1st Half: 5-22 22.7% 2nd Half: 11-27 40.7% Game: 32.7% DEADBALL REBOUNDS 4,1  
 3-Pt. FG% 1st Half: 3-11 27.3% 2nd Half: 4-13 30.8% Game: 29.2%  
 F Throw % 1st Half: 12-16 75.0% 2nd Half: 8-9 88.9% Game: 80.0%

## Game 14: Mizzou 87, Oklahoma 49

Jan. 03, 2012  
 Mizzou Arena  
 Columbia, Mo.

Score by Period		1st	2nd	Total
Oklahoma		25	24	59
Mizzou		43	44	88

### OKLAHOMA

##	Player	tot		3-pt		reb.			pf	tp	a	to	blk	stl	min		
		fg	fga	fg	fga	ft	fta	of								de	
04	Fitzgerald, Andrew - F	8	15	0	0	2	2	1	5	6	2	18	0	2	0	0	32
24	Osby, Romero - F	3	7	0	1	0	0	0	3	3	2	6	1	0	1	1	32
01	Grooms, Sam - G	2	6	0	2	0	0	0	1	1	3	4	7	2	0	1	29
02	Pledger, Steven - G	3	10	3	6	2	2	2	2	4	2	11	0	1	1	1	34
21	Clark, Cameron - G	2	7	0	0	4	4	1	0	1	0	8	3	0	0	0	28
03	Franklin, TJ	0	1	0	0	0	0	0	1	1	0	0	0	0	0	0	2
05	Washington, CJ	0	1	0	0	0	0	0	2	2	2	0	0	0	0	0	8
13	Fraschilla, James	0	0	0	0	0	0	0	0	0	0	0	0	0	0	0	2
14	Blair, Carl	0	1	0	1	2	2	0	0	0	0	2	0	1	0	0	11
15	Neal, Tyler	0	3	0	1	0	0	0	0	0	0	2	0	1	2	0	14
31	Honroe, Barry	0	3	0	1	0	0	0	0	0	0	2	0	1	2	0	14
32	Arent, Casey	0	2	0	0	0	0	1	1	2	1	0	0	0	0	0	4
TEAM						2		1		3							
Totals		18	54	3	11	10	10	7	16	23	15	49	12	8	2	3	200

TOTAL FG% 1st Half: 11-32 34.4% 2nd Half: 7-22 31.8% Game: 33.3% DEADBALL REBOUNDS 0  
 3-Pt. FG% 1st Half: 1-7 14.3% 2nd Half: 2-4 50.0% Game: 27.3%  
 F Throw % 1st Half: 2-2 100.0% 2nd Half: 8-8 100.0% Game: 100.0%

### MIZZOU

##	Player	tot		3-pt		reb.			pf	tp	a	to	blk	s	min		
		fg	fga	fg	fga	ft	fta	of								de	
10	Ratliffe, Ricardo - F	6	7	0	0	1	1	3	5	8	2	13	0	1	1	0	27
01	Pressey, Phil - G	2	3	1	1	0	0	0	2	2	4	5	7	1	0	0	27
03	Pressey, Matt - G	3	5	1	2	2	3	2	3	5	0	9	2	0	0	0	31
12	Denmon, Marcus - G	7	12	4	7	2	2	1	6	7	0	20	3	1	0	1	33
24	English, Kim - G	8	12	5	8	2	2	1	8	9	2	23	1	1	1	2	30
11	Dixon, Michael	5	11	1	3	2	2	0	1	1	2	13	4	3	1	0	23
25	Sutton, Jarrett	0	0	0	0	0	0	0	0	0	1	0	0	0	0	0	3
32	Moore, Steve	1	3	0	0	1	2	1	3	4	1	3	0	1	2	1	18
35	Jones, Andrew	0	1	0	0	1	2	1	1	2	0	1	0	1	0	0	6
44	Rosburg, Andy	0	0	0	0	0	0	0	0	0	0	1	0	0	0	0	2
TEAM						0		0		0							
Totals		35	54	12	21	11	14	9	29	38	13	87	17	9	5	4	200

TOTAL FG% 1st Half: 17-28 60.7% 2nd Half: 15-26 57.7% Game: 59.3% DEADBALL REBOUNDS 0  
 3-Pt. FG% 1st Half: 7-12 58.3% 2nd Half: 5-9 55.6% Game: 57.1%  
 F Throw % 1st Half: 2-2 100.0% 2nd Half: 9-12 75.0% Game: 78.6%

## Game 16: Mizzou 76, Iowa State 69

Jan. 11, 2012  
 Hilton Coliseum  
 Ames, Iowa

Score by Period		1st	2nd	Total
Mizzou		36	40	76
Iowa State		38	31	69

# 2011-12 MIZZOU BASKETBALL BOX SCORES

## Game 17: Mizzou 84, Texas 73

Jan. 14, 2012	<b>Score by Period</b>	<b>1st</b>	<b>2nd</b>	<b>Total</b>
Mizzou Arena	Texas	30	43	73
Columbia, Mo.	Mizzou	43	41	84

### TEXAS

##	Player	tot		3-pt		reb.		pf	tp	a	to	blk	stl	min			
		fg	fga	fg	fga	ft	fta								of	de	tot
10	Holmes, Jonathan - F	5	6	0	0	0	0	2	5	7	1	10	0	0	0	19	
53	Chapman, Clint - C	3	4	0	0	0	1	2	2	4	4	6	0	1	0	1	16
01	McClellan, S. - G	2	8	1	4	1	2	1	2	3	1	6	2	3	0	1	29
12	Kabongo, Myck - G	5	11	2	2	0	0	0	0	0	3	12	10	4	0	1	39
14	Brown, J'Covan - G	10	16	6	7	8	8	1	3	4	4	34	2	1	0	1	38
00	Lewis, Julien	1	10	0	3	0	0	1	4	5	2	2	1	2	0	0	32
02	Bond, Jaylen	0	1	0	0	0	0	1	0	1	2	0	1	0	1	1	9
13	Gibbs, Sterling	0	0	0	0	0	0	0	0	0	0	0	0	0	1	0	1
20	Wangmene, Alexis	1	3	0	0	1	3	4	1	5	3	3	0	1	0	0	17
TEAM								4		3		7					
Totals		27	59	9	16	10	14	16	20	36	20	73	16	14	1	5	200

TOTAL FG%	1st Half:	12-32	37.5%	2nd Half:	15-27	55.6%	Game:	45.8%	DEADB	REBOUNDS
3-Pt. FG%	1st Half:	3-7	42.9%	2nd Half:	6-9	66.7%	Game:	56.3%	2	
F Throw %	1st Half:	3-6	.500%	2nd Half:	7-8	87.5%	Game:	71.4%		

### MIZZOU

##	Player	tot		3-pt		reb.		pf	tp	a	to	blk	s	min			
		fg	fga	fg	fga	ft	fta								of	de	tot
10	Ratliffe, Ricardo - F	10	12	0	0	1	2	2	2	4	3	21	2	3	2	1	32
01	Pressey, Phil - G	5	12	3	7	5	6	0	1	1	1	18	10	0	0	2	35
03	Pressey, Matt - G	2	6	1	1	0	0	0	2	2	2	5	1	1	0	0	28
12	Denmon, Marcus - G	5	11	4	9	4	4	3	8	11	2	18	3	1	0	1	36
24	English, Kim - G	4	8	1	3	5	7	0	4	4	2	14	1	2	1	1	38
11	Dixon, Michael	1	1	1	1	2	0	1	1	0	4	3	2	0	0	0	21
32	Moore, Steve	2	4	0	0	0	0	1	0	1	3	4	0	0	1	0	10
TEAM								2		0		1					
Totals		29	54	10	21	16	21	8	18	26	13	84	20	9	4	6	200

TOTAL FG%	1st Half:	15-26	60.0%	2nd Half:	14-29	48.3%	Game:	53.7%	DEADB	REBOUNDS
3-Pt. FG%	1st Half:	8-11	72.7%	2nd Half:	2-10	20.0%	Game:	47.6%	2	
F Throw %	1st Half:	5-8	62.5%	2nd Half:	11-13	84.6%	Game:	76.2%		

## Game 19: Mizzou 89, Baylor 88

Jan. 21, 2012	<b>Score by Period</b>	<b>1st</b>	<b>2nd</b>	<b>Total</b>
Ferrell Center	Mizzou	39	50	89
Waco, Texas	Baylor	35	53	88

### MIZZOU

##	Player	tot		3-pt		reb.		pf	tp	a	to	blk	stl	min			
		fg	fga	fg	fga	ft	fta								of	de	tot
10	Ratliffe, Ricardo - F	11	14	0	0	5	7	6	2	8	4	27	0	6	2	0	34
01	Pressey, Phil - G	5	10	2	5	4	8	1	4	5	1	16	7	4	0	6	31
03	Pressey, Matt - G	4	6	3	3	0	0	0	2	2	1	11	3	1	1	1	28
12	Denmon, Marcus - G	4	10	1	7	8	10	1	2	3	1	17	2	5	0	1	39
24	English, Kim - G	4	8	1	3	1	2	1	1	2	5	10	4	1	0	1	27
11	Dixon, Michael	1	5	0	3	4	4	1	3	4	1	6	2	1	0	1	23
32	Moore, Steve	1	2	0	0	0	0	2	1	3	1	2	0	0	2	1	18
TEAM								2		3		5					
Totals		30	55	7	21	22	31	14	18	32	14	89	18	18	5	11	200

TOTAL FG%	1st Half:	16-33	48.5%	2nd Half:	14-22	63.6%	Game:	54.5%	DEADB	REBOUNDS
3-Pt. FG%	1st Half:	4-12	33.3%	2nd Half:	3-9	33.3%	Game:	33.3%	5	
F Throw %	1st Half:	3-4	75.0%	2nd Half:	19-27	70.4%	Game:	71.0%		

### BAYLOR

##	Player	tot		3-pt		reb.		pf	tp	a	to	blk	s	min				
		fg	fga	fg	fga	ft	fta								of	de	tot	
01	Jones II, Perry - F	4	7	0	0	0	0	4	1	8	1	3	0	0	0	29		
04	Acy, Quincy - F	8	13	0	0	2	2	3	6	9	4	18	1	2	2	2	31	
30	Miller, Quincy - F	12	17	1	1	4	5	4	0	4	2	29	0	4	2	0	31	
05	Heslip, Brady - G	4	9	2	6	0	0	0	0	0	4	10	2	1	0	0	25	
55	Jackson, Pierre - G	7	10	3	5	3	4	1	3	4	3	20	15	6	0	1	35	
00	Franklin, Gary	0	1	0	1	0	0	0	0	0	4	0	2	1	0	0	11	
14	Bello, Deuce	0	0	0	0	0	0	0	0	0	1	0	0	0	0	1	2	
22	Walton, A.J.	0	2	0	2	0	0	0	0	0	4	0	2	2	0	0	3	22
34	Jefferson, Cory	0	1	0	0	0	0	1	0	1	2	0	0	0	0	0	3	
41	Jones, Anthony	1	3	1	1	0	0	1	1	2	0	3	0	0	1	0	11	
TEAM								1		1		2						
Totals		36	63	7	16	9	11	15	26	25	88	23	19	5	7	200		

TOTAL FG%	1st Half:	15-29	51.7%	2nd Half:	21-34	61.8%	Game:	57.1%	DEADB	REBOUNDS
3-Pt. FG%	1st Half:	1-4	25.0%	2nd Half:	6-12	50.0%	Game:	43.8%	0	
F Throw %	1st Half:	4-4	100.0%	2nd Half:	5-7	71.4%	Game:	81.8%		

## Game 18: Mizzou 70, Texas A&M 51

Jan. 16, 2012	<b>Score by Period</b>	<b>1st</b>	<b>2nd</b>	<b>Total</b>
Mizzou Arena	Texas A&M	23	28	51
Columbia, Mo.	Mizzou	42	28	70

### TEXAS A&M

##	Player	tot		3-pt		reb.		pf	tp	a	to	blk	stl	min			
		fg	fga	fg	fga	ft	fta								of	de	tot
10	Loubeau, David - F	2	8	0	0	6	6	1	2	3	3	10	0	1	0	1	32
22	Middleton, Khris - F	5	12	2	4	1	3	1	6	7	1	13	1	4	0	1	32
04	Davis, Keith - C	0	0	0	0	0	0	1	0	1	4	0	0	1	0	1	17
05	Harris, Dash - G	1	8	0	1	0	0	0	0	0	2	2	1	3	0	1	30
31	Turner, Elston - G	4	8	3	5	2	2	0	2	2	5	13	2	1	1	1	29
02	Hibbert, Naji	1	2	0	0	0	1	1	0	1	1	2	1	1	0	0	16
12	McDonald, Blake	0	0	0	0	0	0	0	0	0	0	0	0	0	1	0	0+
13	Green, Jordan	0	1	0	1	0	0	0	1	1	2	0	0	1	0	1	13
20	Alexander, Daniel	0	1	0	1	0	0	0	0	0	1	0	0	1	0	0	3
35	Turner, Ray	4	8	0	0	3	3	4	5	9	4	11	0	1	0	0	28
TEAM								1		1		2					
Totals		17	48	5	12	12	15	8	18	26	23	51	5	15	1	6	200

TOTAL FG%	1st Half:	8-25	32.0%	2nd Half:	9-23	39.1%	Game:	35.4%	DEADB	REBOUNDS
3-Pt. FG%	1st Half:	3-7	42.9%	2nd Half:	2-5	40.0%	Game:	41.7%		
F Throw %	1st Half:	4-5	80.0%	2nd Half:	8-10	80.0%	Game:	80.0%	0	

### MIZZOU

##	Player	tot		3-pt		reb.		pf	tp	a	to	blk	s	min			
		fg	fga	fg	fga	ft	fta								of	de	tot
10	Ratliffe, Ricardo - F	5	7	0	0	7	8	4	2	6	2	17	1	1	0	2	31
01	Pressey, Phil - G	2	5	0	1	6	6	1	6	7	1	10	4	3	0	3	32
03	Pressey, Matt - G	0	3	0	0	0	0	2	1	3	3	0	2	2	0	0	23
12	Denmon, Marcus - G	4	11	1	7	7	8	2	7	9	0	16	3	2	1	2	38
24	English, Kim - G	2	9	0	2	4	4	1	4	5	3	8	0	1	0	1	34
11	Dixon, Michael	6	10	4	7	2	2	0	5	5	5	18	2	1	0	1	26
25	Sutton, Jarrett	0	0	0	0	0	0	0	0	0	0	0	0	0	0	0	1
32	Moore, Steve	0	2	0	0	1	3	1	1	2	1	1	0	0	0	0	13
35	Jones, Andrew	0	0	0	0	0	0	0	0	0	0	0	0	0	0	0	1
44	Rosburg, Andy	0	0	0	0	0	0	0	0	0	0	0	0	0	0	0	1
TEAM								1		0		1					
Totals		19	47	5	17	27	31	12	26	38	15	70	12	11	1	9	200

TOTAL FG%	1st Half:	13-27	48.1%	2nd Half:	6-20	40.4%	Game:	40.4%	DEADB	REBOUNDS
3-Pt. FG%	1st Half:	5-11	45.5%	2nd Half:	0-6	29.4%	Game:	29.4%		
F Throw %	1st Half:	11-14	78.6%	2nd Half:	16-17	87.1%	Game:	87.1%	2	

## Game 20: Oklahoma St. 79, Mizzou 72

# 2011-12 MIZZOU BASKETBALL BOX SCORES

## Game 21: Mizzou 63, Texas Tech 50

Jan. 28, 2012  
 Mizzou Arena  
 Columbia, Mo.

Score by Period		1st	2nd	Total
Texas Tech		24	26	50
Mizzou		31	32	63

### TEXAS TECH

##	Player	tot		3-pt		reb.		ft	fta	of	de	tot	pf	tp	a	to	blk	stl	min
		fg	fga	fg	fga	ft	fta												
02	Petteway, Terran *	1	4	1	3	0	2	0	2	2	2	2	3	2	1	0	1	15	
05	Willis, Javarez *	1	2	0	1	0	0	1	1	1	1	2	0	1	0	0	10		
10	Wagner, Kevin *	1	4	0	0	1	2	2	3	5	3	3	4	3	0	0	35		
15	Lewandowski, R. *	1	1	0	0	0	0	1	1	2	2	0	0	0	0	7			
32	Tolbert, Jordan *	2	4	0	0	0	1	3	4	4	4	0	8	0	0	16			
04	Nurse, Ty	5	9	3	7	0	0	1	1	2	13	1	0	0	0	24			
13	Adams, Luke	3	9	2	4	0	0	2	2	3	8	2	3	0	1	36			
30	Crockett, Jaye	5	9	1	1	0	0	2	9	11	2	11	4	4	1	1	34		
35	Lammert, Clark	1	2	1	2	1	2	1	1	2	3	4	1	1	0	0	23		
TEAM																			
Totals		20	44	8	18	2	6	7	24	31	22	50	14	21	1	3	200		

TOTAL FG% 1st Half: 10-21 47.6% 2nd Half: 10-23 43.5% Game: 45.5% DEADBALL REBOUNDS 2  
 3-Pt. FG% 1st Half: 4-9 44.4% 2nd Half: 4-9 44.4% Game: 44.4%  
 F Throw % 1st Half: 0-2 0.0% 2nd Half: 2-4 50.0% Game: 33.3%

### MIZZOU

##	Player	tot		3-pt		reb.		ft	fta	of	de	tot	pf	tp	a	to	blk	s	min
		fg	fga	fg	fga	ft	fta												
10	Ratliffe, Ricardo - F	4	6	0	0	0	1	3	4	2	8	0	2	1	3	25			
01	Pressey, Phil - G	1	5	0	3	1	2	3	1	3	12	2	0	4	35				
03	Pressey, Matt - G	1	5	0	3	0	0	3	3	1	2	0	2	0	0	28			
12	Denmon, Marcus - G	4	15	1	6	10	10	1	5	6	1	19	1	0	0	3	35		
24	English, Kim - G	7	12	4	6	4	6	1	1	2	2	22	0	1	0	2	39		
11	Dixon, Michael	2	5	1	3	4	0	2	2	3	9	2	1	0	1	22			
32	Moore, Steve	1	1	0	0	1	2	2	4	2	2	1	0	2	0	9			
TEAM																			
Totals		19	48	6	21	19	23	8	19	27	12	63	15	10	2	4	200		

TOTAL FG% 1st Half: 10-24 41.7% 2nd Half: 9-24 37.5% Game: 39.6% DEADBALL REBOUNDS 1  
 3-Pt. FG% 1st Half: 4-11 36.4% 2nd Half: 2-10 20.0% Game: 28.6%  
 F Throw % 1st Half: 7-8 87.5% 2nd Half: 12-15 80.0% Game: 82.6%

## Game 23: Mizzou 74, Kansas 71

Feb. 4, 2012  
 Mizzou Arena  
 Columbia, Mo.

Score by Period		1st	2nd	Total
Kansas		34	37	71
Mizzou		39	35	74

### KANSAS

##	Player	tot		3-pt		reb.		ft	fta	of	de	tot	pf	tp	a	to	blk	stl	min
		fg	fga	fg	fga	ft	fta												
00	Robinson, Thomas - F	11	17	0	0	3	4	2	11	13	4	25	1	5	0	1	35		
05	Withey, Jeff - C	0	1	0	0	0	1	3	4	2	0	0	0	1	2	23			
10	Taylor, Tyshawn - G	9	15	2	5	1	3	0	0	0	4	21	3	6	0	0	38		
15	Johnson, Elijah - G	5	12	1	7	0	0	1	3	4	2	11	4	0	0	1	40-		
24	Releford, Travis - G	2	7	1	2	0	0	1	2	3	4	5	3	1	0	1	29		
01	Tharpe, Naadir	0	0	0	0	0	0	0	0	0	0	0	0	0	0	0	1		
02	Teahan, Conner	2	2	2	2	0	0	0	0	2	6	1	2	0	2	22			
04	Wesley, Justin	1	1	0	0	1	2	2	1	3	2	3	0	0	0	9			
40	Young, Kevin	0	1	0	0	0	0	0	1	1	0	0	0	1	1	0	3		
TEAM																			
Totals		30	56	6	16	5	9	7	22	29	20	71	12	15	2	7	200		

TOTAL FG% 1st Half: 14-2 50.0% 2nd Half: 16-28 57.1% Game: 53.6% DEADBALL REBOUNDS 1  
 3-Pt. FG% 1st Half: 4-11 36.4% 2nd Half: 2-5 40.0% Game: 37.5%  
 F Throw % 1st Half: 2-3 66.7% 2nd Half: 3-6 50.0% Game: 55.6%

### MIZZOU

##	Player	tot		3-pt		reb.		ft	fta	of	de	tot	pf	tp	a	to	blk	s	min
		fg	fga	fg	fga	ft	fta												
10	Ratliffe, Ricardo - F	3	5	0	0	0	2	1	3	4	4	6	1	1	0	0	20		
01	Pressey, Phil - G	1	5	0	1	0	1	1	2	1	2	3	3	0	1	27			
03	Pressey, Matt - G	1	5	0	2	0	0	1	1	1	2	1	1	1	1	22			
12	Denmon, Marcus - G	10	16	6	9	3	4	1	8	9	0	29	2	2	0	1	39		
24	English, Kim - G	11	2	7	6	6	0	3	3	1	18	1	3	0	0	40			
11	Dixon, Michael	4	5	2	3	5	7	0	2	2	2	15	5	2	0	1	32		
32	Moore, Steve	1	1	0	0	0	0	2	2	1	2	0	2	1	0	22			
TEAM																			
Totals		25	48	10	22	14	20	4	22	26	10	74	13	14	2	4	200		

TOTAL FG% 1st Half: 14-27 51.9% 2nd Half: 11-21 52.4% Game: 52.1% DEADBALL REBOUNDS 3  
 3-Pt. FG% 1st Half: 4-10 40.0% 2nd Half: 6-12 50.0% Game: 45.5%  
 F Throw % 1st Half: 7-9 77.8% 2nd Half: 7-11 63.6% Game: 70.0%

## Game 22: Mizzou 67, Texas 66

Jan. 30, 2012  
 Frank Erwin Center  
 Austin, Texas

Score by Period		1st	2nd	Total
Mizzou		27	40	67
Texas		22	44	66

### MIZZOU

##	Player	tot		3-pt		reb.		ft	fta	of	de	tot	pf	tp	a	to	blk	stl	min
		fg	fga	fg	fga	ft	fta												
10	Ratliffe, Ricardo - F	6	8	0	0	1	1	2	1	3	4	13	0	0	1	0	24		
01	Pressey, Phil - G	4	8	0	2	5	6	0	4	4	2	13	5	4	0	2	36		
03	Pressey, Matt - G	2	7	1	2	0	0	0	2	2	2	5	1	0	0	0	20		
12	Denmon, Marcus - G	3	12	0	3	0	1	1	4	5	1	6	0	1	0	1	35		
24	English, Kim - G	3	8	2	5	0	0	1	5	6	1	8	1	2	1	3	40		
11	Dixon, Michael	9	10	2	2	1	1	0	1	1	4	21	4	3	0	1	27		
32	Moore, Steve	0	3	0	0	1	2	1	1	2	4	1	0	0	3	0	18		
TEAM																			
Totals		27	56	5	14	8	11	6	20	26	18	67	11	10	5	7	200		

TOTAL FG% 1st Half: 11-29 37.9% 2nd Half: 16-57 59.3% Game: 48.2% DEADBALL REBOUNDS 2,2  
 3-Pt. FG% 1st Half: 1-8 12.5% 2nd Half: 4-6 66.7% Game: 35.7%  
 F Throw % 1st Half: 4-5 80.0% 2nd Half: 4-6 66.7% Game: 72.7%

### TEXAS

##	Player	tot		3-pt		reb.		ft	fta	of	de	tot	pf	tp	a	to	blk	s	min
		fg	fga	fg	fga	ft	fta												
10	Holmes, Jonathan - F	3	7	0	1	1	1	4	5	9	2	7	0	5	3	0	27		
20	Wangmene, Alexis - F	1	3	0	0	2	5	1	0	1	1	4	0	1	0	0	16		
00	Lewis, Julien - G	4	9	0	0	4	4	2	1	3	1	12	2	1	1	1	36		
12	Kabongo, Myck - G	3	8	1	2	3	4	0	2	2	4	10	1	3	0	1	30		
14	Brown, J'Covan - G	7	18	1	7	5	8	1	2	3	2	20	2	2	0	0	38		
01	McClellan, Sheldon	1	4	0	2	0	0	1	2	3	1	2	0	0	0	2	16		
02	Bond, Jaylen	2	3	0	0	1	2	3	4	7	0	5	0	0	0	0	14		
53	Chapman, Clint	3	5	0	0	0	0	3	4	7	3	6	0	1	2	0	23		
TEAM																			
Totals		24	57	2	12	16	24	16	22	38	14	66	5	13	6	4	200		

TOTAL FG% 1st Half: 9-28 32.1% 2nd Half: 15-29 51.7% Game: 42.1% DEADBALL REBOUNDS 3,2  
 3-Pt. FG% 1st Half: 0-6 0.0% 2nd Half: 2-6 33.3% Game: 16.7%  
 F Throw % 1st Half: 4-7 57.1% 2nd Half: 12-17 70.6% Game: 66.7%

## Game 24: Mizzou 71, Oklahoma 68

Feb. 6, 2012  
 Lloyd Noble Center  
 Norman, Okla.

Score by Period		1st	2nd	Total
Mizzou		36	35	71
Oklahoma		33	35	68

### MIZZOU

##	Player	tot		3-pt		reb.		ft	fta	of	de	tot	pf	tp	a	to	blk	stl	min
		fg	fga	fg	fga	ft	fta												
10	Ratliffe, Ricardo - F	6	6	0	0	3	5	3	7	10	4	15	1	1	1	0	32		
01	Pressey, Phil - G	2	3	0	0	1	2	0	1	1	4	5	7	3	0	2	28		
03	Pressey, Matt - G	2	5	0	2	1	4	0	1	1	5	2	2	0	2	29			
12	Denmon, Marcus - G	9	16	4	9	3	3	0	1	1	2	25	0	4	0	2	39		
24	English, Kim - G	3	7	1	4	1	2	0	1	1	4	8	4	2	0	3	37		
11	Dixon, Michael	5	11	2	6	1	2	0	1	1	3	13	5	0	0	1	24		
32	Moore, Steve	0	0	0	0	0	0	0	3	3	0	0	0	0	0	1	11		
TEAM																			
Totals		27	48	7	21	10	18	3	19										

# 2011-12 MIZZOU BASKETBALL BOX SCORES

## Game 25: Mizzou 72, Baylor 57

Feb. 11, 2012  
 Mizzou Arena  
 Columbia, Mo.

Score by Period	1st	2nd	Total
Baylor	29	28	57
Mizzou	33	39	72

### BAYLOR

##	Player	tot		3-pt		reb.					pf	tp	a	to	blk	stl	min
		fg	fga	fg	fga	ft	fta	of	de	tot							
01	Jones III, Perry - F	2	12	0	0	0	0	5	2	7	1	4	2	2	0	1	31
04	Acy, Quincy - F	2	3	0	0	3	4	2	6	8	3	7	1	4	0	1	34
30	Miller, Quincy - F	7	10	1	1	5	5	2	5	7	2	20	0	2	0	3	30
05	Heslip, Brady - G	2	7	2	5	0	0	0	0	0	2	6	0	0	0	0	15
55	Jackson, Pierre - G	2	9	0	5	1	2	2	2	4	2	5	4	3	0	0	35
00	Franklin, Gary	0	4	0	3	0	0	0	0	0	4	0	0	0	0	0	10
14	Bello, Deuce	1	2	0	1	2	4	1	1	2	0	4	1	0	0	0	3
22	Walton, A.J.	1	5	0	1	0	0	0	1	1	2	2	2	0	0	1	20
34	Jefferson, Cory	1	3	0	0	0	0	1	0	1	0	2	0	0	0	0	5
41	Jones, Anthony	3	3	1	1	0	0	2	3	5	0	7	0	1	0	1	17
TEAM								3	2	5							
Totals		21	58	4	17	11	15	18	22	40	16	57	10	13	0	7	200

TOTAL FG% 1st Half: 11-30 36.7% 2nd Half: 10-28 35.7% Game: 36.2% DEADBALL  
 3-Pt. FG% 1st Half: 2-5 40.0% 2nd Half: 2-12 16.7% Game: 23.5% REBOUNDS  
 F Throw % 1st Half: 5-6 83.3% 2nd Half: 6-9 66.7% Game: 73.3% 2

### MIZZOU

##	Player	tot		3-pt		reb.					pf	tp	a	to	blk	s	min
		fg	fga	fg	fga	ft	fta	of	de	tot							
10	Ratliffe, Ricardo - F	3	9	0	0	0	0	4	4	8	2	6	0	3	1	0	30
01	Pressey, Phil - G	5	8	4	7	5	6	0	4	4	0	19	3	1	0	1	38
03	Pressey, Matt - G	0	1	0	0	0	0	0	0	0	1	0	0	0	0	0	12
12	Denmon, Marcus - G	6	12	4	8	0	0	2	3	5	1	16	6	1	0	1	39
24	English, Kim - G	3	8	2	6	4	4	0	2	2	3	12	2	0	0	0	33
11	Dixon, Michael	6	10	4	7	0	0	0	1	1	2	16	6	3	0	0	32
32	Moore, Steve	1	2	0	0	1	3	0	2	2	2	3	1	0	1	0	16
TEAM								0	5	5							
Totals		24	50	14	28	10	13	6	21	27	11	72	18	8	2	2	200

TOTAL FG% 1st Half: 12-23 52.2% 2nd Half: 12-27 44.4% Game: 48.0% DEADBALL  
 3-Pt. FG% 1st Half: 6-13 46.2% 2nd Half: 8-15 53.3% Game: 50.0% REBOUNDS  
 F Throw % 1st Half: 3-4 75.0% 2nd Half: 7-9 77.8% Game: 76.9% 1

## 2011-12 MIZZOU / OPPONENT INDIVIDUAL HIGHS & LOWS

Category		Missouri	Opponent
Points 1st Half	High	22 by Kim English vs. Binghamton, 11/27/11	18 by Tim Abromaitis, Notre Dame, 11/21/11
Points 2nd Half	High	19 by Ricardo Ratliffe at Okla. State, 1/25/12	23 by J'Covan Brown, Texas, 1/14/12
Total Points	High	31 by M. Denmon vs. Northwestern St., 12/02/11	34 by J'Covan Brown, Texas, 1/14/12
FG Made	High	13 by M. Dixon vs. William & Mary, 12/18/11	12 by Quincy Miller, Baylor, 1/21/12 12 by Le'Bryan Nash, Oklahoma State, 1/25/12
FG Attempted	High	19 by M. Dixon vs. William & Mary, 12/18/11	18 by 4 players, MR by J. Brown, Texas, 1/30/12
FG Percentage minimum six attempts	High	1.000 (8-of-8) by R. Ratliffe vs. Villanova, 12/6/11 1.000 (7-7) by R. Ratliffe vs. Binghamton, 11/27/12	1.000 (9-of-9) by Joseph Bertrand, Illinois, 12/22/11
3-FG Made	High	7 by Kim English vs. Binghamton, 11/27/11 7 by M. Denmon vs. Northwestern St., 12/02/11	6 by J'Covan Brown, Texas, 1/14/12
3-FG Attempted	High	10 by Kim English vs. Binghamton, 11/27/11 10 by M. Denmon, twice	10 by Delbert Love, Kennesaw State, 12/15/11
3-FG Percentage minimum six attempts	High	.700 (7-10) by Kim English vs. Binghamton, 11/27/11 .700 (7-10) by M. Denmon vs. Northwestern St., 12/02/11	.857 (6-of-7) by J'Covan Brown, 1/14/12
FT Made	High	10 by M. Dixon vs. Illinois, 12/22/11 10 by Marcus Denmon vs. Texas Tech, 1/28/12	10 by Brian Williams, Oklahoma State, 1/25/12
FT Attempted	High	12 by M. Dixon vs. Illinois, 12/22/11	12 by Brian Williams, Oklahoma State, 1/25/12
FT Percentage minimum six attempts	High	1.000 (10-of-10) by M. Denmon vs. Texas Tech, 1/28/12 1.000 (9-of-9) by K. English vs. William & Mary, 12/18/11	1.000 (8-of-8) by J'Covan Brown, Texas, 1/14/12
Off. Rebounds	High	6 by Ricardo Ratliffe at Baylor, 1/21/12 6 by Ricardo Ratliffe at Okla. State, 1/25/12	6 by William Mosley, Northwestern St., 12/02/11 6 by Chris Cooper, Old Dominion, 12/30/11
Def. Rebounds	High	8 by Kim English vs. Oklahoma, 1/3/12 8 by M. Denmon twice, MR vs. Kansas, 2/4/12	11 by Thomas Robinson, Kansas, 2/4/12
Total Rebounds	High	12 by Ricardo Ratliffe, Oklahoma State, 1/25/12	14 by William Mosley, Northwestern St., 12/02/11
Assists	High	12 by Phil Pressey vs. Villanova, 12/6/11 12 by Phil Pressey vs. Texas Tech, 1/28/12	15 by Pierre Jackson, Baylor, 1/21/12
Steals	High	6 by Phil Pressey at Baylor, 1/21/12	4 by Justin Cobbs, California, 11/22/11 4 by Michael Cobbins, Oklahoma State, 1/25/12
Blocked Shots	High	3, 3 times, MR by S. Moore at Texas, 1/30/12	4 by Jordan Henriquez, Kansas St., 1/07/12
Turnovers	High	6 by Ricardo Ratliffe at Baylor, 1/21/12	6 by 4 players, MR, Markel Brown, OSU, 1/25/12

## 2011-12 MIZZOU / OPPONENT TEAM HIGHS & LOWS

Category		Missouri	Opponent
Points 1st Half	High	57 vs. Northwestern State, 12/02/11	44 by Kansas State, 1/07/12
	Low	25 at Kansas State, 1/07/12	18 by William & Mary, 12/18/11
Points 2nd Half	High	57 vs. Kennesaw State, 12/15/11	53 by Baylor, 1/21/12
	Low	28 vs. Texas A&M, 1/16/12	21 by Notre Dame, 11/21/11
Total Points	High	104 vs. Kennesaw State, 12/15/11	88 by Baylor, 1/21/12
	Low	59, at Kansas State, 1/07/12	49 by Oklahoma, 1/03/12
FG Made	High	39 vs. Kennesaw State, 12/15/11	36 by Baylor, 1/21/12
	Low	16, at Kansas State, 1/07/12	17, twice, MR by Texas A&M, 1/16/12
FG Attempted	High	66 vs. Villanova, 12/06/11	63 by Baylor, 1/21/12
	Low	47 vs. Texas A&M, 1/16/12	44 by Texas Tech, 1/28/12
FG Percentage	High	.603 (35-58) vs. William & Mary, 12/18/11	.596 (31-52) by Oklahoma State, 1/25/12
	Low	.327 (16-49) at Kansas State, 1/07/12	.298 (17-57) by California, 11/22/11
3-FG Made	High	14 vs. Baylor, 2/11/12	12 by Iowa State, 1/11/12
	Low	4 at Oklahoma State, 1/25/12	2, twice, MR by Texas, 1/30/12
3-FG Attempted	High	32 vs. Binghamton, 11/27/11	29 by Villanova, 12/6/11
	Low	11 vs. Notre Dame, 11/21/11	9 by California, 11/22/11
3-FG Percentage	High	.571 (12-21) vs. Oklahoma, 1/03/12	.583 (7-12) by Oklahoma, 2/6/12
	Low	.211 at Oklahoma state, 1/25/12	.192 (5-26) by Niagara, 11/17/11
FT Made	High	27 vs. Texas A&M, 1/16/12	15 by Kansas State, 1/07/12
	Low	9, 3 times, MR at Iowa State, 1/11/12	2 by Texas Tech, 1/28/12
FT Attempted	High	31, twice, MR at Baylor, 1/21/12	25 by Iowa State, 1/11/12
	Low	12 at Iowa State, 1/11/12	6 by Texas Tech, 1/28/12
FT Percentage	High	.889 (14-16) at Oklahoma State, 1/25/12	1.000 (10-10) by Oklahoma, 1/03/12
	Low	.556 (10-18) at Oklahoma, 2/6/12	.333 (2-6) by Texas Tech, 1/28/12
Off. Rebounds	High	16 vs. Northwestern State, 12/02/11	20 by Old Dominion, 12/30/11
	Low	3 at Oklahoma, 2/6/12	5, 3 times, MR by Oklahoma State, 1/25/12
Def. Rebounds	High	34 vs. Notre Dame, 11/21/11	27 by Oklahoma State, 1/25/12
	Low	18, 4 times, MR at Oklahoma State, 1/25/12	14 by Kennesaw State, 12/15/11
Total Rebounds	High	43 vs. Northwestern State, 12/02/11	41 by Old Dominion, 12/30/11
	Low	22 at Oklahoma, 2/6/12	23, twice by Oklahoma, 1/03/12 & 2/6/12
Assists	High	23, twice, MR vs. Villanova, 12/6/11	23 by Baylor, 1/21/12
	Low	8 at Oklahoma State, 1/25/12	5, twice, MR by Texas, 1/30/12
Steals	High	14 vs. twice, MR vs Kennesaw St. 12/15/11	9 by Mercer, 11/14/11
	Low	2 vs. Baylor, 2/11/12	3, 3 times, MR by Texas Tech, 1/28/12
Blocked Shots	High	5, 6 times, MR at Texas, 1/30/12	7, twice, MR by Oklahoma State, 1/25/12
	Low	1, three times, MR vs. Texas A&M, 1/16/12	0, 3 times, MR by Baylor, 2/11/12
Turnovers	High	18 at Baylor, 1/21/12	22 by Binghamton, 11/27/11
	Low	6, twice	8 by Oklahoma, 1/03/12
Personal Fouls	High	22 at Kansas State, 1/07/12	25 by Baylor, 1/21/12
	Low	8 vs. Binghamton, 11/27/11	12 by Oklahoma State, 1/25/12

# 2011-12 MIZZOU CAREER AND SEASON HIGHS

## 2011-12

## Career

### 1-Phil Pressey

Pts.	22 vs. Mercer (11-14-11)	22 vs. Mercer (11-14-11)
Reb.	7 vs. TAMU (1-16-12)	7 vs. TAMU (1-16-12)
FG	7 vs. Illinois (12-22-11)	7 vs. Illinois (12-22-11)
FGA	15 vs. Illinois (12-22-11)	15 vs. Illinois (12-22-11)
3FG	4 vs. Baylor (2-11-12)	4, 3 times
3FGA	7, twice, MR vs. Baylor (2-11-12)	7, twice, MR vs. Baylor (2-11-12)
FT	7 vs. Mercer (11-14-11)	7 vs. Mercer (11-14-11)
FTA	8 vs. Mercer (11-14-11)	8 vs. Mercer (11-14-11)
Asst.	12, twice, MR vs. TTU (1-28/12)	12, twice, MR vs. TTU (1-28/12)
Blks	1 vs. William & Mary (12-18-11)	1, twice
Stls	6 at Baylor (1-21-12)	6, twice, MR at Baylor (1-21-12)

### 3-Matt Pressey

Pts.	15 vs. Kennesaw St. (12-15-11)	18, twice
Reb.	8 vs. Northwestern St. (12-02-11)	8, twice
FG	5, twice, MR at Iowa St. (1-11-12)	6, twice
FGA	10 at Kansas State (1-07-12)	10 at Colorado (01-08-11)
3FG	3 at Baylor (1-21-12)	3 at Baylor (1-21-12)
3FGA	5 at Kansas State (1-07-12)	5 at Kansas State (1-07-12)
FT	4, 4 times, MR at ISU (1-11-12)	6 vs. N. Illinois (12-27-10)
FTA	6, twice	7 vs. N. Illinois (12-27-10)
Asst.	5 vs. Northwestern St. (12-02-11)	5, twice
Blks	1, twice, MR vs. Kansas (2-4-12)	2 at Kansas State (02-26-11)
Stls	3, twice, MR at OSU (1-25-12)	3, 3 times

### 10-Ricardo Ratliffe

Pts.	27 at Baylor (1-21-12)	27 at Baylor (1-21-12)
Reb.	12 at Oklahoma State (1-25-12)	14 vs. La Salle (11-24-10)
FG	11 at Baylor (1-21-12)	11 at Baylor (1-21-12)
FGA	17 at Oklahoma State (1-25-12)	17, twice, MR at OSU (1-25-12)
3FG	0	2 at Kansas (02-07-11)
3FGA	0	2 at Kansas (02-07-11)
FT	7, vs. TAMU (1-16-12)	7, vs. TAMU (1-16-12)
FTA	8, vs. TAMU (1-16-12)	8, twice
Asst.	3 at Iowa State (1-11-12)	3, 3 times
Blks	2, 5 times, MR at Baylor (1-21-11)	6, twice
Stls	3, twice, MR vs. TTU (1-28-12)	3, twice, MR vs. TTU (1-28-12)

### 11-Mike Dixon

Pts.	30 vs. William & Mary (12-18-11)	30 vs. William & Mary (12-18-11)
Reb.	5, twice MR vs. TAMU (1-16-12)	8 vs. Iowa State (01-22-11)
FG	13 vs. William & Mary (12-18-11)	13 vs. William & Mary (12-18-11)
FGA	19 vs. William & Mary (12-18-11)	19 vs. William & Mary (12-18-11)
3FG	4, twice, MR vs. Baylor (2-11-12)	4, 3 times
3FGA	7, 3 times, MR vs. Baylor (2-11-12)	7, 3 times
FT	10 vs. Illinois (12-22-11)	10 vs. Illinois (12-22-11)
FTA	12 vs. Illinois (12-22-11)	12 vs. Illinois (12-22-11)
Asst.	7 vs. Villanova (12-6-11)	9 vs. North Alabama (01-05-11)
Blks	1 vs. Oklahoma (1-3-12)	1, three times MR vs. OU (1-3-12)
Stls	3, four times	5 vs. North Florida (11-20-10)

### 12-Marcus Denmon

Pts.	31 vs. Northwestern St. (12-02-11)	31 vs. Northwestern St. (12-02-11)
Reb.	11 vs. Texas (1-14-12)	11 vs. Texas (1-14-12)
FG	11 vs. Northwestern St. (12-02-11)	11 vs. Northwestern St. (12-02-11)
FGA	18 vs. Northwestern St. (12-02-11)	19 vs. Vanderbilt (12-08-10)
3FG	7 vs. Northwestern St. (12-02-11)	7 vs. Northwestern St. (12-02-11)
3FGA	10, twice MR vs. Villanova (12-6-11)	10, twice
FT	10 vs. Texas Tech (1-28-12)	10 vs. Texas Tech (1-28-12)
FTA	10, twice, MR vs. TTU (1-28-12)	10, twice, MR vs. TTU (1-28-12)
Asst.	7 at Iowa State (1-11-12)	7 at Iowa State (1-11-12)
Blks	0	1, 13 times
Stls	3, 4 times, MR vs. TTU (1/28/13)	4, three times

### 21-Laurence Bowers

Pts.	N/A	23 vs. Georgia (01-02-10)
Reb.	N/A	12 vs. Iowa State (02-10-10)
FG	N/A	11 vs. Georgia (01-02-10)
FGA	N/A	14, twice
3FG	N/A	2 vs. Oklahoma State (01-30-10)
3FGA	N/A	4 vs. Nebraska (01-23-10)
FT	N/A	7, twice
FTA	N/A	10 vs. Kansas State (01-09-10)
Asst.	N/A	5, twice
Blks	N/A	8 at Colorado (01-08-11)
Stls	N/A	6 vs. Baylor (02-23-11)

### 24-Kim English

Pts.	29 vs. Binghamton (11-29-11)	29 vs. Binghamton (11-27-11)
Reb.	9 vs. Oklahoma (1-3-12)	10 at Texas Tech (01-13-10)
FG	11 vs. Binghamton (11-27-11)	11 vs. Binghamton (11-27-11)
FGA	15 vs. Binghamton (11-27-11)	17, twice
3FG	7 vs. Binghamton (11-27-11)	7 vs. Binghamton (11-27-11)
3FGA	10 vs. Binghamton (11-27-11)	11 vs. Chattanooga (11-24-09)
FT	9 vs. William & Mary (12-18-11)	9 vs. William & Mary (12-18-11)
FTA	9 vs. William & Mary (12-18-11)	11 at Texas Tech (01-13-10)
Asst.	4, 4 times, MR at OU (2-6-12)	10 vs. Central Arkansas (12-18-10)
Blks	2 vs. Notre Dame (11-21-11)	2, three times
Stls	3, 4 times, MR at OU (1-6-12)	4 vs. FDU (12-12-09)

### 25-Jarrett Sutton

Pts.	6 vs. California (11-22-11)	6, three times
Reb.	2 vs. Niagara (11-17-11)	3 vs. Central Arkansas (12-18-10)
FG	2 vs. California (11-22-11)	2, three times
FGA	4 vs. Binghamton (11-27-11)	4, four times
3FG	2 vs. California (11-22-11)	4 vs. Binghamton (11-27-11)
3FGA	4 vs. Binghamton (11-27-11)	4, twice
FT	0	1 vs. Central Arkansas (12-18-10)
FTA	0	2 vs. Central Arkansas (12-18-10)
Asst.	0	1 vs. Oklahoma (2/12/11)
Blks	0	0
Stls	0	1, five times

### 32-Steve Moore

Pts.	10, twice, MR at ISU (1-11-12)	10, twice, MR at ISU (1-11-12)
Reb.	9 at Iowa State (1-11-12)	9 at Iowa State (1-11-12)
FG	5 at Iowa State (1-11-12)	5 at Iowa State (1-11-12)
FGA	8 at Iowa State (1-11-12)	8 at Iowa State (1-11-12)
3FG	1 vs. California (11-22-11)	1, three times
3FGA	1 vs. California (11-22-11)	1, nine times
FT	3, twice	4 at Texas A&M (01-15-11)
FTA	4, twice MR at KSU (1-07-12)	4, three times
Asst.	2, five times	2, 11 times
Blks	3, 3 times MR at Texas (1-30-12)	5 at Kansas State (02-27-10)
Stls	3 vs. California (11-22-11)	3, three times

### 35-Andrew Jones

Pts.	2 vs. William & Mary (12-18-11)	2 vs. William & Mary (12-18-11)
Reb.	2 vs. Oklahoma (1-3-12)	0
FG	0	0
FGA	0	0
3FG	0	0
3FGA	0	0
FT	2 vs. William & Mary (12-18-11)	2 vs. William & Mary (12-18-11)
FTA	2 twice, MR vs. Oklahoma (1-3-12)	2 vs. William & Mary (12-18-11)
Asst.	0	0
Blks	0	0
Stls	0	0

### 44-Andy Rosburg

Pts.	2, twice	2, twice
Reb.	2 vs. Niagara (11-17-11)	2 vs. Niagara (11-17-11)
FG	1 vs. Kennesaw State, (12-15-11)	1 vs. Kennesaw State, (12-15-11)
FGA	1 vs. Kennesaw State, (12-15-11)	1 vs. Kennesaw State, (12-15-11)
3FG	0	0
3FGA	0	0
FT	2 vs. William & Mary (12-18-11)	2 vs. William & Mary (12-18-11)
FTA	2 vs. William & Mary (12-18-11)	2 vs. William & Mary (12-18-11)
Asst.	0	0
Blks	0	0
Stls	0	0



### #1 PHIL PRESSEY

Dallas, Texas

(Dallas Episcopal)

5-10, 175 Pounds, So., Guard



### #3 MATT PRESSEY

Dallas, Texas

(Navarro Community College)

6-2, 195 Pounds, Sr., Guard

#### 2011-12 Season Box Scores

Opponent	Min	FG-A	3FG-A	FT-A	Reb	PF	A	TO	BLK	STL	Pts
SEMO	33	4-11	0-1	2-5	6	1	3	3	0	0	10
Mercer	34	6-11	3-6	7-8	3	2	4	4	0	5	22
Niagara	24	2-6	1-2	3-5	2	1	5	2	0	5	8
Notre Dame	33	6-10	1-2	4-4	4	0	2	0	0	2	17
California	30	1-5	0-1	2-2	1	1	3	3	0	3	4
Binghamton	28	0-0	0-0	0-0	5	0	11	0	0	3	0
Northwestern St.	24	0-4	0-2	0-0	3	1	6	2	0	0	0
Villanova	24	1-8	0-4	6-6	3	3	12	3	0	3	8
Navy	33	4-10	1-3	2-2	2	1	5	1	0	2	11
Kennesaw St.	30	3-9	1-4	2-4	4	2	10	2	0	1	9
William & Mary	25	2-6	0-3	2-2	3	1	5	0	1	1	6
Illinois	36	7-15	1-4	3-4	2	2	5	3	0	2	18
Old Dominion	37	5-10	0-1	4-6	2	2	7	5	0	3	14
Oklahoma	27	2-3	1-1	0-0	2	4	7	1	0	0	4
Kansas State	33	0-6	0-2	3-4	5	5	3	4	0	1	3
Iowa State	35	5-12	2-6	0-0	5	3	5	2	0	1	12
Texas	35	5-12	3-7	5-6	1	1	10	0	0	2	18
Texas A&M	32	2-5	0-1	6-6	7	1	4	3	0	3	10
Baylor	31	5-10	2-5	4-8	5	1	7	4	0	6	16
Oklahoma State	35	4-9	0-3	2-2	5	3	2	3	0	4	10
Texas Tech	35	1-5	0-3	1-2	3	1	12	2	0	4	3
Texas	36	4-8	0-2	5-6	4	2	5	4	0	2	13
Kansas	27	1-5	0-1	0-1	2	1	3	3	0	1	2
Oklahoma	28	2-3	0-0	1-2	1	4	7	3	0	2	5
Baylor	38	5-8	4-7	5-6	4	0	3	1	0	1	19

#### 2011-12 Season Box Scores

Opponent	Min	FG-A	3FG-A	FT-A	Reb	PF	A	TO	BLK	STL	Pts
SEMO	23	1-2	0-0	0-0	3	1	2	0	0	0	2
Mercer	28	2-6	0-1	2-6	3	1	3	0	0	1	6
Niagara	30	3-9	2-3	4-6	3	0	1	1	0	1	12
Notre Dame	23	2-7	0-1	3-4	5	3	1	1	0	1	7
California	23	4-5	1-1	4-4	5	2	3	2	0	1	13
Binghamton	27	1-6	0-3	0-1	3	3	1	1	1	1	2
Northwestern St.	30	2-5	1-2	0-0	8	1	5	1	0	0	5
Villanova	32	2-8	0-2	2-2	6	0	1	0	0	0	6
Navy	23	4-6	1-2	3-4	5	3	1	0	0	0	12
Kennesaw St.	29	5-9	1-3	4-4	3	1	2	1	0	2	15
William & Mary	29	5-6	1-1	0-0	5	0	3	1	0	1	11
Illinois	29	3-8	1-4	3-3	6	2	0	2	0	2	10
Old Dominion	26	2-4	0-1	0-1	3	3	2	2	0	3	4
Oklahoma	31	3-5	1-2	2-3	5	0	2	0	0	0	9
Kansas State	25	4-10	2-5	1-1	3	1	1	0	0	1	11
Iowa State	34	5-8	0-2	4-4	2	1	3	2	0	1	14
Texas	28	2-6	1-1	0-0	2	2	1	1	0	1	5
Texas A&M	23	0-3	0-0	0-0	3	3	2	2	0	0	0
Baylor	28	4-6	3-3	0-0	2	1	3	1	1	1	11
Oklahoma State	27	2-7	2-4	2-3	1	1	2	0	0	3	8
Texas Tech	28	1-5	0-3	0-0	3	1	0	2	0	0	2
Texas	20	2-7	1-2	0-0	2	2	1	0	0	0	5
Kansas	22	1-5	0-2	0-0	1	1	1	1	1	1	2
Oklahoma	29	2-5	0-2	1-4	1	1	2	2	0	2	5
Baylor	12	0-1	0-0	0-0	0	1	0	0	0	0	0

#### Phil Pressey's Career Season Statistical Lines

Season	G-GS	MIN	MPG	FG-A	FG%	3FG-A	3FG%	FT-A	FT%	REB	AVG.	PF-D	AST	TO	BS	S	TP	AVG.
2010-11	30-12	661	22.0	65-168	.387	30-83	.361	35-46	.761	68	2.3	62-2	117	65	1	61	195	6.5
2011-12	25-25	783	31.3	77-191	.403	20-71	.282	69-91	.758	84	3.4	43-1	146	58	1	57	243	9.7
<b>TOTAL</b>	<b>55-37</b>	<b>1444</b>	<b>26.3</b>	<b>142-358</b>	<b>.400</b>	<b>50-154</b>	<b>.325</b>	<b>104-137</b>	<b>.759</b>	<b>152</b>	<b>2.8</b>	<b>104-3</b>	<b>263</b>	<b>123</b>	<b>2</b>	<b>118</b>	<b>438</b>	<b>8.0</b>

#### Matt Pressey's Career Season Statistical Lines

Season	G-GS	MIN	MPG	FG-A	FG%	3FG-A	3FG%	FT-A	FT%	REB	AVG.	PF-D	AST	TO	BS	S	TP	AVG.
2010-11	33-10	579	17.5	66-160	.413	12-46	.261	45-65	.692	61	1.8	45-0	53	46	7	25	189	5.7
2011-12	25-25	659	26.4	62-149	.416	18-50	.360	35-50	.700	83	3.3	35-0	43	23	3	24	177	7.1
<b>TOTAL</b>	<b>58-35</b>	<b>1238</b>	<b>21.3</b>	<b>128-309</b>	<b>.414</b>	<b>30-96</b>	<b>.313</b>	<b>80-115</b>	<b>.700</b>	<b>144</b>	<b>2.5</b>	<b>80-0</b>	<b>96</b>	<b>69</b>	<b>10</b>	<b>49</b>	<b>366</b>	<b>6.3</b>



**#10 RICARDO RATLIFFE**  
*Hampton, Va.*  
*(Central Fla. Community College)*  
 6-8, 240 Pounds, Sr., Forward



**#11 MICHAEL DIXON**  
*Kansas City, Mo.*  
*(Lee's Summit West)*  
 6-1, 185 Pounds, Jr., Guard

**2011-12 Season Box Scores**

Opponent	Min	FG-A	3FG-A	FT-A	Reb	PF	A	TO	BLK	STL	Pts
SEMO	26	8-12	0-0	4-4	8	3	1	1	2	1	20
Mercer	29	1-6	0-0	1-2	7	3	0	3	1	3	3
Niagara	20	6-7	0-0	0-0	6	3	1	0	1	0	12
Notre Dame	21	6-9	0-0	0-0	8	3	2	0	1	2	12
California	18	5-6	0-0	0-1	5	4	1	0	0	0	10
Binghamton	18	7-7	0-0	4-5	5	0	0	1	1	0	18
Northwestern St.	21	10-11	0-0	2-5	7	0	0	0	1	1	22
Villanova	33	8-8	0-0	1-2	11	4	0	2	0	0	17
Navy	28	6-9	0-0	2-2	8	2	0	4	0	0	14
Kennesaw St.	22	8-10	0-0	2-2	7	1	0	0	1	1	18
William & Mary	24	5-6	0-0	1-2	7	2	2	2	2	0	11
Illinois	19	7-10	0-0	0-1	4	2	0	3	0	1	14
Old Dominion	33	6-8	0-0	2-7	11	1	2	0	2	1	14
Oklahoma	27	6-7	0-0	1-1	8	2	0	1	1	0	27
Kansas State	14	1-1	0-0	0-0	1	4	0	3	1	0	14
Iowa State	24	6-8	0-0	0-0	8	4	3	2	0	1	12
Texas	32	10-12	0-0	1-2	4	3	2	3	2	1	21
Texas A&M	31	5-7	0-0	7-8	6	2	1	1	0	2	17
Baylor	34	11-14	0-0	5-7	8	4	0	6	2	0	27
Oklahoma State	37	10-17	0-0	5-5	12	1	0	1	1	1	25
Texas Tech	25	4-6	0-0	0-0	4	2	0	2	1	3	8
Texas	24	6-8	0-0	1-1	3	4	0	0	1	0	13
Kansas	20	3-5	0-0	0-2	4	4	1	1	0	0	6
Oklahoma	32	6-6	0-0	3-5	10	4	1	1	1	0	15
Baylor	30	3-9	0-0	0-0	8	2	0	3	1	0	6

**2011-12 Season Box Scores**

Opponent	Min	FG-A	3FG-A	FT-A	Reb	PF	A	TO	BLK	STL	Pts
SEMO	27	0-3	0-2	8-8	3	2	4	3	0	2	8
Mercer	25	4-12	2-5	4-4	4	2	0	1	0	2	14
Niagara	20	3-7	0-2	6-7	1	3	3	0	0	2	12
Notre Dame	34	3-10	0-3	0-0	5	1	2	2	0	2	6
California	28	2-5	1-4	6-6	1	1	3	0	0	1	11
Binghamton	29	4-10	1-6	2-2	1	1	3	2	0	2	11
Northwestern St.	25	7-11	1-3	4-4	2	0	2	4	0	3	19
Villanova	25	2-13	1-2	1-2	3	2	7	1	0	2	6
Navy	24	1-4	0-1	2-2	3	2	5	2	0	3	4
Kennesaw St.	25	5-7	2-4	6-6	2	2	4	2	1	3	18
William & Mary	28	13-19	3-7	1-1	1	2	2	0	0	3	30
Illinois	28	3-8	2-3	10-12	2	1	4	0	0	1	18
Old Dominion	19	2-7	0-2	2-3	0	2	0	1	0	0	6
Oklahoma	23	5-11	1-3	2-2	1	2	4	3	1	0	13
Kansas State	29	4-11	1-4	7-8	1	3	2	3	0	1	16
Iowa State	28	5-14	2-7	0-0	2	2	0	1	0	0	12
Texas	21	1-1	1-1	1-2	1	0	3	2	0	0	4
Texas A&M	26	6-10	4-7	2-2	5	5	3	1	0	1	26
Baylor	23	1-5	0-3	4-4	4	1	2	1	0	1	6
Oklahoma State	20	2-5	0-1	0-0	2	2	2	2	0	0	4
Texas Tech	22	2-5	1-3	4-4	2	3	2	1	0	1	9
Texas	27	9-10	2-2	1-1	1	4	4	3	0	1	21
Kansas	32	4-5	2-3	5-7	2	2	5	2	0	1	15
Oklahoma	24	5-11	2-6	1-2	1	3	5	0	0	1	13
Baylor	32	6-10	4-7	0-0	1	2	6	3	0	0	16

**Ricardo Ratliffe's Career Season Statistical Lines**

Season	G-GS	MIN	MPG	FG-A	FG%	3FG-A	3FG%	FT-A	FT%	REB	AVG.	PF-D	AST	TO	BS	S	TP	AVG.
2010-11	34-29	833	24.5	156-273	.571	4-15	.267	44-69	.638	204	6.0	108-5	39	34	45	8	360	10.6
2011-12	25-25	642	25.7	154-209	.737	0-0	.000	42-64	.656	170	6.8	64-0	17	40	23	18	350	14.0
<b>TOTAL</b>	<b>59-54</b>	<b>1475</b>	<b>25.0</b>	<b>310-481</b>	<b>.645</b>	<b>4-15</b>	<b>.267</b>	<b>86-133</b>	<b>.647</b>	<b>374</b>	<b>6.3</b>	<b>172-5</b>	<b>56</b>	<b>74</b>	<b>68</b>	<b>26</b>	<b>710</b>	<b>12.0</b>

**Michael Dixon's Career Season Statistical Lines**

Season	G-GS	MIN	MPG	FG-A	FG%	3FG-A	3FG%	FT-A	FT%	REB	AVG.	PF-D	AST	TO	BS	S	TP	AVG.
2009-10	34-8	565	16.6	93-198	.470	27-76	.355	42-49	.857	39	1.1	55-1	55	32	0	33	255	7.5
2010-11	32-17	715	22.3	98-243	.403	38-98	.388	94-114	.825	81	2.5	71-1	113	58	2	56	328	10.3
2011-12	25-0	644	25.8	99-214	.463	33-91	.363	79-89	.888	51	2.0	50-1	76	40	2	33	310	12.4
<b>TOTAL</b>	<b>91-25</b>	<b>1924</b>	<b>21.1</b>	<b>290-655</b>	<b>.443</b>	<b>98-265</b>	<b>.370</b>	<b>215-252</b>	<b>.853</b>	<b>169</b>	<b>1.9</b>	<b>724-3</b>	<b>244</b>	<b>130</b>	<b>4</b>	<b>122</b>	<b>893</b>	<b>9.8</b>



## #12 MARCUS DENMON

Kansas City, Mo.

(Hogan Prep)

6-3, 185 Pounds, Sr., Guard



## #24 KIM ENGLISH

Baltimore, Md.

(Notre Dame Prep)

6-6, 200 Pounds, Sr., Guard

### 2011-12 Season Box Scores

Opponent	Min	FG-A	3FG-A	FT-A	Reb	PF	A	TO	BLK	STL	Pts
SEMO	35	6-14	1-4	7-7	8	0	0	0	0	3	20
Mercer	31	4-8	2-4	2-2	5	2	3	1	0	2	12
Niagara	30	7-13	5-8	3-4	7	0	2	0	0	2	22
Notre Dame	25	9-11	2-3	6-7	4	3	0	1	0	0	26
California	34	6-13	2-8	4-4	6	1	4	1	0	1	18
Binghamton	24	5-13	3-9	0-0	4	0	2	0	0	3	13
Northwestern St.	28	11-18	7-10	2-3	6	1	2	1	0	1	31
Villanova	39	10-16	6-10	2-2	5	0	3	0	0	0	28
Navy	33	6-14	3-7	7-7	3	1	2	0	0	0	22
Kennesaw St.	30	8-11	1-2	0-0	6	0	0	1	0	4	30
William & Mary	28	3-11	1-7	0-0	4	1	3	0	0	1	7
Illinois	31	2-9	2-6	2-2	1	3	3	3	0	1	8
Old Dominion	39	5-13	4-9	5-6	3	1	5	1	0	3	19
Oklahoma	33	7-12	4-7	2-2	7	0	3	1	0	1	20
Kansas State	37	5-14	3-9	4-4	6	1	3	2	0	2	17
Iowa State	35	1-5	0-3	4-4	4	0	7	0	0	0	6
Texas	36	5-11	4-9	4-4	11	2	3	1	0	1	18
Texas A&M	38	4-11	1-7	7-8	9	0	3	2	1	2	16
Baylor	39	4-10	1-7	8-10	3	1	2	5	0	1	17
Oklahoma State	37	4-16	2-8	7-8	4	2	1	3	0	2	17
Texas Tech	35	4-15	1-6	10-10	6	1	1	0	0	3	19
Texas	35	3-12	0-3	0-1	5	1	0	1	0	1	6
Kansas	39	10-15	6-9	3-4	9	0	2	2	0	1	29
Oklahoma	39	9-16	4-9	3-3	1	2	0	4	0	2	25
Baylor	39	6-12	4-8	0-0	5	1	6	1	0	1	16

### 2011-12 Season Box Scores

Opponent	Min	FG-A	3FG-A	FT-A	Reb	PF	A	TO	BLK	STL	Pts
SEMO	34	6-14	.5-9	2-3	5	3	0	2	0	0	19
Mercer	33	5-8	4-6	4-6	3	1	1	2	1	0	18
Niagara	32	4-7	4-6	2-2	7	0	3	2	1	2	14
Notre Dame	34	4-5	2-2	0-0	6	2	4	3	2	2	10
California	33	7-12	3-7	2-4	4	3	2	4	0	1	19
Binghamton	27	11-15	7-10	0-0	0	2	2	1	0	1	29
Northwestern St.	25	4-8	0-4	1-3	6	2	4	1	0	2	9
Villanova	32	5-12	3-7	2-2	2	4	0	2	0	1	15
Navy	33	3-6	2-4	5-7	4	2	3	4	0	0	13
Kennesaw St.	28	4-11	1-4	4-7	3	1	2	2	1	3	13
William & Mary	24	3-6	2-3	9-9	4	1	1	2	0	3	17
Illinois	36	3-7	1-2	1-1	8	2	1	2	1	0	8
Old Dominion	34	6-12	3-4	1-2	6	2	0	1	0	0	16
Oklahoma	30	8-12	5-8	2-2	9	2	1	1	1	1	20
Kansas State	37	2-5	1-4	3-4	1	2	0	2	1	1	35
Iowa State	28	4-7	1-3	1-4	6	5	2	2	0	2	10
Texas	38	4-8	1-3	5-7	4	2	1	2	1	1	14
Texas A&M	34	2-9	0-2	4-4	5	3	0	1	0	1	8
Baylor	27	4-8	1-3	1-2	2	5	4	1	0	1	10
Oklahoma State	35	4-9	0-3	0-0	4	3	1	1	0	0	8
Texas Tech	39	7-12	4-6	4-6	2	2	0	1	0	2	22
Texas	40	3-8	2-5	0-0	6	1	1	2	1	3	8
Kansas	38	5-11	2-7	6-6	3	1	1	3	0	0	18
Oklahoma	37	3-7	1-4	1-2	1	4	3	2	0	3	8
Baylor	33	3-8	2-6	4-4	2	3	2	0	0	0	12

### Marcus Denmon's Career Season Statistical Lines

Season	G-GS	MIN	MPG	FG-A	FG%	3FG-A	3FG%	FT-A	FT%	REB	AVG.	PF-D	AST	TO	BS	S	TP	AVG.
2008-09	38-0	636	16.7	81-205	.395	34-112	.304	31-39	.795	84	2.2	47-0	54	36	5	34	227	6.0
2009-10	34-4	715	21.0	117-273	.429	68-167	.407	53-76	.697	100	2.9	48-0	48	31	4	29	355	10.4
2010-11	34-33	1035	30.4	199-398	.500	82-183	.448	94-124	.758	119	3.5	56-0	61	32	4	61	574	16.9
2011-12	24-24	849	34.0	144-314	.459	69-172	.401	92-102	.902	132	5.3	24-0	60	31	1	38	449	18.0
<b>TOTAL</b>	<b>131-62</b>	<b>3235</b>	<b>24.7</b>	<b>541-1190</b>	<b>.455</b>	<b>253-632</b>	<b>.400</b>	<b>270-341</b>	<b>.792</b>	<b>435</b>	<b>3.3</b>	<b>175-0</b>	<b>223</b>	<b>130</b>	<b>14</b>	<b>162</b>	<b>1605</b>	<b>12.3</b>

### Kim English's Career Season Statistical Lines

Season	G-GS	MIN	MPG	FG-A	FG%	3FG-A	3FG%	FT-A	FT%	REB	AVG.	PF-D	AST	TO	BS	S	TP	AVG.
2008-09	38-13	547	14.4	82-212	.387	41-110	.373	42-58	.724	62	1.6	54-1	42	39	4	19	247	6.5
2009-10	34-29	818	24.1	156-397	.393	68-184	.370	95-130	.731	115	3.4	58-1	39	71	3	45	475	14.0
2010-11	34-30	869	25.3	106-290	.366	52-142	.366	77-106	.726	105	3.1	58-1	67	67	11	42	341	10.0
2011-12	25-25	819	32.8	114-227	.502	57-122	.467	64-87	.736	103	4.1	58-2	40	46	10	31	349	14.0
<b>TOTAL</b>	<b>131-97</b>	<b>3053</b>	<b>23.3</b>	<b>458-1126</b>	<b>.407</b>	<b>218-558</b>	<b>.391</b>	<b>278-381</b>	<b>.730</b>	<b>385</b>	<b>2.9</b>	<b>228-5</b>	<b>197</b>	<b>223</b>	<b>28</b>	<b>137</b>	<b>1412</b>	<b>10.8</b>



## #25 JARRETT SUTTON

Kansas City, Mo.

(Oak Park)

6-4, 196 Pounds, Sr., Guard



## #32 STEVE MOORE

Kansas City, Mo.

(Truman)

6-9, 267 Pounds, Sr., Forward

### 2011-12 Season Box Scores

Opponent	Min	FG-A	3FG-A	FT-A	Reb	PF	A	TO	BLK	STL	Pts
SEMO	1	0-0	0-0	0-0	0	0	0	0	0	0	0
Mercer	DNP-CD										
Niagara	9	0-1	0-1	0-0	2	1	0	0	0	0	0
Notre Dame	4	0-0	0-0	0-0	0	0	0	0	0	0	0
California	3	2-2	2-2	0-0	0	0	0	0	0	0	6
Binghamton	10	0-4	0-4	0-0	1	0	0	0	0	0	0
Northwestern St.	6	0-1	0-1	0-0	1	0	0	0	0	0	0
Villanova	DNP-CD										
Navy	2	0-1	0-1	0-0	0	0	0	0	0	0	0
Kennesaw St.	3	0-1	0-1	0-0	1	0	0	0	0	0	0
William & Mary	7	0-0	0-0	0-0	1	1	0	0	0	0	0
Illinois	DNP-CD										
Old Dominion	DNP-CD										
Oklahoma	3	0-0	0-0	0-0	0	1	0	0	0	0	0
Kansas State	DNP - CD										
Iowa State	DNP - CD										
Texas	DNP - CD										
Texas A&M	1	0-0	0-0	0-0	0	0	0	0	0	0	0
Baylor	DNP - CD										
Oklahoma State	DNP - CD										
Texas Tech	DNP - CD										
Texas	DNP - CD										
Kansas	DNP - CD										
Oklahoma	DNP - CD										
Baylor	DNP - CD										

### 2011-12 Season Box Scores

Opponent	Min	FG-A	3FG-A	FT-A	Reb	PF	A	TO	BLK	STL	Pts
SEMO	12	1-1	0-0	3-5	9	0	1	0	0	1	2
Mercer	9	1-1	0-0	0-1	4	2	1	0	2	0	2
Niagara	16	0-2	0-0	3-4	5	0	1	0	0	1	3
Notre Dame	16	1-2	0-0	2-2	2	2	1	1	2	1	4
California	19	3-3	1-1	3-3	2	2	2	1	3	3	10
Binghamton	19	3-3	0-0	1-2	0	1	2	1	0	0	7
Northwestern St.	23	2-6	0-0	0-0	3	3	2	1	1	1	4
Villanova	15	0-1	0-0	1-2	3	1	0	0	1	2	1
Navy	16	3-4	0-0	1-2	3	0	0	1	1	1	7
Kennesaw St.	14	2-2	0-0	0-0	2	3	2	1	2	0	4
William & Mary	15	2-2	0-0	0-0	3	3	2	1	0	1	4
Illinois	21	1-2	0-0	0-0	5	1	0	0	3	0	5
Old Dominion	12	0-0	0-0	2-2	1	3	0	1	2	1	2
Oklahoma	18	1-3	0-0	1-2	4	1	0	1	2	1	3
Kansas State	25	0-2	0-0	2-4	5	5	1	0	0	1	2
Iowa State	16	5-6	0-0	0-0	9	5	0	2	1	1	10
Texas	10	2-4	0-0	0-0	1	3	0	0	1	0	4
Texas A&M	13	0-2	0-0	1-3	2	1	0	0	0	0	1
Baylor	18	1-2	0-0	0-0	3	1	0	0	2	1	2
Oklahoma State	9	0-2	0-0	0-0	2	2	0	0	1	1	0
Texas Tech	16	0-0	0-0	0-1	2	2	0	2	1	0	0
Texas	18	0-3	0-0	1-2	2	4	0	0	3	0	1
Kansas	22	1-1	0-0	0-0	2	1	0	2	1	0	2
Oklahoma	11	0-0	0-0	0-0	3	0	0	0	1	0	0
Baylor	16	1-2	0-0	1-3	2	2	1	0	1	0	3

### Jarrett Sutton's Career Season Statistical Lines

Season	G-GS	MIN	MPG	FG-A	FG%	3FG-A	3FG%	FT-A	FT%	REB	AVG.	PF-D	AST	TO	BS	S	TP	AVG.
2008-09	12-0	26	2.2	7-15	.467	7-15	.467	0-0	.000	3	0.3	2-0	0	1	0	2	21	1.8
2009-10	9-0	33	3.7	3-17	.176	3-15	.200	0-0	.000	2	0.2	0-0	0	0	0	1	9	1.0
2010-11	13-0	31	2.4	3-10	.300	3-9	.333	1-2	.500	4	0.3	2-0	1	0	0	2	10	0.8
2011-12	11-0	49	4.5	2-10	.200	2-10	.200	0-0	.000	6	0.5	3-0	0	0	0	0	6	0.5
<b>TOTAL</b>	<b>45-0</b>	<b>139</b>	<b>3.1</b>	<b>15-52</b>	<b>.288</b>	<b>15-49</b>	<b>.306</b>	<b>1-2</b>	<b>.500</b>	<b>15</b>	<b>0.3</b>	<b>7-0</b>	<b>1</b>	<b>1</b>	<b>0</b>	<b>5</b>	<b>46</b>	<b>1.0</b>

### Steve Moore's Career Season Statistical Lines

Season	G-GS	MIN	MPG	FG-A	FG%	3FG-A	3FG%	FT-A	FT%	REB	AVG.	PF-D	AST	TO	BS	S	TP	AVG.
2008-09	18-0	87	4.8	6-14	.429	0-0	.000	8-17	.471	24	1.3	21-0	5	8	1	3	20	1.1
2009-10	34-0	344	10.1	12-36	.333	0-3	.000	12-16	.750	53	1.6	65-1	15	17	31	14	36	1.1
2010-11	34-0	392	11.5	28-44	.636	2-6	.333	10-16	.625	79	2.3	84-3	15	13	32	10	68	2.0
2011-12	25-0	399	16.0	30-56	.536	1-1	1.000	19-33	.576	70	2.8	52-2	16	16	33	17	80	3.2
<b>TOTAL</b>	<b>111-0</b>	<b>1222</b>	<b>11.0</b>	<b>76-150</b>	<b>.507</b>	<b>3-10</b>	<b>.300</b>	<b>49-82</b>	<b>.600</b>	<b>226</b>	<b>2.0</b>	<b>222-6</b>	<b>51</b>	<b>54</b>	<b>97</b>	<b>44</b>	<b>204</b>	<b>1.8</b>



**#35 ANDREW JONES**  
*Smithville, Mo.*  
*(Smithville)*  
 6-5, 255 Pounds, Sr., Forward



**#44 ANDY ROSBURG**  
*St. Louis, Mo.*  
*(Marquette)*  
 6-8, 220 Pounds, Jr., Forward

**2011-12 Season Box Scores**

Opponent	Min	FG-A	3FG-A	FT-A	Reb	PF	A	TO	BLK	STL	Pts
SEMO	DNP										
Mercer	DNP										
Niagara	DNP										
Notre Dame	DNP										
California	DNP										
Binghamton	DNP										
Northwestern St.	DNP										
Villanova	DNP										
Navy	1	0-0	0-0	0-0	0	1	0	0	0	0	0
Kennesaw St.	3	0-0	0-0	0-0	0	0	0	0	0	0	0
William & Mary	2	0-0	0-0	2-2	0	1	0	0	0	0	2
Illinois	DNP-CD										
Old Dominion	DNP-CD										
Oklahoma	6	0-1	0-0	1-2	2	0	0	1	0	0	1
Kansas State	2	0-0	0-0	0-0	0	1	0	0	0	0	0
Iowa State	DNP - CD										
Texas	DNP - CD										
Texas A&M	1	0-0	0-0	0-0	0	0	0	0	0	0	0
Baylor	DNP - CD										
Oklahoma State	DNP - CD										
Texas Tech	DNP - CD										
Texas	DNP - CD										
Kansas	DNP - CD										
Oklahoma	DNP - CD										
Baylor	DNP - CD										

**2011-12 Season Box Scores**

Opponent	Min	FG-A	3FG-A	FT-A	Reb	PF	A	TO	BLK	STL	Pts
SEMO	1	0-0	0-0	0-0	0	0	0	0	0	0	0
Mercer	DNP-CD										
Niagara	4	0-0	0-0	0-0	2	1	0	1	0	0	0
Notre Dame	2	0-0	0-0	0-0	0	0	0	0	0	0	0
California	3	0-0	0-0	0-0	0	0	0	0	0	0	0
Binghamton	3	0-0	0-0	0-0	1	0	0	0	0	0	0
Northwestern St.	4	0-0	0-0	0-0	0	0	0	0	0	0	0
Villanova	DNP-CD										
Navy	1	0-0	0-0	0-0	0	0	0	0	0	0	0
Kennesaw St.	3	1-1	0-0	0-0	1	0	0	0	0	0	2
William & Mary	2	0-0	0-0	2-2	1	0	0	0	0	0	2
Illinois	DNP-CD										
Old Dominion	DNP-CD										
Oklahoma	2	0-0	0-0	0-0	0	1	0	0	0	0	0
Kansas State	DNP - CD										
Iowa State	DNP - CD										
Texas	DNP - CD										
Texas A&M	1	0-0	0-0	0-0	0	0	0	0	0	0	0
Baylor	DNP - CD										
Oklahoma State	DNP - CD										
Texas Tech	DNP - CD										
Texas	DNP - CD										
Kansas	DNP - CD										
Oklahoma	DNP - CD										
Baylor	DNP - CD										

**Andrew Jones's Career Season Statistical Lines**


Season	G-GS	MIN	MPG	FG-A	FG%	3FG-A	3FG%	FT-A	FT%	REB	AVG.	PF-D	AST	TO	BS	S	TP	AVG.
2011-12	6-0	15	2.5	0-1	.000	0-0	.000	3-4	.750	2	0.3	3-0	0	1	0	0	3	0.5
<b>TOTAL</b>	6-0	15	2.5	0-1	.000	0-0	.000	3-4	.750	2	0.3	3-0	0	1	0	0	3	0.5


**Andy Rosburg's Career Season Statistical Lines**


Season	G-GS	MIN	MPG	FG-A	FG%	3FG-A	3FG%	FT-A	FT%	REB	AVG.	PF-D	AST	TO	BS	S	TP	AVG.
2011-12	11-0	26	2.4	1-1	1.000	0-0	.000	2-2	1.000	5	0.5	2-0	0	1	0	0	4	0.4
<b>TOTAL</b>	11-0	26	2.4	1-1	1.000	0-0	.000	2-2	1.000	5	0.5	2-0	0	1	0	0	4	0.4

# Mizzou Radio / TV Quick Finder


## Starter's From Most Recent Contest

<b>10</b>		<b>Ricardo Ratliffe</b> F • 6-8 • 240 • Sr.					<p><b>Last Game:</b> 6 points, 8 rebounds, 1 block vs. Baylor, 2/11/12</p> <p><b>Note:</b> Ranked 1st nationally with 73.7% shooting from the floor.</p>	<p><b>Career High:</b> Pts: 27 at Baylor, 1/21/12 Reb: 14 vs. LaSalle, 11/24/10 Blk: 6, twice</p>
		<b>Pts</b>	<b>Reb</b>	<b>Ast</b>	<b>Stl</b>	<b>Blk</b>		
		14.0	6.8	0.7	0.7	0.9		


<b>24</b>		<b>Kim English</b> G • 6-6 • 200 • Sr.					<p><b>Last Game:</b> 12 points, 2 rebounds, 2 assists vs. Baylor, 2/11/12</p> <p><b>Note:</b> Shooting .467 from long distance this season</p>	<p><b>Career High:</b> Pts: 29 vs. Binghamton, 11/27/11 Reb: 10 at Texas Tech, 1/13/10 Ast: 10 vs. Central Arkansas, 12/18/10</p>
		<b>Pts</b>	<b>Reb</b>	<b>Ast</b>	<b>Stl</b>	<b>Blk</b>		
		14.0	4.1	1.6	1.2	0.4		


<b>12</b>		<b>Marcus Denmon</b> G • 6-3 • 185 • Sr.					<p><b>Last Game:</b> 16 points, 6 assists, 5 rebounds vs. Baylor, 2/11/12</p> <p><b>Note:</b> Reached double figures 20 times in 2011-12, including 9 20-point games</p>	<p><b>Career High:</b> Pts: 31 vs. Northwestern St., 12/02/11 Reb: 11 vs. Texas, 1/14/12 Ast: 7 at Iowa State, 1/11/12</p>
		<b>Pts</b>	<b>Reb</b>	<b>Ast</b>	<b>Stl</b>	<b>Blk</b>		
		18.0	5.3	2.4	1.5	0.0		


<b>3</b>		<b>Matt Pressey</b> G • 6-2 • 195 • Sr.					<p><b>Last Game:</b> 0 points, 0 rebounds vs. Baylor, 2/11/12</p> <p><b>Note:</b> Reached double figures 9 times this season.</p>	<p><b>Career High:</b> Pts: 18, twice MR vs. Old Dominion, 12/30/10 Reb: 8, vs. Northwestern St., 12/2/11 Ast: 5, twice</p>
		<b>Pts</b>	<b>Reb</b>	<b>Ast</b>	<b>Stl</b>	<b>Blk</b>		
		7.1	3.3	1.7	1.0	0.1		


<b>1</b>		<b>Phil Pressey</b> G • 5-10 • 175 • So.					<p><b>Last Game:</b> 19 points, 4 rebounds, 3 assists vs. Baylor, 2/11/12</p> <p><b>Note:</b> Named Cousy Award Finalist, honoring nation's top point guard.</p>	<p><b>Career High:</b> Pts: 22 vs. Mercer, 11/14/11 Reb: 7 vs. TAMU, 1/16/12 Ast: 12, twice, MR vs. Texas Tech, 1/28/12</p>
		<b>Pts</b>	<b>Reb</b>	<b>Ast</b>	<b>Stl</b>	<b>Blk</b>		
		9.7	3.4	5.8	2.3	0.0		


## Top Reserves Off The Bench

<b>11</b>		<b>Michael Dixon</b> G • 6-1 • 185 • Jr.					<p><b>Last Game:</b> 16 points, 6 assists, 1 rebounds vs. Baylor, 2/11/12</p> <p><b>Note:</b> Leads all Big 12 sixth-men with 12.4 ppg this season</p>	<p><b>Career High:</b> Pts: 30 vs. William &amp; Mary, 12/18/11 Reb: 8 vs. Iowa State, 1/22/11 Ast: 9 vs. North Alabama, 1/5/11</p>
		<b>Pts</b>	<b>Reb</b>	<b>Ast</b>	<b>Stl</b>	<b>Blk</b>		
		12.4	2.0	3.0	1.3	0.1		

<b>25</b>		<b>Jarrett Sutton</b> G • 6-4 • 196 • Gr.					<p><b>Last Game:</b> 0 points, 0 rebounds vs. Texas A&amp;M, 1/16/12</p> <p><b>Note:</b> Graduated from Mizzou in the Spring of 2011.</p>	<p><b>Career High:</b> Pts: 6, three times Reb: 3 vs. Central Arkansas 12/18/10 Ast: 1 vs. Oklahoma 2/12/11</p>
		<b>Pts</b>	<b>Reb</b>	<b>Ast</b>	<b>Stl</b>	<b>Blk</b>		
		0.5	0.5	0.0	0.0	0.0		

<b>32</b>		<b>Steve Moore</b> C • 6-9 • 267 • Sr.					<p><b>Last Game:</b> 3 points, 2 rebounds, 1 block vs. Baylor, 2/11/12</p> <p><b>Note:</b> Ranked 7th all-time at Mizzou with 97 blocks</p>	<p><b>Career High:</b> Pts: 10, twice, MR at Iowa State, 1/11/12 Reb: 9 at Iowa State, 1/11/12 Blk: 5, vs. Kansas St., 2/27/10</p>
		<b>Pts</b>	<b>Reb</b>	<b>Ast</b>	<b>Stl</b>	<b>Blk</b>		
		3.2	2.8	0.6	0.7	1.3		

<b>35</b>		<b>Andrew Jones</b> F • 6-5 • 255 • Sr.					<p><b>Last Game:</b> 0 points, 0 rebounds vs. Texas A&amp;M, 1/16/12</p> <p><b>Note:</b> Tight end from football team who joined team in late November.</p>	<p><b>Career High:</b> Pts: - 2 vs. William &amp; Mary, 12/18/11 Reb: - 2 vs. Oklahoma, 1/3/12 Ast: -</p>
		<b>Pts</b>	<b>Reb</b>	<b>Ast</b>	<b>Stl</b>	<b>Blk</b>		
		0.5	0.3	0.0	0.0	0.0		

<b>44</b>		<b>Andy Rosburg</b> F • 6-8 • 220 • Jr.					<p><b>Last Game:</b> 0 points, 0 rebounds vs. Texas A&amp;M, 1/16/12</p> <p><b>Note:</b> Brother, Ryan, will join the team next year</p>	<p><b>Career High:</b> Pts: - 2, twice Reb: 2 vs. Niagara, 11/17/11 Ast: -</p>
		<b>Pts</b>	<b>Reb</b>	<b>Ast</b>	<b>Stl</b>	<b>Blk</b>		
		0.4	0.5	0.0	0.0	0.0		