




RED HAWKS



2009 SEASON IN REVIEW

2009 SEASON RECAP: Head Coach Kelly Schoenly's third year in charge of the RedHawks was one of the most historic in Miami softball history. She led the team to a 33-24 record overall and 13-9 in the Mid-American Conference. The RedHawks finished second in the MAC East Division and entered the MAC Tournament as the fourth seed. At that point, Miami took control and went a perfect 4-0 at the event for its second MAC Championship in school history. The history making continued in the NCAA Regional in Ann Arbor, Mich., where the RedHawks earned their first-ever NCAA victory, a 5-4 win over Cleveland State. The record breaking 2009 season came to an end in the next game when Miami fell in a competitive contest, 5-3, to 25th-ranked Notre Dame.

MAC TOURNAMENT RECAP: A great 4-0 performance allowed Miami to capture the 2009 MAC Tournament Championship and the automatic bid to the NCAA Tournament. The week started with a 2-1 victory over Northern Illinois on May 6. Then came an intense 2-1 victory over top-seed Ball State on May 7. The Cardinals were able to get eight hits against starter **Jessica Simpson**. Each time the RedHawk defense buckled down and got out of the inning, including **Jenna McGivney** tagging out the potential tying run at home in the bottom of the fourth after Ball State had gotten runners at second and third with only one out.

Simpson took over the final two games, pitching two shutouts to help earn Miami the championship. The RedHawks won a rematch with Northern Illinois, 3-0, on May 8 and then defeated Western Michigan, 1-0, May 9 to take the title. Simpson allowed only three total hits in those two games combined and was named the tournament's Most Valuable Player. For the tournament she was 4-0 with a 0.50 ERA. Joining her on the MAC All-Tournament Team were **Sarah Billstrom** and **Kat Russette**. Russette was the leading hitter for Miami at the MAC Championship (.400), while Billstrom hit the game-winning home run against Western Michigan and had a career-high eight assists at shortstop in that game.


MAC HONORS... The Mid-American Conference announced its regular season softball awards on May 7. Junior



Sarah Billstrom



Jessica Simpson



Alexis Javier

shortstop **Sarah Billstrom** was named to the first team for the second consecutive year. Freshman pitcher **Jessica Simpson**, sophomore catcher **Jenna McGivney**, senior third baseman **Alexis Javier** and freshman outfielder **Jordan McElroy** were named to the second team. Simpson and McElroy also were named to the MAC All-Freshman Team.

During the regular season, Simpson was honored twice as MAC East Division Pitcher of the Week on Feb. 24 and April 14, while junior outfielder **Alicia Hogle** was named MAC East Division Player of the Week May 5.

SIMPSON'S AMAZING FRESHMAN YEAR... Few freshmen made an impact at Miami like **Jessica Simpson** (North Canton, Ohio) did in 2009. The MAC Tournament MVP finished with a 24-12 record and a 2.17 ERA on the season. That includes a 9-5 record and 2.09 ERA during conference play, which earned her Second-Team All-MAC honors. Simpson's freshman year ranks among the top five in several single-season Miami categories. Her 24 wins are the second-most all-time and marks only the third time a RedHawk pitcher has won 20 or more games in a year. She also ranks fourth in winning percentage (.666), third in appearances (44), first in games started (33), tied for second in complete games (24), third in innings pitched (225.2), second in shutouts (10) and third in strikeouts (189).

Nationally, Simpson ranked 19th in shutouts, 78th in strikeouts and 32nd in victories.

REGULAR SEASON QUICK FACTS: The 33 wins in 2009 were the fourth most in school history, behind the 1990 (36), 1991 (34) and 2005 (34) seasons ... it was the seventh consecutive season Miami has won 20 or more games ... the RedHawks best stretch of the year came from Apr. 10-18 when they won eight of nine games ... that included sweeping two consecutive MAC weekends, against Toledo and Bowling Green (Apr. 10-12) and against Western Michigan and Northern Illinois (Apr. 17-18) ... also in that stretch was a split of a weekday doubleheader against Marshall ... as a team, the RedHawks had 401 hits and scored 214 runs, just short of the records of 435 hits (set in 2007) and 235 runs (set in 1991).

2009 MAC Tournament Champions and NCAA Participant!

The Miami RedHawks won the 2009 MAC Tournament, going a perfect 4-0 and finishing it off with a 1-0 victory over Western Michigan in the championship game. Jessica Simpson was named the Tournament MVP, and she was joined on the All-Tournament Team by Kathryn Russette and Sarah Billstrom. The team continued onto the NCAA Regional in Ann Arbor, Mich., where it earned its first NCAA win in school history, a 5-4 victory over Cleveland State. This page takes a look back at Miami's remarkable run.

2009 MAC Tournament (Akron, Ohio)

| Date | Opponent | Result |
|-------------|-------------------|--------|
| May 6, 2009 | Northern Illinois | W, 2-1 |
| May 7, 2009 | Ball State | W, 2-1 |
| May 8, 2009 | Northern Illinois | W, 3-0 |
| May 9, 2009 | Western Michigan | W, 1-0 |

2009 NCAA Tournament (Ann Arbor, Mich.)

| Date | Opponent | Result |
|--------------|-----------------|---------|
| May 15, 2009 | #7 Michigan | L, 11-3 |
| May 16, 2009 | Cleveland State | W, 5-4 |
| May 16, 2009 | #25 Notre Dame | L, 5-3 |



Freshman pitcher Jessica Simpson prepares to send the pitch to the WMU batter.



The team greets junior Sarah Billstrom after she hit a fifth-inning home run in the championship game against WMU.




The RedHawks celebrate at the mound moments after clinching the 2009 MAC Tournament title.



Finally earning a championship is very meaningful to the team's emotional leader, senior Alexis Javier.



Simpson receives the Tournament MVP trophy from MAC Assistant Commissioner Jeff Bacon.



The team poses for a group photo with the trophy.



Junior Meredith Linch takes her practice throws the day before the NCAA Tournament, while junior Shalise Lugo and sophomore Katie Osburn await their turns.



Sophomore Kathryn Russette at bat against Notre Dame.



Miami celebrates Meghan Mawn's two-run home run against seventh-ranked Michigan.



2009 OVERALL/MAC STATISTICS

2009 SEASON-IN-REVIEW

2009 OVERALL STATISTICS

| Player | AVG | GP | GS | AB | R | H | 2B | 3B | HR | RBI | TB | SLG%BB | HBP | SO | GDP | OB%SF | SH | SB | ATT | PO | A | E | FLD% | | |
|------------------|-------------|-----------|-----------|-------------|------------|------------|-----------|-----------|-----------|------------|------------|-------------|------------|-----------|------------|----------|-------------|-----------|-----------|-----------|-----------|-------------|------------|-----------|-------------|
| MCELROY | .333 | 57 | 57 | 174 | 30 | 58 | 7 | 0 | 0 | 10 | 65 | .374 | 20 | 6 | 21 | 0 | .420 | 0 | 6 | 6 | 8 | 56 | 4 | 3 | .952 |
| BILLSTROM | .331 | 57 | 54 | 166 | 32 | 55 | 12 | 4 | 7 | 31 | 96 | .578 | 16 | 0 | 36 | 0 | .386 | 2 | 2 | 2 | 5 | 124 | 90 | 20 | .915 |
| HOGL | .329 | 31 | 31 | 85 | 16 | 28 | 3 | 0 | 4 | 17 | 43 | .506 | 14 | 0 | 25 | 0 | .416 | 2 | 0 | 1 | 1 | 27 | 2 | 1 | .967 |
| MAWN | .293 | 55 | 54 | 164 | 21 | 48 | 9 | 0 | 2 | 24 | 63 | .384 | 7 | 2 | 13 | 1 | .329 | 0 | 7 | 3 | 4 | 92 | 61 | 8 | .950 |
| RUSSETTE | .291 | 56 | 39 | 110 | 12 | 32 | 2 | 0 | 0 | 13 | 34 | .309 | 7 | 1 | 23 | 0 | .339 | 0 | 2 | 0 | 0 | 41 | 5 | 4 | .920 |
| ODOM | .281 | 50 | 41 | 121 | 16 | 34 | 5 | 1 | 1 | 17 | 44 | .364 | 14 | 1 | 24 | 1 | .360 | 0 | 4 | 6 | 9 | 0 | 0 | 0 | .000 |
| MCGIVNEY | .274 | 57 | 57 | 168 | 12 | 46 | 14 | 0 | 4 | 29 | 72 | .429 | 14 | 0 | 27 | 2 | .324 | 3 | 6 | 0 | 0 | 323 | 39 | 3 | .992 |
| CABANA | .253 | 41 | 31 | 79 | 4 | 20 | 3 | 0 | 0 | 10 | 23 | .291 | 2 | 1 | 18 | 0 | .274 | 2 | 0 | 0 | 0 | 184 | 12 | 3 | .985 |
| GARTLAND | .242 | 53 | 35 | 99 | 16 | 24 | 2 | 1 | 0 | 6 | 28 | .283 | 8 | 2 | 16 | 0 | .312 | 0 | 11 | 6 | 9 | 26 | 0 | 0 | 1.000 |
| JAVIER | .225 | 54 | 49 | 111 | 14 | 25 | 5 | 0 | 0 | 13 | 30 | .270 | 14 | 0 | 16 | 0 | .307 | 2 | 5 | 1 | 1 | 55 | 79 | 5 | .964 |
| OSBURN | .200 | 20 | 9 | 35 | 3 | 7 | 3 | 0 | 0 | 1 | 10 | .286 | 1 | 0 | 10 | 0 | .222 | 0 | 2 | 1 | 1 | 4 | 7 | 0 | 1.000 |
| TORRES | .180 | 50 | 33 | 89 | 22 | 16 | 2 | 0 | 0 | 10 | 18 | .202 | 10 | 4 | 15 | 0 | .291 | 0 | 4 | 5 | 7 | 59 | 57 | 12 | .906 |
| BURKE | .159 | 26 | 18 | 44 | 1 | 7 | 0 | 0 | 0 | 1 | 7 | .159 | 1 | 0 | 15 | 0 | .174 | 1 | 1 | 0 | 0 | 75 | 3 | 1 | .987 |
| RANDALL | .100 | 42 | 5 | 10 | 15 | 1 | 0 | 0 | 0 | 1 | 1 | .100 | 2 | 1 | 2 | 0 | .308 | 0 | 1 | 1 | 2 | 37 | 4 | 1 | .976 |
| DREES | .000 | 4 | 0 | 3 | 0 | 0 | 0 | 0 | 0 | 0 | 0 | .000 | 0 | 0 | 2 | 0 | .000 | 0 | 0 | 0 | 0 | 0 | 0 | 0 | .000 |
| Totals | .275 | 57 | 57 | 1458 | 214 | 401 | 67 | 6 | 18 | 183 | 534 | .366 | 130 | 18 | 263 | 4 | .339 | 12 | 51 | 32 | 47 | 1114 | 462 | 64 | .961 |
| Opponents | .265 | 57 | 57 | 1454 | 198 | 385 | 68 | 11 | 28 | 173 | 559 | .384 | 113 | 31 | 294 | 4 | .331 | 1 | 46 | 32 | 54 | 1109 | 484 | 72 | .957 |

LOB - Team (347), Opp (333). DPs turned - Team (13), Opp (18). CI - Team (0), Opp (1). IBB - Team (1), MCELROY 1, Opp (2).

| Player | ERA | W | L | APP | GS | CG | SHO | CBO | SV | IP | H | R | ER | BB | SO | 2B | 3B | HR | AB | B/Avg | WP | HBP | BK | SFA | SHA |
|------------------|-------------|-----------|-----------|-----------|-----------|-----------|-----------|----------|----------|--------------|------------|------------|------------|------------|------------|-----------|-----------|-----------|-------------|-------------|-----------|-----------|----------|-----------|-----------|
| SIMPSON | 2.17 | 24 | 12 | 44 | 33 | 24 | 10 | 0 | 2 | 225.2 | 195 | 91 | 70 | 58 | 189 | 30 | 7 | 12 | 840 | .232 | 4 | 17 | 0 | 1 | 30 |
| LINCH | 3.15 | 9 | 10 | 29 | 22 | 7 | 3 | 0 | 1 | 115.2 | 129 | 65 | 52 | 36 | 90 | 24 | 3 | 14 | 468 | .276 | 4 | 8 | 1 | 0 | 12 |
| OSBURN | 5.73 | 0 | 0 | 9 | 0 | 0 | 0 | 0 | 0 | 18.1 | 37 | 24 | 15 | 8 | 9 | 10 | 0 | 2 | 89 | .416 | 0 | 4 | 0 | 0 | 1 |
| LUGO | 7.20 | 0 | 2 | 7 | 2 | 0 | 0 | 0 | 0 | 11.2 | 24 | 18 | 12 | 11 | 6 | 4 | 1 | 0 | 57 | .421 | 3 | 2 | 1 | 0 | 3 |
| Totals | 2.81 | 33 | 24 | 57 | 57 | 31 | 13 | 0 | 3 | 371.1 | 385 | 198 | 149 | 113 | 294 | 68 | 11 | 28 | 1454 | .265 | 11 | 31 | 2 | 1 | 46 |
| Opponents | 2.84 | 24 | 33 | 57 | 57 | 31 | 5 | 2 | 5 | 369.2 | 401 | 214 | 150 | 130 | 263 | 67 | 6 | 18 | 1458 | .275 | 15 | 18 | 5 | 12 | 51 |

PB - Team (8), MCGIVNEY 8, Opp (7). Pickoffs - Team (6), MCGIVNEY 6. SBA/ATT - MCGIVNEY (32-54), SIMPSON (17-33), LINCH (9-12), OSBURN (5-8), LUGO (1-1).

* Returning RedHawks in BOLD

2009 MID-AMERICAN CONFERENCE STATISTICS

| Player | AVG | GP | GS | AB | R | H | 2B | 3B | HR | RBI | TB | SLG%BB | HBP | SO | GDP | OB%SF | SH | SB | ATT | PO | A | E | FLD% | | |
|------------------|-------------|-----------|-----------|------------|-----------|------------|-----------|----------|----------|-----------|------------|-------------|-----------|-----------|------------|----------|-------------|----------|-----------|-----------|-----------|------------|------------|-----------|-------------|
| BILLSTROM | .377 | 22 | 22 | 69 | 17 | 26 | 8 | 2 | 2 | 15 | 44 | .638 | 8 | 0 | 16 | 0 | .436 | 1 | 0 | 1 | 3 | 44 | 39 | 6 | .933 |
| RUSSETTE | .344 | 22 | 11 | 32 | 6 | 11 | 1 | 0 | 0 | 5 | 12 | .375 | 4 | 0 | 4 | 0 | .417 | 0 | 1 | 0 | 0 | 8 | 4 | 0 | 1.000 |
| MCELROY | .324 | 22 | 22 | 71 | 9 | 23 | 5 | 0 | 0 | 5 | 28 | .394 | 7 | 3 | 7 | 0 | .407 | 0 | 3 | 3 | 3 | 20 | 2 | 1 | .957 |
| HOGL | .310 | 21 | 21 | 58 | 10 | 18 | 3 | 0 | 2 | 10 | 27 | .466 | 10 | 0 | 19 | 0 | .400 | 2 | 0 | 1 | 1 | 18 | 2 | 0 | 1.000 |
| JAVIER | .308 | 22 | 21 | 52 | 6 | 16 | 3 | 0 | 0 | 7 | 19 | .365 | 5 | 0 | 6 | 0 | .356 | 2 | 2 | 1 | 1 | 19 | 37 | 3 | .949 |
| ODOM | .280 | 21 | 16 | 50 | 7 | 14 | 4 | 0 | 0 | 7 | 18 | .360 | 6 | 0 | 9 | 1 | .357 | 0 | 1 | 4 | 5 | 0 | 0 | 0 | .000 |
| MAWN | .277 | 21 | 21 | 65 | 10 | 18 | 5 | 0 | 0 | 10 | 23 | .354 | 4 | 1 | 4 | 0 | .329 | 0 | 2 | 1 | 1 | 41 | 18 | 3 | .952 |
| MCGIVNEY | .275 | 22 | 22 | 69 | 5 | 19 | 8 | 0 | 2 | 14 | 33 | .478 | 6 | 0 | 7 | 1 | .329 | 1 | 3 | 0 | 0 | 137 | 23 | 1 | .994 |
| CABANA | .257 | 15 | 14 | 35 | 3 | 9 | 2 | 0 | 0 | 5 | 11 | .314 | 0 | 1 | 3 | 0 | .263 | 2 | 0 | 0 | 0 | 86 | 7 | 2 | .979 |
| GARTLAND | .159 | 19 | 14 | 44 | 5 | 7 | 1 | 1 | 0 | 4 | 10 | .227 | 4 | 1 | 9 | 0 | .245 | 0 | 2 | 3 | 4 | 7 | 0 | 0 | 1.000 |
| TORRES | .143 | 19 | 9 | 28 | 10 | 4 | 1 | 0 | 0 | 3 | 5 | .179 | 3 | 2 | 3 | 0 | .273 | 0 | 1 | 4 | 5 | 23 | 16 | 5 | .886 |
| RANDALL | .143 | 17 | 3 | 7 | 9 | 1 | 0 | 0 | 0 | 1 | 1 | .143 | 1 | 0 | 0 | 0 | .250 | 1 | 1 | 1 | 1 | 19 | 2 | 1 | .955 |
| BURKE | .000 | 6 | 2 | 5 | 0 | 0 | 0 | 0 | 0 | 0 | 0 | .000 | 0 | 0 | 3 | 0 | .000 | 0 | 0 | 0 | 0 | 8 | 1 | 0 | 1.000 |
| OSBURN | .000 | 3 | 0 | 2 | 1 | 0 | 0 | 0 | 0 | 0 | 0 | .000 | 0 | 0 | 0 | 0 | .000 | 0 | 0 | 0 | 0 | 0 | 0 | 0 | .000 |
| DREES | .000 | 1 | 0 | 0 | 0 | 0 | 0 | 0 | 0 | 0 | 0 | .000 | 0 | 0 | 0 | 0 | .000 | 0 | 0 | 0 | 0 | 0 | 0 | 0 | .000 |
| Totals | .283 | 22 | 22 | 587 | 98 | 166 | 41 | 3 | 6 | 86 | 231 | .394 | 58 | 8 | 90 | 2 | .351 | 8 | 16 | 19 | 24 | 434 | 190 | 23 | .964 |
| Opponents | .247 | 22 | 22 | 538 | 61 | 133 | 19 | 4 | 9 | 51 | 187 | .348 | 46 | 11 | 125 | 1 | .319 | 1 | 20 | 9 | 22 | 437 | 188 | 29 | .956 |

LOB - Team (142), Opp (121). DPs turned - Team (6), Opp (5). IBB - Team (0), Opp (2).

| Player | ERA | W | L | APP | GS | CG | SHO | CBO | SV | IP | H | R | ER | BB | SO | 2B | 3B | HR | AB | B/Avg | WP | HBP | BK | SFA | SHA |
|------------------|-------------|-----------|-----------|-----------|-----------|-----------|----------|----------|----------|--------------|------------|-----------|-----------|-----------|------------|-----------|----------|----------|------------|-------------|----------|-----------|----------|----------|-----------|
| SIMPSON | 2.09 | 9 | 5 | 18 | 13 | 8 | 3 | 0 | 1 | 90.1 | 76 | 38 | 27 | 23 | 81 | 13 | 2 | 3 | 325 | .234 | 1 | 5 | 0 | 1 | 14 |
| LINCH | 2.57 | 4 | 4 | 12 | 9 | 4 | 2 | 0 | 1 | 51.2 | 51 | 20 | 19 | 21 | 42 | 6 | 1 | 6 | 200 | .255 | 2 | 4 | 0 | 0 | 6 |
| OSBURN | 3.50 | 0 | 0 | 2 | 0 | 0 | 0 | 0 | 0 | 2.0 | 4 | 1 | 1 | 0 | 2 | 0 | 0 | 0 | 10 | .400 | 0 | 2 | 0 | 0 | 0 |
| LUGO | 21.000 | 0 | 1 | 0 | 0 | 0 | 0 | 0 | 0 | 0.2 | 2 | 2 | 2 | 2 | 0 | 0 | 1 | 0 | 3 | .667 | 0 | 0 | 0 | 0 | 0 |
| Totals | 2.37 | 13 | 9 | 22 | 22 | 12 | 5 | 0 | 2 | 144.2 | 133 | 61 | 49 | 46 | 125 | 19 | 4 | 9 | 538 | .247 | 3 | 11 | 0 | 1 | 20 |
| Opponents | 3.41 | 9 | 13 | 22 | 22 | 11 | 0 | 0 | 3 | 145.2 | 166 | 98 | 71 | 58 | 90 | 41 | 3 | 6 | 587 | .283 | 6 | 8 | 0 | 8 | 16 |

PB - Team (4), MCGIVNEY 4, Opp (1). Pickoffs - Team (3), MCGIVNEY 3. SBA/ATT - MCGIVNEY (9-22), SIMPSON (5-16), LINCH (4-6).



Overall 33-24 • Conference 13-9 • Home 6-5 • Road 12-12 • Neutral 15-7

| Game date | Opposing team | Score | r-h-e | r-h-e | Inns | Overall | Conference | Pitcher of record | Attend | Time |
|---------------|----------------------|-------|---------|---------|------|---------|------------|-------------------|--------|------|
| Feb 13, 2009 | vs Purdue | 0-2L | 0-3-1 | 2-7-0 | 7 | 0-1-0 | 0-0-0 | SIMPSON (L 0-1) | 0 | 1:25 |
| Feb 13, 2009 | vs Appalachian State | W4-3 | 4-9-1 | 3-6-4 | 7 | 1-1-0 | 0-0-0 | LINCH (W 1-0) | 0 | 1:53 |
| Feb 14, 2009 | vs Mississippi State | 0-3L | 0-8-3 | 3-4-0 | 7 | 1-2-0 | 0-0-0 | SIMPSON (L 0-1) | 0 | 1:36 |
| Feb 14, 2009 | at Florida State | 2-10L | 2-9-3 | 10-8-1 | 5 | 1-3-0 | 0-0-0 | LUGO (L 0-1) | 435 | 1:47 |
| Feb 20, 2009 | vs Buffalo | W9-0 | 9-8-0 | 0-2-3 | 5 | 2-3-0 | 0-0-0 | LINCH (W 2-0) | 103 | 1:34 |
| Feb 20, 2009 | vs Kennesaw State | 4-5L | 4-10-3 | 5-6-2 | 7 | 2-4-0 | 0-0-0 | SIMPSON (L 0-3) | 0 | 2:08 |
| Feb 21, 2009 | vs Drexel | W11-0 | 11-12-2 | 0-4-0 | 5 | 3-4-0 | 0-0-0 | SIMPSON (W 1-3) | 0 | 1:45 |
| Feb 21, 2009 | vs Iowa | 0-5L | 0-1-1 | 5-10-0 | 7 | 3-5-0 | 0-0-0 | LINCH (L) | 0 | 1:43 |
| Feb 22, 2009 | vs Memphis | W2-1 | 2-6-0 | 1-6-5 | 7 | 4-5-0 | 0-0-0 | SIMPSON (W 2-2) | 207 | 1:44 |
| Feb 27, 2009 | at Louisville | 1-9L | 1-2-2 | 9-13-0 | 5 | 4-6-0 | 0-0-0 | SIMPSON (L 2-4) | 220 | 1:49 |
| Feb 28, 2009 | vs IUPUI | W7-3 | 7-10-2 | 3-7-3 | 7 | 5-6-0 | 0-0-0 | SIMPSON (W 3-4) | 115 | 2:08 |
| Mar 01, 2009 | vs Western Illinois | W4-0 | 4-5-1 | 0-5-2 | 7 | 6-6-0 | 0-0-0 | SIMPSON (W 4-4) | 79 | 1:34 |
| Mar 8, 2009 | at San Diego | W1-0 | 1-7-1 | 0-4-1 | (9) | 7-6-0 | 0-0-0 | SIMPSON (W 5-4) | 113 | 1:56 |
| Mar 8, 2009 | at San Diego | W4-3 | 4-10-0 | 3-4-1 | (8) | 8-6-0 | 0-0-0 | SIMPSON (W 6-4) | 97 | 2:20 |
| Mar 10, 2009 | vs SouthDakota | W4-0 | 4-12-0 | 0-3-1 | 7 | 9-6-0 | 0-0-0 | SIMPSON (W 6-4) | 20 | 1:30 |
| Mar 10, 2009 | vs SouthDakota | W4-1 | 4-6-0 | 1-6-1 | 7 | 10-6-0 | 0-0-0 | LINCH (W) | 20 | 1:35 |
| Mar 12, 2009 | at San Diego State | 0-9L | 0-1-0 | 9-10-0 | 5 | 10-7-0 | 0-0-0 | SIMPSON (L 7-5) | 125 | 1:42 |
| Mar 13, 2009 | vs Northern Colorado | W6-1 | 6-8-1 | 1-6-3 | 7 | 11-7-0 | 0-0-0 | LINCH (W) | 92 | 1:41 |
| Mar 13, 2009 | vs Quinnipiac | W3-0 | 3-7-0 | 0-4-0 | 7 | 12-7-0 | 0-0-0 | SIMPSON (W) | 76 | 1:38 |
| Mar 14, 2009 | vs New Mexico St. | 0-11L | 0-4-4 | 11-14-1 | 6 | 12-8-0 | 0-0-0 | LUGO (L 0-1) | 0 | 2:06 |
| Mar 14, 2009 | vs Northridge | 1-5L | 1-5-0 | 5-11-0 | 7 | 12-9-0 | 0-0-0 | LINCH (L 4-2) | 172 | 1:30 |
| Mar 17, 2009 | KENTUCKY | 1-10L | 1-5-4 | 10-10-1 | 6 | 12-10-0 | 0-0-0 | LINCH (L 4-3) | 90 | 1:53 |
| Mar 17, 2009 | KENTUCKY | 3-6L | 3-6-1 | 6-9-2 | 7 | 12-11-0 | 0-0-0 | SIMPSON (L 8-6) | 151 | 2:08 |
| Mar 19, 2009 | at Wright State | W6-1 | 6-8-0 | 1-8-3 | 7 | 13-11-0 | 0-0-0 | SIMPSON (W 9-6) | 0 | 1:57 |
| Mar 19, 2009 | at Wright State | 4-9L | 4-9-2 | 9-12-0 | 7 | 13-12-0 | 0-0-0 | LINCH (L 4-4) | 64 | 1:53 |
| *Mar 27, 2009 | at Eastern Michigan | 1-4L | 1-7-2 | 4-4-0 | 7 | 13-13-0 | 0-1-0 | SIMPSON (L 9-7) | 190 | 2:00 |
| *Mar 27, 2009 | at Eastern Michigan | W4-1 | 4-10-0 | 1-5-1 | 7 | 14-13-0 | 1-1-0 | LINCH (W 5-4) | 190 | 1:42 |
| *Mar 28, 2009 | at Central Michigan | W2-0 | 2-8-1 | 0-1-1 | 7 | 15-13-0 | 2-1-0 | SIMPSON (W 10-7) | 0 | 2:03 |
| *Mar 28, 2009 | at Central Michigan | W8-1 | 8-9-1 | 1-7-2 | 7 | 16-13-0 | 3-1-0 | SIMPSON (W 11-7) | 100 | 2:45 |
| *Apr 03, 2009 | KENT STATE | 4-5L | 4-10-4 | 5-7-1 | 7 | 16-14-0 | 3-2-0 | SIMPSON (L 11-8) | 127 | 2:02 |
| *Apr 03, 2009 | KENT STATE | 5-9L | 5-5-2 | 9-13-2 | 7 | 16-15-0 | 3-3-0 | LINCH (L 5-5) | 127 | 2:08 |
| *Apr 04, 2009 | BUFFALO | W10-2 | 10-7-0 | 2-3-4 | 5 | 17-15-0 | 4-3-0 | SIMPSON (W 12-8) | 231 | 1:45 |
| *Apr 04, 2009 | BUFFALO | 1-2L | 1-7-1 | 2-6-0 | 7 | 17-16-0 | 4-4-0 | SIMPSON (L 12-9) | 237 | 1:56 |
| *Apr 10, 2009 | at Toledo | W5-0 | 5-6-0 | 0-2-1 | 7 | 18-16-0 | 5-4-0 | SIMPSON (W 13-9) | 83 | 1:41 |
| *Apr 10, 2009 | at Toledo | W9-0 | 9-8-0 | 0-2-1 | 5 | 19-16-0 | 6-4-0 | LINCH (W 6-5) | 83 | 1:23 |
| *Apr 11, 2009 | at Bowling Green | W1-0 | 1-2-0 | 0-5-3 | 7 | 20-16-0 | 7-4-0 | SIMPSON (W 14-9) | 151 | 1:36 |
| *Apr 12, 2009 | at Bowling Green | W7-1 | 7-11-2 | 1-4-6 | 7 | 21-16-0 | 8-4-0 | SIMPSON (W 15-9) | 85 | 2:01 |
| Apr 14, 2009 | at Marshall | W8-6 | 8-5-1 | 6-9-2 | 7 | 22-16-0 | 8-4-0 | SIMPSON (W 16-9) | 30 | 2:29 |
| Apr 14, 2009 | at Marshall | 1-10L | 1-3-1 | 10-12-0 | 5 | 22-17-0 | 8-4-0 | LINCH (L 6-6) | 77 | 2:25 |
| *Apr 17, 2009 | WESTERN MICHIGAN | W2-1 | 2-7-0 | 1-5-0 | 7 | 23-17-0 | 9-4-0 | SIMPSON (W 17-9) | 203 | 1:35 |
| *Apr 17, 2009 | WESTERN MICHIGAN | W4-2 | 4-6-1 | 2-6-0 | 7 | 24-17-0 | 10-4-0 | LINCH (W 7-6) | 203 | 1:57 |
| *Apr 18, 2009 | NORTHERN ILLINOIS | W4-3 | 4-7-0 | 3-7-1 | 7 | 25-17-0 | 11-4-0 | SIMPSON (W 18-9) | 233 | 1:53 |
| *Apr 18, 2009 | NORTHERN ILLINOIS | W7-0 | 7-13-2 | 0-6-2 | 7 | 26-17-0 | 12-4-0 | LINCH (W 8-6) | 122 | 1:57 |
| *Apr 24, 2009 | at Ohio | 2-8L | 2-6-0 | 8-11-1 | 7 | 26-18-0 | 12-5-0 | SIMPSON (L 18-10) | 0 | 1:53 |
| *Apr 24, 2009 | at Ohio | 3-4L | 3-6-1 | 4-10-0 | 7 | 26-19-0 | 12-6-0 | LINCH (L 8-7) | 123 | 1:58 |
| *Apr 25, 2009 | at Akron | W6-1 | 6-10-2 | 1-4-1 | 7 | 27-19-0 | 13-6-0 | SIMPSON (W 19-10) | 425 | 1:58 |
| *Apr 26, 2009 | at Akron | 5-6L | 5-9-1 | 6-9-0 | 7 | 27-20-0 | 13-7-0 | SIMPSON (L 19-11) | 275 | 1:32 |
| Apr 28, 2009 | EASTERN KENTUCKY | W7-2 | 7-8-1 | 2-6-2 | 7 | 28-20-0 | 13-7-0 | LINCH (W 9-7) | 127 | 1:50 |
| *May 02, 2009 | at Ball State | 5-6L | 5-6-3 | 6-8-1 | 7 | 28-21-0 | 13-8-0 | LINCH (L 9-8) | 0 | 2:15 |
| *May 03, 2009 | at Ball State | 3-5L | 3-6-0 | 5-8-1 | 7 | 28-22-0 | 13-9-0 | LINCH (L 9-9) | 100 | 1:50 |
| May 06, 2009 | vs Northern Illinois | W2-1 | 2-6-0 | 1-4-0 | 7 | 29-22-0 | 13-9-0 | SIMPSON (W 20-11) | 123 | 2:06 |
| May 07, 2009 | vs Ball State | W2-1 | 2-3-0 | 1-8-0 | 7 | 30-22-0 | 13-9-0 | SIMPSON (W 21-11) | 401 | 1:55 |
| May 08, 2009 | vs Northern Illinois | W3-0 | 3-6-0 | 0-1-1 | 7 | 31-22-0 | 13-9-0 | SIMPSON (W 22-11) | 479 | 1:50 |
| May 09, 2009 | vs Western Michigan | W1-0 | 1-6-0 | 0-2-0 | 7 | 32-22-0 | 13-9-0 | SIMPSON (W 23-11) | 419 | 1:40 |
| May 15, 2009 | at Michigan | 3-11L | 3-4-2 | 11-12-1 | 6 | 32-23-0 | 13-9-0 | SIMPSON (L 23-12) | 1579 | 1:41 |
| May 16, 2009 | vs Cleveland State | W5-4 | 5-12-1 | 4-8-1 | 7 | 33-23-0 | 13-9-0 | SIMPSON (W 24-12) | 1579 | 1:42 |
| May 16, 2009 | vs Notre Dame | 3-5L | 3-11-3 | 5-11-2 | 7 | 33-24-0 | 13-9-0 | LINCH (L 9-10) | 1578 | 2:02 |

* = Conference game
() extra inning game



2009 MAC STANDINGS AND AWARDS

2009 SEASON-IN-REVIEW

2009 MID-AMERICAN CONFERENCE STANDINGS

| EAST DIVISION | | | | | | | WEST DIVISION | | | | | | |
|---------------|-----------|----------|-------------|-----------|-----------|-------------|---------------|-----|----|------|---------|----|------|
| School | MAC | | | Overall | | | School | MAC | | | Overall | | |
| | W | L | Pct. | W | L | Pct. | | W | L | Pct. | W | L | Pct. |
| Kent State | 15 | 6 | .714 | 25 | 26 | .490 | Ball State | 18 | 3 | .857 | 29 | 24 | .547 |
| MIAMI | 13 | 9 | .591 | 33 | 24 | .579 | W. Michigan | 16 | 6 | .727 | 25 | 22 | .532 |
| Ohio | 12 | 10 | .545 | 22 | 25 | .468 | N. Illinois | 12 | 10 | .545 | 20 | 37 | .351 |
| Akron | 11 | 10 | .524 | 35 | 24 | .593 | E. Michigan | 8 | 14 | .364 | 22 | 30 | .423 |
| BGSU | 8 | 14 | .364 | 13 | 33 | .283 | Toledo | 6 | 16 | .273 | 8 | 38 | .174 |
| Buffalo | 7 | 15 | .318 | 25 | 27 | .480 | C. Michigan | 4 | 17 | .190 | 12 | 31 | .279 |

MAC SUPERLATIVES

Player of the Year

Alicia Barkley, Ball State

Pitcher of the Year

Elizabeth Milian, Ball State

Freshman of the Year

Meredith Whitney, Western Michigan

Coach of the Year

Craig Nicholson, Ball State

All-MAC First Team

Pitcher - Elizabeth Milian, Ball State

Pitcher - Meredith Whitney, WMU

Pitcher - Kylie Reynolds, Kent State

Catcher - Ashlee Hein, Kent State

First Base - Bailey Ouellette, NIU

Second Base - Emily Gooding, NIU

Shortstop - Alicia Barkley, Ball State

Shortstop - Sarah Billstrom, Miami

Shortstop - Alexis Zambrana, Ohio

Third Base - Melissa West, Bowling Green

Outfield - Lisa McLean, Akron

Outfield - Lisa Rozanski, Ball State

Outfield - Lexi Jager, WMU

Utility (Non-Pitcher) - Amanda Montalto, Ball State

Utility (Pitcher) - Hayley Wiemer, Bowling Green

All-MAC Second Team

Pitcher - Jessica Simpson, Miami

Pitcher - Morgan Bittner, Northern Illinois

Catcher - Jenna McGivney, Miami

First Base - Deanna Hartsough, Ohio

First Base - Brittney Reist, WMU

Second Base - Brooke Morgart, Ohio

Shortstop - Stacie Skodinski, EMU

Shortstop - Jessica Carmichael, Kent State

Third Base - Alexis Javier, Miami

Outfield - Alyssa Collins, Ball State

Outfield - Jenny Scherer, EMU

Outfield - Jordan McElroy, Miami

Outfield - Shalene Petrich, Ohio

Utility (Non-Pitcher) - Melissa Bonner, Ohio

Utility (Pitcher) - Heather Bauer, Akron

EAST DIVISION

PLAYERS OF THE WEEK

Feb. 10 - Lisa McLean, Akron

Feb. 17 - Amber Lowe, Akron

Feb. 24 - Erin Zilka, Buffalo

Mar. 3 - Shalene Petrich, Ohio

Mar. 10 - Julie Boyles, Akron

Mar. 17 - Hayley Weimer, BG

Mar. 24 - Amber Lowe, Akron*

Mar. 24 - Kristin Waldron, Buffalo*

Mar. 31 - Leah Archual, Kent State

Apr. 7 - Ashlee Hein, Kent State

Apr. 14 - Jess Carmichael, Kent State

Apr. 21 - Paige Kemezis, Ohio

Apr. 28 - Hayley Weimer, BG

May 5 - Alicia Hognl, Miami

PITCHERS OF THE WEEK

Feb. 10 - Amanda McBride, WMU

Feb. 17 - Christina Novak, CMU

Feb. 24 - Stacie Skodinski, EMU

Mar. 3 - Jenny Scherer, EMU

Mar. 10 - Brooke Gates, Toledo

Mar. 17 - McKenna Russ, EMU

Mar. 24 - Sarah Gerber, EMU

Mar. 31 - Bailey Ouellette, NIU

Apr. 7 - Lexi Jager, WMU

Apr. 14 - Lexi Jager, WMU

Apr. 21 - Amanda Montalto, Ball State

Apr. 28 - Brie Ford, Toledo

May 5 - Jenny Scherer, EMU

*- shared award

WEST DIVISION

PLAYERS OF THE WEEK

Feb. 10 - Kylie Reynolds, Kent State

Feb. 17 - Hayley Wiemer, BG

Feb. 24 - Jessica Simpson, Miami

Mar. 3 - Sharon Barr, Buffalo

Mar. 10 - Heather Bauer, Akron

Mar. 17 - Kylie Reynolds, Kent State

Mar. 24 - Sharon Barr, Buffalo

Mar. 31 - Kylie Reynolds, Kent State

Apr. 7 - Melissa Bonner, Ohio

Apr. 14 - Jessica Simpson, Miami

Apr. 21 - Kylie Reynolds, Kent State

Apr. 28 - Markie Pozzuto, Kent State

May 5 - Andrea Arney, Akron

PITCHERS OF THE WEEK

Feb. 10 - Meredith Whitney, WMU

Feb. 17 - None

Feb. 24 - Michelle Hletko, EMU

Mar. 3 - Meredith Whitney, WMU

Mar. 10 - Ali Pettit, CMU

Mar. 17 - Elizabeth Millian, Ball State

Mar. 24 - Jackie Caro, EMU

Mar. 31 - Morgan Bittner, NIU

Apr. 7 - Elizabeth Millian, Ball State

Apr. 14 - Elizabeth Millian, Ball State

Apr. 21 - Ali Pettit, CMU

Apr. 28 - Morgan Bittner, NIU

May 5 - Morgan Bittner, NIU

All-MAC Freshman Team

Andrea Arney, Akron

Morgan Bittner, NIU

Molly Coldren, CMU

Jordan McElroy, Miami

Amanda Montalto, Ball State

Jessica Simpson, Miami

Kaylee Tolliver, EMU

Melissa West, Bowling Green

Meredith Whitney, WMU

Alexis Zambrana, Ohio

MAC TOURNAMENT RESULTS

1 - **No. 4 Miami 2** - No. 5 NIU 1

2 - No. 1 Ball State 5 - No. 8 BG 0

3 - No. 2 Kent State 3 - No. 7 Akron 1

4 - No. 3 WMU 6 - No. 6 Ohio 1

5 - NIU 9 - BG 4

6 - **Miami 2** - Ball State 1

7 - WMU 3 - Kent State 2

8 - Akron 2 - Ohio 1

9 - NIU 4 - Kent State 3

10 - Akron 4 - Ball State 0

11 - **Miami 3** - NIU 0

12 - Akron 1 - WMU 0

14 - WMU 4 - Akron 2

15 - **Miami 1** - WMU 0

Champions - Miami