

# MIAMI UNIVERSITY ATHLETIC MEDIA RELATIONS

Mike Pearson, Director  
Angie Renninger, Assoc. Director  
Nate Jorgensen, Asst. Director  
John Berry, Asst. Director  
Nick Banaszak, Asst. Director

MU  .COM



230 Millett Hall • Oxford, OH 45056 • Phone: 513.529.7092  
Fax: 513.529.6729 • Email: Berryjm2@muohio.edu

## 2007-08 Results (20-10; 12-4 MAC)



### NOVEMBER

#### Nov. 9-17 — WNIT

9 at Notre Dame (WNIT)..... L, 50-98  
16 vs. RADFORD (WNIT)..... W, 74-67  
17 vs. IUPUI (WNIT) ..... W, 73-59  
21 WRIGHT STATE..... W, 63-54  
24 at IPFW ..... L, 74-79 (OT)  
28 at Murray State..... L, 72-81

### DECEMBER

1 CLEVELAND STATE ..... W, 89-71  
5 ROBERT MORRIS..... W, 82-74  
8 at Youngstown State..... W, 64-45  
16 ILLINOIS STATE ..... L, 69-82  
19 IUPUI ..... W, 77-56  
29 at Texas-San Antonio# ..... L, 89-90 (2OT)  
30 vs. Chattanooga#..... L, 63-88

### JANUARY

2 TEMPLE ..... W, 70-53  
9 BUFFALO \*..... L, 57-62  
12 at Kent State \* ..... W, 64-59  
16 AKRON \*..... W, 63-49  
19 at Ohio \* ..... L, 55-74  
22 at Bowling Green \* ..... W, 63-60  
26 NORTHERN ILLINOIS (DH) \* ..... L, 74-77  
29 at Eastern Michigan\* ..... W, 81-70

### FEBRUARY

2 at Central Michigan \* ..... W, 76-74  
9 WESTERN MICHIGAN (DH)\* ..... W, 73-61  
13 BALL STATE \*..... W, 69-58  
16 at Toledo \* ..... W, 76-60  
20 at Buffalo \* ..... W, 84-55  
23 BOWLING GREEN \* ..... L, 66-81  
27 KENT STATE \* ..... W, 76-59

### MARCH

1 at Akron \* ..... W, 89-79  
5 OHIO \* ..... W, 82-72 (OT)

#### March 9-15 — MAC Tournament

11 vs. W. Michigan/Akron ..... 12:30 p.m.

*Times are local to site and subject to change.*

Home games in **CAPS**

(DH) Denotes men's-women's doubleheader

# Denotes Wells Fargo/UTSA New Year's Classic; San Antonio, TX

\* Denotes Mid-American Conference game

## MIAMI UNIVERSITY, PLEASE

When referring to Miami, please use Miami University, Miami University (Ohio) or Miami (Ohio). Please do not use Miami of Ohio, University of Miami of Ohio, etc. The latter are not the proper names for our institution. Also, in 1997, the University began using its new nickname, the RedHawks. It is one word with a capital H.

## 2007-08 MIAMI BASKETBALL (20-10; 12-4 MAC)

# MIAMI WOMEN'S BASKETBALL

### MID-AMERICAN CONFERENCE TOURNAMENT — MARCH 9-15

When/Opponent: ...Tuesday, March 11 / W. Michigan(12-18; 9-7 MAC)/Akron (7-23; 2-14 MAC)

Where/Venue/Time: ..... Cleveland, OH / Quicken Loans Arena / 12:30 p.m.

TV: ..... None

Radio: ..... 1450 WMOH & MSNi

Live Stats: ..... www.MAC-sports.com

## 2007-08 MIAMI BASKETBALL ROSTER



No.	Name	Pos.	Ht.	Yr.	Hometown	PPG	RPG	APG
1	Amanda Jackson	G	5-9	R-Sr.	Springfield, Ohio	21.9	4.5	3.0
10	Jenna Schone	G	5-7	Jr.	Pickerington, Ohio	13.9	2.1	5.3
11	Ashley Hawkins	G	5-9	Jr.	Henderson, Ky.	5.5	2.3	2.5
22	Chanell Ridley	F	6-0	So.	Ft. Wayne, Ind.	0.6	1.3	0.4*
23	Courtney Reed	G	5-9	So.	Andrews, Ind.	8.1	3.1	1.2*
24	Briana Dunlap	G	5-8	Fr.	Country Club Hills, Ill.	4.2	1.0	0.5
30	Michele Weynandt	F	5-10	Fr.	Schiffange, Luxembourg	0.6	0.9	0.1
33	Laura Markwood	F	6-2	Sr.	Perrysburg, Ohio	9.1	10.6	1.9*
40	Stephanie Ford	C	6-3	Jr.	Indianapolis, Ind.	7.3	7.2	1.6^
41	Ashleigh Brown	G	5-11	So.	Delaware, Ohio	2.3	2.0	0.2^

\* Denotes steals per game

^ Denotes blocks per game

## STORYLINES



**1.) UP AHEAD:** Miami plays in the Mid-American Conference Tournament against the winner of the Western Michigan vs. Akron First Round matchup of the Kraft Mid-American Conference Tournament. The winner of that game will meet Miami in the tournament quarterfinals at 12:30 p.m. on Tuesday, March 11.

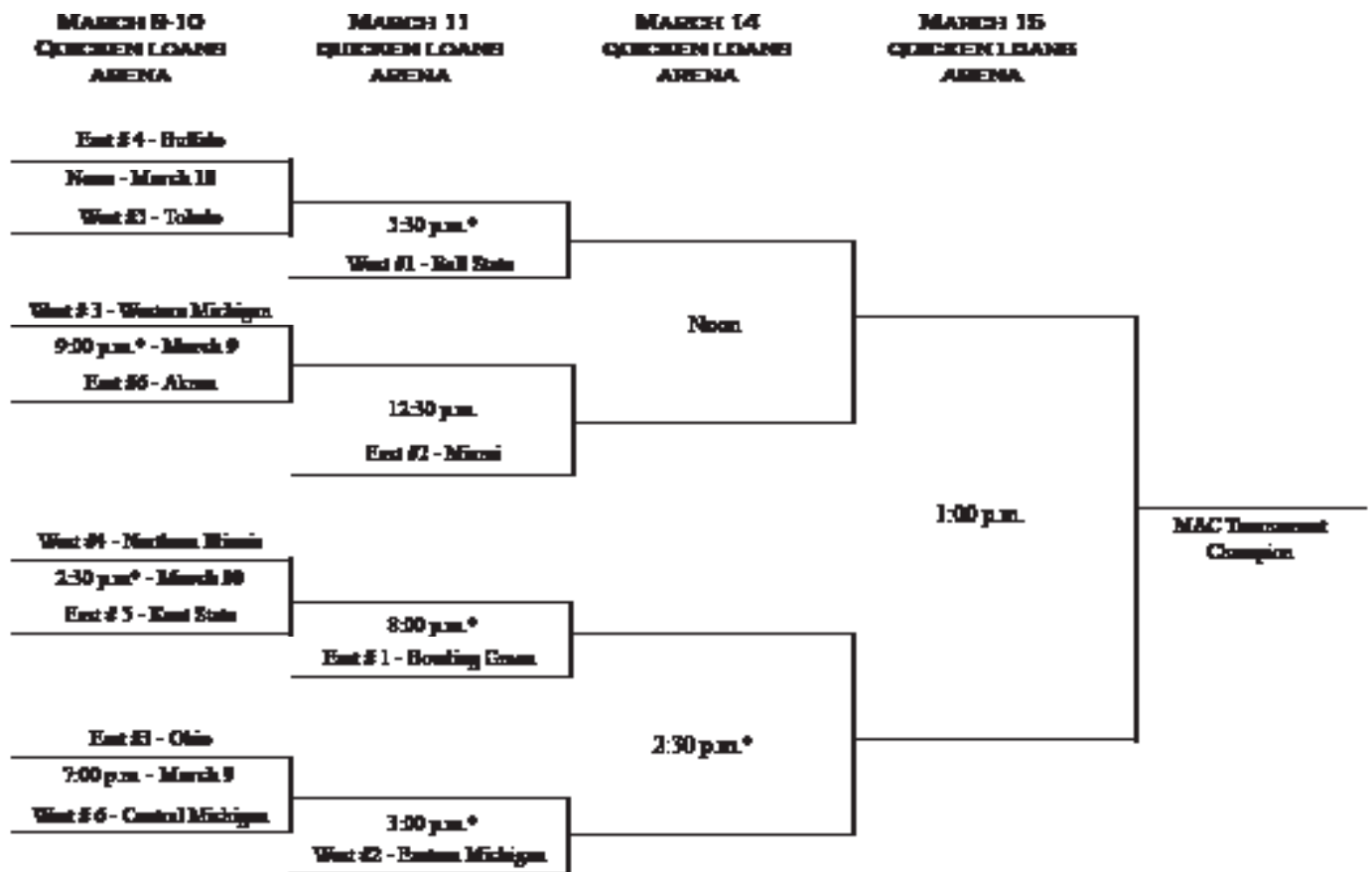
**2.) REGULAR-SEASON IN REVIEW:** Miami concluded its regular season with a 82-72 overtime win over Ohio on March 5. The win gave Miami a 20-10 overall record and a 12-4 MAC record. This is the sixth time in program history that the RedHawks have won 20 games in a season and the first time since the 2003-04 season.

**3.) SENIORS MAKE IT A NIGHT TO REMEMBER:** Playing their last game in Millett Hall, senior forward **Laura Markwood** and senior guard **Amanda Jackson** carried the RedHawks to its 20th win of the season. Markwood, a MAC Defensive Player of the Year candidate, scored a career-high 30 points and grabbed nine rebounds, one rebound short of her ninth double-double of the season.

**4.) MAC ELITE:** Heading into the Mid-American Conference Tournament, senior guard **Amanda Jackson** looks to become the second player in Mid-American Conference history to score 1,800 points, grab 500 rebounds and record 300 assists and 300 steals in a career.

## MARCH 9-11, 14-15

### QUICKEN LOANS ARENA • CLEVELAND, OHIO



\*All games will start at indicated time, or 30 minutes following end of previous game.

#### 2008 MAC TOURNAMENT FORMAT

##### SUNDAY, MARCH 9

East #3- Ohio vs. West # 6 - Central Michigan, 7:00 p.m.  
West # 3 - Western Michigan vs. East # 6 - Akron, 9:00 p.m.\*

##### MONDAY, MARCH 10

East # 4 - Buffalo vs. West #5 - Toledo, Noon  
West #4 - Northern Illinois vs. East #5 - Kent State, 2:30 p.m.\*

##### TUESDAY, MARCH 11

East #2 - Miami vs. West #3/East #6 Winner, 12:30 p.m.  
West #2 - Eastern Michigan vs. East#3/West #6 Winner, 3:00 p.m.\*  
West #1 - Ball State vs. East #4/West #5 Winner, 5:30 p.m.\*  
East #1 - Bowling Green vs. West #4/East #5 Winner, 8:00 p.m.\*

##### FRIDAY, MARCH 14

Semifinal No. 1, Noon  
Semifinal No. 2, 2:30 p.m.\*

##### SATURDAY, MARCH 15

Championship Game (FSN Ohio), 1 p.m. EST



### TALE OF THE TAPE

<b>Miami</b>	
20-10; 12-4 MAC	Overall Record
71.9	Points Per Game
68.2	Points Allowed per Game
.399	Field Goal Percentage
.418	Opponent Field Goal Percentage
.343	3-Point Field Goal Percentage
.327	Opponent 3-Point Field Goal Percentage
6.9	3-Point Field Goals Made Per Game
.726	Free Throw Percentage
38.8	Rebound Average
-1.5	Rebound Margin
0.9	Assist/Turnover Ratio

**UP AHEAD:** Miami plays in the Mid-American Conference Tournament against the winner of the Western Michigan/Akron first round matchup of the Kraft Mid-American Conference Tournament. The winner of that game meets Miami in the tournament quarterfinals at 12:30 p.m. on Tuesday, March 11.

**MIAMI IN THE MAC TOURNAMENT:** The RedHawks are making their 22nd appearance in the MAC Tournament and Miami holds a 19-19 record in the tournament. Miami's last win in the tournament came against Western Michigan in the 2005 First Round, 74-71. (Miami is 2-0 versus Marshall)

YR	UA	BSU	BGSU	UB	CMU	EMU	KSU	NIU	OU	UT	WMU
'82	—	—	—	—	W	—	W	W	—	—	—
'83	—	—	—	—	L	—	—	—	W	—	—
'85	—	—	—	—	—	—	—	—	—	—	L
'88	—	—	—	—	—	—	W	—	—	—	L
'89	—	—	—	—	L	—	—	—	—	—	—
'91	—	—	—	—	—	—	L	—	—	—	—
'92	—	—	—	—	L	—	—	—	—	—	—
'93	—	—	—	—	—	—	L	—	—	—	W
'94	—	—	—	—	—	—	L	—	—	—	—
'95	—	—	—	—	—	—	W	—	W	L	—
'96	—	—	—	—	—	—	—	—	—	L	W
'97	—	—	—	—	—	—	L	—	W	—	—
'98	—	—	—	—	—	—	—	—	L	—	—
'00	—	—	—	—	—	W	—	—	—	—	—
'01	—	W	—	—	—	—	L	—	—	—	—
'02	W	—	—	—	—	—	L	—	—	—	W
'03	—	L	—	—	—	W	—	—	—	—	—
'04	—	W	L	—	—	—	—	—	—	—	—
'05	—	—	L	—	—	—	—	—	—	—	W
'06	—	—	—	—	—	—	—	L	—	—	—
'07	—	—	—	—	—	—	—	—	—	—	L
<b>Total</b>	<b>1-0</b>	<b>2-1</b>	<b>0-2</b>	<b>0-0</b>	<b>1-3</b>	<b>2-0</b>	<b>3-6</b>	<b>1-1</b>	<b>3-1</b>	<b>0-2</b>	<b>4-3</b>

**REGULAR-SEASON IN REVIEW:** Miami concluded its regular season with a 82-72 overtime win over Ohio on March 5. The win gave Miami a 20-10 overall record and a 12-4 MAC record. This is the sixth time in program history that the RedHawks have won 20 games in a season and the first time since the 2003-04 season. Miami's 20 wins also matches its win total for the past two seasons combined. Miami's 12 conference wins are three more wins than the past two conference campaigns combined.

**SENIORS MAKE IT A NIGHT TO REMEMBER:** Playing their last game in Millett Hall, senior forward **Laura Markwood** and senior guard **Amanda Jackson** carried the RedHawks to its 20th win of the season. Markwood, a MAC Defensive Player of the Year candidate, scored a career-high 30 points and grabbed nine rebounds, one rebound short of her ninth double-double of the season. MAC Player of the Year candidate, Jackson, scored 19 points and eclipsed 1,900 career points. Trailing by five points with 3:18 to play in the game, Jackson and Markwood carried Miami by scoring its final 20 points over the final 8:18 of the game.

**FIVE MORE MINUTES:** The RedHawks had lost its two previous overtime games this season, but Miami pulled out an overtime win against Ohio in its regular-season finale. The win marked Miami's first overtime win since defeating Central Michigan on Feb. 21, 2004.

**HOME SWEET HOME:** Miami finished the regular season with a 12-4 home record, which matches the most wins at home in a season in program history. Miami's 1994-95 team went 12-2 at Millett Hall.

**ROCK AND ROLL:** As Miami heads to Cleveland, Ohio, home of the Rock and Roll Hall of Fame, it is fitting that Miami has been on a roll over its past ten games. Miami has won nine of its last 10 games and the RedHawks are averaging 77.2 ppg over that stretch and three Miami players are averaging over 10.0 ppg led by senior guard **Amanda Jackson's** 19.4 ppg. Senior forward **Laura Markwood** is averaging a double-double over that stretch (11.9 ppg, 11.0 rpg). The key to Miami's recent success is its defense. Over the past 10 games, Miami has forced 46 more turnovers and blocked 13 more shots than its opponents and Miami is holding its opponents to 30.1-percent shooting from three.

### UPCOMING GAMES

MAC Tournament -  
Mar. 9-15 - Cleveland, OH

### Miami Women's Basketball Quick Facts

Location	Oxford, OH
Founded	1809
Enrollment	16,300
Nickname	RedHawks
Colors	Red and White
Arena	Millett Hall
Capacity	6,400
Affiliation	NCAA Division I
Conference	Mid-American (East)
President	Dr. David Hodge (Macalester '70)
Athletic Director	Brad Bates (Michigan '81)
Head Coach	Maria Fantanarosa
Alma Mater	Miami '90
Record at School	158-132 (10th year)
Career Record	165-152 (11th year)
Assistant Coaches	Lisa Hayden (Miami '95) Heather Oesterle (Michigan '02) Colleen Day (Miami '04)

### 2007-08 MAC Preseason Poll

#### EAST DIVISION

1. Ohio (19) ..... 210
2. Bowling Green (11)..... 187
3. **Miami (9)..... 183**
4. Kent State (1)..... 137
5. Buffalo (1)..... 87
6. Akron ..... 57

#### WEST DIVISION

1. Ball State (36) ..... 240
2. Northern Illinois (2)..... 184
3. Eastern Michigan ..... 150
4. Western Michigan (3) ..... 122
5. Toledo ..... 106
6. Central Michigan ..... 59

### 2007-08 Preseason All-MAC Selections

#### EAST DIVISION

- Amanda Jackson (Miami)**  
 Lauren Kohn (Ohio)  
 Kate Achter (Bowling Green)  
 Heather Turner (Buffalo)  
 Sarah Tokodi (Akron)

#### WEST DIVISION

- Julie DeMuth (Ball State)  
 Tiera Delanousaye (Western Michigan)  
 Porchia Green (Ball State)  
 Jessie Wilcox (Northern Illinois)  
 Alyssa Pittman (Eastern Michigan)

### 2007-08 Player of the Week Honors

- Nov. 19 - Amanda Jackson  
 Dec. 3 - Amanda Jackson  
 Dec. 31 - Amanda Jackson  
 Jan. 7 - Amanda Jackson

## MEDIA INFORMATION

WBB Contact	John Berry
Office Phone	(513) 529-7092
Cell Phone	(513) 330-0785
Office Fax	(513) 529-6729
Email	berryjm2@muohio.edu
Website	www.MURedHawks.com

All media requests must come through Miami's Athletic Media Relations Office. Home phone numbers of players will not be made available.

**FANTANAROSA YEAR-BY-YEAR**

Year	Overall	MAC	MAC Pct.
97-98	7-20	—	—
98-99	11-15	7-9	.438
99-00	16-12	9-7	.563
00-01	18-11	10-6	.625
01-02	19-11	11-5	.687
02-03	17-12	11-5	.687
03-04	22-9	14-2	.875
04-05	15-14	8-8	.500
05-06	8-20	3-13	.188
06-07	12-18	6-10	.375
07-08	20-10	12-4	.750

Total 165-152 91-69 .569

**FANTANAROSA BY THE MONTH**

Year	Nov.	Dec.	Jan.	Feb.	Mar.
97-98	1-2	1-4	2-9	3-5	0-0
98-99	3-3	3-3	2-6	3-3	0-0
99-00	1-2	5-2	5-3	5-4	0-1
00-01	2-3	4-1	4-4	6-2	2-1
01-02	2-2	4-3	5-4	6-1	2-1
02-03	3-1	2-4	5-3	5-2	2-2
03-04	1-2	5-2	6-2	8-0	2-3
04-05	3-1	3-4	2-5	6-2	1-2
05-06	2-1	3-3	2-6	1-8	0-1
06-07	4-3	2-4	5-3	1-7	0-1
07-08	3-3	4-3	5-3	6-1	2-0

Total 25-22 36-33 43-48 50-35 11-12

**FANTANAROSA BY THE DIVISION**

Year	East	West	MAC Overall
98-99	3-4	4-5	7-9 (5th East)
99-00	8-3	1-4	9-7 (2nd East)
00-01	9-2	1-4	10-6 (2nd East)
01-02	9-1	2-4	11-5 (2nd East)
02-03	7-2	4-3	11-5 (1st East)
03-04	7-2	7-0	14-2 (1st East)
04-05	4-5	4-3	8-8 (3rd East)
05-06	2-8	1-5	3-13 (5th East)
06-07	4-6	2-4	6-10 (4th East)
07-08	7-3	5-1	11-4 (2nd East)

Total 60-36 31-33 91-69 (.569)

**FANTANAROSA VERSUS MAC FOES**

Opponent	Record	Streak
Akron	13-3	W2
Ball State	7-7	W1
Bowling Green	7-9	L1
Buffalo	9-6	W1
Central Michigan	8-3	W2
Eastern Michigan	5-5	W1
Kent State	6-14	W2
Northern Illinois	5-7	L4
Ohio	14-5	W1
Toledo	3-6	W2
Western Michigan	6-7	W1

**FANTANAROSA IN THE MAC TOURNEY**

Year	Record	Round
1998-99	0-0	No Appearance
1999-00	1-1	Lost in Quarterfinals
2000-01	2-1	Lost in Semifinals
2001-02	2-1	Lost in Semifinals
2002-03	1-1	Lost in Semifinals
2003-04	1-1	Lost in Semifinals
2004-05	1-1	Lost in Quarterfinals
2005-06	0-1	Lost in First Round
2006-07	0-1	Lost in First Round
Total	8-7	.533

**HEAD COACH MARIA FANTANAROSA: A**

former standout on the court for the Red and White, **Maria Fantanarosa** is in her 10th season working the sidelines for the Miami women's basketball program and owns a 158-132(.545) record at Miami. Fantanarosa surpassed Pam Wettig as the winningest coach in program history with an 87-79 victory over IUPUI (Dec. 30, 2006), winning her 132nd career game with the Red and White.

After taking over a team that had no freshman class in 1998, she guided the team to a program-record six straight winning seasons, including two MAC East Division Championships. In 2003-04, Fantanarosa led Miami to its first MAC Championship and 20-win season since 1989-90 while earning MAC Coach of the Year honors.

Fantanarosa also has helped Miami players to all-MAC accolades 13 times, including 2001-02 MAC Player of the Year Heather Cusick. After the 2005-06 season, she received a contract extension that carries her through 2011.

A 1990 graduate of Miami, Fantanarosa was a two-time All-MAC honoree for the Red and White. Following her graduation, she went on to serve as an assistant women's basketball coach for Xavier (1990-94) and South Carolina (1994-97) before serving a one-year stint as head coach at Western Carolina (1997-98).

One of the most prolific scorers in high school girls basketball history, Fantanarosa's 3,823 career points while at Mt. Carmel Area High School in Kulpmont, Pa., rank among the all-time top 10 nationally.

**Miami Coaching Wins Leaders****Wins**

1. Maria Fantanarosa (1998-07) ..... 158-132
2. Pam Wettig (1975-84) ..... 131-103
3. Linda Wunder (1988-93) ..... 88-52
4. Lisa Bradley (1993-98) ..... 80-50
5. Susan DeKalb (1984-88) ..... 54-56

**MAC ELITE:** Heading into the Mid-American Conference Tournament, senior guard **Amanda Jackson** looks to become the second player in Mid-American Conference history to score 1,800 points, grab 500 rebounds and record 300 assists and 300 steals in a career. Toledo's Kim Knuth (1995-99) is the only other conference player to reach 1,800 points, 500 rebounds, 300 assists and 300 steals in a career and Jackson needs just three steals to join Knuth.

**NEWEST MEMBER OF 1,000 POINT CLUB:** Scoring 24 of her 29 points in the second half of Miami's 89-79 win at Akron on Saturday, March 1, junior guard **Jenna Schone** became the 17th Miami women's basketball player to eclipse 1,000 career points. Schone accomplished the feat 87 games into her career, making Schone the seventh fastest player in Miami history to reach the 1,000-point plateau.

**ROAD WARRIORS:** After a 1-4 road record in non-conference play, the RedHawks went 7-1 on the road in conference play this season. Miami's seven road wins are two more road wins than the RedHawks registered in its past three conference seasons combined (5-20). In its seven conference road wins, Miami shot 43.8-percent from the field and 40.4-percent from three. Miami also had six players averaging six points per game or more in road conference wins.

**REBOUNDING CROWN:** Senior forward **Laura Markwood** became Miami's single-season rebounding leader during Miami's win over Kent State on Wednesday, Feb. 27. Markwood currently has 319 rebounds this season, making her the 11th player in MAC history to grab 300 rebounds in a season. Markwood needs 35 rebounds to become the MAC's single-season rebounding leader and she currently is tied for seventh on the MAC's single-season rebounding list.

**ANOTHER DAY, ANOTHER RECORD:** Senior guard Amanda Jackson is having one of the best seasons in Miami history. This season alone, Jackson has broken the Miami single-game scoring record, the single-season scoring record and the all-time scoring record. Jackson currently ranks first on five of Miami's single-season charts after breaking Linda Mallender's record of 211 made field goals in Miami's 82-72 overtime win over Ohio. Jackson has 213 made field goals this season.

**PATROLING THE BOARDS:** Miami's frontline starters, senior forward **Laura Markwood** and junior center **Stephanie Ford**, have been a force on the boards for Miami in conference play. Markwood and Ford are first and second, respectively, in offensive rebounding in MAC-only games and first and fifth, respectively, in rebounding in overall games. One of the two have grabbed at least 10 rebounds in 12 of the past 14 games and Miami is 4-0 this season when both players grab 10 or more rebounds in a game.

**BEHIND THE ARC:** Miami has had its best season behind the arc in school history this season. The RedHawks have hit 208 three-pointers this season, which shattered the previous team record of 184 threes set during the 1999-2000 season. Junior guard **Jenna Schone** and senior guard **Amanda Jackson** have

## CAREER AVERAGES IN MAC TOURNAMENT



No.	Name	Pos.	Ht.	Yr.	Hometown	PPG	RPG	APG	GP
1	Amanda Jackson	G	5-9	R-Sr.	Springfield, Ohio	14.4	5.4	2.2*	5
10	Jenna Schone	G	5-7	Jr.	Pickerington, Ohio	10.0	2.5	3.0	2
11	Ashley Hawkins	G	5-9	Jr.	Henderson, Ky.	10.5	1.5	3.5	2
22	Chanell Ridley	F	6-0	So.	Ft. Wayne, Ind.	0.0	0.0	0.0	1
23	Courtney Reed	G	5-9	So.	Andrews, Ind.	4.0	2.0	1.0	1
24	Briana Dunlap	G	5-8	Fr.	Country Club Hills, Ill.	—	—	—	—
30	Michele Weynandt	F	5-10	Fr.	Schiffange, Luxembourg	—	—	—	—
33	Laura Markwood	F	6-2	Sr.	Perrysburg, Ohio	5.3	3.5	2.3*	4
40	Stephanie Ford	C	6-3	Jr.	Indianapolis, Ind.	7.5	4.5	1.0*	2
41	Ashleigh Brown	G	5-11	So.	Delaware, Ohio	0.0	2.0	1.0	1

\* Denotes steals per game  
 ^ Denotes blocks per game

combined to hit 126 trey's this season, accounting for 60.6-percent of Miami's made three-pointers.

**ON THE BRINK:** With the postseason looming, there are several Miami single-season records that are within reach. Junior center **Stephanie Ford** needs three blocks to break AuBree Hamilton's season record of 51 blocks, Junior guard **Jenna Schone** needs seven more three-pointers to tie Nicki Motto's made 3-point field goals record of 79 3-pointers and nine assists to break Heather Cusick's record of 168 assists during the 2001-02 season.

**MAC-NIFICENT CAREER:** Senior guard **Amanda Jackson** has scored 1,903 career points, which ranks 13th on the MAC's all-time scoring list. Jackson currently ranks 3rd in MAC history in career field goal attempts (1,656), 10th in steals (297), 16th in career field goals (659) and 14th in made free throws (445).

**ASSAULT ON THE RECORD BOOKS:** Senior guard **Amanda Jackson**, junior guard **Jenna Schone**, senior forward **Laura Markwood** and junior center **Stephanie Ford** are closing in on several of Miami's single-season charts. Below is where they stand heading into the MAC Tournament.

### JACKSON

- Ranks 1st on the Miami single-season points list (636)
- Ranks 1st for most 20-point games in a season (19)
- Ranks 1st on free throws made chart with 156 this season
- Ranks 1st on field goals attempted chart (526)
- Ranks 1st on the field goals made chart (213)
- Tied for 3rd on free throws attempted chart (185)
- Ranks 4th on single-season free throw percentage list (.843)
- Ranks 7th on 3-point attempts chart (176)

### SCHONE

- Ranks 3rd on single-season assists chart with 160
- Ranks 4th on made 3-pointers chart (72)
- Ranks 4th on 3-point attempts chart (198)

### MARKWOOD

- 1st on Miami's single-season rebounding chart (319)
- Tied for 7th place on single-season double-double list (8)

### FORD

- Ranks 2nd on the single-season blocks chart (49)

**JACKSON SETS SINGLE-GAME SCORING RECORD:** Senior guard **Amanda Jackson** could not be stopped as she put up a Miami single-game record, 43 points, against UTSA on Dec. 29. Jackson was 12-of-19 from the field and 16-of-19 from the line. Kim Lancaster previously held the single-game scoring record when she put up 40 points against Ball State on March 6, 2001.

**DYNAMIC DUO:** Through March 2, junior guard **Jenna Schone** and senior guard **Amanda Jackson** are the top scoring duo in the MAC and the sixth leading scoring duo in the country. Schone averages 14.3 ppg, while Jackson averages 22.0 ppg.

#	Team	Player	PPG	Player	PPG	Total PPG
1	Idaho State	Natalie Doma	(24.6),	Andrea Lightfoot	(16.5)	41.1
2	Robert Morris	Sade Logan	(25.2),	Chinata Nesbit	(15.7)	40.9
3	Utah Valley St.	Robyn Fairbanks	(24.0),	Sandy Marvin	(16.3)	40.3
4	Louisville	Angel McCoughtry	(23.8),	Candyce Bingham	( 14.3)	38.1
5	<b>Miami (OH)</b>	<b>Amanda Jackson</b>	<b>(22.0),</b>	<b>Jenna Schone</b>	<b>(14.3)</b>	<b>36.3</b>
6	Murray State	Ashley N. Hayes	(18.4),	Amber Guffey	(17.9)	36.3

### A MIAMI WIN WOULD:

- Advance Miami to the MAC Semifinals for the first time since 2003-04
- Be Miami's 10th win in its last 11 games
- Improve Miami's record to 21-10

### A MIAMI LOSS WOULD:

- Drop Miami to 20-11
- Eliminate Miami from the MAC Tournament

## Miami's 2007-08 MAC Rankings (As of 3/2)

### OVERALL GAMES

Scoring Offense.....	2nd (71.9 ppg)
Scoring Defense.....	7th (68.2 ppg)
Scoring Margin.....	4th (+3.7)
Field Goal Percentage.....	7th (.399)
Field Goal Percentage Defense.....	7th (.418)
3-Point Field Goal Percentage.....	6th (.343)
3-Point FG Percentage Defense.....	4th (.327)
Free Throw Percentage.....	4th (.726)
Rebounding Offense.....	2nd (38.8 rpg)
Rebounding Defense.....	11th (40.4 rpg)
Rebounding Margin.....	10th (-1.5)
Blocked Shots.....	5th (3.03 bpg)
Assists.....	5th (14.10 apg)
Steals.....	1st (10.27 spg)
Turnover Margin.....	2nd (+4.30)
Assist/Turnover Ratio.....	2nd (0.93)
3-Point Field Goals Made.....	2nd (6.93)

### 2007-08 CONFERENCE ONLY GAMES

Scoring Offense.....	4th (71.8 ppg)
Scoring Defense.....	3rd (65.6 ppg)
Scoring Margin.....	3rd (+6.1)
Field Goal Percentage.....	9th (.400)
Field Goal Percentage Defense.....	t-6th (.402)
3-Point Field Goal Percentage.....	9th (.330)
3-Point FG Percentage Defense.....	1st (.315)
Free Throw Percentage.....	2nd (.745)
Rebounding Offense.....	t-5th (38.1 rpg)
Rebounding Defense.....	t-11th (41.7 rpg)
Rebounding Margin.....	11th (-3.6)
Blocked Shots.....	t-2nd (3.50 bpg)
Assists.....	6th (14.81 apg)
Steals.....	1st (10.69 spg)
Turnover Margin.....	1st (+6.13)
Assist/Turnover Ratio.....	1st (1.08)
3-Point Field Goals Made.....	1st (7.19)

### 2007-08 Individual MAC Rankings (As of 3/2)

#### OVERALL GAMES

Scoring.....	A. Jackson (1st; 21.9 ppg)
.....	J. Schone (8th; 13.9 ppg)
Free Throw Pct.....	A. Jackson (4th; .843)
.....	L. Markwood (14th; .729)
Rebounding.....	L. Markwood (1st; 10.6 rpg)
.....	S. Ford (4th; 7.2 rpg)
FG Percentage.....	C. Reed (10th; .479)
.....	L. Markwood (13th; .465)
Assists.....	J. Schone (4th; 5.33 apg)
.....	A. Jackson (14th; 2.97 apg)
Steals.....	A. Jackson (4th; 2.48 spg)
.....	L. Markwood (9th; 1.90 spg)
.....	J. Schone (t-13th; 1.57 spg)
3-Point FGs Made.....	J. Schone (6th; 2.40)
.....	A. Jackson (8th; 1.86)
Blocks.....	S. Ford (1st; 1.63 bpg)
.....	L. Markwood (t-14th; 0.67 bpg)
Assist/Turnover Ratio.....	J. Schone (1st; 1.93)
Off. Rebounds.....	L. Markwood (1st; 3.80 rpg)
.....	S. Ford (2nd; 3.63 rpg)
Def. Rebounds.....	L. Markwood (1st; 6.83 rpg)

**THE LAST TIME ... Miami Played in the MAC Tournament**

MIAMI 58  
 WMU 74  
 March 4, 2007 — Cleveland, OH

WMU		fg	fga	3fg	3fga	ft	fta	of	de	tot	pf	tp	a	to	blk	s	min
12	VEST	0	0	0	0	2	2	1	3	4	0	2	1	2	1	0	12
21	BROWN	7	12	0	0	3	3	4	15	19	2	17	0	4	0	0	37
33	MOORE	12	24	4	9	6	7	4	3	7	2	34	2	6	1	1	39
01	DELAHOUSSAYE	4	12	0	2	0	0	0	1	1	4	8	7	1	0	3	38
11	DWYER	2	6	0	3	0	0	1	2	3	2	4	1	2	1	2	39
03	DREHER	0	0	0	0	0	0	0	1	1	0	0	1	1	0	1	10
23	THELEN	0	1	0	0	0	0	0	0	0	0	0	0	1	0	0	1
30	WATKINS	0	0	0	0	2	2	0	1	1	0	2	0	0	0	0	2
34	SMITH	0	0	0	0	0	0	0	0	0	0	0	0	0	0	0	1
40	LONEY	0	0	0	0	0	0	0	0	0	0	0	0	0	0	0	1
44	PARKER	2	5	1	2	0	0	1	5	6	1	5	1	0	1	0	18
53	OWENS	0	0	0	0	2	2	0	0	0	0	2	0	0	0	0	1
54	DENOYER	0	0	0	0	0	0	0	1	1	0	0	0	0	0	0	1
	TEAM							1	2	3							
	Totals	27	60	5	16	15	16	12	34	46	11	74	13	17	4	7	200

TOTAL FG%	1st Half: 15-30 50.0%	2nd Half: 12-30 40.0%	Game: 45.0%
3-Pt. FG%	1st Half: 2-9 22.2%	2nd Half: 3-7 42.9%	Game: 31.3%
F Throw %	1st Half: 11-11 100%	2nd Half: 4-5 80.0%	Game: 93.8%

**MIAMI**

##	Player	fg	fga	3fg	3fga	ft	fta	of	de	tot	pf	tp	a	to	blk	s	min
32	LEININGER	8	17	0	1	0	0	0	6	6	2	16	1	1	0	2	34
33	MARKWOOD	1	1	0	0	0	0	2	2	4	2	2	0	0	0	2	26
01	JACKSON	1	8	0	3	0	3	1	4	5	2	2	1	2	0	2	19
10	SCHONE	4	15	1	7	2	2	0	3	3	2	11	5	2	0	1	38
11	HAWKINS	6	8	0	0	2	2	0	1	1	2	14	5	3	0	2	33
15	HULL	2	6	0	2	1	2	0	0	0	0	5	0	1	0	0	15
21	RIDLEY	0	1	0	0	0	0	0	0	0	1	0	0	0	0	0	4
23	REED	2	4	0	1	0	0	0	2	2	1	4	1	2	0	1	11
40	FORD	2	3	0	0	0	0	1	4	5	3	4	0	0	0	0	16
41	BROWN	0	2	0	0	0	0	2	0	2	0	0	1	0	0	0	4
	TEAM							1	1	2							
	Totals	26	65	1	14	5	9	7	22	29	15	58	14	11	0	10	200

TOTAL FG%	1st Half: 13-30 43.3%	2nd Half: 13-35 37.1%	Game: 40.0%
3-Pt. FG%	1st Half: 1-5 20.0%	2nd Half: 0-9 0.0%	Game: 7.1%
F Throw %	1st Half: 2-4 50.0%	2nd Half: 3-5 60.0%	Game: 55.6%

**2008 MID-AMERICAN CONFERENCE STANDINGS**

	Conference Games			Overall Games		
	W	L	PCT	W	L	PCT
WEST DIVISION						
Eastern Michigan	11	5	.688	17	11	.607
Ball State	11	5	.688	15	14	.517
Western Michigan	9	7	.563	12	18	.400
Northern Illinois	6	8	.429	10	17	.370
Toledo	5	10	.333	12	15	.444
Central Michigan	2	13	.133	6	22	.214
EAST DIVISION						
Bowling Green	13	3	.813	24	6	.800
<b>Miami</b>	<b>12</b>	<b>4</b>	<b>.750</b>	<b>20</b>	<b>10</b>	<b>.667</b>
Ohio	10	6	.625	17	12	.586
Buffalo	8	8	.500	15	14	.517
Kent State	5	11	.313	8	20	.286
Akron	2	14	.125	7	23	.233

**2007-08 Individual MAC Rankings**

**CONFERENCE ONLY GAMES**

Scoring	.....A. Jackson (1st; 20.8 ppg)
.....J. Schone (17th; 12.9 ppg)	
.....L. Markwood (26th; 11.3)	
Free Throw Pct.....A. Jackson (t-5th; .867)	
.....L. Markwood (10th; .833)	
Rebounding.....L. Markwood (1st; 11.3 rpg)	
.....S. Ford (5th; 7.4 rpg)	
FG Pct.....L. Markwood (7th; .526)	
Assists.....J. Schone (4th; 5.38 apg)	
.....A. Jackson (t-12th; 3.38apg)	
Steals.....A. Jackson (4th; 2.69 spg)	
.....L. Markwood (t-10th; 1.88 spg)	
.....J. Schone (t-15th; 1.56 spg)	
3-PT FG Made.....J. Schone (5th; 2.44)	
.....A. Jackson (t-10th; 1.75)	
Blocks.....S. Ford (1st; 2.06 bpg)	
.....L. Markwood (t-15th; 0.63)	
Assist/Turnover Ratio.....J. Schone (1st; 2.15)	
.....A. Jackson (11th; 1.26)	
Offensive Rebounds.....L. Markwood (1st; 3.69 rpg)	
.....S. Ford (2nd; 3.56 rpg)	
Defensive Rebounds.....L. Markwood (1st; 7.56 rpg)	

**NCAA Rankings (As of 3/2)**

Scoring	.....A. Jackson (7th; 22.0 ppg)
Rebounding.....L. Markwood (8th; 10.7 rpg)	
Assists.....J. Schone (24th; 5.4 apg)	
Steals.....A. Jackson (69th; 2.5 spg)	
Blocks.....S. Ford (63rd; 1.7 bpg)	
Free Throw Pct.....A. Jackson (27th; .847)	
3-PT FG Pct.....J. Schone (66th; .370)	
3-PT FG.....J. Schone (43rd; 2.4)	
Assist/TO Ratio.....J. Schone(24th; 1.95)	

**2007-08 Opponent RPI Ranking (As of 3/6)**

MAC RPI RANKING.....	16
<b>Non-Conference.....RPI</b>	
Chattanooga.....	34
Cleveland State.....	158
Illinois State.....	45
IPFW.....	253
IUPUI.....	196
Murray State.....	105
Notre Dame.....	13
Radford.....	118
Robert Morris.....	114
Temple.....	53
Texas-San Antonio.....	126
Wright State.....	160
Youngstown State.....	210
<b>Mid-American Conference.....RPI</b>	
Akron.....	259
Ball State.....	136
Bowling Green.....	61
Buffalo.....	186
Central Michigan.....	296
Eastern Michigan.....	144
Kent State.....	250
<b>MIAMI.....</b>	<b>63</b>
Northern Illinois.....	208
Ohio.....	133
Toledo.....	242
Western Michigan.....	221

\*Courtesy of CollegeRPI.com

## 2007-08 Miami Women's Basketball Roster

No.	Name	Yr.	Ht.	Pos.	Hometown/Last School
1	Amanda Jackson***	R-Sr	5-9	G	Springfield, Ohio/South
10	Jenna Schone ** (SHONE)	Jr.	5-7	G	Pickerington, Ohio/North
11	Ashley Hawkins **	Jr.	5-7	G	Henderson, Ky./Henderson County
22	Chanell Ridley (sha-NELL)*	So.	6-0	F	Ft. Wayne, Ind./Concordia Lutheran
23	Courtney Reed*	So.	5-9	G	Andrews, Ind./Northfield
24	Briana Dunlap (BREE-ana)	Fr.	5-8	G	Country Club Hills, Ill./Hillcrest
30	Michele Weynandt (WINE-ent)	Fr.	5-10	F	Schifflonge, Luxembourg/University at Mannheim
33	Laura Markwood ***	Sr.	6-2	F	Perrysburg, Ohio/Perrysburg
40	Stephanie Ford **	Jr.	6-3	C	Indianapolis, Ind./Franklin Central
41	Ashleigh Brown*	So.	5-11	G	Delaware, Ohio/Delaware Hayes

\* Denotes letters earned

**Head Coach:** Maria Fantanarosa (10th Season/Miami '90)

**Asst. Coaches:** Lisa Hayden (Seventh Season/Miami '95)  
 Heather Oesterle (OH-ster-LEE) (Fifth Season/Michigan '02)  
 Colleen Day (Second Season/Miami '04)

**2007-08 SEASON HIGHS/LOWS**

Most Points/Game .....	89 (3x's), last at Akron, 3-1-08 (W, 89-79)
Fewest Points/Game .....	50 at Notre Dame, 11-09-07 (L, 50-98)
Most Points Allowed/Game.....	98 at Notre Dame, 11-09-07 (L, 50-98)
Fewest Points Allowed/Game.....	45, at Youngstown State, 12-8-07 (W, 64-45)
Most Points/Half .....	53 (second half) at Buffalo, 2-20-08 (W, 84-55)
Fewest Points/Half.....	21 (first half), vs. Wright State, 11-21-07 (W, 63-54)
Most Rebounds/Game .....	57 at Youngstown State, 12-8-07 (W, 64-45)
Fewest Rebounds/Game .....	21 at Central Michigan, 2-2-08 (W, 76-74)
Most Assists/Game .....	22 vs. Cleveland State, 12-1-07 (W, 89-71)
Fewest Assists/Game .....	7 at Notre Dame, 11-09-07 (L, 50-98)
Most Steals/Game .....	18 at Kent State, 1-12-08 (W, 64-59)
Fewest Steals/Game.....	4 at Murray State, 11-28-07 (L, 72-81)
Most Blocks/Game.....	9 vs. Ball State, 2-13-08 (W, 69-58)
Fewest Blocks/Game.....	0 (2x's), last at UTSA, 12-29-07 (L, 89-90)
Most Turnovers/Game.....	25 at UTSA, 12-29-07 (L, 89-90)
Fewest Turnovers/Game.....	7 (2x's) vs. Ohio, 3-5-08 (W, 82-72)
Most Field Goals Made/Game .....	32 vs. Ohio, 3-5-08 (W, 82-72)
Fewest Field Goals/Game.....	19 at Notre Dame, 11-09-07 (L, 50-98)
Most 3-Pointers Made/Game.....	12 vs. Cleveland State, 12-1-07 (W, 89-71)
Fewest 3-Pointers Made/Game.....	2 vs. Bowling Green, 2-23-08 (L, 66-81)
Most Free Throws Made/Game .....	31 at UTSA, 12-29-07 (L, 89-90)
Fewest Free Throws Made/Game .....	6 vs. Akron, 1-17-08 (W, 63-49)
Most Fouls/Game .....	30 at UTSA, 12-29-07 (L, 89-90)
Fewest Fouls/Game .....	14 (2x's), last at EMU, 1-29-08 (W, 81-70)
Highest FG%/Game.....	.536 (30-of-56), at Buffalo, 2-20-08 (W, 88-55)
Lowest FG%/Game .....	.279 (19-of-68) at Notre Dame, 11-09-07 (L, 50-98)
Highest 3PT%/Game.....	.647 vs. IUPUI, 11-17-07 (W, 73-59)
Lowest 3PT%/Game.....	.133 vs. Bowling Green, 2-23-08 (L, 66-81)
Highest FT%/Game (Min 10 att.) .....	.867 (2x's) (13-of-15), last at Buffalo, 2-20-08 (W, 84-55)
Lowest FT%/Game.....	.300 (6-of-20) vs. Akron, 1-16-08 (W, 63-49)

**2007-08 INDIVIDUAL GAME HIGHS**

Most Points/Game .....	43 by Amanda Jackson at UTSA, 12-29-07 (L, 89-90)
Most Field Goals/Game .....	12 (2x's), last by Amanda Jackson at UTSA, 12-29-07 (L, 89-90)
Field Goal Percentage/Game (min. 7 att.).....	1.000 (7-for-7) by L. Markwood vs. NIU, 1-26-08 (LL, 74-77)
Most 3-Pointers Made/Game.....	5 (4x's), last by Jenna Schone at Akron, 3-1-08 (W, 89-79)
3-Pt. Pct./Game (min. 5 att.) .....	.800 (4-of-5) by Briana Dunlap vs. Cleveland St., 12-1-07 (W, 89-71)
Most Free Throws Made/Game .....	16 by Amanda Jackson at UTSA, 12-29-07 (L, 89-90)
Free Throw Pct./Game (min. 10 att.).....	.928 by Amanda Jackson vs. Temple, 1-2-08 (W, 70-53)
Rebounds/Game .....	20 by Laura Markwood at Youngstown State, 12-8-07 (W, 64-45)
Assists/Game .....	11 by Jenna Schone, vs. Akron, 1-16-08 (W, 63-49)
Steals/Game.....	6 by Jenna Schone at UTSA, 12-29-07 (L, 89-90)
Blocked Shots .....	4 (2x's) by Stephanie Ford at Akron, 3-1-08 (W, 89-79)
Double-Doubles.....	10 — Laura Markwood 8, Jenna Schone 1, Stephanie Ford 1
20-Point Games .....	26 — Amanda Jackson 19, Jenna Schone 5, Laura Markwood 2
30-Point Games .....	4 — Amanda Jackson 3, Laura Markwood
40-Point Games .....	1 — Amanda Jackson 1

**MIAMI RECORDS WHEN**

Overall.....	20-10
MAC.....	12-4
Home.....	12-4
Away.....	8-5
Neutral .....	0-1
Overtime .....	1-2
Last 20 games.....	14-6
Last 10 games.....	9-1
Last five games .....	4-1
In games decided by 1-5 pts.....	3-4
In games decided by 6-10 pts. ....	5-1
In games decided by 11-15 pts.....	5-2
In games decided by 15 or more pts. ....	7-3
When scoring less than 60.....	0-3
When scoring 60-70.....	7-3
When scoring 71-80.....	7-3
When scoring 81 or more.....	6-1
When allowing less than 60.....	10-0
When allowing 60-70.....	5-1
When allowing 71-80.....	5-3
When allowing 81 or more.....	0-6
Leading at the half.....	14-4
Trailing at the half .....	4-5
Tied at the half .....	2-1
When outshooting opp. from field.....	16-1
When being tied or outshot from field.....	4-9
When shooting 45% or better.....	7-0
When shooting worse than 45%.....	13-10
Opponent shoots 45% or better .....	3-5
Opponent shoots worse than 45%.....	17-5
When outrebounding opponent .....	11-2
When being tied or outrebounded.....	9-8
Committing more turnovers.....	2-3
Committing same or fewer turnovers.....	18-7
Shooting more free throws .....	10-2
Shooting same or fewer free throws....	10-8
November.....	3-3
December .....	4-3
January .....	5-3
February .....	6-1
March.....	2-0
Friday.....	1-1
Saturday .....	8-5
Sunday .....	0-2
Monday.....	-
Tuesday.....	2-0
Wednesday.....	10-2
Thursday.....	-
After a win .....	12-7
After a loss .....	8-2
Red Uniforms.....	8-6
White Uniforms.....	12-4

### 2007-08 20-POINT GAMES

Player	Pts.	Game	Result
Laura Markwood	30	vs. Ohio (3-5-08)	W, 82-72 (OT)
Jenna Schone	29	at Akron (3-1-08)	W, 89-79
Amanda Jackson	20	at Akron (3-1-08)	W, 89-79
Amanda Jackson	30	at Buffalo (2-20-08)	W, 84-55
Amanda Jackson	25	vs. Ball State (2-13-08)	W, 69-58
Jenna Schone	20	vs. Western Michigan (2-9-08)	W, 73-61
Amanda Jackson	22	at Eastern Michigan (1-29-08)	W, 81-70
Jenna Schone	20	at Eastern Michigan (1-29-08)	W, 81-70
Amanda Jackson	27	vs. Northern Illinois (1-26-08)	L, 74-77
Laura Markwood	24	vs. Northern Illinois (1-26-08)	L, 74-77
Amanda Jackson	27	at Bowling Green (1-22-08)	W, 63-60
Amanda Jackson	20	at Ohio (1-19-08)	L, 55-74
Amanda Jackson	31	at Kent State (1-12-08)	W, 64-59
Amanda Jackson	27	vs. Temple (1-2-08)	W, 70-53
Amanda Jackson	43	at UTSA (12-29-07)	L, 89-90 (2OT)
Jenna Schone	20	at UTSA (12-29-07)	L, 89-90 (2OT)
Amanda Jackson	21	vs. IUPUI (12-19-07)	W, 77-56
Amanda Jackson	22	vs. Illinois State (12-16-07)	L, 69-82
Amanda Jackson	22	vs. Robert Morris (12-5-07)	W, 82-74
Amanda Jackson	29	vs. Cleveland State (12-1-07)	W, 89-71
Amanda Jackson	27	at Murray State (11-28-07)	L, 72-81
Amanda Jackson	22	at IPFW (11-24-07)	L, 74-79
Jenna Schone	20	vs. Wright State (11-21-07)	W, 63-54
Amanda Jackson	20	vs. Wright State (11-21-07)	W, 63-54
Amanda Jackson	21	vs. IUPUI (11-17-07)	W, 73-59
Amanda Jackson	29	vs. Radford (11-16-07)	W, 74-67

### 2007-08 DOUBLE-DOUBLES

Player	Pts.	Reb.	Ast.	Game	Result
Laura Markwood	15	16	—	at Akron (3-1-08)	W, 89-79
Laura Markwood	19	11	—	vs. Kent State (2-27-08)	W, 76-59
Stephanie Ford	15	11	—	vs. Bowling Green (2-23-08)	L, 66-81
Laura Markwood	24	17	—	vs. Northern Illinois (1-26-08)	L, 74-78
Laura Markwood	12	15	—	at Bowling Green (1-22-08)	W, 63-60
Laura Markwood	14	11	—	at Ohio (1-19-08)	L, 55-74
Jenna Schone	15	—	11	vs. Akron (1-16-08)	W, 63-49
Laura Markwood	12	10	—	vs. Illinois State (12-16-07)	L, 69-82
Laura Markwood	12	20	—	at Youngstown St. (12-8-07)	W, 64-45
Laura Markwood	11	13	—	vs. IUPUI (11-17-06)	W, 73-59

### 2007-08 STARTING LINEUPS

Lineup	Record
SCHONE—JACKSON—HAWKINS—WEYNANDT—MARKWOOD	1-1
SCHONE—JACKSON—HAWKINS—REED—MARKWOOD	2-2
SCHONE—JACKSON—HAWKINS—FORD—MARKWOOD	10-4
SCHONE—JACKSON—REED—FORD—MARKWOOD	4-2
SCHONE—REED—HAWKINS—FORD—MARKWOOD	0-1
SCHONE—JACKSON—DUNLAP—FORD—MARKWOOD	3-0

### THE LAST TIME MIAMI...

<b>Scored 100 Points</b> 12/21/02 at Kentucky (L, 102-108 ot)	<b>Had 25 Assists in Game</b> 11/21/06 at Wright State—25
<b>Surrendered 100 Points</b> 12/21/02 at Kentucky (L, 102-108 ot)	<b>Blocked 9 Shots in a Game</b> 2/13/08 vs. Ball State—9
<b>Scored 50 Points in a Half</b> 2/20/08 (53; second half) at Buffalo (W, 84-55)	<b>Recorded 20 Steals</b> 2/16/05 vs. Eastern Michigan—21
<b>Won in Overtime</b> 3/5/08 vs. Ohio	<b>Committed Fewer Than 10 Turnovers in a Game</b> 3/5/08 vs. Ohio—7
<b>Lost in Overtime</b> 12/29/07 at UTSA (2OT)	<b>Player Scored 30 in a Game</b> 3/5/08 Laura Markwood vs. Ohio—30
<b>Shot 60% From the Field</b> 2/14/01 at Ohio—.667/32-of-48	<b>Player Grabbed 20 Rebounds in a Game</b> 12/8/07 Laura Markwood at Youngstown St.—20
<b>Shot 50% From 3-Point Range (10 att.)</b> 3/1/08 at Akron—.538/7-of-13	<b>Player Had 10 Assists in a Game</b> 1/16/08 Jenna Schone vs. Akron—11
<b>Shot 90% From the FT Line (15 att.)</b> 1/21/04 vs. N. Illinois—1.000/17-of-17	<b>Player Blocked 5 Shots in a Game</b> 2/4/06 Amber Miller vs. Northern Illinois—6
<b>Had 50 Rebounds in a Game</b> 3/1/07 at Akron—53	<b>Player Had 7 Steals in a Game</b> 2/25/04 Amanda Jackson vs. Ball State—7

### CAREER GM. PLAYED/ GAMES STARTED

Name	GP	GS
Amanda Jackson	118	109
Laura Markwood	106	69
Jenna Schone	88	88
Ashley Hawkins	87	42
Jaclyn Leininger	84	25
Stephanie Ford	81	24
Courtney Reed	59	11
Ashleigh Brown	47	-
Chanell Ridley	36	-
Kris Coner	35	-
Briana Dunlap	30	3
Michele Weynandt	21	2

### DOUBLE FIGURE SCORING GAMES

Name	Career	Season
Amanda Jackson	91	27
Jenna Schone	54	23
Ashley Hawkins	25	4
Laura Markwood	23	11
Jaclyn Leininger	18	-
Courtney Reed	15	13
Stephanie Ford	14	10
Briana Dunlap	4	4
Ashleigh Brown	1	1
Chanell Ridley	-	-
Michele Weynandt	-	-
Kris Coner	-	-

### TIMES LEADING MIAMI IN SCORING

Name	Career	Season
Amanda Jackson	43	22**
Jenna Schone	16	8**
Jaclyn Leininger	7	-
Ashley Hawkins	5	-
Stephanie Ford	1	1*
Laura Markwood	3	2
Kris Coner	-	-
Courtney Reed	-	-
Ashleigh Brown	-	-
Chanell Ridley	-	-
Briana Dunlap	-	-
Michelle Oswalt	-	-
Michele Weynandt	-	-



# UPDATED CAREER CHARTS

## Points

1.	<b>1903</b>	<b>Amanda Jackson, 2003-pres.</b>
2.	1728	Heather Cusick, 1999-2003
3.	1608	Monica Niemann, 1991-1995
4.	1600	Mary Ann Myers, 1978-82
5.	1497	Cindi Merrill, 2002-06
6.	1413	Kim Lancaster, 2000-04
7.	1280	Jennifer Wenclewicz, 1993-97
8.	1269	Colleen Day, 2000-04
9.	1227	Julie Howell, 1988-92
10.	1226	Kris Livingston, 1979-83

## Assists

1.	596	Heather Cusick, 1999-2003
2.	445	Carrie Kent, 1993-97
3.	<b>410</b>	<b>Jenna Schone, 2005-pres.</b>
4.	394	Linda Mallender, 1981-85
5.	369	Regina Smith, 1987-91
6.	351	Heidi Blomberg, 1989-93
7.	336	Mary Ann Myers, 1978-82
8.	323	Maria Fantanarosa, 1985-89
9.	321	D'Nelle Seiple, 1988-92
10.	319	Kim Tullis, 1984-88

## Rebounds

1.	923	Monica Niemann, 1991-95
2.	815	Tonya Stubbs, 1981-85
3.	806	AuBree Hamilton, 1996-2000
4.	794	Colleen Day, 2000-04
5.	<b>727</b>	<b>Laura Markwood, 2004-pres.</b>
6.	674	Mary Kay Reeves, 1974-78
7.	659	Kim Lancaster, 2000-04
8.	600	Julie Howell, 1988-92
9.	591	Kim Smith, 2001-05
10.	575	Amy Cooley, 1979-83

## Field Goals Made

1.	<b>659</b>	<b>Amanda Jackson, 2003-pres.</b>
2.	604	Heather Cusick, 1999-2003
3.	594	Mary Ann Myers, 1978-82
4.	583	Kim Lancaster, 2000-04
5.	577	Monica Niemann, 1991-95
6.	575	Kris Livingston, 1979-83
7.	541	Cindi Merrill, 2002-06
8.	517	Gaby Downey, 1985-90
9.	504	Linda Mallender, 1981-85
10.	479	Julie Howell, 1988-92

## Field Goals Attempted

1.	<b>1656</b>	<b>Amanda Jackson, 2003-pres.</b>
2.	1473	Heather Cusick, 1999-2003
3.	1376	Cindi Merrill, 2002-06
4.	1303	Mary Ann Myers, 1978-82
5.	1219	Monica Niemann, 1991-95
6.	1209	Gaby Downey, 1985-90
7.	1176	Kris Livingston, 1979-83
8.	1127	Kim Lancaster, 2000-04
9.	1078	Maria Fantanarosa, 1985-89
10.	1031	Jennifer Wenclewicz, 1993-97

## 3-Pointers Made

1.	230	Heather Cusick, 1999-2003
2.	208	Jamie Stewart, 1996-2000
3.	205	Lisa Hayden, 1991-95
4.	182	Nicki Motto, 2002-05
5.	<b>168</b>	<b>Jenna Schone, 2005-pres.</b>
6.	144	Hollie Nelsen, 1997-01
7.	<b>140</b>	<b>Amanda Jackson, 2003-pres.</b>
8.	136	Melanie Kozlowski, 2000-04
	136	Jennifer Wenclewicz, 1993-97
	136	Carrie Kent, 1993-97

## 3-Pointers Attempted

1.	662	Heather Cusick, 1999-2003
2.	570	Jamie Stewart, 1996-00
3.	547	Nicki Motto, 2002-05
4.	534	Lisa Hayden, 1991-95
5.	<b>488</b>	<b>Jenna Schone, 2005-pres.</b>
6.	<b>466</b>	<b>Amanda Jackson, 2003-pres.</b>
7.	436	Jennifer Wenclewicz, 1993-97
8.	424	Melanie Kozlowski, 2000-04
9.	421	Hollie Nelsen, 1997-01
10.	379	Carrie Kent, 1993-97

## Free Throws Made

1.	450	Monica Niemann, 1991-95
2.	<b>445</b>	<b>Amanda Jackson, 2003-pres.</b>
3.	412	Mary Ann Myers, 1978-82
4.	331	Cindi Merrill, 2002-06
5.	321	Colleen Day, 2000-04
6.	290	Heather Cusick, 1999-2003
7.	272	Jennifer Wenclewicz, 1993-97
8.	268	Julie Howell, 1988-92
9.	247	Kim Lancaster, 2000-04
10.	244	Tonya Stubbs, 1981-85

## Free Throws Attempted

1.	609	Monica Niemann, 1991-95
2.	595	Mary Ann Myers, 1978-82
3.	<b>540</b>	<b>Amanda Jackson, 2003-pres.</b>
4.	466	Cindi Merrill, 2002-06
5.	401	Tonya Stubbs, 1981-85
6.	400	Anita Quinton, 1976-80
7.	399	Kim Lancaster, 2000-04
	399	Colleen Day, 2000-04
9.	386	Jennifer Wenclewicz, 1993-97
10.	362	Heather Cusick, 1999-03

## Free Throw Pct. (100 made)

1.	.850 (102-120)	Lisa Hayden, 1991-95
2.	.835 (177-212)	Hollie Nelsen, 1996-01
3.	.835 (268-321)	Julie Howell, 1988-92
4.	<b>.824 (445-540)</b>	<b>Amanda Jackson, 2003-pres.</b>
5.	.808 (126-156)	Meredith Shelley, 1993-97
6.	.807 (130-161)	D'Nelle Seiple, 1988-92
7.	.805 (321-399)	Colleen Day, 2000-04
8.	.801 (290-362)	Heather Cusick, 1999-2003
9.	.801 (221-276)	Jamie Stewart, 1996-00
10.	.793 (134-169)	Beth Roederer, 1999-2003

## Steals

1.	409	Mary Ann Myers, 1978-82
2.	307	Heather Cusick, 1999-2003
3.	<b>297</b>	<b>Amanda Jackson, 2003-present</b>
4.	284	Monica Niemann, 1991-95
5.	238	Jennifer Wenclewicz, 1993-97
6.	220	Heidi Blomberg, 1989-93
7.	213	Linda Mallender, 1981-85
8.	212	Kris Livingston, 1979-83
9.	209	Colleen Day, 2000-04
10.	207	Regina Smith, 1987-91

## Blocked Shots

1.	134	AuBree Hamilton, 1996-2000
2.	122	Amy Franz, 1984-88
3.	109	Linda Mallender, 1981-85
4.	92	Emily Hammond, 1994-98
5.	87	Gaby Downey, 1985-90
6.	75	Kim Lancaster, 2000-04
7.	66	Monica Niemann, 1991-95
	66	Julie Howell, 1988-92
9.	<b>65</b>	<b>Stephanie Ford, 2005-pres.</b>
10.	60	Meredith Shelley, 1993-97

## 20-Point Games

1.	<b>38</b>	<b>Amanda Jackson, 2003-present</b>
2.	32	Heather Cusick, 1999-2003
3.	25	Cindi Merrill, 2002-06
4.	18	Mary Ann Myers, 1978-82
5.	16	Linda Mallender, 1981-85
6.	16	Monica Niemann, 1991-95
7.	13	Kim Lancaster, 2000-04
	13	Colleen Day, 2000-04
9.	11	Jennifer Wenclewicz, 1993-97
	11	Jamie Stewart, 1996-00

## Double-Doubles

1.	35	Monica Niemann, 1991-95
2.	24	AuBree Hamilton, 1996-00
3.	23	Tonya Stubbs, 1981-85
4.	16	Colleen Day, 2000-04
5.	14	Arlethia Porter, 1980-84
6.	<b>12</b>	<b>Laura Markwood, 2004-pres.</b>
7.	11	Kim Lancaster, 2000-04
8.	9	Meredith Shelley, 1993-97
9.	8	LaRae Pettit, 1983-87
10.	6	Cindi Merrill, 2002-06
	<b>6</b>	<b>Jaelyn Leininger, 2004-pres.</b>

<b>GAME 1</b>	
<b>Miami</b>	<b>50</b>
<b>Notre Dame</b>	<b>98</b>
Nov. 9, 2007 • Notre Dame, IN (WNIT)	

In its opener of the 2007-08 season, Miami University's women's basketball team fell to Notre Dame in the opening round of the WNIT, 98-50.

The Fighting Irish hit six of their first seven shots out of the gates to take a 12-2 lead over the RedHawks with 16:56 remaining in the first half. Two free throws by senior guard Amanda Jackson kept the RedHawks within 10 points, 14-4, but Miami went scoreless over the next 5:17 and Notre Dame extended its lead to 30-4. Trailing 36-8, a three-point play by senior forward Laura Markwood and five more points by Jackson, including a three-pointer from the left wing, led Miami on a 10-0 run to cut its deficit to 36-18 with 6:03 left to play in the first half. A trey by Reed at the 5:24 mark and two free throws by Markwood with five seconds remaining would be all of the scoring for the rest of the half as the RedHawks trailed, 48-23, entering halftime.

Consecutive lay-ups out of the gate by Jackson and junior guard Courtney Reed followed by a trey from the right wing by junior guard Jenna Schone, with 18:34 to play in the second half, made the score 30-50 and gave the RedHawks a spark coming out of the half. From that point, the Fighting Irish went on a 21-3 run, giving Notre Dame a 71-33 lead at the 10:58 mark. Down the stretch, the Irish pulled away and the RedHawks dropped its opener, 98-50.

Schone led the RedHawks with 16 points and Markwood finished with five points and a game-high 12 rebounds. Miami held its own on the glass and grabbed 24 offensive rebounds in the game.

<b>GAME 2</b>	
<b>Radford</b>	<b>67</b>
<b>Miami</b>	<b>74</b>
Nov. 16, 2007 • Oxford, OH (WNIT)	

22 second-half points by senior guard Amanda Jackson and 10 second-half points by sophomore guard Courtney Reed led the RedHawks to a come-from-behind victory over Radford in the WNIT.

The Redhawks started off hitting only two of its first nine shots, while Radford started out 4-of-7 from the field as the Highlanders took an 8-5 lead into the first media timeout. A three-pointer by junior guard Jenna Schone at the 11:53 mark brought the RedHawks within one point, 11-10, which was Schone's 100th three-point field goal of her career. The Highlanders went on a 7-0 run of their own to regain a 25-19 advantage with 3:13 to play and their six-point lead stayed intact, as Radford went into the locker room up 29-23.

Jackson orchestrated the Miami offense in the first two minutes of the second half by getting to the line and hitting a pair of free throws, as well as finding Reed in the lane for two lay-ups. Two more buckets by Jackson tied the game at 35-35 with 16:27 remaining in the game. After a Schone lay-up brought Miami within one point, 42-43, at the 13:10 mark, a trey by Walker extended the Highlander lead to 46-42 heading into the under 12-minute media timeout. Reed provided a spark off the bench as she put in three consecutive lay-ups, putting Miami ahead, 48-46. Another Reed fast break lay-up followed by an assist from Reed to Jackson for an easy transition bucket extended Miami's lead to 52-47. After Radford closed to within two points, 55-53, three baskets by Jackson, including a trey from the right wing, gave Miami its largest lead of the game, 62-53, with 3:39 remaining in the second half. Miami's lead would hold down the stretch as the RedHawks defeated the Highlanders, 74-67.

<b>GAME 3</b>	
<b>IUPUI</b>	<b>59</b>
<b>Miami</b>	<b>73</b>
Nov. 17, 2007 • Oxford, OH (WNIT)	

In the final game of the WNIT, Miami had five players score in double figures as the RedHawks defeated the IUPUI Jaguars, 73-59.

Strong defensive ball pressure and rebounding coupled with good offensive execution gave the RedHawks a six-point lead at the first media timeout. Junior guard Ashley Hawkins scored off an 18-foot jumper in the first six seconds and junior guard Courtney Reed connected on back-to-back lay-ups to give Miami a 6-0 lead with 15:47 to play in the first half. Two free throws by senior forward Laura Markwood gave Miami a four-point lead, 10-6, but a seven-point spurt by IUPUI pushed the Jaguars ahead, 13-10, with 9:44 remaining in the half. From that point, Miami went on a 20-4 run to extend its lead to 30-17 at the 3:35 mark of the first half. During the run, junior guard Jenna Schone connected on two three-pointers and junior forward Stephanie Ford collected five points to pace Miami during its spurt. Miami headed into halftime with a 39-38 lead.

After Miami scored five consecutive points out of the half to take a 16-point lead, 44-28, the Jaguars went on a 10-0 run to close within 39-44 at the 13:17 mark. Holding on to a five-point lead, back-to-back three-pointers from Jackson and Hawkins helped push the RedHawk lead back to nine points, 52-43. Up 61-49, a trey by Markwood followed by a Jackson floater gave the RedHawks a 14-point lead, 63-49 heading into the final eight minutes of the game. Two Cunningham free throws left the Jaguars down 11 points, 63-53, and five consecutive points by Jackson gave Miami its biggest lead of the game, 70-52. From that point, Miami cruised to a 73-59 win.

Miami	FG	3PT	FT	RB	PTS	A	S	MIN
Weynandt, F	1-3	0-0	0-0	1	2	0	0	11
Markwood, F	1-5	0-0	3-6	12	5	0	2	27
Jackson, G	2-11	1-4	4-4	3	9	1	2	27
Schone, G	7-19	2-9	0-0	5	16	2	1	36
Hawkins, G	0-6	0-2	1-2	1	1	1	0	25
Ridley	0-2	0-0	0-0	3	0	1	0	22
Reed	5-12	1-3	0-1	2	11	1	3	21
Dunlap	2-7	0-2	0-0	2	4	1	0	17
Ford	1-3	0-0	0-1	4	2	0	0	14
team				9				
	19-68	4-20	8-14	42	50	7	8	200
	.279	.200	.571					

ND	FG	3PT	FT	RB	PTS	A	S	MIN
Williamson, C	3-6	0-0	0-0	9	6	2	0	18
Gaines, G	3-8	0-0	1-4	2	7	5	0	20
Allen, G	4-10	0-0	0-1	6	8	4	1	20
Barlow, G	8-14	1-5	2-2	4	19	2	2	29
Schrader, G	10-12	0-0	0-0	1	20	3	1	17
Tsipis	1-1	0-0	1-2	1	3	0	0	5
Peters	2-3	0-0	2-2	8	6	2	1	15
Mallory	2-9	2-7	0-0	7	6	1	2	28
Lechlitner	4-7	2-3	0-0	1	10	6	0	24
Bruszewski	1-2	0-0	0-0	0	2	1	0	9
D'Amico	3-4	0-0	5-6	5	11	1	1	15
team				5				
	41-76	5-15	11-17	49	98	27	8	200
	.539	.333	.647					

<b>Miami</b>	23	27	-	50
<b>Notre Dame</b>	48	50	-	98

RU	FG	3PT	FT	RB	PTS	A	S	MIN
Darden, F	2-3	0-0	0-0	10	4	1	0	27
Fertitta, F	6-10	3-3	2-6	7	17	0	1	32
Moton, G	5-12	1-3	3-7	3	14	1	2	30
Pullen, G	4-10	0-0	2-4	1	10	1	1	27
Walker, G	5-10	3-6	1-2	6	14	5	3	36
Wood	0-5	0-3	2-4	1	2	0	0	17
Porter	0-1	0-0	0-0	0	0	1	1	6
White	2-5	2-4	0-0	2	6	0	0	14
Leeper	0-0	0-0	0-0	0	0	0	0	11
team				6				
	24-56	9-19	10-23	36	67	9	8	200
	.429	.474	.435					

Miami	FG	3PT	FT	RB	PTS	A	S	MIN
Weynandt, F	0-0	0-0	0-0	2	0	0	1	9
Markwood, F	1-3	0-2	0-0	16	2	1	2	29
Jackson, G	11-23	2-6	5-6	7	29	4	4	36
Schone, G	5-14	3-6	3-6	1	16	3	0	37
Hawkins, G	1-9	0-2	0-0	2	2	4	1	24
Ridley	0-0	0-0	0-0	1	0	0	1	13
Reed	8-11	0-1	0-1	3	16	2	4	19
Dunlap	0-0	0-0	0-0	0	1	0	0	4
Ford	2-3	0-0	0-0	7	8	0	1	29
team				3				
	28-63	5-17	13-19	42	74	14	14	200
	.444	.294	.684					

<b>Radford</b>	29	38	-	67
<b>Miami</b>	23	51	-	74

IUPUI	FG	3PT	FT	RB	PTS	A	S	MIN
Cann, F	4-9	0-0	3-9	7	11	2	1	33
Whitted, F	3-7	0-3	0-0	7	6	0	0	18
Cook, G	0-3	0-0	0-0	2	0	0	0	13
Cunningham, G	6-11	0-0	14-15	4	26	1	1	33
Tate, G	0-3	0-0	0-0	3	0	2	0	32
Conner	3-5	0-0	1-1	0	7	2	1	24
Bennett	0-0	0-0	0-0	0	0	0	0	1
Ransom	2-3	0-1	0-0	0	4	0	0	12
James	2-5	1-3	0-0	2	5	1	1	29
Stackhouse	0-1	0-0	0-0	1	0	0	1	5
team				5				
	20-47	1-7	18-25	31	59	8	5	200
	.426	.143	.720					

Miami	FG	3PT	FT	RB	PTS	A	S	MIN
Reed, F	4-7	0-0	2-5	2	10	5	1	25
Markwood, F	2-7	1-2	6-8	13	11	1	2	33
Jackson, G	7-11	5-7	2-3	3	21	3	1	36
Schone, G	3-8	3-4	1-4	1	10	4	1	37
Hawkins, G	6-9	2-3	0-2	3	14	3	1	33
Ridley	0-2	0-0	2-2	2	2	0	0	17
Dunlap	0-1	0-1	0-0	1	0	0	0	4
Weynandt	0-0	0-0	0-0	0	0	0	0	2
Ford	2-2	0-0	1-2	3	5	0	0	13
team				3				
	24-47	11-17	14-26	31	73	16	6	200
	.511	.647	.538					

<b>IUPUI</b>	28	31	-	59
<b>Miami</b>	39	34	-	73

**GAME 4**

**Wright State 54**  
**Miami 63**

Nov. 21, 2007 • Oxford, OH

A 13-0 second-half run and 15 second-half points from junior guard Jenna Schone led Miami University's women's basketball team back from a three-point halftime deficit to a 63-54 win over Wright State.

Miami went the first 4:45 without a bucket until a shot in the lane by junior guard Ashley Hawkins dropped and left the RedHawks trailing, 8-2. Great defense by Miami held the Raiders scoreless for the next six minutes and a three-pointer by junior guard Jenna Schone gave Miami its first lead of the game, 9-8, with 10:56 to play. Over the next 7:44, the RedHawks only connected on one field goal and the Raiders took advantage by going on a 13-2 run, taking a 21-11 lead with 3:14 to play in the first half. Just as it looked that Wright State would have the final shot of the half, Hawkins swiped the ball from Wright State and found Jackson streaking down the lane for a lay-up with four seconds left and the RedHawks went into the half down 21-24.

Schone put the RedHawks on her shoulders and scored the first nine RedHawk points of the second half leading Miami to a 30-27 lead with 16:50 to play in the second half. Wright State responded by hitting two treys in the next 1:19 en route to an 8-0 run and a 35-30 lead at the 15:31 mark, forcing a Miami timeout. Miami rallied to tie the game at 35-35 and 42-42, before two pull-up jumpers and a lay-up by Jackson and a turn-around jumped by junior forward Stephanie Ford put Miami in front, 51-46, at the 6:45 mark of the second half. Miami went on to defeat Wright State, 63-54.

Jackson and Schone led Miami with 20 points a piece, marking the first time this season that Miami had two players finish with 20 or more points.

**GAME 5**

**Miami 74 (OT)**  
**IPFW 79**

Nov. 24, 2007 • Fort Wayne, IN

Unable to register a field goal in overtime, the Miami University women's basketball team fell at IUPFW, 79-74.

The RedHawks were outscored 7-2 in the extra time after Amanda Jackson, who led MU with 22 points in the contest, fouled out with under a minute remaining in regulation. The RedHawks shot just 32 percent from the floor while IPFW hit 40 percent of their shots. Miami did manage to rebound the Mastodons, 27-23.

Laura Markwood had 15 points, while Courtney Reed added 11, and Ashley Hawkins chipped in 10. Stephanie Ford totaled 16 rebounds to lead all players, and scored seven points.

The teams were knotted at 34-34 after one period of play. Miami had jumped out to a six-point lead after a Jackson triple nine minutes into the game, but the Mastodons clawed their way back into the game and tied the score just before the half on a Chelsey Jackson jumper.

A Markwood three-pointer with 6:33 remaining in the second half gave the RedHawks a six-point lead, but a 9-2 IUPFW run over the next four minutes kept the game very close. After a Carlisle-Lewis jumper tied the score at 72-72, the teams exchanged turnovers and missed shots to send the game into the extra period.

Overtime remained scoreless until a Jordan Zuppe triple gave the Mastodons the lead. Miami was unable to respond with a field goal in overtime, settling for two Reed free throws as their only points of the extra time.

**GAME 6**

**Miami 72**  
**Murray State 81**

Nov. 28, 2007 • Murray, KY

The RedHawks lost despite carrying a 43-34 lead into intermission. Miami was outshot at the free throw line 22-to-5 in the second half by the Racers and shot just 34% from the floor in the final period, while committing 20 turnovers with 12 of those coming in the second half.

Amanda Jackson led Miami with 27 points on 10-of-17 shooting with three triples. Jenna Schone hit for 16 points despite playing the second half in foul trouble, while Stephanie Ford had 16 points of her own. Ashley Hawkins, a guard, led Miami with eight rebounds.

The RedHawks outrebounded Murray State 41-37 and shot just slightly better, 41.9% to 41.3%, for the game.

WSU	FG	3PT	FT	RB	PTS	A	S	MIN
Duncan, F	1-3	0-0	1-2	3	3	0	0	27
Lewis, F	4-7	3-6	1-2	1	12	3	0	31
Crayton, F	4-10	0-0	3-6	9	11	1	0	25
Ward, G	3-11	2-4	4-4	4	12	3	2	36
Peddy, G	4-11	2-6	2-2	3	12	2	5	33
Lowe	0-1	0-0	0-0	0	0	0	0	2
Parrish	1-2	0-0	0-0	3	2	1	1	17
Dixon	0-1	0-0	0-0	3	0	0	1	14
Scott	1-2	0-0	0-0	0	2	0	0	10
Hall	0-0	0-0	0-0	0	0	0	0	5
team				6				
	18-48	7-16	11-16	32	54	10	9	200
	.375	.438	.688					

Miami	FG	3PT	FT	RB	PTS	A	S	MIN
Reed, F	1-2	0-0	1-3	4	3	1	4	25
Markwood, F	2-4	0-0	0-1	6	4	1	1	36
Jackson, G	6-17	1-9	7-10	6	20	4	5	35
Schone, G	8-14	3-5	1-2	2	20	1	2	39
Hawkins, G	3-5	1-2	0-0	0	7	2	3	26
Ridley	1-1	0-0	0-0	1	2	1	0	11
Dunlap	0-0	0-0	0-0	0	0	0	0	2
Weynandt	0-0	0-0	0-0	0	0	0	0	2
Ford	2-2	0-0	3-4	6	7	0	1	24
team				2				
	23-45	5-16	12-20	27	63	10	16	200
	.511	.313	.600					

WSU	24	30	-	54
MIAMI	21	42	-	63

Miami	FG	3PT	FT	RB	PTS	A	S	MIN
Jackson, G	8-21	1-3	5-5	5	22	2	3	29
Schone, G	3-21	0-5	3-3	3	9	5	3	42
Hawkins, G	4-9	2-3	0-2	5	10	1	2	39
Reed, F	3-7	0-1	5-8	6	11	1	2	31
Markwood, F	6-12	1-3	2-4	9	15	0	2	36
Ridley	0-2	0-0	0-0	1	0	0	0	5
Dunlap	0-2	0-2	0-0	0	0	0	0	6
Ford	2-7	0-1	3-4	16	7	1	2	32
Brown	0-0	0-0	0-0	0	0	0	0	5
team				6				
	26-81	4-18	18-26	51	74	10	14	225
	.321	.222	.692					

IPFW	FG	3PT	FT	RB	PTS	A	S	MIN
Lewis-Carlisle, G	10-23	2-7	6-7	6	28	1	1	39
O'Connell, G	0-0	0-0	2-2	1	2	1	1	13
Zuppe, G	2-7	2-6	3-5	3	9	1	1	32
Moen, F	2-4	0-0	0-0	3	4	0	0	14
Edwards, F	5-9	2-5	3-4	7	15	1	0	42
Thieke	1-6	0-4	2-2	3	4	0	0	16
Jackson	1-3	0-1	2-4	1	4	0	0	9
Haluska	0-0	0-0	0-2	2	0	0	0	19
Reed	0-0	0-0	0-0	1	0	1	0	6
Moore	1-1	0-0	0-0	1	2	0	0	8
Roberts	1-4	0-0	9-10	9	11	1	1	27
team				8				
	23-57	6-23	27-36	45	79	6	4	225
	.404	.261	.750					

Miami	34	38	2	-	74
IPFW	34	38	7	-	79

Miami	FG	3PT	FT	RB	PTS	A	S	MIN
Markwood, F	0-3	0-0	0-0	7	0	0	3	34
Ford, C	7-13	0-1	2-2	6	16	1	0	26
Jackson, G	10-17	3-5	4-5	2	27	3	0	38
Schone, G	5-14	3-8	3-4	4	16	7	1	30
Hawkins, G	3-9	0-1	1-2	8	7	3	0	34
Reed	1-5	0-1	4-4	7	6	3	0	22
Dunlap	0-1	0-0	0-0	0	0	0	0	7
Weynandt	0-0	0-0	0-1	2	0	1	0	9
team				5				
	26-62	6-16	14-18	41	72	18	4	200
	.419	.375	.778					

MURR. ST.	FG	3PT	FT	RB	PTS	A	S	MIN
Hayes, G	10-16	0-2	3-4	9	23	2	2	38
Brown, G	5-8	0-0	5-5	5	15	0	1	28
Guffey, G	5-13	2-6	3-5	3	15	5	2	30
Petty, F	2-8	1-4	7-8	4	12	1	3	33
Lee, F	4-12	3-5	4-6	5	15	4	2	36
Matthews	0-4	0-0	0-0	5	0	2	0	14
Lockett	0-0	0-0	0-0	0	0	0	0	2
Jackson	0-0	0-0	0-0	0	0	0	0	5
Thornton	0-1	0-0	0-0	3	0	0	1	7
Guffey	0-1	0-1	0-0	0	0	1	0	6
Bell	0-0	0-0	1-2	0	1	0	0	1
team				4				
	26-63	6-23	27-36	37	79	15	11	200
	.413	.333	.767					

Miami	43	29	-	72
MurrayState	34	47	-	81

<b>GAME 7</b>	
<b>Cleveland State</b>	<b>71</b>
<b>Miami</b>	<b>89</b>
Dec. 1, 2007 • Oxford, OH	

Despite falling behind, 7-0, to begin the contest, the Red and White rallied together to end the game's first 20 minutes with a three-point edge, 39-36. Trailing for much of the first half, the RedHawks pulled even, 25-25, at the 7:52 mark courtesy of a three-pointer by freshman guard Briana Dunlap (Country Club Hills, Ill./Hillcrest).

Cleveland State led by as many as 11 points during the first frame, taking a 25-14 advantage at the halfway mark of 10:02. The lead was shortlived, however, as the RedHawks rattled off 11 straight points to tie it up on Dunlap's trey. During the 11-0 Miami run, junior guard Jenna Schone (Pickerington, Ohio/Pickerington North) hit two three-pointers and sophomore guard Ashleigh Brown (Delaware, Ohio/Delaware Hayes) also knocked in a deuce.

The second half continued in much the same fashion as the first half ended; Miami extending its lead on 7-of-14 shooting from behind the three-point arc. Dunlap knocked down three more treys in the stanza to help the Red and White build a 13-point advantage, 65-50.

Jackson hit a three-pointer at 6:01 to give Miami a 73-60 lead and on the very next trip down the court drove in for a layup to up the advantage to 75-60. Cleveland State responded with a layup of its own but was thwarted by five more points from Jackson, giving the RedHawks an 80-62 lead.

The Vikings never got any closer than 16 points over the game's final four minutes, as the Red and White cruised to the 18-point victory. Jackson led the charge in the second half on 7-of-11 shooting for 18 second-half points and finished with 12 field goals, tying her career high.

<b>GAME 8</b>	
<b>Robert Morris</b>	<b>74</b>
<b>Miami</b>	<b>82</b>
Dec. 5, 2007 • Oxford, OH	

In a game that pitted two of the country's top eight scorers, Robert Morris' Sade Logan and Miami senior guard Amanda Jackson, Logan out-scored Jackson putting in 33 points compared to Jackson's 22 points, but it was the RedHawks that prevailed, 82-74, in an up-tempo contest. The RedHawks improved to 5-0 at home this season, the first time since the 1996-97 season that Miami has started 5-0 at home.

An offensive putback and a pull-up jumper by senior forward Laura Markwood started the Miami scoring and a three-pointer by junior guard Ashley Hawkins gave the RedHawks an 8-2 lead at the 16:48 mark of the first half. After Robert Morris hit its first field goal with 15:29 to play in the first half, back-to-back buckets in the lane by the Colonials' Psyche Butler knotted the game, 10-10, with 11:06 remaining. Starting with a trey from the left wing by Jackson, the RedHawks went on a 13-0 surge to give Miami a 23-10 lead with 8:23 to play in the first half. Still leading by 11 points, a three-pointer by junior guard Jenna Schone at the 2:48 mark gave Miami its biggest lead of the half, 35-21. In the final 30 seconds, the Colonials rattled off five straight points, cutting their deficit to just seven points, 30-37, entering the half.

Miami struggled from the field in the opening six minutes of the second half and the Colonials took advantage and closed within one point, 40-41, at the 13:15 mark of the second half. Jackson scored the next six points for Miami and the RedHawks took a 47-45 lead. Logan hit five three-pointers, pushing Robert Morris ahead, 70-69, with 2:52 to play. Reed and Jackson combined to score 12 of Miami's final 13 points as Miami defeated Robert Morris, 82-74.

<b>GAME 9</b>	
<b>Miami</b>	<b>64</b>
<b>Youngstown St.</b>	<b>45</b>
Dec. 8, 2007 • Youngstown, OH	

A career-high 20 rebounds by senior forward Laura Markwood led Miami to a 64-45 win over Youngstown State.

Six points by Markwood and a lay-up by senior guard Amanda Jackson led the RedHawks out of the gate and Miami took an 8-2 lead at the 16:35 mark of the first half. The RedHawks kept the pressure on the Penguins and a lay-up from the left block by junior center Stephanie Ford put Miami up 20-8, with 9:31 remaining in the half. Another lay-up by Ford at the 8:54 mark of the half established a 22-11 lead, but that would be the last points the RedHawks scored in the half. During the final 8:54 of the half, the Penguins rattled off 13 straight points, including a lay-up with four seconds left in the half, to take a 24-22 lead into the half.

Trailing by two coming out of the half, Miami's defensive pressure forced turnovers and the RedHawks were firing on all cylinders. After an Ashley Pendleton jumper put Youngstown State up 28-24, the RedHawks went on a 13-2 run and took a 37-30 lead with 13:34 to play in the second half. After two more free throws by Pendleton cut the Youngstown State deficit to five points, 32-37, another 12-2 run by Miami expanded the RedHawk lead to 47-34, with 9:55 remaining. Miami executed well down the stretch and a Ford lay-up put Miami up 60-40, its largest lead of the game, and the RedHawks went on to defeat the Penguins, 64-45.

Markwood finished with 12 points and 20 rebounds, her second double-double of the season and it was the first time since 1998 that a player grabbed 20 rebounds in a game (11/4/98 - AuBree Hamilton). Junior guard Jenna Schone led Miami with 15 points.

CSU	FG	3PT	FT	RB	PTS	A	S	MIN
Butler, F	9-10	1-1	2-2	4	21	2	1	26
Hoying, F	2-5	1-2	0-0	2	5	0	1	19
Roque, A., G	1-3	0-1	0-0	0	2	3	0	28
Korth, G	4-9	4-9	1-2	4	13	3	2	34
Klein, G	5-12	0-0	7-7	4	17	5	1	34
Garland	1-2	0-1	0-0	2	2	1	1	10
Miller	1-3	0-0	1-2	9	3	2	0	23
Crosley	3-3	0-0	0-2	3	6	2	0	13
Hayes	0-0	0-0	0-0	0	0	0	0	1
Roque, J.	1-6	0-1	0-0	1	2	1	0	12
team				3				
	27-53	6-15	11-15	32	71	19	6	200
	.509	.400	.733					

Miami	FG	3PT	FT	RB	PTS	A	S	MIN
Markwood, F	2-4	0-0	2-5	13	6	1	3	29
Ford, C	1-1	0-0	1-1	5	3	2	1	26
Jackson, G	12-21	3-9	2-2	4	29	6	4	32
Schone, G	5-13	4-10	5-6	1	19	9	0	38
Hawkins, G	2-8	0-1	2-2	0	6	2	1	25
Ridley	0-0	0-0	0-0	0	0	0	0	2
Reed	1-4	0-1	0-0	1	2	1	0	10
Dunlap	4-7	4-5	2-3	1	14	1	2	17
Brown	4-5	1-1	1-2	5	10	0	0	21
team				3				
	31-63	12-27	15-21	33	89	22	11	200
	.492	.444	.714					

CSU	36	35	-	71
MIAMI	39	50	-	89

RMU	FG	3PT	FT	RB	PTS	A	S	MIN
Nesbit, F	2-15	0-0	5-6	10	9	1	0	36
Ike, F	0-0	0-0	0-0	0	0	0	0	2
Logan, G	12-30	8-13	1-1	1	33	0	2	37
Williams, G	4-10	0-1	0-0	5	8	4	0	37
Butler, G	5-11	0-0	0-0	10	10	2	2	40
Pace	6-7	0-0	2-2	4	14	4	2	38
Cunningham	0-0	0-0	0-2	0	0	0	0	3
Dukes	0-0	0-0	0-0	2	0	0	0	3
Edwards	0-2	0-0	0-0	0	0	0	0	4
team				7				
	29-75	8-14	8-11	39	74	11	6	200
	.387	.571	.727					

Miami	FG	3PT	FT	RB	PTS	A	S	MIN
Markwood, F	2-2	0-0	0-0	7	4	2	0	24
Ford, C	3-4	0-0	3-4	9	9	0	1	32
Jackson, G	7-19	1-7	7-8	3	22	3	1	28
Schone, G	7-13	3-7	2-3	3	19	9	1	37
Hawkins, G	3-12	1-2	1-2	2	8	1	0	25
Ridley	0-1	0-0	0-0	3	0	1	0	11
Reed	5-7	2-2	3-4	0	15	1	1	18
Dunlap	1-5	1-2	0-0	3	3	0	0	13
Brown	1-2	0-0	0-0	3	2	1	0	12
team				14				
	29-65	8-20	16-21	47	82	18	4	200
	.446	.400	.762					

RMU	30	44	-	74
MIAMI	37	45	-	82

Miami	FG	3PT	FT	RB	PTS	A	S	MIN
Markwood, F	5-10	0-1	2-4	20	12	0	4	30
Ford, C	6-10	0-0	0-0	9	12	1	0	32
Jackson, G	3-17	1-4	5-9	4	12	3	1	28
Schone, G	5-16	2-9	3-4	0	15	4	2	37
Reed, G	2-6	0-1	0-1	8	4	2	0	21
Hawkins	1-3	1-1	2-2	0	5	4	0	27
Ridley	0-1	0-0	0-0	4	0	0	0	5
Dunlap	0-4	0-1	2-2	2	2	0	0	8
Weynandt	0-0	0-0	0-0	0	0	0	0	0+
Brown	0-4	0-0	2-2	2	2	0	0	11
team				8				
	29-65	4-17	16-24	57	64	14	7	200
	.310	.235	.667					

YSU	FG	3PT	FT	RB	PTS	A	S	MIN
Schloemp, F	0-4	0-1	0-0	5	0	1	0	12
Pendleton, C	3-12	0-0	6-8	11	12	0	1	35
Branson, G	0-4	0-0	1-2	0	1	4	1	34
Gurganus, G	4-8	0-0	0-0	9	8	2	0	31
Karner, G	2-16	0-7	0-0	3	4	1	1	28
Mowen	0-1	0-0	0-0	0	0	0	0	4
Scott	4-6	0-1	4-6	4	12	0	0	23
Vaughn	2-4	1-2	0-0	1	5	1	0	16
Roscoe	1-3	1-2	0-0	0	3	0	0	7
LaFleur	0-2	0-0	0-0	2	0	0	0	10
team				7				
	16-60	2-13	11-16	42	45	9	3	200
	.267	.154	.688					

MIAMI	22	42	-	64
YSU	24	21	-	45

**GAME 10**

**Illinois State 82**  
**Miami 69**

Dec. 16, 2007 • Oxford, OH

Miami closed to within six points with 10:00 remaining in the second half after trailing by 18 points at the half, but the RedHawks were unable to come up with the victory as the Illinois State Redbirds defeated Miami, 82-69.

Illinois State jumped out to a 7-0 lead, but the RedHawks used a 7-0 run of their own to knot the game at the 16:39 mark of the first half. A jumper by senior forward Laura Markwood with 13:11 to play in the half kept the RedHawks within two points, 12-14, but Miami scored just two points over the next 6:35 and the Redbirds went on a 17-2 run that gave Illinois State a 31-16 lead at the 6:36 mark. Five points down the stretch by freshman guard Briana Dunlap left the RedHawks trailing by 18 points, 29-47, at the half. The Redbirds hit 18-of-35 (51.4 percent) attempts and three Redbird players scored in double-figures in the first half.

10 straight points by senior guard Amanda Jackson and a fast break lay-up by junior guard Ashley Hawkins led a Miami charge that brought Miami within eight points, 41-49, just four minutes into the second half. Miami kept pecking away at the Illinois State lead and a jumper by Markwood with 10:00 to play in the game made the score 55-61, which was the closest the RedHawks had been since trailing, 12-18, at the 11:30 mark of the first half. Miami would not get any closer as the Redbirds defeated the RedHawks, 82-69.

Jackson scored 18 of her 22 points in the second half and it was the eighth time this season that she has scored 20 points in a game. Junior guard Jenna Schone finished with 14 points and seven assists, while Markwood notched her second straight double-double with 12 points and 10 rebounds.

**GAME 11**

**IUPUI 56**  
**Miami 77**

Dec. 19, 2007 • Oxford, OH

Senior guard Amanda Jackson became just the fourth player in Miami history to collect 1,500 points as her 21-point scoring effort led the RedHawks to a 77-56 win over IUPUI.

After the Jaguars took an early 4-3 lead, Miami went on a 14-0 run to break the game open and take a 17-4 lead at the 11:50 mark of the first half. During the run, Jackson and senior forward Laura Markwood contributed five points and four points, respectively. Two free throws by Jackson and a fast-break lay-up by junior guard Jenna Schone extended the Miami lead to 32-17, which was the largest Miami lead of the half. A Jackson floater in the lane with 15 seconds remaining in the half gave Miami a 34-21 lead heading into halftime.

The RedHawks opened up the second half on a 10-2 run as Jackson and Schone combined for eight points to up the Miami lead to 19 points, 40-21. Still holding a 19-point advantage, a three-pointer by sophomore guard Courtney Reed, a jumper from the left baseline by Briana Dunlap, and a pair of free throws by freshman forward Michele Weynandt gave the RedHawks a 56-30 lead with 13:55 to play in the second half. Buckets by Jackson at the 11:35 mark and 3:54 mark gave her 20-plus points for the ninth time this season and moved her to 1,500 career points, becoming just the fourth Miami player to reach 1,500 points for her career. After the Jackson bucket at the 3:54 mark put Miami up 72-47, the RedHawks cruised to a 77-56 victory, its largest margin of victory on the season.

Jackson finished with a game-high 21 points and eight rebounds, while Reed finished with 14 points and a career-high nine rebounds. Schone was one point shy of a double-double as she scored nine points and dished out a season-high 10 assists.

**GAME 12**

**Miami 89**  
**UTSA 90**

Dec. 29, 2007 • San Antonio, TX (2OT)

Senior guard Amanda Jackson set a Miami single-game record and career-high with 43 points, but it wasn't enough as the RedHawks fell to Texas-San Antonio in double-overtime, 89-90. Jackson's 43 points surpassed Kim Lancaster's 40 points against Ball State on March 6, 2001.

Miami started the game sharp as six consecutive points by Jackson and a pair of free throws by sophomore guard Courtney Reed gave the RedHawks an 8-3 advantage with 15:52 to play in the first half. After UTSA closed within one point, 16-15, at the 10:59 mark, a three-point play by Reed and a pair of free throws by senior forward Laura Markwood extended the RedHawk lead to six points, 21-15, with 9:09 to play in the first half. A mini UTSA run tied the game at 24-24 and the Roadrunners hit back-to-back three-pointers to cap an 8-0 run, giving UTSA a 32-24 lead with 2:25 to play. Miami closed the half on a 5-2 spurt that sent the RedHawks into the half trailing, 29-34.

Five straight points out of the half by Jackson sparked a 7-2 run by the RedHawks, which erased the half-time deficit and tied the game at 36-36 with 17:46 remaining in the game. Miami stayed within striking distance for the remainder of the half until a runner in the lane by Schone banked in to send the game into overtime, 72-72.

Trailing 74-76 in overtime, Schone fed Jackson in the post and Jackson hit the bucket and hit a free throw to give Miami a 77-76 lead. The game was tied at 79-79 until UTSA hit one-of-two free throws to take an 80-79 lead. Just like in regulation, Schone drove to the hole, but this time she got fouled with .03 seconds left on the clock. The first free throw rattled out, but she knocked down the second free throw, sending the game into double overtime, Miami's first ever double overtime game in program history.

In double overtime, Jackson scored all seven of Miami's points, but it was a three by Stark that put UTSA ahead, 90-89, with 10 seconds to play. Just like in regulation and overtime, Schone drove to the basket and missed a runner, Jackson tipped back the miss and it hung on the rim before dropping off the side of the iron as the RedHawks fell to the Roadrunners, 89-90.

ISU	FG	3PT	FT	RB	PTS	A	S	MIN
Bracey, F	7-10	0-0	2-2	11	16	1	0	29
Lewis, C	6-8	0-0	8-8	5	20	2	2	29
Cirone, G	5-11	2-5	5-6	5	17	5	1	37
Hudson, G	2-5	1-1	0-0	1	5	4	0	26
Krick, G	6-13	0-4	0-0	4	12	3	1	35
Banks	0-0	0-0	0-0	0	0	0	0	1
Clifton	0-0	0-0	0-0	0	0	0	0	1
Shelton	0-2	0-0	2-2	2	2	2	1	12
Jackson	1-1	0-0	0-0	4	2	0	0	11
Singleton	2-5	0-3	0-0	0	4	1	0	9
Johnson	2-3	0-0	0-2	4	4	0	0	10
team				4				
	31-58	3-13	17-20	40	82	18	5	200
	.534	.231	.850					

Miami	FG	3PT	FT	RB	PTS	A	S	MIN
Markwood, F	4-9	1-1	3-4	10	12	0	1	27
Ford, C	2-4	0-0	0-1	4	4	0	2	27
Jackson, G	8-16	2-5	4-6	4	22	0	1	27
Schone, G	6-18	1-3	1-2	2	14	7	1	37
Hawkins, G	2-13	0-6	0-0	4	4	3	1	33
Ridley	0-1	0-0	0-0	1	0	0	2	16
Reed	3-4	0-0	0-0	2	6	0	1	17
Dunlap	2-5	1-3	2-2	1	7	0	0	12
Brown	0-1	0-0	0-0	1	0	0	0	4
team				8				
	27-71	5-18	10-15	37	69	10	9	200
	.380	.278	.667					

ISU	47	35	-	82
MIAMI	29	40	-	69

IUPUI	FG	3PT	FT	RB	PTS	A	S	MIN
Cann, F	6-12	0-0	1-1	13	13	1	2	32
Whitted, F	2-6	0-0	0-0	4	4	0	0	11
Cook, G	3-6	0-3	0-0	2	6	2	0	30
Conner, G	0-5	0-0	1-3	1	1	3	1	21
Cunningham, G	2-9	0-0	3-4	6	7	1	2	32
Bennett	0-2	0-2	0-0	1	0	0	0	4
Tate	3-6	1-1	4-5	1	11	2	2	21
Ransom	1-2	0-0	2-2	0	4	0	1	9
James	1-5	0-1	3-4	3	5	3	1	27
Stackhouse	1-5	0-2	3-4	3	5	0	1	13
team				2				
	19-58	1-9	17-23	36	56	12	10	200
	.328	.111	.739					

Miami	FG	3PT	FT	RB	PTS	A	S	MIN
Markwood, F	3-5	1-1	1-2	5	8	0	2	22
Ford, F	4-6	0-0	4-5	7	12	0	3	25
Jackson, G	8-17	1-4	4-4	8	21	1	2	27
Schone, G	4-10	1-5	0-0	2	9	10	2	30
Hawkins, G	1-7	1-3	1-2	1	4	4	1	27
Ridley	0-0	0-0	0-0	3	0	0	0	14
Reed	4-8	4-5	2-3	9	14	1	2	23
Dunlap	2-6	1-3	0-0	0	5	1	1	19
Weynandt	1-1	0-0	2-2	0	4	0	0	5
Brown	0-0	0-0	0-0	2	0	0	0	8
team				5				
	24-47	9-21	14-18	42	77	17	13	200
	.450	.429	.778					

IUPUI	21	35	-	56
MIAMI	34	43	-	77

Miami	FG	3PT	FT	RB	PTS	A	S	MIN
Markwood, F	0-7	0-1	2-2	8	2	0	1	27
Ford, C	4-8	0-0	3-6	9	11	0	1	20
Jackson, G	12-19	3-6	16-19	5	43	1	3	41
Schone, G	6-17	3-6	5-6	3	20	5	6	48
Reed, G	4-7	0-1	3-3	4	11	0	1	29
Hawkins	0-6	0-0	2-2	3	2	1	1	40
Ridley	0-1	0-0	0-0	0	0	0	1	12
Dunlap	0-2	0-2	0-0	2	0	1	0	21
Weynandt	0-0	0-0	0-0	2	0	0	0	12
team				1				
	29-65	6-16	31-38	37	89	8	14	250
	.388	.375	.816					

UTSA	FG	3PT	FT	RB	PTS	A	S	MIN
Foster, F	0-2	0-0	0-0	2	0	0	0	10
Anderson, F	9-12	0-0	5-8	14	23	1	3	43
Davis, G	2-8	2-7	0-0	0	6	2	0	47
York, G	4-9	0-0	7-10	5	15	4	0	38
Gibbs, G	6-8	0-0	2-7	12	14	3	2	46
Gregg	2-2	2-2	0-0	1	6	1	1	15
Stark	9-16	5-9	2-5	4	25	4	0	32
Pawlaczyk	0-0	0-0	0-0	0	0	0	0	2
Laing	0-4	0-0	0-0	2	0	0	0	7
Bogan	0-2	0-0	1-2	3	1	0	0	10
team				0				
	32-63	9-18	17-32	43	90	15	6	250
	.508	.500	.531					

MIAMI	29	43	8	9	-	89
UTSA	34	38	8	10	-	90

**GAME 13**  
**Miami** 63  
**Chattanooga** 88  
 Dec. 30, 2007 • San Antonio, TX

Miami kept the game within striking distance without top scorer Amanda Jackson, but a 16-0 second-half run by Chattanooga was too much to overcome as the RedHawks fell to the Lady Mocs, 63-88. Miami (7-6) was led by junior guard Jenna Schone's 15 points, while Alex Anderson led Chattanooga (10-3; 2-0 Southland) with 27 points.

Chattanooga opened the game on a 10-2 run over the first 3:06 of the game as the only two points came courtesy of two free throws by senior guard Laura Markwood. Miami kept battling with the Lady Mocs, but the RedHawks were unable to close within eight points in the first half. Chattanooga's lead reached 14 points, 40-26, but a three-pointer by Schone sent the RedHawks into the locker room trailing, 30-41.

Schone led the RedHawks with 10 first half points, while freshman guard Briana Dunlap chipped in six points off of two deep three-pointers. Anderson led Chattanooga with 20 first-half points.

A fast-break bucket by junior guard Ashley Hawkins, a lay-up by sophomore guard Courtney Reed and a pair of free throws by junior center Stephanie Ford kept the RedHawks within 11 points, 36-47, with 14:16 remaining in the game. Miami went scoreless over the next 4:56 and Chattanooga went on a 16-0 run to expand its lead to 63-36 with 9:30 to play. Miami was unable to make a final run at the Lady Mocs as the RedHawks fell, 63-88.

**GAME 14**  
**Temple** 53  
**Miami** 70  
 Jan. 2, 2008 • Oxford, OH

Miami kicked off 2008 with a decisive 70-53 win over the Temple Owls on Wednesday evening. Miami converted 23 Temple turnovers into 26 points, while the RedHawks turned the ball over a season-low eight times.

The RedHawks forced Temple into eight turnovers and 1-of-9 shooting in the opening 10 minutes of action, resulting in an 11-6 lead for the RedHawks. All 11 of Miami's points came courtesy of senior guard Amanda Jackson, senior forward Laura Markwood and junior guard Jenna Schone. Back-to-back three-pointers by freshman guard Briana Dunlap and Schone halted a 5-0 Owl run and gave the RedHawks a 17-13 lead with 6:13 to play in the first half. After Temple tied the game at 20-20, Two three-pointers by Jackson followed by a reverse lay-up from Jackson gave the RedHawks a 25-19 lead with 1:59 remaining in the half. Miami went into the intermission with a 27-21 lead.

A bucket by Schone, a lay-up by Jackson and a fast-break put-in by sophomore guard Courtney Reed forced a Temple timeout as the RedHawks extended their lead to 33-21 just 1:41 seconds into the second half. The RedHawks kept the pressure on and a pair of free throws by Jackson and a lay-up by Ford allowed the RedHawks to maintain its 12-point cushion, 40-28, at the under-12-minute media timeout. Over the next three minutes, Miami went on an 8-0 run that gave the Red and White a 20-point lead, 48-28, at the 9:14 mark. Down the stretch, the RedHawks converted their free throws and Miami defeated Temple, 70-53.

**GAME 15**  
**Buffalo** 62  
**Miami** 57  
 Jan. 9, 2008 • Oxford, OH

Miami held a two-point lead with 2:10 remaining, but the RedHawks were unable to register a win as Buffalo defeated Miami, 62-57, in its Mid-American Conference opener.

Through the opening 12 minutes, the RedHawks went 3-of-21 from the field and all three field goals came from junior guard Jenna Schone. Despite the RedHawks cold shooting, Miami trailed by only five points, 7-12, with 7:53 remaining in the first half. Trailing by seven points, 12-19, with 3:03 remaining in the half, sophomore guard Courtney Reed led a 10-2 run over the final three minutes of the half that gave the RedHawks a 22-21 lead entering halftime. During the run, Reed scored eight of Miami's 10 points.

Senior guard Amanda Jackson hit her first two shots of the second half and Schone converted on a fast-break lay-up to lead Miami on a 7-0 run to start the second half, which gave Miami a 29-21 lead with 18:34 to play in the second half. Buffalo remained close as a bucket by Tieara Jones and a three-pointer by Stephanie Bennett brought the Bulls within three points, 35-32, at the under 12-minute media timeout. After a Jackson lay-up re-established a four-point lead, 39-35, Reed scored the next five points for Miami that gave the RedHawks their biggest lead of the game, 44-35, with 9:57 to play. Over the next 3:56, the Bulls used a 14-2 spurt to take their first lead of the half, 49-46. A three-point-play by Jackson kept Miami ahead by two points, 57-55, but a three-point prayer by Jamie Schiebner as the shot clock was running down banked in to put Buffalo ahead 58-57. Trailing by three points, the RedHawks had an opportunity to tie the game, but a three-pointer by Schone rattled in and out and the Bulls pulled out a 62-57 win in Millett Hall.

Miami	FG	3PT	FT	RB	PTS	A	S	MIN
Markwood, F	0-2	0-1	4-5	3	4	0	0	22
Ford, C	4-6	0-0	4-4	3	12	1	0	30
Schone, G	6-18	3-6	0-0	4	15	1	1	37
Hawkins, G	2-12	0-2	0-0	1	4	5	1	29
Reed, G	6-11	1-1	1-1	7	14	2	2	31
Ridley	0-1	0-0	0-0	2	0	0	2	4
Dunlap	3-7	3-4	0-0	2	9	0	0	21
Weynandt	1-1	0-0	1-2	2	3	0	0	14
Brown	1-3	0-1	0-0	2	2	0	0	12
team				2				
	23-61	7-15	10-12	28	63	9	6	200
	.377	.467	.833					

Temple	FG	3PT	FT	RB	PTS	A	S	MIN
Landry, F	3-5	0-0	3-4	9	9	0	3	29
Comfort, C	2-3	0-0	2-2	4	6	0	0	24
Eaddy, G	2-5	0-1	0-0	3	4	1	1	21
Morris, G	3-14	2-10	0-2	4	8	9	0	39
Watkins-Day, G	3-7	0-0	4-7	8	10	1	0	31
Borrows	0-0	0-0	0-0	0	0	0	0	3
Wallace	1-5	0-2	0-0	2	2	0	0	9
Kimmel	1-4	1-3	0-0	0	3	0	0	6
Bennett	2-3	0-0	1-1	2	5	1	0	16
Roberts	0-1	0-1	0-0	0	0	0	0	1
Cotton	3-4	0-0	0-1	2	6	0	1	21
team				4				
	20-51	3-17	10-17	38	53	12	5	200
	.392	.176	.588					

UB	FG	3PT	FT	RB	PTS	A	S	MIN
Fortman, F	5-14	0-2	2-4	10	12	1	0	30
Turner, F	3-4	0-0	5-8	10	11	0	1	34
Schiebner, F	4-10	1-2	4-6	7	13	2	0	28
Zuber, G	2-6	0-2	2-2	1	6	2	0	27
Bennett, G	2-7	2-5	2-2	7	8	4	2	38
Freeman	0-0	0-0	0-0	0	0	2	0	15
Jones	3-4	0-0	0-0	1	6	0	1	12
Smith	3-5	0-2	0-2	2	6	0	0	13
Kendricks	0-0	0-0	0-0	0	0	0	0	1
Homolova	0-0	0-0	0-0	0	0	0	0	2
George	0-1	0-1	0-0	0	0	0	0	0+
team				5				
	22-51	3-14	15-24	43	62	11	4	200
	.431	.214	.625					

UTC	FG	3PT	FT	RB	PTS	A	S	MIN
Anderson, F	12-16	0-2	3-3	14	27	2	0	26
Hollinquest, F	6-11	0-0	1-3	7	13	1	1	22
Hall, G	2-6	0-3	0-0	0	4	7	0	22
Hand, G	3-7	3-7	1-2	4	10	1	1	25
Wade-Fray, G	7-10	4-4	2-2	5	20	3	1	23
Murray	1-3	0-0	0-0	1	2	0	0	4
Hatchett	0-0	0-0	0-0	0	0	0	0	13
Mohr	0-0	0-0	0-0	1	0	3	0	18
Mason	1-2	0-1	2-4	2	4	1	0	12
Dewart	1-2	1-2	0-0	0	3	1	0	6
Spann	1-3	0-1	0-0	3	2	2	0	19
Ogan	1-2	1-2	0-0	4	3	0	0	10
team				3				
	35-62	9-22	9-14	44	88	21	3	200
	.565	.409	.643					

Miami	FG	3PT	FT	RB	PTS	A	S	MIN
Markwood, F	4-11	0-2	0-1	10	8	2	4	33
Ford, C	2-6	0-0	1-2	8	5	0	0	26
Jackson, G	6-16	2-5	13-14	2	27	1	2	37
Schone, G	5-12	2-7	0-0	1	12	7	1	38
Reed, G	2-9	0-2	4-6	3	8	1	3	26
Hawkins	1-5	1-1	0-0	1	3	1	0	10
Dunlap	2-4	2-4	1-2	2	7	1	0	16
Weynandt	0-0	0-0	0-0	3	0	0	1	12
Brown	0-0	0-0	0-0	0	0	0	0	2
team				10				
	22-63	7-21	19-25	40	70	13	11	200
	.349	.333	.760					

Miami	FG	3PT	FT	RB	PTS	A	S	MIN
Markwood, F	2-5	0-0	0-0	15	4	0	3	35
Ford, C	0-2	0-0	3-4	9	3	1	1	32
Jackson, G	6-20	2-9	5-5	3	19	2	2	31
Schone, G	5-14	1-8	2-2	0	13	6	1	37
Reed, G	5-10	1-3	2-2	1	13	0	0	24
Hawkins	2-7	0-1	1-2	3	5	1	0	23
Dunlap	0-4	0-4	0-0	1	0	1	0	9
Weynandt	0-0	0-0	0-0	1	0	0	0	6
Brown	0-0	0-0	0-0	0	0	0	0	3
team				2				
	20-62	4-25	13-15	35	57	11	7	200
	.323	.160	.867					

<b>MIAMI</b>	30	33	-	89
<b>UTC</b>	41	47	-	90

<b>TEMPLE</b>	21	32	-	53
<b>MIAMI</b>	27	43	-	70

<b>UB</b>	21	41	-	62
<b>MIAMI</b>	22	35	-	57

**GAME 16**

**Miami 64**  
**Kent State 59**

Jan. 12, 2008 • Kent, OH

A tremendous effort off the bench by junior guard Ashley Hawkins and a game-high 31 points from senior guard Amanda Jackson led Miami to a 64-59 victory over Kent State. Saturday's win snapped Kent State's seven-game winning streak in the series and it was the first time since Feb. 23, 2003, that the RedHawks defeated the Golden Flashes at the M.A.C. Center.

A three-pointer and two transition pull-up jumpers by Jackson led the RedHawks to an 11-4 lead with just under 12 minutes to play in the first half. In the opening eight minutes, Kent State connected on just one field goal (1-of-9) and the RedHawks forced 10 Golden Flashes turnovers. The Golden Flashes hit three consecutive three-pointers to take a six-point lead, 32-26, with 1:15 to play, but Jackson ended the half scoring five consecutive points, which closed the Miami deficit to two points heading into the half, 31-33.

Jackson scored 21 points in the first half which moved her into second place on Miami's all-time scoring list past two Miami Hall of Famers, Mary Ann Myers and Monica Niemann. Jackson also registered her 12th 20-point game of the season, which ties a school record set by Heather Cusick in the 2001-02 season and Jackson during the 2006-07 campaign.

After Kent State came out of the half and increased its lead to 37-31, Miami responded with an 8-0 run to take a 39-37 lead into the first media timeout of the second half. Five consecutive points by sophomore guard Courtney Reed and a three-pointer by freshman guard Briana Dunlap put Miami ahead, 49-48, with 7:29 remaining. Down the stretch, Miami executed its offense and an offensive put-back by Hawkins and two field goals by Jackson sealed a 64-59 win for Miami.

Miami	FG	3PT	FT	RB	PTS	A	S	MIN
Markwood, F	3-3	0-0	0-0	6	6	4	4	28
Ford, C	0-4	0-0	3-4	7	3	1	3	34
Jackson, G	11-21	4-9	5-6	6	31	2	2	37
Schone, G	0-9	0-7	0-0	1	0	5	2	36
Reed, G	2-5	1-2	4-5	3	9	1	2	20
Hawkins	4-10	2-4	0-0	6	10	1	2	31
Ridley	0-1	0-0	0-0	0	0	0	0	2
Dunlap	1-4	1-3	0-0	0	3	1	1	10
Weynandt	1-1	0-0	0-0	0	2	0	2	10
Brown	0-1	0-0	0-0	1	0	0	0	2
team				6				
	22-59	8-25	12-15	36	64	15	18	200
	.373	.320	.800					

Kent State	FG	3PT	FT	RB	PTS	A	S	MIN
Shields, F	2-5	0-0	0-0	7	4	1	0	22
Kowalska, C	6-13	0-0	8-11	14	20	1	1	35
Harkins, G	2-10	1-7	1-2	1	6	1	3	31
Bennett, G	3-6	3-4	0-0	4	9	1	2	36
Gibson, G	3-11	2-7	2-4	3	10	9	2	39
Harris	2-8	1-1	3-4	6	8	1	0	27
Brinkman	1-3	0-0	0-0	1	2	0	1	10
team				9				
	19-56	7-19	14-21	45	59	11	9	200
	.339	.368	.667					

<b>MIAMI</b>	31	33	-	64
<b>KENT STATE</b>	33	26	-	59

**GAME 17**

**Akron 49**  
**Miami 63**

Jan. 16, 2008 • Oxford, OH

A balanced scoring attack and an all-around defensive effort led Miami to a 63-49 win over Akron. Miami outscored Akron 23-3 in points off turnovers.

Miami looked inside for its early scoring as junior center Stephanie Ford and senior forward Laura Markwood scored the RedHawks' first six points as Miami led 6-1 heading into the first media timeout. During that span, Miami held Akron without a field goal and forced the Zips into four turnovers. Miami scored six straight points to take a 12-2 lead before Akron's Keyla Snowden connected on a deep three-pointer with 10:34 to play, which was Akron's first field goal of the game. After Akron cut Miami's lead to four points, 13-9, junior guard Jenna Schone and senior guard Amanda Jackson sparked a 19-0 Miami run over a 3:39 stretch, which gave Miami a 32-9 lead with 4:21 remaining in the half. Akron rebounded with a 12-4 run to end the half and Miami entered intermission with a 36-21 lead.

Miami opened up the second half on a 6-2 run to increase its lead to 19 points, 42-23, with 16:04 remaining in the game. After Akron cut Miami's lead to nine points, 44-35, at the 13:19 mark, the RedHawks responded with an 8-2 run of their own to keep their lead in double figures, 52-37, with 7:58 to play. Down the stretch, Miami and Akron traded baskets and the RedHawks cruised to a 63-49 win.

Three Miami players finished the game scoring in double figures as Schone led the RedHawks with 15 points, while Jackson and sophomore guard Courtney Reed added 14 points apiece. Schone added a career-high tying 11 assists giving Schone her first double-double of the season. Ford finished with nine points and 11 rebounds.

Akron	FG	3PT	FT	RB	PTS	A	S	MIN
Green, F	3-4	0-0	2-7	6	8	1	1	21
Stephenson, F	2-7	0-0	0-2	6	4	0	0	20
Snowden, G	4-14	2-10	0-0	1	10	2	1	33
Sedlack, G	0-5	0-2	5-8	3	5	5	0	32
Murphy, G	4-13	1-4	2-6	13	11	1	2	37
Arndt	2-3	1-2	0-0	3	5	0	0	8
Rosen	0-1	0-0	0-0	5	0	0	0	14
Scott	0-1	0-1	0-0	1	0	0	0	4
Veal	2-7	0-0	0-0	4	4	0	0	20
Deville	1-3	0-2	0-2	1	2	0	0	6
Miller	0-3	0-0	0-0	4	0	0	0	5
team				8				
	18-61	4-21	9-25	55	49	9	4	200
	.295	.190	.360					

Miami	FG	3PT	FT	RB	PTS	A	S	MIN
Markwood, F	1-5	0-2	0-0	6	2	0	1	23
Ford, C	4-7	0-0	1-4	11	9	1	2	32
Jackson, G	6-17	0-7	2-4	4	14	2	2	30
Schone, G	6-14	3-7	0-2	2	15	11	3	36
Reed, G	6-11	0-1	2-8	6	14	1	0	22
Hawkins	2-4	0-1	0-0	3	4	2	0	19
Dunlap	0-3	0-0	0-0	1	0	0	0	11
Weynandt	0-0	0-0	0-0	0	0	0	0	5
Brown	2-3	0-0	1-2	6	5	1	0	22
team				4				
	27-64	3-18	6-20	43	63	18	8	200
	.422	.167	.300					

<b>AKRON</b>	21	28	-	49
<b>MIAMI</b>	36	27	-	63

**GAME 18**

**Ohio 74**  
**Miami 55**

Jan. 19, 2008 • Athens, OH

Amanda Jackson scored 20 points, her 13th 20-point game of the season and the 32nd of her career, but the RedHawks fell to Ohio, 55-74 in Athens, Ohio, Saturday afternoon. Jackson broke the Miami single-season record for most 20-point games in a season and tied Heather Cusick for the most 20-point games in a career (32).

After opening up 4-of-8 from the field in the first four minutes, Miami hit just one if its next 10 shots heading into the second media timeout. Despite the shooting woes, Miami forced Ohio into nine turnovers, which kept the RedHawks within five points, 12-17, with 11:40 to play. After Ohio's lead reached 12 points, 29-17, with 4:55 to play, Jackson scored nine points during an 11-0 Miami run to cut its deficit to one point, 28-29, with 1:20 remaining in the half. In the final minute, Ohio's Jennifer Bushby hit a three-pointer and that gave the Bobcats a 32-28 lead heading into the half.

Jackson scored seven of Miami's 10 points coming out of the half to keep Miami within three points, 38-41, with 15:30 to play. Ohio's Lauren Kohn and Lauren Hmiel combined to score eight consecutive points, giving Ohio an 11-point lead, 49-38, at the 12-minute mark of the second half. For the remainder of the game, the RedHawks were unable to close within 11 points, and the RedHawks fell to the Bobcats, 55-74.

Jackson finished with 20 points and Markwood added 14 points and 11 rebounds, her fourth double-double of the season.

Miami	FG	3PT	FT	RB	PTS	A	S	MIN
Reed, F	2-7	0-1	1-2	3	5	0	0	23
Markwood, F	4-10	2-3	4-4	11	12	0	2	35
Jackson, G	7-21	1-4	5-5	4	20	5	2	36
Schone, G	1-11	0-5	0-0	3	2	3	2	35
Hawkins, G	3-10	1-4	0-0	1	7	1	2	34
Dunlap	1-7	0-4	0-0	0	2	1	1	19
Weynandt	0-1	0-1	0-0	1	0	0	0	2
Ford	0-0	0-0	1-2	2	1	0	2	10
Brown	2-3	0-1	0-0	2	4	0	0	6
team				3				
	20-70	4-23	11-13	30	55	10	11	200
	.286	.174	.846					

Ohio	FG	3PT	FT	RB	PTS	A	S	MIN
Hmiel, F	5-5	0-0	2-2	8	12	0	0	23
Myers, C	8-9	0-0	1-2	14	17	1	0	32
Kohn, G	5-13	2-4	1-1	7	13	2	0	37
Poff, G	0-5	0-4	0-0	0	0	3	0	12
Ward, G	2-6	2-4	4-4	2	10	6	0	34
LaForce	0-0	0-0	0-0	0	0	0	0	0+
Hiebert	1-1	0-0	0-0	3	2	0	1	7
Redd	1-2	1-1	0-0	1	3	1	0	3
Barnett	0-1	0-0	0-0	0	0	0	0	1
Bushby	5-8	3-4	0-0	1	13	5	1	33
Buckner	1-2	0-0	0-0	3	2	0	0	8
Cain	1-1	0-0	0-0	3	2	1	0	10
team				2				
	29-53	8-17	8-9	44	74	19	2	200
	.547	.471	.889					

<b>MIAMI</b>	28	27	-	55
<b>OHIO</b>	32	42	-	74

**GAME 19**

**Miami 63**  
**Bowling Green 60**  
 Jan. 22, 2008 • Bowling Green, OH

Miami became just the second team to defeat Bowling Green in the Falcons' last 40 regular season Mid-American Conference games as the RedHawks went into Anderson Arena and defeated Bowling Green, 63-60. Miami handed Bowling Green its first MAC loss of the season and snapped the Falcons' seven-game winning streak in the series.

Miami held the MAC's top scoring offense to just 2-of-8 shooting in the opening five minutes and the RedHawks took advantage as seniors Amanda Jackson and Laura Markwood scored all 11 points during an 11-2 Miami spurt, which gave the Red and White an 11-5 lead with 15:09 to play in the first half. Still ahead by four points, 13-9, with 14:10 remaining in the half, The RedHawks went on a 9-0 run to increase their advantage to 22-9 at the 10:30 mark of the first half. Bowling Green cut Miami's lead to five points, 25-20, at the free throw line. Miami closed out the half on an 8-3 run to give the RedHawks a nine-point cushion, 33-24, heading into halftime.

Miami increased its lead to 11 points, 40-29, with 18:26 remaining, but the Falcons went on a 9-0 run in the next 3:30 to close within two points, 40-28, at the 14:56 mark. Miami came out of a timeout and Jackson and Markwood scored seven consecutive points to re-establish a nine-point lead, 47-38, with 12:16 to play. Strong defense held the Falcons to just one field goal over the next 4:29 and Miami took a 13-point lead, with 7:47 to play. Over the next four minutes, Bowling Green made up just one point and Miami held a 10-point lead, 57-47, heading into the final 3:32 of regulation. Bowling Green closed the gap to three points, 63-60, with three-tenths of a second remaining, but Miami left Anderson Arena with a 63-60 victory.

Miami	FG	3PT	FT	RB	PTS	A	S	MIN
Markwood, F	4-5	3-4	1-3	15	12	0	0	28
Ford, C	5-8	0-0	2-2	6	12	0	1	28
Jackson, G	11-25	1-5	4-4	6	27	3	4	38
Schone, G	1-9	1-4	3-4	3	6	6	1	37
Hawkins, G	1-6	0-1	0-0	1	2	5	2	31
Reed	0-1	0-0	0-0	1	0	0	0	10
Dunlap	1-1	0-0	0-0	0	2	0	0	8
Weynandt	0-1	0-0	0-0	3	0	1	0	9
Brown	1-3	0-0	0-0	1	2	0	0	11
team				5				
	24-59	5-14	10-13	41	63	15	8	200
	.407	.357	.769					

BGSU	FG	3PT	FT	RB	PTS	A	S	MIN
Murdaugh, F	4-10	0-0	1-4	9	9	3	1	36
Breske, F	4-7	0-0	0-2	3	8	0	1	29
Prochaska, G	7-16	4-9	2-2	7	20	1	2	39
Goldsberry, G	3-10	3-8	6-7	6	15	6	3	38
Achter, G	3-11	0-2	0-0	3	6	4	0	29
Pontius	0-1	0-1	2-2	2	2	2	0	5
Taylor	0-1	0-0	0-0	2	0	0	0	8
Albert	0-0	0-0	0-0	0	0	0	0	0+
Uhl	0-3	0-1	0-2	5	0	0	0	15
Clapper	0-1	0-0	0-0	0	0	0	0	1
team				3				
	21-60	7-21	11-19	40	60	16	7	200
	.350	.333	.579					

<b>MIAMI</b>	33	30	-	63
<b>BGSU</b>	24	36	-	60

**GAME 20**

**Northern Illinois 77**  
**Miami 74**  
 Jan. 26, 2008 • Oxford, OH

Miami trailed by nine points with 25 seconds to play and rallied within three points with three seconds to play, but Northern Illinois walked away with a 77-74 win. Northern Illinois scored 55 points in the second half, while Miami shot just 29.6 percent in the second half.

Northern Illinois opened the game a perfect 4-of-4 from the field in the first four minutes of action and the Huskies took an 8-4 advantage heading into the first media timeout. After the Huskies took an 11-6 lead at the 13:55 mark of the half, senior guard Amanda Jackson scored eight straight points to give Miami a 14-11 lead with 11:28 to play in the first half. Still holding on to a three-point lead, 21-18, Miami went scoreless for over four minutes, but the RedHawks held on to a one-point cushion, 21-20, with 5:31 remaining in the half. The RedHawks ended the half on a 16-2 run to increase their lead to 37-22 heading into the half.

The Huskies came out of the half and tied the game, 43-43, as Northern Illinois went on a 21-6 run in opening 5:10 of the half. Markwood responded with back-to-back three-pointers to give the RedHawks a 49-44 advantage with 13:28 remaining, but the Huskies battled back to take the lead, 52-51 with 11:24 to play. Miami stayed within one point, 56-57, with 7:30 remaining, but the Huskies extended their lead to eight points, 64-56, with 6:11 to play off of four free throws and a three-pointer by Tara Michels. Northern Illinois led by nine with 25 seconds to play, but behind back-to-back three-pointers from junior guard Jenna Schone, Miami cut its deficit to three points with 10 seconds left in the game. Miami forced a steal, but a last-second three-point attempt by Schone just missed as Northern Illinois left Millett Hall with a 77-74 win.

NIU	FG	3PT	FT	RB	PTS	A	S	MIN
Lowe, F	2-8	0-1	4-6	1	8	1	1	29
Smith, F	5-7	0-0	0-0	4	10	0	3	22
Welton, G	4-6	0-0	0-3	1	8	1	2	22
York, G	8-12	7-11	4-4	4	27	4	1	36
Wilcox, G	2-6	0-3	3-4	7	7	8	1	36
Michels	1-6	1-3	4-4	4	7	1	0	15
Rossouw	0-1	0-0	1-2	3	1	1	0	11
Ellis	1-3	0-0	3-4	5	5	0	2	15
Adams	2-5	0-0	0-1	6	4	0	1	14
team				8				
	25-54	8-18	19-28	43	77	16	11	200
	.463	.444	.679					

Miami	FG	3PT	FT	RB	PTS	A	S	MIN
Markwood, F	7-7	3-3	7-9	17	24	1	2	31
Ford, C	1-4	0-0	0-0	3	2	2	2	15
Jackson, G	8-20	2-8	9-10	7	27	5	5	38
Schone, G	3-11	3-7	0-0	2	9	3	0	34
Hawkins, G	0-6	0-2	1-3	3	1	3	3	28
Reed	1-2	0-0	0-0	0	2	1	0	10
Dunlap	1-9	0-7	0-0	2	2	2	4	16
Weynandt	0-1	0-0	1-2	1	1	0	0	4
Brown	2-6	0-0	2-2	4	6	0	0	24
team				0				
	23-66	8-27	20-26	39	74	17	16	200
	.348	.296	.769					

<b>NIU</b>	22	55	-	77
<b>MIAMI</b>	37	37	-	74

**GAME 21**

**Miami 81**  
**Eastern Michigan 70**  
 Jan. 29, 2008 • Ypsilanti, MI

A bucket in the paint with 2:32 remaining in the second half moved senior guard Amanda Jackson into the Miami history books as she past Heather Cusick (1,728 points) as Miami's all-time leading scorer with 1,731 points. Jackson led Miami with 22 points as the RedHawks defeated Eastern Michigan 81-70 in Mid-American Conference action Tuesday night.

Sophomore guard Courtney Reed came off the bench and hit her first three shots, including a three-pointer from the right wing, leading the RedHawks on a 9-0 run and an 11-6 lead at the first media timeout. Miami expanded its lead to eight points as the RedHawks went on a 9-2 run, capped off by a trey by junior guard Jenna Schone, giving Miami a 27-19 lead at the 5:47 mark of the first half. The RedHawks ended the half on a 14-4 spurt thanks to three treys by Schone, a three-pointer by Reed and a floater in the lane by Jackson. Jackson's floater with one second to play in the half propelled the RedHawks into the intermission with a 41-26 advantage.

The RedHawks continued their strong play out of the half as Jackson and junior guard Ashley Hawkins finished fast-break lay-ups to increase the Miami lead to 20 points, 48-28, with 17:50 remaining. Still ahead by 20 points, 52-32, Eastern Michigan scored 13 unanswered points to cut Miami's deficit to seven points, 52-45, with 10:59 to play. A basket by Jackson plus the free throw put Miami ahead 11 points, 72-61, with 3:59 to play. After five straight points by Eastern Michigan's Kivilcim Yamanoglu cut Miami's lead to six points, 72-66, Jackson banked in a bucket with 2:32 remaining to move her past Heather Cusick as Miami's all-time leading scorer. Miami was able to hit its free throws down the stretch as the RedHawks left Ypsilanti with an 81-70 win.

Miami	FG	3PT	FT	RB	PTS	A	S	MIN
Markwood, F	2-6	0-2	2-2	13	6	5	2	35
Ford, C	1-3	0-0	4-4	4	6	0	0	29
Jackson, G	8-18	0-5	6-8	5	22	6	2	32
Schone, G	6-11	5-8	3-4	3	20	6	2	38
Hawkins, G	3-7	0-3	0-1	3	6	0	0	30
Reed	6-11	3-4	0-0	2	15	1	0	15
Dunlap	2-3	2-2	0-0	0	6	0	0	9
Weynandt	0-1	0-0	0-0	0	0	0	0	4
Brown	0-1	0-0	0-0	1	0	0	0	7
team				5				
	28-61	10-24	15-19	36	81	18	6	200
	.459	.417	.789					

EMU	FG	3PT	FT	RB	PTS	A	S	MIN
Watts, F	5-15	0-0	2-2	14	12	1	1	31
Russell, F	7-11	0-0	4-7	9	18	0	0	32
Tyson, G	1-2	0-1	0-0	2	2	7	0	24
Compton, G	3-9	2-7	0-0	5	8	3	2	29
Pittman, G	3-11	1-6	0-0	5	7	0	1	20
Johnson	1-2	0-0	0-0	0	2	0	0	2
Land	1-2	0-0	1-2	2	3	0	0	8
Schrock	2-5	1-1	0-2	3	5	2	0	19
Williams	1-9	0-3	2-2	2	4	2	4	23
Yamanoglu	4-4	1-1	0-0	1	9	1	0	12
McKinney	0-0	0-0	0-0	0	0	0	0	0+
team				3				
	28-70	5-19	9-15	46	70	16	8	200
	.400	.263	.600					

<b>MIAMI</b>	41	40	-	81
<b>EMU</b>	26	44	-	70

**GAME 22**

**Miami 76**  
**Central Michigan 74**  
 Feb. 2, 2008 • Mount Pleasant, MI

Miami University's women's basketball team battled back from a nine-point second-half deficit to defeat Central Michigan, 76-74.

Miami hit four of its first eight shots and senior guard Amanda Jackson scored five points as the RedHawks took a 13-5 lead with 15:07 to play in the first half. Miami kept its lead until Central Michigan's Britni Houghton drove in for back-to-back lay-ups, giving the Chippewas an 18-17 lead at the 9:58 mark of the first half. Central Michigan kept a slim margin over Miami until freshman guard Briana Dunlap came off a pick-and-roll and buried a three-pointer from the right wing to knot the game, 28-28, with 3:34 remaining in the half. A Houghton bucket with 20 seconds remaining made the score 32-32 heading into the half.

Houghton and Candace Wilson scored all 12 Chippewa points in the opening four minutes of the second half and Central Michigan held a seven-point lead, 44-37, at the under 16-minute media timeout. After a three-pointer by Wilson extended the Chippewa lead to nine points, 47-38, the RedHawks responded on an 11-3 run to close within one point, 49-50, with 11:37 to play. Senior forward Laura Markwood dipped inside and hit buckets and Jackson hit a step-back trey to cap off a 15-0 run, which put Miami ahead, 66-54, with 4:30 to play. Central Michigan battled all the way back and took a one-point lead, 71-70, with 38 seconds remaining, but Jackson came down the floor and banked in a shot to put the RedHawks ahead, 72-71, with 28 seconds to play. Miami forced defensive stops and hit free throws down the stretch to defeat Central Michigan, 76-74.

**GAME 23**

**Western Michigan 61**  
**Miami 73**  
 Feb. 9, 2008 • Oxford, OH

Junior guard Jenna Schone hit 8-of-13 shots and scored 20 points to lead Miami University's women's basketball team to a 73-61 win over MAC West Division leader Western Michigan Saturday afternoon. Miami (14-9; 6-3 MAC) shot 44 percent (11-of-25) from behind-the-arc, while Western Michigan (9-14; 6-3 MAC) shot 15.4 percent (2-of-13) from three.

Miami opened the game the game on a 14-4 run as junior guards Ashley Hawkins and Schone scored four points apiece, giving the RedHawks the 10-point lead with 13:12 remaining in the half. After Western Michigan cut the lead to seven points, 14-7, back-to-back three pointers by Schone and Hawkins capped an 8-0 RedHawk run, giving Miami a 22-7 lead at the under 12-minute media timeout. Miami kept its lead in double figures until a 6-0 Bronco run over a 1:15 stretch brought Western Michigan within six points, 35-29, with 53 seconds to play. Two free throws by freshman guard Briana Dunlap with 28 seconds to play sent the RedHawks into the half with an eight-point cushion, 37-29.

Holding a nine-point lead, 42-33, just two minutes into the first half, Miami exploded on an 8-1 run, including six consecutive points from sophomore guard Courtney Reed, that increased the RedHawk margin to 15 points, 50-35, at the 15:42 mark. Schone continued her hot shooting as she nailed two consecutive buckets from the right wing to give the RedHawks their largest advantage of the game, 60-39, with 12:30 to play. Tiera DeLaHoussaye sparked a 12-2 Western Michigan run to narrow the gap to 62-51 at the under eight-minute media timeout. The Broncos and RedHawks traded buckets down the stretch as Miami took down the Broncos, 73-61.

**GAME 24**

**Ball State 58**  
**Miami 69**  
 Feb. 13, 2008 • Oxford, OH

A season-high nine blocks, which tied for the second most blocks in a game in Miami history, led a stellar defensive performance as Miami University's women's basketball team defeated Ball State, 69-58.

Both teams struggled from the field early on, but despite its shooting troubles, Miami put together a 17-2 run over the first eight minutes of the game as Ball State went just 1-of-10 from the field. Junior guard Jenna Schone hit 3-of-4 shots during the run, including two treys, while senior guard Amanda Jackson, senior forward Laura Markwood and junior guard Ashley Hawkins all pitched in with three points apiece. Six straight points by Jackson extended Miami's lead to 18 points, 25-7, and the RedHawks continued their strong play as a trey by Markwood at the 9:22 mark of the first half gave Miami its biggest lead of the half, 29-9. Over the next 5:37, Miami hit just one field goal and a free throw and the Cardinals were able to make a 9-2 run to cut their deficit to 14 points, 32-18, with 3:45 to play in the first half. Miami's bench scored five points and Schone dialed in another three to send Miami into the locker room with a 40-23 lead.

Jackson scored eight of Miami's 10 points to start the half, but the Cardinals converted on transition baskets to close within 14 points, 49-35, with just under 15 minutes to play. A Schone trey capped off a 7-0 run giving Miami a 21-point cushion, 56-40, its largest of the night. The Cardinals were able to close within 13 points on two separate occasions, but Miami responded with big baskets and maintained a 14-point lead, 64-50, with 3:25 remaining. From that point, Miami coasted to a 69-58 win.

Miami	FG	3PT	FT	RB	PTS	A	S	MIN
Markwood, F	7-8	1-1	3-4	4	18	2	1	28
Ford, C	5-8	0-0	0-2	2	10	2	2	26
Jackson, G	4-14	1-6	10-11	3	19	1	4	31
Schone, G	3-9	3-6	4-5	1	13	7	2	40-
Hawkins, G	1-4	0-0	0-1	6	2	2	2	29
Reed	2-4	0-0	0-0	2	4	0	4	23
Dunlap	3-3	2-2	0-0	1	8	1	1	18
Weynandt	0-0	0-0	0-0	0	0	0	0	1
Brown	1-2	0-0	0-0	0	2	0	1	4
team				2				
	26-52	7-15	17-23	21	76	15	17	200
	.500	.467	.739					

CMU	FG	3PT	FT	RB	PTS	A	S	MIN
Houghton, F	10-13	0-0	5-6	9	25	2	1	33
Luckett, F	4-8	0-0	3-4	7	11	2	4	37
Wilson, G	6-11	4-7	0-0	6	16	1	0	25
Chan, G	4-11	2-7	1-2	1	11	3	1	34
Ramsey, G	1-2	0-0	0-0	3	2	0	1	8
Long	1-6	0-1	2-2	6	4	1	0	17
Westover	1-1	0-0	0-0	1	2	0	1	7
Verhoff	0-0	0-0	0-0	0	0	0	0	5
Holman	1-6	1-3	0-1	1	3	4	0	32
Armstrong	0-0	0-0	0-0	1	0	0	0	2
team				6				
	28-58	7-18	11-15	41	74	13	8	200
	.483	.389	.733					

<b>MIAMI</b>	32	44	-	76
<b>CMU</b>	32	42	-	74

WMU	FG	3PT	FT	RB	PTS	A	S	MIN
Bankston, F	1-6	0-1	6-7	6	8	1	1	23
Cleary, F	4-7	0-0	2-5	8	10	0	0	24
Parker, G	0-8	0-4	2-2	3	2	0	0	22
DeLaHoussaye, G	7-13	1-2	1-2	8	16	5	5	38
Dwyer, G	2-9	0-3	0-2	4	4	3	0	30
Dreher	0-0	0-0	0-0	0	0	0	0	7
Vest	3-9	0-0	6-8	8	12	0	0	29
Iaquaniello	3-7	1-3	0-0	2	7	1	0	21
Wilson	0-0	0-0	0-0	0	0	0	0	1
Smith	0-0	0-0	2-2	1	2	0	0	3
Loney	0-0	0-0	0-0	0	0	0	0	1
Denoyer	0-0	0-0	0-0	0	0	0	0	1
team				6				
	20-59	2-13	19-28	41	74	13	8	200
	.339	.154	.679					

Miami	FG	3PT	FT	RB	PTS	A	S	MIN
Markwood, F	1-6	1-2	0-0	12	7	3	2	28
Ford, C	4-7	0-0	5-6	12	9	1	0	29
Jackson, G	4-22	1-6	0-0	2	9	3	2	34
Schone, G	8-13	4-6	0-0	1	20	6	0	38
Hawkins, G	5-7	2-4	0-0	3	12	1	3	25
Ridley	0-0	0-0	0-0	0	0	0	0	0+
Reed	4-8	2-4	1-2	2	11	0	1	19
Dunlap	1-6	1-3	2-2	1	5	0	1	16
Weynandt	0-0	0-0	0-0	0	0	0	0	2
Brown	0-1	0-0	0-0	0	0	0	0	9
team				9				
	27-69	11-25	8-10	42	73	14	9	200
	.391	.440	.800					

<b>WMU</b>	29	32	-	61
<b>MIAMI</b>	37	36	-	73

BSU	FG	3PT	FT	RB	PTS	A	S	MIN
Rusche, F	5-8	0-0	0-0	7	10	2	0	24
Green, G	7-15	0-2	5-6	12	19	2	2	38
Jarrett, G	1-7	0-2	2-2	3	4	5	1	35
DeMuth, G	1-8	0-1	3-5	9	5	1	1	28
McDonald, G	0-4	0-3	1-2	2	1	1	2	26
Klei	2-6	2-5	3-4	3	9	0	0	19
Jones	0-0	0-0	0-0	1	0	0	0	7
Moorman	0-0	0-0	0-0	0	0	0	0	3
Maggert	5-10	0-0	0-1	3	10	0	0	20
team				5				
	21-58	2-13	14-20	45	58	11	6	200
	.362	.154	.700					

Miami	FG	3PT	FT	RB	PTS	A	S	MIN
Markwood, F	3-9	2-4	0-0	12	8	1	3	36
Ford, C	2-7	0-0	0-2	10	4	0	0	31
Jackson, G	9-21	2-8	5-5	5	25	5	2	34
Schone, G	7-11	5-9	0-0	2	19	5	1	32
Hawkins, G	3-10	0-1	1-1	2	7	3	2	26
Ridley	0-0	0-0	0-0	1	0	0	0	3
Reed	1-3	0-1	1-2	0	3	0	1	14
Dunlap	1-6	1-4	0-0	1	3	1	0	19
Brown	0-0	0-0	0-0	1	0	0	0	5
team				6				
	26-67	10-27	7-10	40	69	15	9	200
	.388	.370	.700					

<b>BSU</b>	23	35	-	58
<b>MIAMI</b>	40	29	-	69

**GAME 25**  
**Miami 76**  
**Toledo 60**  
 Feb. 16, 2008 • Toledo, OH

**GAME 26**  
**Miami 84**  
**Buffalo 55**  
 Feb. 20, 2008 • Buffalo, NY

**GAME 27**  
**Bowling Green 81**  
**Miami 66**  
 Feb. 23, 2008 • Oxford, OH

Twenty-five bench points propelled Miami University's women's basketball team to its fifth straight win and a 76-60 win at Savage Hall against the Toledo Rockets

Four of Miami's five starters scored in the opening few minutes of the half as the RedHawks jumped out to an 11-2 lead, forcing an early Rocket timeout with 16:18 left on the clock. After the Rockets responded with five consecutive points, senior guard Amanda Jackson scored six of Miami's next eight points, giving the RedHawks a 10-point lead, 19-9, with 11:49 to play. Jackson's bucket with 12:17 on the clock moved her past Mary Ann Myers' and Heather Cusick's single-season scoring record of 524 points. After the Rockets closed within six points, 29-23, at the 4:07 mark, junior guard Jenna Schone hit a three, freshman guard Briana Dunlap hit a trey from the left wing followed by two free throws and junior guard Courtney Reed nailed a three-pointer from the left corner with 14 seconds to play, giving Miami a 39-27 lead heading into the half.

Toledo hit 6-of-11 shots to open the half, but Dunlap was able to keep Miami ahead by nine-points hitting two treys and a jumper from the left wing in a three-minute span, as Miami remained ahead, 52-43, at the 14:03 mark. A see-saw battle continued over the next 10 minutes as the Rockets could not close within six points and Miami was unable to stretch its lead past 10-points. At the under-four minute media timeout, the RedHawks held a 67-59 lead. The RedHawks played stellar defense down the stretch as the Rockets scored just one point the remainder of the game and during that period Schone, Jackson and junior guard Ashley Hawkins extended Miami's lead and sent the RedHawks home with a 76-60 win.

Behind a combined 48 points from senior guard Amanda Jackson and junior guard Jenna Schone, Miami University's women's basketball team defeated the Buffalo Bulls, 84-55 in Buffalo.

Senior guard Amanda Jackson opened the game hitting her first four shots, including a three-pointer from the right wing, which sprung Miami to an early 11-4 lead with 15:47 to play in the first half. After Jackson picked up her second foul at the 14:46 mark, junior guard Jenna Schone picked up her scoring, pouring in seven straight points that gave Miami a 12-point lead, 22-10, with 10:17 to play. Jackson and Schone combined to score 20 of Miami's first 22 points. A three-pointer from the top of the key with 8:50 on the clock by freshman Briana Dunlap, kept Miami ahead by double-digits, 25-15. After a Heather Turner put-back brought the Bulls within eight points, 25-17, with 7:35 remaining, both teams went scoreless from the field until a Jackson three-pointer at the 1:24 mark extended the RedHawk lead back to 11 points, 28-17. Miami hit one more free throw than Buffalo in the final minute of the half and the RedHawks took a 31-19 lead into the half.

In the opening 4:16 of the second half, Jackson caught fire and gave Miami an 18-point lead, 46-28, with 15:44 remaining. Both teams went bucket-for-bucket over the next four minutes as Miami maintained its 18-point lead, 58-40. Just as Buffalo closed to within 14 points, 58-44, a three by Dunlap sparked a 7-0 run that gave the RedHawks a 65-44 lead with 7:44 remaining. From that point, the RedHawks cruised to an 84-55 win. Their 29-point win is Miami's largest margin of victory this season.

Jackson led Miami with a game-high 30 points of 9-of-16 shooting, her 3rd 30-point game this season, while Schone finished with 18 points and seven assists.

Miami University's women's basketball team battled back-and-forth with Bowling Green, but the RedHawks were unable to overcome a late run as the Falcons defeated Miami, 81-66.

Both teams struggled in the opening minutes as Miami hit just 3-of-10 shots and Bowling Green committed six turnovers. Despite the struggles, the score was tied, 7-7, with 15:42 on the clock. Junior center Stephanie Ford put back a Miami miss and the next time down the floor, she buried a mid-range jumper from the baseline, giving Miami a 15-11 lead at the 12-minute mark of the first half. After a Bowling Green bucket, Miami hit three straight free throws before Ford hit back-to-back jumpers, extending Miami's lead to seven points, 22-15, with 7:55 to play in the half. The Falcons went on a 9-4 spurt to close the half, but Miami entered the intermission with a two-point lead, 35-33.

After three made free throws by Bowling Green to open the second half, Miami went on a 9-2 run to take a 44-39 lead with 15:58 to play in the half. Jackson scored eight consecutive points during the run. Bowling Green battled back to tie the game at 47-47, but junior guard Ashley Hawkins drove baseline and knocked down a pull-up jumper and Schone stole a cross-court pass and went the distance for the easy lay-up to put Miami back ahead, 51-47, with 11:18 to play. Bowling Green battled back again and a jumper by Crystal Murdaugh put the Falcons ahead 56-55 at the under-eight minute media timeout. Miami stayed within one point, 58-59, but an 11-2 Falcon run pushed Bowling Green ahead by a score of 70-60 with 3:21 to play. Down the stretch, the RedHawks were unable to close within nine points as Miami fell to Bowling Green, 66-81

Miami	FG	3PT	FT	RB	PTS	A	S	MIN
Markwood, F	1-6	0-2	2-2	16	4	1	0	39
Ford, C	3-5	0-0	2-2	11	8	1	0	28
Jackson, G	5-11	3-7	5-7	3	18	3	2	26
Schone, G	3-15	2-11	5-5	3	13	7	3	40
Hawkins, G	3-8	0-3	2-3	1	8	3	0	24
Ridley	2-2	0-0	1-2	0	5	0	0	8
Reed	3-4	1-1	0-2	5	7	2	1	14
Dunlap	4-6	3-5	2-2	3	13	0	0	19
Brown	0-0	0-0	0-0	0	0	0	0	2
team				1				
	24-57	9-29	19-25	43	76	17	6	200
	.421	.310	.760					

Miami	FG	3PT	FT	RB	PTS	A	S	MIN
Markwood, F	3-4	0-1	0-0	10	6	0	1	31
Ford, C	2-2	0-0	0-0	7	4	0	1	28
Jackson, G	9-16	4-8	8-8	3	30	1	1	27
Schone, G	7-14	2-4	2-2	1	18	7	3	35
Hawkins, G	3-8	1-2	1-2	1	8	8	0	30
Ridley	0-0	0-0	0-0	2	0	0	0	6
Reed	2-3	2-3	2-3	3	6	0	1	12
Dunlap	4-7	0-0	0-0	1	12	0	3	21
Weynandt	0-0	0-0	0-0	0	0	0	0	2
Brown	0-2	0-0	0-0	1	0	0	0	8
team				6				
	30-56	11-21	13-15	35	84	16	10	200
	.536	.524	.867					

BGSU	FG	3PT	FT	RB	PTS	A	S	MIN
Murdaugh, F	1-5	0-0	0-0	2	2	0	0	18
Breske, F	6-7	0-0	0-0	3	12	1	0	17
Prochaska, G	5-16	2-7	9-9	15	21	1	3	40
Goldsberry, G	3-8	3-7	0-0	4	9	0	3	33
Achter, G	3-8	0-0	9-11	4	15	10	2	38
Pontius	0-1	0-0	2-2	0	2	0	0	2
Taylor	0-2	0-2	0-0	0	0	0	0	7
Albert	4-5	0-0	1-3	7	9	3	1	22
Uhl	5-9	1-2	0-1	4	11	1	0	22
Clapper	0-0	0-0	0-0	0	0	0	0	1
team				8				
	27-61	6-18	21-26	47	81	16	9	200
	.443	.333	.808					

UT	FG	3PT	FT	RB	PTS	A	S	MIN
Scotton, F	8-14	0-0	4-9	8	20	0	2	37
Johnson, F	0-1	0-0	0-1	0	0	0	0	24
Stocks, G	0-5	0-1	3-4	3	3	4	3	30
Clark, G	3-8	2-4	0-0	5	8	1	0	27
Terry, G	2-7	2-5	1-2	3	7	1	0	17
Zeller	0-3	0-3	0-0	1	0	0	0	9
Williams	1-2	1-1	0-0	1	3	1	0	16
Goodall	5-11	0-0	1-1	10	11	2	1	18
Heistan	3-10	2-7	0-0	1	8	3	0	22
team				5				
	22-61	7-21	9-17	37	60	12	6	200
	.361	.333	.529					

UB	FG	3PT	FT	RB	PTS	A	S	MIN
Fortman, F	4-7	0-1	2-2	8	20	0	2	37
Turner, F	5-8	0-1	0-4	0	0	0	0	24
Schiebner, F	1-6	0-0	0-0	3	3	4	3	30
Zuber, G	1-6	0-2	0-0	5	8	1	0	27
Bennett, G	6-14	2-6	0-0	3	7	1	0	17
Freeman	4-5	0-0	0-2	1	0	0	0	9
Jones	1-6	0-0	2-4	1	3	1	0	16
Smith	1-5	0-0	0-0	10	11	2	1	18
George	1-1	0-0	1-2	1	8	3	0	22
team				5				
	24-58	2-10	5-14	37	60	12	6	200
	.414	.200	.357					

Miami	FG	3PT	FT	RB	PTS	A	S	MIN
Markwood, F	1-2	0-1	4-4	7	6	0	0	29
Ford, C	6-11	0-1	3-8	11	15	2	3	33
Jackson, G	5-15	1-4	4-4	3	15	1	4	37
Schone, G	6-17	0-5	3-5	1	15	6	3	38
Hawkins, G	4-8	1-2	0-0	2	9	2	3	32
Reed	0-0	0-0	0-0	0	0	0	1	10
Dunlap	0-2	0-2	0-0	0	0	0	0	8
Brown	3-3	0-0	0-0	1	6	0	0	13
team				4				
	25-58	2-15	14-21	29	66	11	14	200
	.431	.133	.667					

<b>MIAMI</b>	39	37	-	76
<b>UT</b>	27	33	-	60

<b>MIAMI</b>	31	53	-	84
<b>UB</b>	19	36	-	55

<b>BGSU</b>	33	48	-	81
<b>MIAMI</b>	35	31	-	66

## GAME 28

**Kent State** 59  
**Miami** 76

Feb. 27, 2008 • Oxford, OH

Miami University's women's basketball team earned its seventh win in eight games with a 76-59 win over Kent State. Miami outrebounded Kent State 45-34 as senior forward Laura Markwood and Stephanie Ford grabbed 11 rebounds and 10 rebounds, respectively.

In a high-tempo start, Miami took a one-point lead, 8-7, at the first media timeout as freshman guard Briana Dunlap and junior guard Jenna Schone knocked down treys from the right wing before senior forward Laura Markwood scored Miami's first bucket in the paint. The RedHawks started to hit their stride from outside as four of Miami's next six field goals came from behind the arc and Miami extended its lead to nine points, 27-18, with 8:36 to play. However, Miami's went scoreless for the next four minutes, allowing the Golden Flashes to tie the game at 27-27 with 4:48 on the clock. Senior guard Amanda Jackson hit a three-pointer from the left wing, which sparked a 9-0 Miami run and the RedHawks regained their nine-point lead, 36-27, with 2:43 remaining in the first half. Kent State cut Miami's lead to six points, 36-30, heading into the intermission.

After Markwood scored eight of Miami's first 10 points to start the second half, back-to-back buckets in the lane by junior guard Ashley Hawkins kept Miami ahead, 50-43, with 11:58 to play in the second half. Three straight free throws by Kent State brought the Golden Flashes within four points, 50-46, but a Jackson three-pointer sandwiched between two Dunlap field goals pushed Miami's lead into double figures, 57-46. Miami kept its lead in double figures, 66-56, and Schone hit a deep three from the top of the key to give Miami its biggest lead of the game of 13 points, 69-56, with 3:24 on the clock. From there, the RedHawks defeated the Golden Flashes, 76-59.

KSU	FG	3PT	FT	RB	PTS	A	S	MIN
Harris, F	5-13	3-7	1-2	7	14	2	1	33
Shields, C	4-5	0-0	3-5	5	11	0	1	22
Harkins, G	3-9	1-5	0-0	3	7	3	2	38
Bennett, G	2-9	1-4	0-0	5	5	0	1	39
Gibson, G	4-8	0-3	8-10	4	16	7	2	40
Pribich	0-0	0-0	0-0	2	0	0	0	3
Kowalska	1-3	0-0	2-4	2	4	0	0	18
Brinkman	1-1	0-0	0-0	2	2	0	0	7
team				4				
	20-48	5-19	14-24	34	59	12	7	200
	.417	.263	.667					

Miami	FG	3PT	FT	RB	PTS	A	S	MIN
Markwood, F	6-14	1-3	6-8	11	19	2	4	30
Ford, C	2-8	0-0	0-0	10	4	1	3	24
Jackson, G	6-17	3-6	2-2	8	17	6	3	32
Schone, G	4-9	4-8	0-0	1	12	3	1	32
Dunlap, G	5-12	3-9	0-0	2	13	1	1	26
Hawkins	2-4	0-2	0-0	1	4	0	1	21
Ridley	0-1	0-0	0-0	0	0	0	0	3
Reed	1-5	0-1	0-0	2	2	0	1	13
Weynandt	0-1	0-0	0-0	1	0	0	0	3
Brown	2-4	0-0	1-1	5	5	2	0	16
team				4				
	28-75	11-29	9-11	45	76	15	14	200
	.373	.379	.818					

<b>KSU</b>	30	29	-	59
<b>MIAMI</b>	36	40	-	76

## GAME 29

**Miami** 89  
**Akron** 79

March 1, 2008 • Akron, OH

Behind a career-high 29 points from junior guard Jenna Schone, Miami University's women's basketball team continued its strong play by defeating Akron, 89-79, Saturday afternoon. Schone became the 18th player in Miami women's basketball history to score 1,000 points in her career as her 29 points gives her 1,005 points in her career.

Senior guard Amanda Jackson, senior forward Laura Markwood and junior guard Jenna Schone combined to hit five of their first six attempts as the RedHawks took an 11-5 lead with 16:36 on the clock. Both teams continued solid shooting, but back-to-back buckets by Markwood, including a three-pointer from the right wing, kept the RedHawks ahead by six points, 21-15, with 11:49 to play in the first half. Akron battled back to tie the game on two occasions, with the last coming after Keyla Snowden converted fast-break lay-ups on consecutive possessions to knot the score at 27-27, forcing a Miami timeout with 7:10 remaining. Miami regained the lead until a Snowden three-pointer with 2:57 on the clock gave the Zips their first lead of the game, 35-33. The RedHawks entered the half with a 41-38 lead.

In the opening five minutes of the second half, Miami took the ball inside and hit 7-of-8 free throw attempts along with a three-pointer to extended its halftime lead to seven points, 51-44. After Akron cut Miami's lead to three points, 51-48, Schone scored eight consecutive points to help push the Miami lead to eight points, 67-59, with 7:39 on the clock. The Zips rallied and Akron's Kara Murphy scored seven of the Zips' next nine points to cut Miami's lead to two points, 70-68, forcing a Miami timeout with 5:52 to play. From that point, Schone scored 11 of Miami's final 19 points as the RedHawks defeated the Zips, 89-79.

Miami	FG	3PT	FT	RB	PTS	A	S	MIN
Jackson, G	6-20	1-4	7-9	9	20	4	3	33
Schone, G	8-14	5-7	8-10	2	29	3	0	36
Dunlap, G	1-2	0-1	0-0	2	2	1	0	12
Markwood, F	4-11	1-1	6-6	16	15	2	3	32
Ford, C	4-9	0-0	3-6	7	11	0	0	22
Hawkins	0-4	0-0	0-0	1	0	5	1	24
Ridley	0-0	0-0	0-0	0	0	0	1	4
Reed	2-8	0-0	2-2	2	6	0	1	20
Brown	3-4	0-0	0-0	9	6	0	0	17
team				5				
	28-72	7-13	26-33	53	89	15	9	200
	.389	.538	.788					

UA	FG	3PT	FT	RB	PTS	A	S	MIN
Snowden, G	8-18	5-12	5-6	4	26	4	4	38
Sedlack, G	0-3	0-3	0-0	1	0	4	0	33
Murphy, G	6-13	4-6	15-16	8	31	0	3	33
Veal, F	1-4	0-1	1-1	2	3	2	0	25
Miller, C	2-6	0-0	3-4	5	7	0	0	18
Arndt	3-4	1-1	2-4	2	9	1	0	15
Rosen	0-0	0-0	0-0	2	0	1	0	9
Green	0-0	0-0	1-2	0	1	0	0	13
Scott	1-4	0-3	0-0	0	2	1	0	7
Deville	0-0	0-0	0-0	1	0	0	0	9
team				2				
	21-52	10-26	27-33	27	79	13	7	200
	.404	.385	.818					

<b>MIAMI</b>	41	48	-	89
<b>UA</b>	38	41	-	79

## GAME 30

**Ohio** 72  
**Miami** 82

March 5, 2008 • Oxford, OH (OT)

Senior forward Laura Markwood and senior guard Amanda Jackson combined to score Miami's final 20 points of the game as they carried Miami University's women's basketball team to an 82-72 overtime win over Mid-American Conference rival Ohio in its final regular season contest.

Miami opened up hitting five of its first seven shots, three of those buckets came courtesy of senior forward Laura Markwood, and the RedHawks took an 11-6 lead with 15:35 left in the first half. A bucket by Ohio narrowed the RedHawk margin to three points, 13-10, but Miami responded with an 8-0 spurt that was capped off by six consecutive points from sophomore guard Courtney Reed, giving the RedHawks a 21-10 cushion with 12:20 on the clock. Ohio tied the game at 33-33, and three more ties ensued, with the last occurring with 10 seconds remaining in the half, and the score was tied, 39-39, at the intermission.

The RedHawks responded with a 10-4 run over the first 5:00 to jump ahead, 49-45. A floater by Simone Redd led the Bobcats on a 10-0 run forcing a RedHawk timeout with 13:04 on the clock. Senior guard Amanda Jackson found Markwood for an easy deuce in transition and after a defensive stop, Reed drove through traffic and banked in a lay-up to tie the game at 53-53, at the 11:26 media timeout. From that point, six lead changes and two ties ensued, but the Bobcats held a five-point lead, 69-64, with 3:08 remaining. Kohn hit two free throws with 26 seconds left giving Miami the last shot, but a Jackson three-pointer came up just short, forcing overtime.

Markwood scored eight of Miami's 10 points in overtime, while the entire team picked up its defensive play holding Ohio scoreless for the entire overtime. The RedHawks defeated Ohio, 82-72.

Miami	FG	3PT	FT	RB	PTS	A	S	MIN
Jackson, G	6-20	1-4	7-9	9	20	4	3	33
Schone, G	8-14	5-7	8-10	2	29	3	0	36
Dunlap, G	1-2	0-1	0-0	2	2	1	0	12
Markwood, F	4-11	1-1	6-6	16	15	2	3	32
Ford, C	4-9	0-0	3-6	7	11	0	0	22
Hawkins	0-4	0-0	0-0	1	0	5	1	24
Ridley	0-0	0-0	0-0	0	0	0	1	4
Reed	2-8	0-0	2-2	2	6	0	1	20
Brown	3-4	0-0	0-0	9	6	0	0	17
team				5				
	28-72	7-13	26-33	53	89	15	9	200
	.389	.538	.788					

OU	FG	3PT	FT	RB	PTS	A	S	MIN
Snowden, G	8-18	5-12	5-6	4	26	4	4	38
Sedlack, G	0-3	0-3	0-0	1	0	4	0	33
Murphy, G	6-13	4-6	15-16	8	31	0	3	33
Veal, F	1-4	0-1	1-1	2	3	2	0	25
Miller, C	2-6	0-0	3-4	5	7	0	0	18
Arndt	3-4	1-1	2-4	2	9	1	0	15
Rosen	0-0	0-0	0-0	2	0	1	0	9
Green	0-0	0-0	1-2	0	1	0	0	13
Scott	1-4	0-3	0-0	0	2	1	0	7
Deville	0-0	0-0	0-0	1	0	0	0	9
team				2				
	21-52	10-26	27-33	27	79	13	7	200
	.404	.385	.818					

<b>OU</b>	39	33	0	-	72
<b>MIAMI</b>	39	33	10	-	82

Amanda  
**Jackson**

Year.: Senior  
Height: 5-9  
Hometown: Springfield, OH  
High School: Springfield South

**Guard**



1

### Career Highs

POINTS ..... 43 at UTSA (12-29-07)  
 REBOUNDS ..... 11 vs. C. Michigan (1-27-07)  
 ASSISTS ..... 7 (3x's), last at Robert Morris (11-12-06)  
 STEALS ..... 7 vs. Ball State (2-25-04)  
 BLOCKS ..... 2 (2x's), last at Iowa State (3-19-04)  
 FIELD GOALS ..... 12 (3x's), last at UTSA (12-29-07)  
 3-POINT FG ..... 5 vs. IUPUI (11-17-07)  
 FREE THROWS ..... 16 (of 19), at UTSA (12-29-07)  
 MINUTES ..... 41 at UTSA (12-29-07)

## JACKSON NOTES

- Three steals away from becoming the second player in MAC history to score 1,800 points, grab 500 rebounds and have 300 assists and 300 steals in a career.
- Ranks first on Miami's career scoring list (1,903 points) and her career scoring average of 16.1 ppg ranks first in Miami history.
- Set a Miami single-game record for points in a game with 43 at UTSA on Dec. 29. Jackson's 43 points is the fourth best scoring game in Division I this season.
- Ranks 13th on MAC all-time scoring list (1,884 points), 10th in steals (297) and is 3rd in field goal attempts (1,633).
- Jackson's 43 points ties for the second most points in a game in MAC history.
- Leads the MAC and is 7th in the nation in scoring (21.9 ppg) (As of 3/3).
- Has 38 20-plus scoring games in her career, which is the most 20-point games in Miami history,
- Scored over 20 points in 19 games this season, giving Jackson the Miami single-season record for 20-point games.
- MAC Player of the Week four times this season.
- Set a career-high with five made three-pointers in a win over IUPUI on Nov. 17.
- Matched a career-high with 12 made field goals at UTSA on Dec. 29.

## JACKSON GAME-BY-GAME

DATE	OPPONENT	MIN.	FG	3-PT	FT	REB	A	TO	BS	S	TP
11/9	at Notre Dame	27	2-11	1-4	4-4	3	1	4	0	2	9
11/16	Radford	36	11-23	2-6	5-6	7	4	5	0	4	29
11/17	IUPUI	36	7-11	5-7	2-3	3	3	2	0	1	21
11/21	Wright State	35	6-17	1-9	7-10	6	4	6	0	5	20
11/24	at IPFW	29	8-21	1-3	5-5	5	2	2	1	3	22
11/28	at Murray State	38	10-17	3-5	4-5	2	3	6	1	0	27
12/1	Cleveland State	32	12-21	3-9	2-2	4	6	3	0	4	29
12/5	Robert Morris	28	7-19	1-7	7-8	3	3	5	0	1	22
12/8	at Youngstown State	28	3-17	1-4	5-9	4	3	4	0	1	12
12/16	Illinois State	27	8-16	2-5	4-6	4	0	5	0	1	22
12/19	IUPUI	27	8-17	1-4	4-4	8	1	4	0	2	27
12/29	at UTSA	41	12-19	3-6	16-19	4	1	3	0	3	43
12/30	vs. Chattanooga										Did Not Play
1/2	Temple	37	6-16	2-5	13-14	2	1	0	0	2	27
1/9	Buffalo*	31	6-20	2-9	5-5	3	2	2	1	2	19
1/12	at Kent State*	37	11-21	4-9	5-6	6	2	4	0	2	31
1/16	Akron*	30	6-17	0-7	2-4	4	2	0	1	2	14
1/19	at Ohio*	36	7-21	1-4	5-5	4	5	1	2	0	20
1/22	at Bowling Green*	38	11-25	1-5	4-4	6	3	5	0	4	27
1/26	Northern Illinois* 38	8-20	2-8	9-10	7	5	1	0	5	27	
1/29	at Eastern Mich.* 32	8-18	0-5	6-8	5	6	2	0	2	22	
2/2	at Central Mich.* 31	4-14	1-6	10-11	3	1	3	0	4	19	
2/9	Western Mich.* 34	4-22	1-6	0-0	2	3	4	0	2	9	
2/13	Ball State*	34	9-21	2-8	5-5	5	5	1	0	2	25
2/16	at Toledo*	26	5-11	3-7	5-7	3	3	1	0	2	18
2/20	at Buffalo*	27	9-16	4-8	8-8	3	1	4	0	1	30
2/23	Bowling Green* 37	5-15	1-4	4-4	3	1	5	0	4	15	
2/27	Kent State* 32	6-17	3-6	2-2	8	6	5	0	3	17	
3/1	at Akron* 33	6-20	1-4	7-9	9	4	2	0	3	20	
3/5	Ohio* 38	8-23	2-6	1-2	3	5	3	0	3	19	

## AMANDA JACKSON'S CAREER STATS

Year	GP	GS	Min	Avg	FG	FGA	Pct	3FG	3FGA	Pct	FT	FTA	Pct	Off	Def	Tot	Avg	PF	FO	Ast	TO	Blk	Stl	Pts	Avg
03-04	31	23	771	24.9	139	321	.433	24	70	.343	89	108	.824	40	65	105	3.4	72	1	69	93	5	84	391	12.6
04-05	27	27	751	27.8	129	357	.361	14	77	.182	81	104	.779	43	80	123	4.6	79	4	69	96	3	60	353	13.1
05-06	1	1	10	10.0	3	8	.375	0	1	.000	2	3	.667	1	1	2	2.0	1	0	0	1	0	1	8	8.0
06-07	30	29	837	27.9	175	444	.394	48	142	.338	117	140	.836	36	105	141	4.7	87	1	87	113	2	80	515	17.2
07-08	29	29	956	33.0	213	526	.405	54	176	.307	156	185	.843	42	88	130	4.5	91	3	86	92	4	72	636	21.9
<b>TOTAL</b>	<b>118</b>	<b>109</b>	<b>3325</b>	<b>28.2</b>	<b>659</b>	<b>1656</b>	<b>.398</b>	<b>140</b>	<b>466</b>	<b>.300</b>	<b>445</b>	<b>540</b>	<b>.824</b>	<b>162</b>	<b>339</b>	<b>501</b>	<b>4.2</b>	<b>330</b>	<b>9</b>	<b>311</b>	<b>395</b>	<b>14</b>	<b>297</b>	<b>1903</b>	<b>16.1</b>

# Jenna Schone

Year.: Junior  
 Height: 5-7  
 Hometown: Pickerington, OH  
 High School: Pickerington North



**Guard**

**10**

## Career Highs

- POINTS** ..... 29 at Akron (3-1-08)
- REBOUNDS** .....7 (3x's), last at Ohio (2-18-07)
- ASSISTS** ..... 11 (3x's), last vs. Akron (1-16-08)
- STEALS** .....6 at UTSA (12-29-07)
- FIELD GOALS** .....9 vs. Kent State (2-24-07)
- 3-POINT FG** .....5 (4x's), last at Akron (3-1-08)
- FREE THROWS** .....8 (of 10) at Akron (3-10-08)
- MINUTES** .....48 at UTSA (12-29-07)

## SCHONE NOTES

- Broke or tied three career-highs against Akron on March 1, 2008, including scoring a career-high 29 points.
- Became 17th Miami women's basketball player to score 1,000 points in a career against Akron (3/1)
- Has a career assist/turnover ratio of 1.69.
- Recorded first double-double of her career with 15 points and 11 assists against Akron on Jan. 16.
- Has 410 assists in her career and ranks 3rd on Miami's Top 10 assists chart.
- Has five 20-plus point games this season and eight in her career.
- Has scored in double-figures in 22 games this season and is second leading scorer on the team.
- Eighth in the MAC in scoring (13.9 ppg), fourth in assists (5.4 apg), first in assist/turnover ratio (1.92) and second in minutes per game (36.9 mpg).
- Has started every game of her career (88).
- Ranks nationally in assists, 3-PT FG Pct., 3-PT FG made and assist/turnover ratio (As of 3/3).

## SCHONE GAME-BY-GAME

DATE	OPPONENT	MIN.	FG	3-PT	FT	REB	A	TO	BS	S	TP
11/9	at Notre Dame	36	7-19	2-9	0-0	5	2	5	0	1	16
11/16	Radford	37	5-14	3-6	3-6	1	3	3	0	0	16
11/17	IUPUI	37	3-8	3-4	1-4	1	4	1	0	1	10
11/21	Wright State	39	8-14	3-5	1-2	2	1	7	0	2	20
11/24	at IPFW	42	3-21	0-5	3-3	3	5	4	0	3	9
11/28	at Murray State	30	5-14	3-8	3-4	4	7	5	0	1	16
12/1	Cleveland State	38	5-13	4-10	5-6	1	9	3	0	0	19
12/5	Robert Morris	37	7-13	3-7	2-3	3	9	1	0	1	19
12/8	at Youngstown State	37	5-16	2-9	3-4	0	4	2	0	2	15
12/16	Illinois State	37	6-18	1-3	1-2	2	7	2	0	1	14
12/19	IUPUI	30	4-10	1-5	0-0	2	10	1	0	2	9
12/29	at UTSA	48	6-17	3-6	5-6	3	5	6	0	6	20
12/30	vs. Chattanooga	37	6-18	3-6	0-0	4	1	2	0	1	15
1/2	Temple	38	5-12	2-7	0-0	1	7	1	0	1	12
1/9	Buffalo*	37	5-14	1-8	2-2	0	6	1	0	1	13
1/12	at Kent State*	36	0-9	0-7	0-0	1	5	7	0	2	0
1/16	Akron*	36	6-14	3-7	0-2	2	11	3	0	3	15
1/19	at Ohio*	35	1-11	0-5	0-0	3	3	1	0	2	2
1/22	at Bowling Green*	37	1-9	1-4	3-4	3	6	3	0	1	6
1/26	Northern Illinois*	34	3-11	3-7	0-0	2	3	4	0	0	9
1/29	at Eastern Mich.*	38	6-11	5-8	3-4	3	6	4	0	2	20
2/2	at Central Mich.*	40-	3-9	3-6	4-5	1	7	2	0	2	13
2/9	Western Mich.*	38	8-13	4-6	0-0	1	6	2	0	0	20
2/13	Ball State*	32	7-11	5-9	0-0	2	5	3	1	1	19
2/16	at Toledo*	40-	3-15	2-11	5-5	3	7	0	0	3	13
2/20	at Buffalo*	35	7-14	2-4	2-2	1	7	2	0	3	18
2/23	Bowling Green*	38	6-17	0-5	3-5	1	6	4	0	3	15
2/27	Kent State*	32	4-9	4-8	0-0	1	3	0	0	1	12
3/1	at Akron*	36	8-14	5-7	8-10	2	3	2	0	0	29
3/5	Ohio*	40-	1-12	1-6	0-0	5	2	2	0	1	3

## JENNA SCHONE'S CAREER STATS

Year	GP	GS	Min	Avg	FG	FGA	Pct	3FG	3FGA	Pct	FT	FTA	Pct	Off	Def	Tot	Avg	PF	FO	Ast	TO	Blk	Stl	Pts	Avg
05-06	28	28	940	33.6	79	257	.307	47	146	.322	33	48	.688	24	53	77	2.8	61	2	114	75	2	47	238	8.5
06-07	30	30	1013	33.8	125	307	.407	49	144	.340	54	79	.684	19	43	62	2.1	65	3	136	85	1	39	353	11.8
07-08	30	30	1107	36.9	144	400	.360	72	198	.364	57	79	.722	12	51	63	2.1	48	1	160	83	1	47	417	13.9
<b>TOTAL</b>	<b>88</b>	<b>88</b>	<b>3060</b>	<b>34.8</b>	<b>348</b>	<b>964</b>	<b>.361</b>	<b>168</b>	<b>488</b>	<b>.344</b>	<b>144</b>	<b>206</b>	<b>.699</b>	<b>55</b>	<b>147</b>	<b>202</b>	<b>2.3</b>	<b>174</b>	<b>6</b>	<b>410</b>	<b>243</b>	<b>4</b>	<b>133</b>	<b>1008</b>	<b>11.5</b>

Ashley  
**Hawkins**

Year.: Junior  
Height: 5-8  
Hometown: Henderson, KY  
High School: Henderson County



**11**

**Guard**

### Career Highs

**POINTS** ..... 28 vs. Toledo (1-24-07)  
**REBOUNDS** ..... 8 at Murray State (11-28-07)  
**ASSISTS** ..... 8 (2x's), last at Buffalo (2-20-08)  
**STEALS** ..... 6 (2x's), last at Akron (2-21-07)  
**BLOCKS** ..... 2 (3x's), last vs. Ball State (2-13-08)  
**FIELD GOALS** ..... 11 vs. Toledo (1-24-07)  
**3-POINT FG** ..... 3 vs. Buffalo (1-7-06)  
**FREE THROWS** ..... 4 at Kent State (2-25-06)  
**MINUTES** ..... 40 at UTSA (12-29-07)

## HAWKINS NOTES

- Added a career-high tying eight assists at Buffalo (2/20)
- Has four double figure scoring games this season.
- Tied a career-high with two blocks versus Ball State (2/13)
- Provided a lift off the bench with 10 points and six rebounds in a win over Kent State (Jan.12).
- Scored a season-high 14 points against IUPUI on Nov. 17 in the WNIT.
- Grabbed a career-high eight rebounds at Murray State on Nov. 28.
- Ranks third on the team in assists with 76.

## HAWKINS GAME-BY-GAME

DATE	OPPONENT	MIN.	FG	3-PT	FT	REB	A	TO	BS	S	TP
11/9	at Notre Dame	25	0-6	0-2	1-2	1	1	2	0	0	1
11/16	Radford	24	1-9	0-2	0-0	2	4	1	0	1	2
11/17	IUPUI	33	6-9	2-3	0-2	3	3	2	0	1	14
11/21	Wright State	26	3-5	1-2	0-0	0	2	3	0	3	7
11/24	at IPFW	39	4-9	2-3	0-2	5	1	3	0	2	10
11/28	at Murray State	34	3-9	0-1	1-2	8	3	2	0	0	7
12/1	Cleveland State	25	2-8	0-1	2-2	0	2	1	0	1	6
12/5	Robert Morris	25	3-12	1-2	1-2	2	1	1	0	0	8
12/8	at Youngstown State	27	1-3	1-1	2-2	0	4	2	0	0	5
12/16	Illinois State	23	2-13	0-6	0-0	4	3	4	1	1	4
12/19	IUPUI	27	1-7	1-3	1-2	1	4	4	0	1	4
12/29	at UTSA	40	0-6	0-0	2-2	3	1	5	0	1	2
12/30	vs. Chattanooga	29	2-12	0-2	0-0	1	5	1	0	1	4
1/2	Temple	10	1-5	1-1	0-0	1	1	2	0	0	3
1/9	Buffalo*	23	2-7	0-1	1-2	3	1	1	0	0	5
1/12	at Kent State*	31	4-10	2-4	0-0	6	1	2	0	2	10
1/16	Akron*	19	2-4	0-1	0-0	3	2	0	0	0	4
1/19	at Ohio*	34	3-10	1-4	0-0	1	1	2	0	2	7
1/22	at Bowling Green*	31	1-6	0-1	0-0	1	5	1	0	2	2
1/26	Northern Illinois*	28	0-6	0-2	1-3	3	3	4	0	3	1
1/29	at Eastern Mich.*	30	3-7	0-3	0-1	3	0	2	0	0	6
2/2	at Central Mich.*	29	1-4	0-0	0-1	6	2	0	0	2	2
2/9	Western Mich.*	25	5-7	2-4	0-0	3	1	2	1	3	12
2/13	Ball State*	26	3-10	0-1	1-1	2	3	4	2	2	7
2/16	at Toledo*	24	3-8	0-3	2-3	1	3	0	0	0	8
2/20	at Buffalo*	30	3-8	1-2	1-2	1	8	3	0	0	8
2/23	Bowling Green*	32	4-8	1-2	0-0	2	2	2	0	3	9
2/27	Kent State*	21	2-4	0-2	0-0	1	0	1	0	1	4
3/1	at Akron*	24	0-4	0-0	0-0	1	5	2	0	1	0
3/5	Ohio*	27	1-5	0-1	1-2	2	4	1	0	1	3

## ASHLEY HAWKINS' CAREER STATS

Year	GP	GS	Min	Avg	FG	FGA	Pct	3FG	3FGA	Pct	FT	FTA	Pct	Off	Def	Tot	Avg	PF	FO	Ast	TO	Blk	Stl	Pts	Avg
05-06	28	2	476	17.0	59	165	.358	15	43	.349	12	20	.600	31	39	70	2.5	19	0	49	53	5	23	145	5.2
06-07	29	19	745	25.7	125	309	.405	19	61	.311	50	67	.746	20	41	61	2.1	67	5	48	55	10	65	319	11.0
07-08	30	21	831	27.7	66	221	.299	16	60	.267	17	33	.515	19	51	70	2.23	65	2	76	57	4	34	165	5.5
<b>TOTAL</b>	<b>87</b>	<b>42</b>	<b>2052</b>	<b>23.6</b>	<b>250</b>	<b>695</b>	<b>.360</b>	<b>50</b>	<b>164</b>	<b>.305</b>	<b>79</b>	<b>120</b>	<b>.658</b>	<b>70</b>	<b>131</b>	<b>201</b>	<b>2.3</b>	<b>151</b>	<b>7</b>	<b>173</b>	<b>165</b>	<b>19</b>	<b>122</b>	<b>629</b>	<b>7.2</b>

# Chanell Ridley

Year.: Sophomore  
 Height: 6-0  
 Hometown: Fort Wayne, IN  
 High School: Concordia Lutheran



**Forward**

## Career Highs

**POINTS** ..... 6 at LaSalle (12-20-06)  
**REBOUNDS** ..... 6 at Temple (12-17-06)  
**ASSISTS** ..... 1 (7x's), last vs. Robert Morris (12-5-07)  
**STEALS** ..... 2 (2x's), last vs. Chattanooga (12-30-07)  
**FIELD GOALS** ..... 3 at LaSalle (12-20-06)  
**3-POINT FG** ..... —  
**FREE THROWS** ..... 2 (of 2) vs. IUPUI (11-17-07)  
**MINUTES** ..... 23 at W. Michigan (2-10-07)

## RIDLEY NOTES

- Had a season-high five points against Toledo (Feb. 16)
- Has played in 20 games this season.
- Tied a career-high two steals against Chattanooga on Dec. 30.

## RIDLEY GAME-BY-GAME


DATE	OPPONENT	MIN.	FG	3-PT	FT	REB	A	TO	BS	S	TP
11/9	at Notre Dame	22	0-2	0-0	0-0	3	1	2	1	0	0
11/16	Radford	13	0-0	0-0	0-0	1	0	1	0	1	0
11/17	IUPUI	17	0-2	0-0	2-2	2	0	1	0	0	2
11/21	Wright State	11	1-1	0-0	0-0	1	1	2	0	0	2
11/24	at IPFW	5	0-2	0-0	0-0	1	0	0	0	0	0
11/28	at Murray State										
	Did Not Play										
12/1	Cleveland State	2	0-0	0-0	0-0	0	0	0	0	0	0
12/5	Robert Morris	11	0-1	0-0	0-0	3	1	0	0	0	0
12/8	at Youngstown State	5	0-1	0-0	0-0	4	0	1	0	0	0
12/16	Illinois State	16	0-1	0-0	0-0	1	0	0	0	2	0
12/19	IUPUI	14	0-0	0-0	0-0	3	0	2	1	0	0
12/29	at UTSA	12	0-1	0-0	0-0	0	0	1	0	1	0
12/30	vs. Chattanooga	4	0-1	0-0	0-0	2	0	0	0	2	0
1/2	Temple										
	Did Not Play										
1/9	Buffalo*										
	Did Not Play										
1/12	at Kent State*	2	0-1	0-0	0-0	0	0	0	0	0	0
1/16	Akron*										
	Did Not Play										
1/19	at Ohio*										
	Did Not Play										
1/22	at Bowling Green*										
	Did Not Play										
1/26	Northern Illinois*										
	Did Not Play										
1/29	at Eastern Mich.*										
	Did Not Play										
2/2	at Central Mich.*										
	Did Not Play										
2/9	Western Mich.*	0+	0-0	0-0	0-0	0	0	0	0	0	0
2/13	Ball State*	3	0-0	0-0	0-0	1	0	0	0	0	0
2/16	at Toledo*	8	2-2	0-0	1-2	0	0	0	0	0	5
2/20	at Buffalo*	6	0-0	0-0	0-0	2	0	0	0	0	0
2/23	Bowling Green*										
	Did Not Play										
2/27	Kent State*	3	0-1	0-0	0-0	0	0	1	0	0	0
3/1	at Akron*	4	0-0	0-0	0-0	0	0	1	0	1	0
3/5	Ohio*	5	1-1	0-0	0-0	2	0	0	1	0	2

## CHANELL RIDLEY'S CAREER STATS

Year	GP	GS	Min	Avg	FG	FGA	Pct	3FG	3FGA	Pct	FT	FTA	Pct	Off	Def	Tot	Avg	PF	FO	Ast	TO	Blk	Stl	Pts	Avg
06-07	16	0	116	7.3	8	20	.400	0	0	.000	1	3	.333	11	19	30	1.9	20	0	4	9	4	3	17	1.1
07-08	20	0	163	8.2	4	17	.235	0	0	.000	3	4	.750	9	17	26	1.3	25	1	3	12	3	7	11	0.6
<b>TOTAL</b>	<b>36</b>	<b>0</b>	<b>279</b>	<b>7.8</b>	<b>12</b>	<b>37</b>	<b>.324</b>	<b>0</b>	<b>0</b>	<b>.000</b>	<b>4</b>	<b>7</b>	<b>.571</b>	<b>20</b>	<b>36</b>	<b>56</b>	<b>1.6</b>	<b>45</b>	<b>1</b>	<b>7</b>	<b>21</b>	<b>7</b>	<b>10</b>	<b>28</b>	<b>0.8</b>

Courtney  
**Reed**

Year.: Sophomore  
Height: 5-9  
Hometown: Andrews, IN  
High School: Northfield



23

Guard

### Career Highs

**POINTS** ..... 16 (2x's), last vs. Radford (11-16-07)  
**REBOUNDS** ..... 9 vs. IUPUI (12-19-07)  
**ASSISTS** ..... 5 vs. IUPUI (11-17-07)  
**STEALS** ..... 4 (3x's), last at Central Michigan (2-2-08)  
**FIELD GOALS** ..... 8 vs. Radford (11-16-07)  
**3-POINT FG** ..... 4 vs. IUPUI (12-19-07)  
**FREE THROWS** ..... 5 (of 8) at IPFW (11-24-07)  
**MINUTES** ..... 31 (2x's), last vs. Chattanooga (12-30-07)

- ### REED NOTES
- Scored 14 points off the bench in Miami's 82-72 overtime win versus Ohio (3/5)
  - Ranks 10th in the conference in FG % (.479)
  - Has scored in double-figures in 13 games this season, which is third on the team.
  - Hit a career-high four three-pointers and grabbed a career-best nine rebounds against IUPUI on Dec. 19.
  - Scored a career-high tying 16 points against Radford on 8-of-11 shooting on Nov. 16.
  - Earned her first career start against IUPUI on Nov. 17 and scored 10 points and dished out a career-high five assists.

### REED GAME-BY-GAME

DATE	OPPONENT	MIN.	FG	3-PT	FT	REB	A	TO	BS	S	TP
11/9	at Notre Dame	21	5-12	1-3	0-1	2	1	3	0	3	11
11/16	Radford	19	8-11	0-1	0-1	3	2	3	0	4	16
11/17	IUPUI	25	4-7	0-0	2-5	2	5	5	0	1	10
11/21	Wright State	25	1-2	0-0	1-3	4	1	3	0	4	3
11/24	at IPFW	31	3-7	0-1	5-8	6	1	1	0	2	11
11/28	at Murray State	22	1-5	0-1	4-4	7	3	3	0	0	6
12/1	Cleveland State	10	1-4	0-1	0-0	1	1	1	0	0	2
12/5	Robert Morris	18	5-7	2-2	3-4	0	1	3	0	1	15
12/8	at Youngstown State	21	2-6	0-1	0-1	8	2	2	0	0	4
12/16	Illinois State	17	3-4	0-0	0-0	2	0	2	1	1	6
12/19	IUPUI	23	4-8	4-5	2-3	9	1	1	0	2	14
12/29	at UTSA	29	4-7	0-1	3-3	4	0	5	0	1	11
12/30	vs. Chattanooga	31	6-11	1-1	1-1	7	2	3	0	2	14
1/2	Temple	26	2-9	0-2	4-6	3	1	3	1	3	8
1/9	Buffalo*	24	5-10	1-3	2-2	1	0	4	0	0	13
1/12	at Kent State*	20	2-5	1-2	4-5	3	1	4	0	2	9
1/16	Akron*	22	6-11	0-1	2-8	6	1	3	2	0	15
1/19	at Ohio*	23	2-7	0-1	1-2	3	0	2	0	0	5
1/22	at Bowling Green*	10	0-1	0-0	0-0	1	0	2	0	0	0
1/26	Northern Illinois*	10	1-2	0-0	0-0	0	1	1	0	0	2
1/29	at Eastern Mich.*	15	6-11	3-4	0-0	2	1	0	0	0	15
2/2	at Central Mich.*	23	2-4	0-0	0-0	2	0	3	0	4	4
2/9	Western Mich.*	19	4-8	2-4	1-2	2	0	1	0	1	11
2/13	Ball State*	14	1-3	0-1	1-2	0	0	1	1	1	3
2/16	at Toledo*	14	3-4	1-1	0-2	5	2	2	0	1	7
2/20	at Buffalo*	12	2-3	0-0	2-3	3	0	1	0	1	6
2/23	Bowling Green*	10	0-0	0-0	0-0	0	0	3	0	1	0
2/27	Kent State*	13	0-1	0-0	0-0	1	0	0	0	0	2
3/1	at Akron*	20	2-8	0-0	2-2	2	0	0	0	1	6
3/5	Ohio*	21	6-10	1-2	1-1	2	2	0	0	0	14

### COURTNEY REED'S CAREER STATS

Year	GP	GS	Min	Avg	FG	FGA	Pct	3FG	3FGA	Pct	FT	FTA	Pct	Off	Def	Tot	Avg	PF	FO	Ast	TO	Blk	Stl	Pts	Avg
06-07	30	0	309	10.3	36	94	.383	7	20	.350	35	48	.729	11	14	25	0.8	56	2	17	34	4	16	114	3.8
07-08	30	11	588	19.6	92	192	.479	17	39	.436	41	69	.594	23	69	92	3.1	87	3	29	67	5	37	242	8.1
<b>TOTAL</b>	<b>60</b>	<b>11</b>	<b>897</b>	<b>15.0</b>	<b>128</b>	<b>286</b>	<b>.448</b>	<b>24</b>	<b>59</b>	<b>.407</b>	<b>76</b>	<b>117</b>	<b>.650</b>	<b>34</b>	<b>83</b>	<b>117</b>	<b>2.0</b>	<b>143</b>	<b>5</b>	<b>46</b>	<b>101</b>	<b>9</b>	<b>53</b>	<b>356</b>	<b>5.9</b>

Briana  
**Dunlap**

Year.: Freshman  
Height: 5-8  
Hometown: Country Club Hills, IL  
High School: Hillcrest



**Guard**

**24**

**Career Highs**

**POINTS** .....14 vs. Cleveland State (12-1-07)  
**REBOUNDS** .....3 (2x's), last at Toledo (2-16-08)  
**ASSISTS** .....2 vs. Northern Illinois (1-26-08)  
**STEALS** .....4 vs. Northern Illinois (1-26-08)  
**FIELD GOALS** .....5 vs. Kent State (2-27-08)  
**3-POINT FG** .....4 (2x's), last at Buffalo (2-20-08)  
**FREE THROWS** .....2 (4x's), last vs. W. Michigan (2-9-08)  
**MINUTES** .....26 vs. Kent State (2-27-08)

**DUNLAP NOTES**

- Scored 13 points in a career-best 26 minutes during the first start of her career against Kent State (Feb. 27).
- Recorded first back-to-back double-figure scoring games of her career Feb. 16 and Feb. 20.
- Shooting 45.9 percent from three over last 10 games.
- Collected a season-high four steals vs. Northern Illinois on Jan. 26.
- 30-of-42 baskets this season are from behind-the-arc.
- Scored a season-high 14 points versus Cleveland State, including four three-pointers.

**DUNLAP GAME-BY-GAME**


DATE	OPPONENT	MIN.	FG	3-PT	FT	REB	A	TO	BS	S	TP
11/9	at Notre Dame	17	2-7	0-2	0-0	2	1	2	0	0	4
11/16	Radford	4	0-0	0-0	1-2	0	0	0	0	0	1
11/17	IUPUI	4	0-1	0-1	0-0	1	0	0	0	0	0
11/21	Wright State	2	0-0	0-0	0-0	0	0	0	0	0	0
11/24	at IPFW	6	0-2	0-2	0-0	0	0	1	0	0	0
11/28	at Murray State	7	0-1	0-0	0-0	0	0	0	0	0	0
12/1	Cleveland State	17	4-7	4-5	2-3	1	1	2	0	2	14
12/5	Robert Morris	13	1-5	1-2	0-0	3	0	2	0	0	3
12/8	at Youngstown State	8	0-4	0-1	2-2	2	0	0	0	0	2
12/16	Illinois State	12	2-5	1-3	2-2	1	0	0	0	0	7
12/19	IUPUI	19	2-6	1-3	0-0	0	1	2	0	1	5
12/29	at UTSA	21	0-2	0-2	0-0	2	1	1	0	0	0
12/30	vs. Chattanooga	21	3-7	3-4	0-0	2	0	1	0	0	9
1/2	Temple	16	2-4	2-4	1-2	2	1	0	0	0	7
1/9	Buffalo*	9	0-4	0-4	0-0	1	1	2	0	0	0
1/12	at Kent State*	10	1-4	1-3	0-0	0	1	1	0	1	3
1/16	Akron*	11	0-3	0-0	0-0	1	0	1	0	0	0
1/19	at Ohio*	19	1-7	0-4	0-0	0	1	0	0	1	2
1/22	at Bowling Green*	8	1-1	0-0	0-0	0	0	0	0	0	2
1/26	Northern Illinois*	16	1-9	0-7	0-0	2	2	2	0	4	2
1/29	at Eastern Mich.*	9	2-3	2-2	0-0	0	0	0	0	0	6
2/2	at Central Mich.*	18	3-3	2-2	0-0	1	1	3	0	1	8
2/9	Western Mich.*	16	1-6	1-3	2-2	1	0	2	0	1	5
2/13	Ball State*	19	1-6	1-4	0-0	1	1	0	0	0	3
2/16	at Toledo*	19	4-6	3-5	2-2	3	0	2	0	0	13
2/20	at Buffalo*	21	4-7	4-6	0-0	1	0	0	0	3	12
2/23	Bowling Green*	8	0-2	0-2	0-0	0	0	1	0	0	0
2/27	Kent State*	26	5-12	3-9	0-0	2	1	1	0	1	13
3/1	at Akron*	12	1-2	0-1	0-0	2	1	4	0	0	2
3/5	Ohio*	14	1-3	1-3	0-0	0	0	0	0	0	3

**BRIANA DUNLAP'S CAREER STATS**

Year	GP	GS	Min	Avg	FG	FGA	Pct	3FG	3FGA	Pct	FT	FTA	Pct	Off	Def	Tot	Avg	PF	FO	Ast	TO	Blk	Stl	Pts	Avg
07-08	30	3	403	13.4	42	129	.326	30	84	.357	12	15	.800	10	21	31	1.0	26	0	14	30	0	15	126	4.2

Michele  
**Weynandt**

Year.: Freshman  
Height: 5-10  
Hometown: Schifflonge, Luxembourg  
High School: University at Mannheim



30

Forward

### Career Highs

**POINTS** .....4 vs. IUPUI (12-19-07)  
**REBOUNDS** .....3 (2x's), last at Bowling Green (1-22-08)  
**ASSISTS** .....1 (2x's), last at Bowling Green (1-22-08)  
**STEALS** .....2 at Kent State (1-12-08)  
**FIELD GOALS** ..... 1 (3x's), last vs. Chattanooga (12-30-07)  
**3-POINT FG** ..... —  
**FREE THROWS** ..... 2 (of 2) vs. IUPUI (12-19-07)  
**MINUTES** ..... 14 vs. Chattanooga (12-30-07)

## WEYNANDT NOTES

- Had a career-high two steals at Kent State on Jan. 12.
- Grabbed a career-high three rebounds against Temple on Jan. 2.
- Scored a career-best four points vs. IUPUI on Dec. 19
- Earned a start in her first career game at Miami against Notre Dame on Nov. 9.
- Has played in 21 games this season.

## WEYNANDT GAME-BY-GAME

DATE	OPPONENT	MIN.	FG	3-PT	FT	REB	A	TO	BS	S	TP
11/9	at Notre Dame	11	1-3	0-0	0-0	1	0	0	0	0	2
11/16	Radford	9	0-0	0-0	0-0	2	0	2	0	1	0
11/17	IUPUI	2	0-0	0-0	0-0	0	0	1	0	0	0
11/21	Wright State	2	0-0	0-0	0-0	0	0	0	0	0	0
11/24	at IPFW										Did Not Play
11/28	at Murray State	9	0-0	0-0	0-1	2	1	1	0	0	0
12/1	Cleveland State										Did Not Play
12/5	Robert Morris										Did Not Play
12/8	at Youngstown State	0	0-0	0-0	0-0	0	0	0	0	0	0
12/16	Illinois State										Did Not Play
12/19	IUPUI	5	1-1	0-0	2-2	0	0	0	0	0	4
12/29	at UTSA	12	0-0	0-0	0-0	2	0	1	0	0	0
12/30	vs. Chattanooga	14	1-1	0-0	1-2	2	0	0	0	0	3
1/2	Temple	12	0-0	0-0	0-0	3	0	1	0	1	0
1/9	Buffalo*	6	0-0	0-0	0-0	1	0	0	0	0	0
1/12	at Kent State*	10	1-1	0-0	0-0	0	0	1	0	2	2
1/16	Akron*	5	0-0	0-0	0-0	0	0	0	0	0	0
1/19	at Ohio*	2	0-1	0-1	0-0	1	0	0	0	0	0
1/22	at Bowling Green*	9	0-1	0-0	0-0	3	1	1	0	0	0
1/26	Northern Illinois*	4	0-1	0-0	1-2	1	0	0	0	0	1
1/29	at Eastern Mich.*	4	0-1	0-0	0-0	0	0	1	0	0	0
2/2	at Central Mich.*	1	0-0	0-0	0-0	0	0	0	0	0	0
2/9	Western Mich.*	2	0-0	0-0	0-0	0	0	2	0	0	0
2/13	Ball State*										Did Not Play
2/16	at Toledo*										Did Not Play
2/20	at Buffalo*	2	0-0	0-0	0-0	0	0	0	0	0	0
2/23	Bowling Green*										Did Not Play
2/27	Kent State*	3	0-1	0-0	0-0	1	0	0	0	0	0
3/1	at Akron*										Did Not Play
3/5	Ohio*										Did Not Play

## MICHELE WEYNANDT'S CAREER STATS

Year	GP	GS	Min	Avg	FG	FGA	Pct	3FG	3FGA	Pct	FT	FTA	Pct	Off	Def	Tot	Avg	PF	FO	Ast	TO	Blk	Stl	Pts	Avg
07-08	21	2	124	5.9	4	11	.364	0	1	.000	4	7	.571	8	11	19	0.9	24	0	2	11	0	4	12	0.6

Laura

# Markwood

Year.: Senior  
 Height: 6-2  
 Hometown: Perrysburg, OH  
 High School: Perrysburg



Forward

33

## Career Highs

- POINTS** ..... 30 vs. Ohio (3-1-08)
- REBOUNDS** ..... 20 at Youngstown State (12-8-07)
- ASSISTS** ..... 5 at Eastern Michigan (1-29-08)
- STEALS** ..... 5 (3x's), last vs. Kent State (2-24-07)
- BLOCKS** ..... 2 (8x's), last vs. Illinois State (12-16-07)
- FIELD GOALS** ..... 10 vs. Ohio (3-1-08)
- FREE THROWS** ..... 10 (-of-12) vs. Ohio (3-1-08)
- MINUTES** ..... 39 at Toledo (2-16-08)

## MARKWOOD NOTES

- Scored a career-high 30 points on a career-best 10 field goals on Senior Night against Ohio (3/5).
- Tied for seventh on MAC single-season rebounding chart and needs 35 rebounds to set new MAC single-season rebounding record.
- Scored 24 points on a perfect 7-of-7 shooting from the field on Jan. 26.
- Miami's single-season rebounding leader and senior-class rebounding leader (319).
- Leads the MAC in rebounding and is 8th in the nation in rebounding (10.6 rpg).
- Scored in double figures 11 times this season and in seven of the last 14 games.
- Became the first Miami player since 1998 to grab 20 rebounds in a game when she corralled 20 boards against Youngstown St. on Dec. 8.
- Has 18 double-digit rebounding games this season and has eight double-doubles.
- She has surpassed her single-season best for rebounds and is fifth on Miami's Top-10 rebounding chart.

## MARKWOOD GAME-BY-GAME

DATE	OPPONENT	MIN.	FG	3-PT	FT	REB	A	TO	BS	S	TP
11/9	at Notre Dame	27	1-5	0-0	3-6	12	0	1	1	2	5
11/16	Radford	29	1-3	0-2	0-0	16	1	3	1	2	2
11/17	IUPUI	33	2-7	1-2	6-8	13	1	4	0	2	11
11/21	Wright State	36	2-4	0-0	0-1	6	1	0	1	1	4
11/24	at IPFW	36	6-12	1-3	2-4	9	0	2	0	2	15
11/28	at Murray State	34	0-3	0-0	0-0	7	0	2	2	3	0
12/1	Cleveland State	29	2-4	0-0	2-5	13	1	3	0	3	6
12/5	Robert Morris	24	2-2	0-0	0-0	7	2	0	1	0	4
12/8	at Youngstown State	30	5-10	0-1	2-4	20	0	0	0	4	12
12/16	Illinois State	27	4-9	1-1	3-4	10	0	0	2	1	12
12/19	IUPUI	22	3-5	1-1	1-2	5	0	0	1	2	8
12/29	at UTSA	27	0-7	0-1	2-2	8	0	2	0	1	2
12/30	vs. Chattanooga	22	0-2	0-1	4-5	3	0	1	0	0	4
1/2	Temple	33	4-11	0-2	0-1	10	2	0	1	4	8
1/9	Buffalo*	35	2-5	0-0	0-0	15	0	0	0	3	4
1/12	at Kent State*	28	3-3	0-0	0-0	6	4	2	1	4	6
1/16	Akron*	23	1-5	0-2	0-0	6	0	3	0	1	2
1/19	at Ohio*	35	4-10	2-3	4-4	11	0	1	2	2	14
1/22	at Bowling Green*	28	4-5	3-4	1-3	15	0	2	1	0	12
1/26	Northern Illinois*	31	7-7	3-3	7-9	17	1	1	2	2	24
1/29	at Eastern Mich.*	35	2-6	0-2	2-2	13	5	2	0	2	6
2/2	at Central Mich.*	28	7-8	1-1	3-4	4	2	3	0	1	18
2/9	Western Mich.*	28	3-7	1-2	0-0	12	3	2	0	2	7
2/13	Ball State*	36	3-9	2-4	0-0	12	1	1	1	3	8
2/16	at Toledo*	39	1-6	0-2	2-2	16	1	1	0	0	4
2/20	at Buffalo*	31	3-4	0-1	0-0	10	0	1	0	1	6
2/23	Bowling Green*	29	1-2	0-1	4-4	7	0	3	2	0	6
2/27	Kent State*	30	6-14	1-3	6-8	11	2	2	0	4	19
3/1	at Akron*	32	4-11	1-1	6-6	16	2	2	1	3	15
3/5	Ohio*	36	10-14	0-0	10-12	9	0	0	0	2	30

## LAURA MARKWOOD'S CAREER STATS

Year	GP	GS	Min	Avg	FG	FGA	Pct	3FG	3FGA	Pct	FT	FTA	Pct	Off	Def	Tot	Avg	PF	FO	Ast	TO	Blk	Stl	Pts	Avg
04-05	29	6	671	23.1	64	153	.418	0	1	.000	60	88	.682	85	80	165	5.7	79	1	14	29	20	41	188	6.5
05-06	21	15	369	17.6	35	79	.443	0	1	.000	26	38	.684	43	58	101	4.8	58	3	8	27	7	31	96	4.6
06-07	26	18	591	22.7	53	128	.414	2	4	.500	35	52	.673	66	76	142	5.5	81	3	18	33	6	40	143	5.5
07-08	30	30	913	30.4	93	200	.465	18	43	.419	70	96	.729	114	205	319	10.6	95	6	29	44	20	57	274	9.1
<b>TOTAL</b>	<b>106</b>	<b>69</b>	<b>2544</b>	<b>24.0</b>	<b>245</b>	<b>560</b>	<b>.438</b>	<b>20</b>	<b>49</b>	<b>.408</b>	<b>191</b>	<b>274</b>	<b>.697</b>	<b>308</b>	<b>419</b>	<b>727</b>	<b>6.9</b>	<b>313</b>	<b>13</b>	<b>69</b>	<b>133</b>	<b>53</b>	<b>169</b>	<b>701</b>	<b>6.6</b>

Stephanie  
**Ford**

Year.: Junior  
Height: 6-3  
Hometown: Indianapolis, IN  
High School: Franklin Central

**Center**



40

## Career Highs

**POINTS**..... 16 at Murray State (11-28-07)  
**REBOUNDS** ..... 16 at IPFW (11-24-07)  
**ASSISTS** ..... 2 (5x's), last vs. Bowling Green (2-23-08)  
**STEALS** ..... 3 (4x's), last vs. Bowling Green (2-23-08)  
**BLOCKS** ..... 4 (2x's) at Akron (3-1-08)  
**FIELD GOALS** ..... 7 at Murray State (11-28-07)  
**FREE THROWS** ..... 6 (of 8) at Cleveland State (11-10-06)  
**MINUTES** ..... 33 vs. Bowling Green (2-23-08)

## FORD NOTES

- Needs four blocks to break single-season blocks record.
- Recorded first double-double of her career with 15 points and 11 rebounds vs. Bowling Green (Feb. 23)
- Tied a career-high with four blocks at Akron (3/1)
- Scored in double figures in nine games this season
- Has seven double-figure rebounding games this season, including 10-plus rebounds in five of the last seven games.
- Hit two-clutch free throws against Bowling Green (Jan. 22) to secure the 63-60 win.
- Earned her first career start on Nov. 28. In her first start she scored a career-high 16 points and grabbed 6 rebounds.
- Ranks first in the MAC in blocks (1.66 bpg) and 63rd in the nation.
- Grabbed a career-high 16 rebounds against IPFW on Nov. 24.

## FORD GAME-BY-GAME

DATE	OPPONENT	MIN.	FG	3-PT	FT	REB	A	TO	BS	S	TP
11/9	at Notre Dame	14	1-3	0-0	0-1	4	0	4	0	0	2
11/16	Radford	29	2-3	0-0	4-4	7	0	3	1	1	8
11/17	IUPUI	13	2-2	0-0	1-2	3	0	1	0	0	5
11/21	Wright State	24	2-2	0-0	3-4	6	0	1	1	1	7
11/24	at IPFW	32	2-7	0-1	3-4	16	1	0	2	2	7
11/28	at Murray State	26	7-13	0-1	2-2	6	1	1	1	0	16
12/1	Cleveland State	26	1-1	0-0	1-1	5	2	0	1	1	3
12/5	Robert Morris	32	3-4	0-0	3-4	9	0	2	2	1	9
12/8	at Youngstown State	32	6-10	0-0	0-0	9	1	1	2	0	12
12/16	Illinois State	27	2-4	0-0	0-1	4	0	2	2	2	4
12/19	IUPUI	25	4-6	0-0	4-5	7	0	3	1	3	12
12/29	at UTSA	20	4-8	0-0	3-6	9	0	4	0	1	11
12/30	vs. Chattanooga	30	4-6	0-0	4-4	3	1	1	1	0	12
1/2	Temple	26	2-6	0-0	1-2	8	0	1	2	0	5
1/9	Buffalo*	32	0-2	0-0	3-4	9	1	1	2	1	3
1/12	at Kent State*	24	0-4	0-0	3-4	7	1	0	1	3	3
1/16	Akron*	32	4-7	0-0	1-4	11	1	2	3	2	9
1/19	at Ohio*	10	0-0	0-0	1-2	2	0	2	1	2	2
1/22	at Bowling Green*	28	5-8	0-0	2-2	6	0	2	1	1	12
1/26	Northern Illinois*	15	1-4	0-0	0-0	3	2	2	0	2	2
1/29	at Eastern Mich.*	29	1-3	0-0	4-4	4	0	1	3	0	6
2/2	at Central Mich.*	26	5-8	0-0	0-2	2	2	3	2	2	10
2/9	Western Mich.*	29	2-5	0-0	5-6	12	1	1	3	0	9
2/13	Ball State*	31	2-7	0-0	0-2	10	0	0	4	0	4
2/16	at Toledo*	28	3-5	0-0	2-2	11	1	1	2	0	8
2/20	at Buffalo*	28	2-2	0-0	0-0	7	0	2	1	1	4
2/23	Bowling Green*	33	6-11	0-1	3-8	11	2	1	3	3	15
2/27	Kent State*	24	2-8	0-0	0-0	10	1	3	2	3	4
3/1	at Akron*	22	4-9	0-0	3-6	7	0	0	4	0	11
3/5	Ohio*	38	3-6	0-0	0-0	7	2	1	1	2	6

## STEPHANIE FORD'S CAREER STATS

Year	GP	GS	Min	Avg	FG	FGA	Pct	3FG	3FGA	Pct	FT	FTA	Pct	Off	Def	Tot	Avg	PF	FO	Ast	TO	Blk	Stl	Pts	Avg
05-06	21	0	177	8.4	27	43	.628	0	0	.000	15	23	.652	17	14	31	1.5	15	0	5	10	3	10	69	3.3
06-07	30	0	423	14.1	34	73	.466	0	0	.000	26	38	.684	40	49	89	3.0	67	3	6	22	13	15	94	3.1
07-08	30	24	785	26.2	82	164	.500	0	3	.000	56	86	.651	109	106	215	7.2	104	7	20	46	49	34	220	7.3
<b>TOTAL</b>	<b>81</b>	<b>24</b>	<b>1385</b>	<b>17.1</b>	<b>143</b>	<b>280</b>	<b>.511</b>	<b>0</b>	<b>3</b>	<b>.000</b>	<b>97</b>	<b>147</b>	<b>.660</b>	<b>166</b>	<b>169</b>	<b>335</b>	<b>4.1</b>	<b>186</b>	<b>10</b>	<b>31</b>	<b>78</b>	<b>65</b>	<b>59</b>	<b>383</b>	<b>4.7</b>

# Ashleigh Brown

Year.: Sophomore  
 Height: 5-11  
 Hometown: Delaware, OH  
 High School: Delaware Hayes



Forward

41

## Career Highs

- POINTS** .....10 vs. Cleveland State (12-1-07)
- REBOUNDS** .....9 at Akron (3-1-08)
- ASSISTS** .....2 vs. Toledo (1-24-07)
- STEALS** .....1 (7x's), last at Central Michigan (2-2-08)
- FIELD GOALS** .....4 vs. Cleveland State (12-1-07)
- 3-POINT FG** .....1 vs. Cleveland State (12-1-07)
- FREE THROWS** .....2 (of 2) (3x's), last vs. Northern Illinois (1-26-08)
- MINUTES** .....24 vs. Northern Illinois (1-26-08)

## BROWN NOTES

- Averaging 4.8 ppg and 4.0 rpg over last three games.
- Grabbed a career-high nine rebounds at Akron (3/1)
- Hit all three shots against Bowling Green on Feb. 23.
- Came off the bench for a career-high 10 points versus Cleveland State on Dec. 1.
- Has played in 24 games this season and 18 consecutive games.
- Collected six career-highs versus Cleveland State on Dec. 1.

## BROWN GAME-BY-GAME

DATE	OPPONENT	MIN.	FG	3-PT	FT	REB	A	TO	BS	S	TP
11/9	at Notre Dame										Did Not Play
11/16	Radford										Did Not Play
11/17	IUPUI										Did Not Play
11/21	Wright State										Did Not Play
11/24	at IPFW	5	0-0	0-0	0-0	0	0	0	0	0	0
11/28	at Murray State										Did Not Play
12/1	Cleveland State	21	4-5	1-1	1-2	5	0	2	0	0	10
12/5	Robert Morris	12	1-2	0-0	0-0	3	1	0	2	0	2
12/8	at Youngstown State	11	0-4	0-0	2-2	2	0	0	0	0	2
12/16	Illinois State	4	0-1	0-0	0-0	1	0	0	0	0	0
12/19	IUPUI	8	0-0	0-0	0-0	2	0	0	0	0	0
12/29	at UTSA										Did Not Play
12/30	vs. Chattanooga	12	1-3	0-1	0-0	2	0	0	0	0	2
1/2	Temple	2	0-0	0-0	0-0	0	0	0	0	0	0
1/9	Buffalo*	3	0-0	0-0	0-0	0	0	0	0	0	0
1/12	at Kent State*	2	0-1	0-0	0-0	1	0	0	0	0	0
1/16	Akron*	22	2-3	0-0	1-2	6	1	1	1	0	5
1/19	at Ohio*	6	2-3	0-1	0-0	2	0	0	0	0	4
1/22	at Bowling Green*	11	1-3	0-0	0-0	1	0	0	1	0	2
1/26	Northern Illinois*24	2-6	0-0	2-2	4	0	1	0	0	0	6
1/29	at Eastern Mich.*	7	0-1	0-0	0-0	1	0	0	0	0	0
2/2	at Central Mich.*	4	1-2	0-0	0-0	0	0	0	0	1	2
2/9	Western Mich.*	9	0-1	0-0	0-0	0	0	0	0	0	0
2/13	Ball State*	5	0-0	0-0	0-0	1	0	0	0	0	0
2/16	at Toledo*	2	0-0	0-0	0-0	0	0	0	0	0	0
2/20	at Buffalo*	8	0-2	0-0	0-0	1	0	1	0	0	0
2/23	Bowling Green*	13	3-3	0-0	0-0	1	0	0	0	0	6
2/27	Kent State*	16	2-4	0-0	1-1	5	2	1	0	0	5
3/1	at Akron*	17	3-4	0-0	0-0	9	0	1	1	0	6
3/5	Ohio*	6	1-3	0-0	0-0	1	0	0	0	0	2

## ASHLEIGH BROWN'S CAREER STATS

Year	GP	GS	Min	Avg	FG	FGA	Pct	3FG	3FGA	Pct	FT	FTA	Pct	Off	Def	Tot	Avg	PF	FO	Ast	TO	Blk	Stl	Pts	Avg
06-07	23	0	126	5.5	7	25	.280	0	2	.000	5	8	.625	12	13	25	1.1	9	0	6	5	3	6	19	0.8
07-08	24	0	230	9.6	23	51	.451	1	3	.333	7	9	.778	21	27	48	2.0	20	0	4	7	5	1	54	2.3
<b>TOTAL</b>	<b>47</b>	<b>0</b>	<b>356</b>	<b>7.6</b>	<b>30</b>	<b>76</b>	<b>.395</b>	<b>1</b>	<b>5</b>	<b>.200</b>	<b>12</b>	<b>17</b>	<b>.706</b>	<b>33</b>	<b>40</b>	<b>73</b>	<b>1.6</b>	<b>29</b>	<b>0</b>	<b>10</b>	<b>12</b>	<b>8</b>	<b>7</b>	<b>73</b>	<b>1.6</b>

**2007-08 Miami Women's Basketball**  
**MIAMI Combined Team Statistics (as of Mar 05, 2008)**  
**All games**

<b>RECORD:</b>	<b>OVERALL</b>	<b>HOME</b>	<b>AWAY</b>	<b>NEUTRAL</b>
<b>ALL GAMES</b> .....	<b>(20-10)</b>	<b>(12-4)</b>	<b>(8-5)</b>	<b>(0-1)</b>
<b>CONFERENCE</b> .....	<b>(12-4)</b>	<b>(5-3)</b>	<b>(7-1)</b>	<b>(0-0)</b>
<b>NON-CONFERENCE</b> .....	<b>(8-6)</b>	<b>(7-1)</b>	<b>(1-4)</b>	<b>(0-1)</b>

#	Player	GP	PTS	---FORES---		---3-PTS---		FT	FT-PTS	Pct	---REBOUNDS---			PF	FO	A	TO	BLK	STL	PTS	Avg	
				FG	FGA	FT	FGA				Off	Def	Total									
01	ANDREW, Amanda	29-29	965	33.0	213-524	.645	54-178	.307	154-185	.843	42	48	154	4.5	31	3	84	32	4	72	436	21.9
10	BOWEN, Jenna	30-30	1107	36.9	144-404	.944	72-190	.944	57-79	.722	12	51	53	2.1	44	1	148	43	1	67	617	23.9
11	BENNING, Ashley	30-21	851	27.7	64-221	.290	14-59	.237	17-36	.618	19	51	79	2.9	65	2	78	57	4	34	146	8.6
22	KIDNEY, Chasell	29-0	163	8.2	4-17	.235	0-0	.000	3-4	.750	8	17	26	1.3	25	1	3	12	5	7	11	0.6
25	HEED, Courtney	30-31	644	19.6	92-192	.479	17-59	.434	41-49	.834	23	59	82	3.1	87	3	29	57	6	37	262	8.3
24	BOWEN, Briana	30-5	406	13.4	42-129	.324	34-44	.397	12-16	.440	18	21	31	1.9	26	0	14	29	0	15	126	4.2
30	WENDELL, Nichole	21-2	124	5.9	4-11	.364	0-1	.000	0-1	.071	0	11	19	0.9	24	0	2	11	0	4	12	0.6
35	BRIDGEMAN, Laura	30-30	915	30.4	93-204	.456	18-43	.419	78-96	.729	114	205	319	10.6	95	0	29	44	20	57	274	9.1
40	HEED, Stephanie	30-24	745	24.2	82-184	.544	0-5	.000	56-66	.831	190	106	215	7.2	164	7	28	46	49	34	220	7.5
41	BROWN, Ashleigh	24-0	250	9.6	23-51	.451	1-5	.333	7-9	.778	21	27	48	2.0	20	0	4	7	6	1	54	2.5
<b>TOTAL</b> .....																						
<b>Total</b> .....		30	6100		743-1911	.399	298-697	.343	423-643	.720	432	753	1163	38.0	695	23	423	404	91	388	2157	71.9
<b>Opponents</b> .....		30	6100		729-1743	.418	165-645	.327	424-454	.669	441	819	1211	40.4	644	-	440	643	95	183	2047	68.2

TEAM STATISTICS	HOME	OFF	DATE	OPPONENT	W/L	SCORE	ATTEND
<b>SCORING</b> .....	2157	2447	01/09/07	at Notre Dame	L	59-68	604
Points per game .....	71.9	80.2	11/16/07	KANSAS	W	74-67	152
Scoring margin .....	+8.7	-	11/17/07	KUOX	W	73-59	-
<b>FIELD GOALS-ATT</b> .....	743-1911	729-1743	11/21/07	WESTERN STATE UNIVERSITY	W	63-54	348
Field goal pct .....	.399	.418	11/24/07	at IOWA	LOSS	74-79	316
3-point FG-ATT .....	298-697	165-645	11-24-07	at MICHIGAN STATE	L	72-61	443
3-point FG pct .....	.428	.327	12/1/07	OHIO	W	69-71	-
3-pt FG made per game ..	6.0	5.6	12/06/07	WESTERN MICHIGAN	W	62-74	379
<b>FREE THROWS-ATT</b> .....	423-643	424-634	12/8/07	at Youngstown State	W	64-65	3118
Free throw pct .....	.720	.669	12/16/07	INDIANA STATE	L	69-62	211
<b>REBOUNDS</b> .....	1143	1211	12/19/07	KUOX	W	77-54	349
Rebounds per game .....	38.0	40.4	012-29-07	at VERA	LOSS	69-64	478
Rebounding margin .....	-3.5	-	12-30-07	vs VCU	L	63-68	-
<b>ASSISTS</b> .....	423	444	1/2/08	INDIANA	W	79-53	344
Assists per game .....	14.1	13.6	*01/09/08	BUFFALO	L	67-62	367
<b>TURNOVERS</b> .....	454	605	*01/12/08	at Kent State	W	64-59	413
Turnovers per game .....	15.1	19.4	*01/16/08	ARIZONA	W	63-69	477
Turnover margin .....	+4.3	-	*1/19/08	at OHIO	L	65-74	3018
Assist/turnover ratio ..	0.9	0.7	*1/22/08	at Bowling Green State University	W	63-64	3462
<b>STEALS</b> .....	340	193	*01/26/08	WISCONSIN KILGORE UN	L	74-77	347
Steals per game .....	10.3	6.4	*01-29-08	at Eastern Michigan	W	61-74	183
<b>BLOCKS</b> .....	91	95	*02/02/08	at Central Michigan	W	76-74	-
Blocks per game .....	3.0	3.2	*2/9/08	WESTERN MICHIGAN	W	73-61	3441
<b>WINNING STREAK</b> .....	3	-	*2/13/08	BALL STATE	W	69-58	632
Won via streak .....	2	-	*02/16/08	at Toledo	W	76-64	3493
<b>ATTENDANCE</b> .....	7469	15280	*02/20/08	at Buffalo	W	64-55	351
Home game-avg/sum .....	14-447	18-1176	*2/23/08	BOWLING GREEN	L	66-61	471
Neutral site-avg/sum ..	-	1-0	*02/27/08	WEST STATE	W	76-59	644
			*03/01/08	at ARIZONA	W	69-79	448
			*3/6/08	OHIO	W	62-72	621
<b>SCORE BY PERIOD:</b>	1st	2nd	OT	OT2	Total		
<b>MIAMI</b> .....	344	1140	20	9	-	2157	
<b>Opponents</b> .....	300	1122	16	10	-	2447	

**2007-08 Miami Women's Basketball**  
**MIAMI Season Box Score (as of Mar 06, 2008)**  
**All games**

<b>RECORD:</b>	<b>OVERALL</b>	<b>HOME</b>	<b>AWAY</b>	<b>NEUTRAL</b>
<b>ALL GAMES</b> .....	<b>(20-10)</b>	<b>(12-4)</b>	<b>(8-5)</b>	<b>(0-1)</b>
<b>CONFERENCE</b> .....	<b>(12-4)</b>	<b>(5-3)</b>	<b>(7-1)</b>	<b>(0-0)</b>
<b>NON-CONFERENCE</b> .....	<b>(8-6)</b>	<b>(7-1)</b>	<b>(1-4)</b>	<b>(0-1)</b>

# Player	GP-GS	Min-Avg	---POINTS---		---3-PTS---		FT-PTS		Tot	---REBOUNDS---				PF	PT	A	FO	Blk	Stl	Pir	Avg
			FG	FG%	FG	FG%	FT	FT%		Off	Def	Tot	Ass								
01 JACKSON, Amanda...	20-20	466	33.4	213-520	.409	54-176	.307	156-186	.843	42	84	130	4.6	21	3	46	32	4	72	630	21.9
Conference-Only...	16-16	336	33.4	113-291	.376	29-102	.279	79-94	.857	22	52	74	4.6	1	0	45	2	0	53	332	20.8
14 SCHEFF, Jenna.....	20-20	1147	36.9	144-440	.324	72-230	.314	87-99	.722	12	51	63	2.1	1	1	100	1	1	47	417	13.9
Conference-Only...	16-16	864	36.0	89-293	.300	39-100	.390	59-68	.709	5	26	31	1.9	1	0	90	1	0	29	297	12.9
11 HANCOCK, Ashley...	20-21	631	27.7	64-221	.293	16-60	.267	37-50	.635	19	51	70	2.5	0	2	76	0	4	34	165	5.6
Conference-Only...	16-16	434	27.1	37-130	.343	7-31	.226	7-15	.467	11	24	35	2.4	0	1	41	0	2	22	60	5.6
22 KIDNEY, Chanel.....	20-4	145	8.2	4-17	.235	0-4	.000	3-4	.750	0	17	20	1.5	0	1	3	12	3	7	11	0.4
Conference-Only...	0-4	31	3.3	3-6	.500	0-4	.000	1-2	.500	0	5	6	0.6	0	0	2	1	1	1	7	0.9
23 HEND, Courtney.....	20-11	584	19.4	82-192	.429	17-39	.430	41-49	.834	23	49	72	3.1	0	2	29	0	0	37	262	8.1
Conference-Only...	16-4	270	16.9	43-92	.467	0-20	.000	18-23	.826	19	24	44	2.1	0	0	29	0	0	13	111	6.9
24 DUNN, Brian.....	20-3	445	13.4	62-129	.324	30-64	.557	32-45	.800	19	21	33	1.0	0	3	34	0	0	13	120	4.2
Conference-Only...	16-3	235	14.7	24-70	.333	10-25	.527	4-4	1.000	2	15	18	0.9	0	0	19	0	0	12	70	4.4
34 WATSON, Michele...	21-2	124	8.9	4-21	.304	0-4	.000	4-7	.571	0	11	19	0.9	0	2	13	0	0	4	12	0.4
Conference-Only...	11-4	44	4.4	1-6	.167	0-4	.000	1-2	.500	0	6	7	0.6	0	1	6	0	0	2	3	0.3
33 HANCOCK, Leana.....	20-20	615	30.4	93-290	.406	18-45	.419	79-94	.729	134	205	319	16.6	0	2	44	24	0	57	274	9.1
Conference-Only...	16-16	544	31.6	81-218	.524	14-29	.483	45-54	.833	59	121	180	11.5	0	3	21	26	10	30	181	11.3
04 FORD, Stephanie....	20-24	785	29.2	82-194	.504	0-3	.000	52-64	.853	100	145	215	7.2	144	7	29	45	0	34	220	7.3
Conference-Only...	16-16	429	26.8	49-89	.499	0-4	.000	27-34	.807	57	82	119	7.4	62	0	34	22	33	22	187	6.7
01 BROWN, Ashleigh....	24-4	230	9.4	23-61	.411	1-3	.500	7-9	.778	21	27	44	2.0	24	0	4	7	0	1	54	2.3
Conference-Only...	16-4	185	9.7	17-35	.472	0-4	.000	4-6	.800	14	19	33	2.1	17	0	3	6	3	1	30	2.4
TEAM.....										65	87	152	6.1	4					6		
Conference-Only...										27	45	75	4.6	0					1		
<b>Total.....</b>	<b>20</b>	<b>6140</b>		<b>703-1911</b>	<b>.399</b>	<b>290-607</b>	<b>.543</b>	<b>423-505</b>	<b>.726</b>	<b>452</b>	<b>735</b>	<b>1145</b>	<b>36.4</b>	<b>595</b>	<b>29</b>	<b>423</b>	<b>654</b>	<b>01</b>	<b>300</b>	<b>2157</b>	<b>71.9</b>
Conference-Only...	16	3225		414-1024	.404	115-348	.530	213-285	.745	211	389	610	36.1	347	18	257	219	04	171	1160	71.0
<b>Opponents.....</b>	<b>20</b>	<b>6140</b>		<b>729-1743</b>	<b>.418</b>	<b>185-505</b>	<b>.527</b>	<b>424-494</b>	<b>.669</b>	<b>401</b>	<b>810</b>	<b>1211</b>	<b>44.4</b>	<b>540</b>	<b>-</b>	<b>400</b>	<b>593</b>	<b>05</b>	<b>193</b>	<b>2047</b>	<b>68.2</b>
Conference-Only...	16	3225		340-914	.482	94-244	.518	224-330	.681	229	447	647	41.7	272	0	216	317	04	104	1400	65.4

<b>SCORE BY PERIODS:</b>	<b>1st</b>	<b>2nd</b>	<b>OT</b>	<b>OT2</b>	<b>Total</b>
<b>MIAMI</b> .....	<b>988</b>	<b>1140</b>	<b>20</b>	<b>9</b>	<b>- 2157</b>
<b>Opponents</b> .....	<b>900</b>	<b>1122</b>	<b>15</b>	<b>10</b>	<b>- 2047</b>

<b>DEADBALL REBOUNDS:</b>	<b>OFF</b>	<b>DEF</b>	<b>TOTAL</b>
<b>MIAMI</b> .....	<b>62</b>	<b>4</b>	<b>66</b>
<b>Opponents</b> .....	<b>87</b>	<b>3</b>	<b>90</b>

**2007-08 Miami Women's Basketball  
MIAMI Combined Team Statistics (as of Mar 05, 2008)  
Conference games**

<b>RECORD:</b>	<b>OVERALL</b>	<b>HOME</b>	<b>AWAY</b>	<b>NEUTRAL</b>
<b>ALL GAMES</b> .....	<b>(12-4)</b>	<b>(5-3)</b>	<b>(7-1)</b>	<b>(0-0)</b>
<b>CONFERENCE</b> .....	<b>(12-4)</b>	<b>(5-3)</b>	<b>(7-1)</b>	<b>(0-0)</b>
<b>NON-CONFERENCE</b> .....	<b>(0-0)</b>	<b>(0-0)</b>	<b>(0-0)</b>	<b>(0-0)</b>

# Player	GP-GS	Min-Avg	---POINTS---		---REB---		---ASSISTS---		---BLOCKS---		PF	PT	FT	FT P	3P	3P P	Stk	ptl	Pps	Avg	
			PPG	FG	FGA	FT	FTA	Off	Def	Off											Def
01 JACKSON, Amanda....	16-36	606	35.4	113-381	.375	28-102	.275	78-90	.867	22	62	74	4.6	48	1	54	43	2	63	392	29.5
10 BROWN, Janna.....	16-36	644	34.6	83-193	.388	33-100	.381	38-59	.769	8	26	31	1.9	21	1	80	40	1	25	287	12.9
11 HANCOCK, Ashley....	16-30	484	27.1	37-188	.343	7-51	.224	7-16	.467	11	28	39	2.4	36	1	41	27	5	22	84	5.6
22 KILLEY, Chasell....	8-0	51	3.9	3-5	.600	0-0	.000	1-2	.500	2	3	5	0.6	7	0	8	2	1	1	7	0.9
26 WEND, Courtney....	16-4	279	14.9	43-92	.467	9-29	.454	18-29	.652	18	24	34	2.1	45	0	29	5	13	113	6.9	
24 SWANBY, Briana....	16-5	205	14.7	24-78	.333	18-55	.327	6-4	1.000	2	13	15	0.9	15	0	9	19	0	12	74	4.6
30 WICKHAM, Michele..	11-0	48	4.4	1-6	.167	0-1	.000	1-2	.500	2	5	7	0.6	12	0	1	5	0	2	5	0.5
18 HANWOOD, Laura....	16-36	604	31.6	61-114	.524	14-29	.483	45-64	.733	59	121	149	11.9	48	3	21	26	10	34	183	11.5
40 FORD, Stephanie....	16-36	429	24.3	44-89	.493	0-1	.000	27-46	.697	57	62	119	7.4	42	0	18	22	38	22	187	8.7
41 BROWN, Ashleigh....	16-0	185	9.7	17-38	.472	0-1	.000	0-0	.000	18	19	33	2.1	17	0	3	5	5	1	38	2.4
<b>TOTL</b> .....										27	46	73	4.6	0		1					
<b>Total</b> .....	16	3226		614-1824	.444	116-548	.334	213-286	.745	211	399	619	28.1	347	18	237	219	66	171	1188	71.8
<b>Opponents</b> .....	16	3226		948-914	.442	94-296	.316	234-359	.681	228	447	467	41.7	272	-	216	317	44	184	1890	63.6

TEAM STATISTICS	MIAMI	OPP	DATE	OPPONENT	R/L	SCORE	ATTEND
SCORING.....	1148	1060	*01/09/08	BUFFALO	L	67-62	587
Points per game.....	71.8	66.3	*01/12/08	at Kent State	W	64-59	415
Scoring margin.....	+5.1	-	*01/16/08	MIAMI	W	63-69	477
FIELD GOALS-ATT.....	418-1038	368-816	*1/19/08	at UNO	L	65-74	3018
Field goal pct.....	.404	.442	*1/22/08	at Bowling Green State University	W	63-64	3462
3 POINT FG-ATT.....	116-248	94-286	*01/26/08	WYOMING STATE UNIV	L	74-77	987
3-pt FG pct.....	.450	.315	*01-29-08	at Eastern Michigan	W	61-74	183
3-pt FG made per game..	7.2	6.6	*02/02/08	at Central Michigan	W	76-74	-
FREE THROWS-ATT.....	215-286	224-329	*2/9/08	WESTERN MICHIGAN	W	73-61	3441
Free throw pct.....	.745	.641	*2/13/08	KANSAS STATE	W	69-58	632
REBOUNDS.....	618	647	*02/16/08	at Toledo	W	76-64	3893
Rebounds per game.....	38.1	41.7	*02/20/08	at Buffalo	W	64-55	551
Rebounding margin.....	-3.6	-	*2/23/08	BOWLING GREEN	L	64-61	471
ASSISTS.....	237	216	*02/27/08	KANSAS STATE	W	76-59	644
Assists per game.....	14.8	13.5	*03/01/08	at MIAMI	W	69-79	488
TURNOVERS.....	219	317	*3/6/08	UNO	W OT	62-72	621
Turnovers per game.....	13.7	19.8					
Turnover margin.....	+6.1	-					
Assist/turnover ratio..	1.1	0.7					
STEALS.....	171	164					
Steals per game.....	10.7	10.3					
BLOCKS.....	58	44					
Blocks per game.....	3.6	2.8					
WINNING STREAK.....	3	-					
Loss via streak.....	2	-					
ATTENDANCE.....	6048	6832					
Home games-avg/venue..	8-743	8-816					
Neutral site-avg/venue..	-	0-0					

SCORE BY PERIOD:	1st	2nd	OT	Total
MIAMI.....	664	690	10	1364
Opponents.....	449	441	0	1090

**2007-08 Miami Women's Basketball**  
**MIAMI Combined Team Statistics (as of Mar 06, 2008)**  
**Non-conference games**

<b>RECORD:</b>	<b>OVERALL</b>	<b>HOME</b>	<b>AWAY</b>	<b>NEUTRAL</b>
<b>ALL GAMES</b> .....	<b>(8-6)</b>	<b>(7-1)</b>	<b>(1-4)</b>	<b>(0-1)</b>
<b>CONFERENCE</b> .....	<b>(0-0)</b>	<b>(0-0)</b>	<b>(0-0)</b>	<b>(0-0)</b>
<b>NON-CONFERENCE</b> .....	<b>(8-6)</b>	<b>(7-1)</b>	<b>(1-4)</b>	<b>(0-1)</b>

# Player	GP-GS	---TEAM---		---0-PTS---		---REBOUNDS---															
		MP	PTS	FG	FT	FT	FT	Off	Def	Tot	Ass	PF	TO	Stk	Blk	Stl	PTS	Avg			
01 <b>ANDERSON, Amanda</b> ....	13-13	421	32.4	104-225	.464	24-74	.321	78-85	.921	28	26	54	4.3	45	2	32	40	2	29	304	23.4
10 <b>BROWN, Janna</b> .....	14-14	623	37.4	75-207	.362	33-64	.507	27-40	.675	7	25	32	2.3	27	0	74	43	0	22	210	15.0
11 <b>BURKINS, Ashley</b> ....	14-11	397	28.4	29-113	.257	9-23	.314	18-14	.654	8	23	31	2.2	29	1	35	39	1	12	77	5.6
22 <b>KIDNEY, Chasell</b> ....	12-0	182	11.0	1-12	.083	0-0	.000	2-2	1.000	7	34	21	1.0	14	1	3	19	2	4	4	0.3
23 <b>KIDD, Courtney</b> ....	14-7	338	22.7	49-104	.469	8-19	.421	23-40	.575	13	45	58	4.1	44	3	21	38	2	24	131	9.4
24 <b>KWAS, Isiana</b> .....	14-0	168	12.0	14-51	.314	12-29	.414	8-11	.727	8	8	16	1.1	15	0	5	11	0	3	52	3.7
30 <b>WENIGER, Michele</b> ..	10-2	75	7.5	3-5	.600	0-0	.000	3-5	.600	6	6	12	1.2	12	0	1	6	0	2	9	0.9
33 <b>BRUNSON, Laura</b> ....	14-14	400	29.2	32-84	.381	4-14	.286	23-42	.548	53	41	104	3.9	47	3	10	16	27	93	6.6	
40 <b>FRID, Stephanie</b> ....	14-0	385	26.4	42-79	.544	4-2	.667	29-40	.725	52	44	96	4.9	42	3	0	24	16	12	113	8.1
41 <b>BROWN, Ashleigh</b> ...	8-0	75	9.4	4-13	.308	1-2	.500	3-4	.750	7	8	15	1.9	5	0	1	2	2	4	16	2.0
<b>TEAM</b> .....										38	41	79	6.6	0		4					
<b>Total</b> .....	14	2975		363-897	.398	93-250	.369	218-297	.737	221	354	655	38.6	274	13	184	265	35	137	1049	72.1
<b>Opponents</b> .....	14	2975		341-827	.437	76-219	.342	248-295	.678	181	363	544	38.9	276	-	182	266	61	89	897	71.2

TEAM STATISTICS	MIAMI	OPP	DATE	OPPONENT	R/L	SCORE	ATTEND
<b>SCORING</b> .....	1000	937	011/09/07	at Kona Dunes	L	69-88	6034
Points per game.....	72.1	71.2	11/16/07	DAYTON	W	74-67	152
Scoring margin.....	+0.9	-	11/17/07	KUPOU	W	73-59	-
<b>FIELD GOALS-ATT</b> .....	393-897	341-827	11/21/07	WESTY STATE UNIVERS	W	63-54	548
Field goal pct.....	.438	.417	11/24/07	at KSW	LOE	74-79	514
3 POINT FG-ATT.....	83-250	75-219	11-29-07	at MURRAY STATE	L	72-81	490
3-point FG pct.....	.330	.342	12/1/07	UNIVERSITY OF MISSISSIPPI	W	69-71	-
3-pt FG made per game..	6.0	6.4	12/05/07	ROBERT MULLIS	W	62-74	370
<b>FREE THROWS-ATT</b> .....	214-297	200-295	12/8/07	at Georgetown State	W	64-65	1118
Free throw pct.....	.717	.678	12/16/07	KANSAS STATE	L	69-82	211
<b>REBOUNDS</b> .....	655	644	12/19/07	KUPOU	W	77-54	549
Rebounds per game.....	39.6	38.9	012-29-07	at VERA	LOE	69-84	478
Rebounding margin.....	+0.8	-	12-30-07	vs VCU	L	63-88	-
<b>ASSISTS</b> .....	184	192	1/2/08	UNIVERSITY OF MISSISSIPPI	W	79-53	544
Assists per game.....	13.3	13.7					
<b>TURNOVERS</b> .....	238	246					
Turnovers per game.....	16.8	17.6					
Turnover margin.....	+0.2	-					
Assist/turnover ratio..	0.8	0.7					
<b>STEALS</b> .....	137	89					
Steals per game.....	9.8	6.4					
<b>BLOCKS</b> .....	35	61					
Blocks per game.....	2.5	4.4					
<b>WINNING STREAK</b> .....	1	-					
Longest win streak.....	2	-					
<b>ATTENDANCE</b> .....	1649	8744					
Home games-avg/sum....	8-189	6-1760					
Neutral site-avg/sum..	-	1-0					

SCORE BY PERIOD:	1st	2nd	OT	OT2	Total
<b>MIAMI</b> .....	40	64	10	9	123
<b>Opponents</b> .....	43	61	15	10	89

**2007-08 Miami Women's Basketball**  
**MIAMI Combined Team Statistics (as of Mar 06, 2008)**  
**Home games**

<b>RECORD :</b>	<b>OVERALL</b>	<b>HOME</b>	<b>AWAY</b>	<b>NEUTRAL</b>
<b>ALL GAMES</b> .....	<b>(12-4)</b>	<b>(12-4)</b>	<b>(0-0)</b>	<b>(0-0)</b>
<b>CONFERENCE</b> .....	<b>(5-3)</b>	<b>(5-3)</b>	<b>(0-0)</b>	<b>(0-0)</b>
<b>NON-CONFERENCE</b> .....	<b>(7-1)</b>	<b>(7-1)</b>	<b>(0-0)</b>	<b>(0-0)</b>

# Player	GP	PTS	FG	---FOULS---		---6-PTS---		FT	FT	---REBOUNDS---				PF	PQ	A	SU	STK	PTL	PTS	PPG
				Off	Def	Off	Def			Off	Def	Off	Def								
01 JACOBSON, Amanda....	10-36	662	33.2	117-205	.397	34-100	.293	72-85	.847	20	62	72	4.5	47	1	51	51	2	40	336	21.4
10 BROWN, Jenna.....	10-36	640	34.2	83-203	.409	41-100	.390	18-22	.818	8	22	27	1.7	26	1	42	50	1	18	226	14.7
11 HENNING, Ashley....	10-31	404	28.8	38-119	.319	9-34	.265	8-16	.500	11	21	32	2.0	36	2	30	33	4	21	88	8.1
22 KIDNEY, Chantell....	11-0	98	8.6	2-7	.286	4-0	.000	2-2	1.000	3	11	34	1.3	16	1	2	7	2	3	6	0.1
25 REED, Courtney.....	10-6	296	19.6	82-181	.453	14-23	.435	19-27	.704	0	20	37	2.3	46	1	10	26	6	20	130	8.1
24 BOWEN, Krissa.....	10-2	206	12.9	24-73	.329	16-50	.300	8-11	.727	0	10	16	1.0	16	0	0	15	0	9	45	3.1
30 WENINGER, Nichole..	10-1	80	8.0	1-3	.333	4-0	.000	3-4	.750	4	4	8	4.0	13	0	0	6	0	2	6	0.1
36 HANCOCK, Laura....	10-36	481	34.1	66-180	.491	14-23	.435	39-54	.722	50	110	169	10.6	66	3	18	22	12	32	186	9.7
40 FORD, Stephanie....	10-30	406	27.8	38-79	.497	4-1	.000	29-47	.617	50	64	122	7.6	60	4	12	24	20	22	186	8.1
41 BROWN, Ashleigh....	13-0	146	11.2	16-20	.800	1-1	1.000	5-7	.714	11	10	20	2.2	13	0	4	5	5	4	36	2.1
<b>TEAM</b> .....										37	61	40	6.5	0			1				
<b>Total</b> .....	<b>10</b>	<b>3226</b>		<b>619-1816</b>	<b>.413</b>	<b>114-341</b>	<b>.304</b>	<b>293-295</b>	<b>.688</b>	<b>233</b>	<b>301</b>	<b>434</b>	<b>30.4</b>	<b>315</b>	<b>13</b>	<b>230</b>	<b>250</b>	<b>67</b>	<b>174</b>	<b>1187</b>	<b>72.1</b>
<b>Opponents</b> .....	<b>10</b>	<b>3226</b>		<b>344-894</b>	<b>.407</b>	<b>76-245</b>	<b>.304</b>	<b>232-346</b>	<b>.671</b>	<b>293</b>	<b>426</b>	<b>489</b>	<b>30.9</b>	<b>294</b>	<b>-</b>	<b>100</b>	<b>321</b>	<b>47</b>	<b>186</b>	<b>1836</b>	<b>64.7</b>

TEAM STATISTICS	MIAMI	OPP	DATE	OPPONENT	W/L	SCORE	ATTEND
SCORING.....	1187	1038	11/16/07	MIAMI	W	74-67	152
Points per game.....	72.3	64.7	11/17/07	TUFTS	W	73-59	-
Scoring margin.....	+7.6	-	11/21/07	WRIGHT STATE UNIVERSITY	W	63-54	340
FIELD GOALS-ATT.....	419-1015	364-894	12/1/07	UNIVERSITY OF MISSISSIPPI	W	69-71	-
Field goal pct.....	.413	.407	12/05/07	ROBERT MORRIS	W	62-74	170
3 POINT FG-ATT.....	114-341	75-245	12/16/07	KENTUCKY STATE	L	69-82	211
3-point FG pct.....	.348	.306	12/19/07	TUFTS	W	77-54	300
3-pt FG made per game..	7.3	4.7	1/2/08	MISSISSIPPI	W	70-53	304
FREE THROWS-ATT.....	293-295	252-346	*01/09/08	BUTTELO	L	67-62	367
Free throw pct.....	.688	.731	*01/16/08	SMITH	W	63-69	477
REBOUNDS.....	614	620	*01/26/08	SOUTHERN ILLINOIS UN	L	74-77	307
Rebounds per game.....	34.4	33.9	*2/3/08	SOUTHERN MISSISSIPPI	W	73-61	3441
Rebounding margin.....	-1.6	-	*2/13/08	FAIRleigh DICKSON	W	69-58	632
ASSISTS.....	230	190	*2/23/08	HOWLING WOODS	L	66-61	471
Assists per game.....	14.0	12.4	*02/27/08	WEST VIRGINIA	W	76-59	648
TURNOVERS.....	230	321	*3/6/08	OHIO	W OT	42-72	621
Turnovers per game.....	14.0	24.1					
Turnover margin.....	+6.2	-					
Assist/turnover ratio..	1.0	0.6					
STEALS.....	170	166					
Steals per game.....	10.6	9.6					
BLOCKS.....	57	47					
Blocks per game.....	3.0	2.9					
WINNING STREAK.....	2	-					
Losses via streak.....	2	-					
ATTENDANCE.....	7460	0					
Home games-avg/ game...	14-467	0-0					
Neutral site-avg/game..	-	0-0					

SCORE BY PERIODS:	1st	2nd	OT	Total
MIAMI.....	661	616	10	1287
Opponents.....	464	661	0	1125

**2007-08 Miami Women's Basketball**  
**MIAMI Combined Team Statistics (as of Mar 06, 2008)**  
**Away games**

<b>RECORD :</b>	<b>OVERALL</b>	<b>HOME</b>	<b>AWAY</b>	<b>NEUTRAL</b>
<b>ALL GAMES</b> .....	<b>(8-5)</b>	<b>(0-0)</b>	<b>(8-5)</b>	<b>(0-0)</b>
<b>CONFERENCE</b> .....	<b>(7-1)</b>	<b>(0-0)</b>	<b>(7-1)</b>	<b>(0-0)</b>
<b>NON-CONFERENCE</b> .....	<b>(1-4)</b>	<b>(0-0)</b>	<b>(1-4)</b>	<b>(0-0)</b>

Player	GP-GS	Min-Avg	---TOTAL---		---3-PTS---		FT-PTL	Pct	---REBOUNDS---				PF	FO	A	TS	Stk	Stl	Pts	Avg	
			PP-PTL	Pct	PP-PTL	Pct			Off	Def	Tot	Avg									
01 JOHNSON, Amanda....	13-10	424	32.6	94-231	.414	24-79	.303	84-100	.840	22	56	58	4.5	44	2	35	41	2	29	300	23.1
10 BROWN, Janna.....	13-10	400	30.7	85-179	.475	28-69	.315	30-47	.638	7	25	32	2.5	22	0	37	43	0	20	177	13.6
11 HAWKINS, Ashley...	13-9	304	23.4	24-90	.267	7-24	.292	8-17	.471	7	34	41	3.2	30	0	35	23	0	12	64	5.2
22 KILLEY, Chasell....	8-0	64	8.0	2-9	.222	0-0	.000	1-2	.500	0	5	5	0.6	0	0	1	5	1	2	6	0.8
25 HEND, Courtney....	13-6	261	20.1	34-90	.378	4-15	.267	21-31	.677	13	55	68	5.2	30	2	11	20	0	15	95	7.3
24 BROWN, Britna.....	13-1	178	13.7	19-40	.475	12-20	.600	4-4	1.000	0	9	9	0.7	10	0	0	34	0	4	54	4.2
30 WILSON, Michele..	18-1	60	4.0	2-7	.286	0-1	.000	0-1	.000	3	5	8	0.4	10	0	2	5	0	2	4	0.4
30 HANCOCK, Laura....	13-10	430	33.1	64-90	.711	0-10	.000	27-37	.730	54	93	147	11.3	37	3	14	21	0	20	115	8.8
40 FORD, Stephanie...	13-10	339	26.1	44-90	.489	0-2	.000	23-25	.920	10	41	51	3.9	47	3	7	21	20	12	100	7.9
41 BROWN, Ashleigh...	18-0	70	7.8	7-20	.350	0-1	.000	2-2	1.000	10	7	17	1.7	0	0	2	2	1	15	1.6	
<b>TOTAL</b> .....										27	35	62	4.0	0		2					
<b>Total</b> .....	13	2475		321-635	.504	85-251	.339	218-276	.781	291	322	623	44.2	257	10	170	205	30	132	937	72.1
<b>Opponents</b> .....	13	2475		334-787	.419	81-230	.349	183-274	.668	180	342	522	44.6	241	-	180	247	45	85	924	71.1

TEAM STATISTICS	MIAMI	OPP	DATE	OPPONENT	W/L	SCORE	ATTEND
SEASONS .....	107	824	011/03/07	at Notre Dame	L	69-60	0004
Rebounds per game .....	32.1	31.3	11/24/07	at ISUW	L	74-79	810
Scoring margin .....	+1.8	-	11-20-07	at MICHIGAN STATE	L	72-81	400
FIELD GOALS-ATT .....	321-635	304-787	12/8/07	at Youngstown State	W	64-65	1110
Field goal pct .....	.504	.419	012-29-07	at WPA	L	69-94	470
3 POINT FG-ATT .....	85-251	41-234	011/12/08	at Kent State	W	64-59	415
3-point FG pct .....	.339	.175	01/19/08	at UNO	L	65-74	3010
3-pt FG made per game ..	6.5	4.2	01/22/08	at Bowling Green State University	W	63-64	3462
FREE THROWS-ATT .....	218-276	143-274	011-29-08	at Western Michigan	W	61-74	183
Free throw pct .....	.781	.522	012/02/08	at Central Michigan	W	75-74	-
REBOUNDS .....	623	624	012/15/08	at Toledo	W	76-64	3495
Rebounds per game .....	48.2	48.0	012/20/08	at Buffalo	W	61-65	851
Rebounding margin .....	-0.4	-	013/01/08	at MSUW	W	69-79	440
ASSISTS .....	170	184					
Assists per game .....	13.1	14.2					
TURNOVERS .....	240	247					
Turnovers per game .....	18.5	19.0					
Turnover margin .....	+0.2	-					
Assist/turnover ratio .....	0.7	0.7					
STEALS .....	132	85					
Steals per game .....	10.2	6.5					
BLOCKS .....	33	45					
Blocks per game .....	2.5	3.5					
WINNING STREAK .....	0	-					
Loss via streak .....	0	-					
ATTENDANCE .....	0	15200					
Home games-avg./game .....	0-0	15-1175					
Neutral site-avg./game .....	-	0-0					

SCORE BY PERIODS:	1st	2nd	OT	OT2	Total
MIAMI .....	427	431	10	0	868
Opponents .....	405	454	15	10	884

**2007-08 Miami Women's Basketball**  
**MIAMI Combined Team Statistics (as of Mar 06, 2008)**  
**Neutral site games**

<b>RECORD :</b>	<b>OVERALL</b>	<b>HOME</b>	<b>AWAY</b>	<b>NEUTRAL</b>
<b>ALL GAMES</b> .....	(0-1)	(0-0)	(0-0)	(0-1)
<b>CONFERENCE</b> .....	(0-0)	(0-0)	(0-0)	(0-0)
<b>NON-CONFERENCE</b> .....	(0-1)	(0-0)	(0-0)	(0-1)

# Player	GP-GS	Min-Avg	---TOTAL---		---3-PTS---		FT-PTS	Pct	---REBOUNDS---				PF	FO	A	TS	Stk	Pct	Avg
			FG-PTS	Pct	3FG-PTS	Pct			Off	Def	tot	Avg							
10 BROWN, Jenna.....	1-1	37 37.0	4-10	.333	3-6	.500	0-4	.000	0	4	4	4.0	1	0	1	2	0	1	15 15.0
11 BROWN, Ashley....	1-1	29 29.0	2-12	.167	0-2	.000	0-4	.000	1	0	1	1.0	0	0	0	1	0	1	4 4.0
22 BIRNEY, Chasell....	1-0	4 4.0	0-1	.000	0-0	.000	0-4	.000	1	1	2	2.0	1	0	0	0	0	2	0 0.0
25 BIRD, Courtney....	1-1	31 31.0	4-11	.365	1-3	1.000	1-4	1.000	1	6	7	7.0	5	0	2	3	0	2	14 14.0
24 BIRDS, Britna.....	1-0	21 21.0	3-7	.429	3-4	.750	0-3	.000	0	2	2	2.0	1	0	0	1	0	0	9 9.0
30 BISHOP, Michale..	1-0	34 34.0	1-1	1.000	0-0	.000	1-2	.500	1	1	2	2.0	5	0	0	0	0	0	5 5.0
35 BISHOP, Laura....	1-1	22 22.0	0-2	.000	0-1	.000	0-6	.000	1	2	3	3.0	2	0	0	1	0	0	4 4.0
40 BIRD, Stephanie....	1-1	30 30.0	4-6	.667	0-0	.000	0-1	1.000	2	1	3	3.0	4	0	1	1	0	12 12.0	
41 BROWN, Ashleigh... 1-0	12 12.0	1-3	.333	0-1	.000	0-3	.000		1	1	2	2.0	0			2		2 2.0	
<b>TOTAL</b> .....																			
<b>Total</b> .....	1	200	23-61	.377	7-15	.467	10-42	.238	0	20	20	20.0	15	0	0	11	1	0	65 65.0
<b>Opponents</b> .....	1	200	35-62	.565	9-22	.409	0-14	.000	12	32	44	44.0	15	-	21	15	5	3	84 84.0

TEAM STATISTICS	MIAMI	OPP	DATE	OPPONENT	R/L	SCORE	ATTEND
<b>SCORING</b> .....	63	84	12-06-07	vs WCU	L	63-84	-
Points per game.....	63.0	84.0					
Scoring margin.....	-20.0	-					
<b>FIELD GOALS-ATT.</b> .....	23-61	35-62					
Field goal pct.....	.377	.565					
<b>3 POINT FG-ATT.</b> .....	7-15	9-22					
3-point FG pct.....	.467	.409					
3-pt FG made per game..	7.0	9.0					
<b>FREE THROWS-ATT.</b> .....	10-12	0-14					
Free throw pct.....	.833	.000					
<b>REBOUNDS</b> .....	20	44					
Rebounds per game.....	20.0	44.0					
Rebounding margin.....	-16.0	-					
<b>ASSISTS</b> .....	0	21					
Assists per game.....	0.0	21.0					
<b>TURNOVERS</b> .....	11	15					
Turnovers per game.....	11.0	15.0					
Turnover margin.....	+4.0	-					
Assist/turnover ratio..	0.0	1.4					
<b>STEALS</b> .....	0	5					
Steals per game.....	0.0	5.0					
<b>BLOCKS</b> .....	1	5					
Blocks per game.....	1.0	5.0					
<b>MINUTE STRIKES</b> .....	0	-					
Score via streak.....	0	-					
<b>ATTENDANCE</b> .....	0	0					
Score game-Jug/Time...	0-0	0-0					
Neutral site-Jug/Time..	-	1-0					

SCORE BY PERIOD:	1st	2nd	Total
MIAMI .....	30	33	63
Opponents .....	41	43	84

**2007-08 Miami Women's Basketball**  
**MIAMI Combined Team Statistics (as of Mar 06, 2008)**  
**Games won**

<b>RECORD :</b>	<b>OVERALL</b>	<b>HOME</b>	<b>AWAY</b>	<b>NEUTRAL</b>
<b>ALL GAMES</b> .....	<b>(20-0)</b>	<b>(12-0)</b>	<b>(8-0)</b>	<b>(0-0)</b>
<b>CONFERENCE</b> .....	<b>(12-0)</b>	<b>(5-0)</b>	<b>(7-0)</b>	<b>(0-0)</b>
<b>NON-CONFERENCE</b> .....	<b>(8-0)</b>	<b>(7-0)</b>	<b>(1-0)</b>	<b>(0-0)</b>

Player	GP-GS	Min-Avg	---TOTAL---		---8-PTS---		---REBOUNDS---													
			PP-PPA	Pct	PP-PPA	Pct	FT-FTA	Pct	Off	Def	Tot	Avg	PF	FO	A	TS	Stk	Stl	Pts	Avg
01 JACKSON, Amanda...	20-20	402 31.6	147-304	.482	30-120	.297	190-422	.430	24	70	94	4.7	54	1	50	53	1	50	432	21.6
10 BROWN, Jwana.....	20-20	758 34.7	94-204	.460	54-130	.412	40-97	.792	8	51	59	1.8	24	1	115	40	1	20	294	18.4
11 HENKINS, Ashley...	20-18	634 25.7	44-135	.441	12-27	.324	11-20	.550	8	50	58	2.0	44	2	50	54	5	21	115	8.4
22 KINNEY, Chasell...	15-0	104 4.9	4-10	.400	0-0	.000	3-4	.750	8	34	39	1.9	15	1	2	0	2	2	11	0.7
25 HEND, Darcyneg...	20-8	370 18.6	42-127	.380	14-28	.500	23-44	.521	15	45	60	3.0	65	1	21	40	4	27	105	8.2
24 BOWEN, Britana....	20-8	267 13.4	33-83	.390	24-64	.481	10-15	.760	0	15	21	1.1	15	0	0	20	0	10	102	5.1
30 WHELAN, Michela...	10-1	66 4.7	2-5	.400	0-0	.000	2-2	1.000	0	3	3	0.6	14	0	1	0	0	4	6	0.4
35 BRUNSON, Laura...	20-20	430 34.6	40-130	.493	11-20	.307	41-64	.797	73	147	220	11.0	42	2	20	51	9	41	184	9.4
40 FORD, Stephanie...	20-17	645 27.5	65-184	.313	0-0	.000	37-64	.500	60	70	140	7.4	40	0	12	20	37	21	167	7.4
41 BROWN, Ashleigh...	17-0	168 9.6	15-35	.429	1-1	1.000	5-7	.714	10	30	40	2.2	15	0	4	5	5	1	35	2.1
<b>TOTAL</b> .....									<b>50</b>	<b>62</b>	<b>112</b>	<b>6.6</b>	<b>0</b>		<b>3</b>					
<b>Total</b> .....	<b>20</b>	<b>4425</b>	<b>520-1245</b>	<b>.424</b>	<b>150-414</b>	<b>.362</b>	<b>274-545</b>	<b>.712</b>	<b>291</b>	<b>615</b>	<b>706</b>	<b>20.0</b>	<b>340</b>	<b>12</b>	<b>512</b>	<b>202</b>	<b>42</b>	<b>205</b>	<b>1404</b>	<b>70.4</b>
<b>Opponents</b> .....	<b>20</b>	<b>4425</b>	<b>620-1145</b>	<b>.383</b>	<b>182-529</b>	<b>.316</b>	<b>257-500</b>	<b>.444</b>	<b>274</b>	<b>602</b>	<b>776</b>	<b>20.0</b>	<b>345</b>	<b>-</b>	<b>244</b>	<b>300</b>	<b>67</b>	<b>134</b>	<b>1235</b>	<b>61.4</b>

TEAM STATISTICS	MIAMI	OPP	DIFF	OPPONENT	R/L	SCORE	ATTEND
<b>SCORES</b> .....	<b>1400</b>	<b>1235</b>	<b>11/15/07</b>	<b>KANSAS</b>	<b>W</b>	<b>74-67</b>	<b>152</b>
Points per game .....	70.4	61.4	<b>11/17/07</b>	<b>INDY</b>	<b>W</b>	<b>73-59</b>	<b>-</b>
Scoring margin .....	+12.7	-	<b>11/21/07</b>	<b>WEST VIRGINIA</b>	<b>W</b>	<b>63-54</b>	<b>500</b>
<b>FIELD GOALS-ATT.</b> .....	<b>620-1245</b>	<b>404-1145</b>	<b>12/1/07</b>	<b>UNIVERSITY OF MISSISSIPPI</b>	<b>W</b>	<b>69-71</b>	<b>-</b>
Field goal pct .....	.494	.383	<b>12/05/07</b>	<b>ROBERT MORRIS</b>	<b>W</b>	<b>62-74</b>	<b>379</b>
3-point FG-ATT .....	150-414	102-329	<b>12/8/07</b>	<b>at Youngstown State</b>	<b>W</b>	<b>64-65</b>	<b>1110</b>
3-point FG pct .....	.362	.310	<b>12/19/07</b>	<b>INDY</b>	<b>W</b>	<b>77-54</b>	<b>500</b>
3-pt FG made per game ..	7.5	6.3	<b>1/2/08</b>	<b>UNIVERSITY OF MISSISSIPPI</b>	<b>W</b>	<b>70-55</b>	<b>500</b>
<b>FREE THROWS-ATT.</b> .....	<b>274-545</b>	<b>267-500</b>	<b>01/12/08</b>	<b>at Kent State</b>	<b>W</b>	<b>64-55</b>	<b>415</b>
Free throw pct .....	.712	.644	<b>01/15/08</b>	<b>UNIVERSITY OF MISSISSIPPI</b>	<b>W</b>	<b>63-49</b>	<b>477</b>
<b>REBOUNDS</b> .....	<b>790</b>	<b>774</b>	<b>1/22/08</b>	<b>at Bowling Green State University</b>	<b>W</b>	<b>63-44</b>	<b>3462</b>
Rebounds per game .....	39.5	38.4	<b>01-29-08</b>	<b>at Western Michigan</b>	<b>W</b>	<b>61-74</b>	<b>183</b>
Rebounding margin .....	+1.0	-	<b>02/02/08</b>	<b>at Central Michigan</b>	<b>W</b>	<b>76-74</b>	<b>-</b>
<b>ASSISTS</b> .....	<b>512</b>	<b>244</b>	<b>02/3/08</b>	<b>WESTERN MICHIGAN</b>	<b>W</b>	<b>73-61</b>	<b>3441</b>
Assists per game .....	15.6	12.2	<b>02/13/08</b>	<b>KANSAS STATE</b>	<b>W</b>	<b>69-58</b>	<b>632</b>
<b>TURNOVERS</b> .....	<b>292</b>	<b>390</b>	<b>02/15/08</b>	<b>at Toledo</b>	<b>W</b>	<b>76-64</b>	<b>3445</b>
Turnovers per game .....	14.6	19.5	<b>02/20/08</b>	<b>at Buffalo</b>	<b>W</b>	<b>64-55</b>	<b>551</b>
Turnover margin .....	+4.9	-	<b>02/27/08</b>	<b>KANSAS STATE</b>	<b>W</b>	<b>76-59</b>	<b>644</b>
assist/turnover ratio ..	1.1	0.6	<b>03/01/08</b>	<b>at UNIV OF MISSISSIPPI</b>	<b>W</b>	<b>69-70</b>	<b>500</b>
<b>STEALS</b> .....	<b>295</b>	<b>190</b>	<b>03/04/08</b>	<b>UNIV OF MISSISSIPPI</b>	<b>W</b>	<b>62-72</b>	<b>621</b>
Steals per game .....	10.3	6.6					
<b>BLOCKS</b> .....	<b>62</b>	<b>67</b>					
Blocks per game .....	3.1	2.9					
<b>KICKING STRIKES</b> .....	<b>20</b>	<b>-</b>					
Score via streak .....	12	-					
<b>ATTENDANCE</b> .....	<b>6113</b>	<b>4032</b>					
Score game-wg/sum .....	12-424	0-629					
Neutral site-wg/sum .....	-	0-0					

SCORE BY PERIOD:	1st	2nd	OT	Total
<b>MIAMI</b> .....	<b>674</b>	<b>600</b>	<b>10</b>	<b>1284</b>
<b>Opponents</b> .....	<b>654</b>	<b>601</b>	<b>0</b>	<b>1255</b>

**2007-08 Miami Women's Basketball**  
**MIAMI Combined Team Statistics (as of Mar 06, 2008)**  
**Games lost:**

<b>RECORD :</b>	<b>OVERALL</b>	<b>HOME</b>	<b>AWAY</b>	<b>NEUTRAL</b>
<b>ALL GAMES</b> .....	<b>(10-10)</b>	<b>(6-4)</b>	<b>(6-5)</b>	<b>(8-1)</b>
<b>CONFERENCE</b> .....	<b>(10-4)</b>	<b>(10-3)</b>	<b>(10-1)</b>	<b>(10-0)</b>
<b>NON-CONFERENCE</b> .....	<b>(10-6)</b>	<b>(10-1)</b>	<b>(10-4)</b>	<b>(10-1)</b>

Player	GP-GS	---TOTAL---		---8-FTS---		---REBOUNDS---															
		PP-PTA	Pct	PP-PTA	Pct	FT-FTA	Pct	Off	Def	TOB	Wg	FF	FR	A	TS	Blk	Stl	Pts	Avg		
01 JACKSON, Amanda...	8-0	204	33.8	64-104	.615	16-48	.333	54-45	.800	18	18	26	4.0	37	2	28	29	5	22	204	22.7
10 BROWN, Vanessa.....	18-30	374	37.4	68-104	.644	14-32	.290	17-22	.773	7	29	27	2.7	24	0	48	34	0	19	129	12.9
13 HAWKINS, Ashley...	18-4	317	31.7	24-88	.273	4-23	.174	6-15	.400	18	21	31	3.1	21	0	21	23	1	13	50	5.0
22 KIRBY, Chasell....	5-0	60	11.4	4-7	.571	4-0	.000	0-4	.000	4	3	7	1.4	9	0	1	3	1	6	0	6.0
25 HEND, Doreen.....	18-6	238	21.8	34-83	.402	3-11	.273	18-21	.762	8	24	32	3.2	32	2	0	27	1	14	79	7.9
24 BROWN, Briana.....	18-0	136	13.6	9-44	.204	4-24	.167	2-2	1.000	4	6	19	1.9	11	0	0	19	0	6	24	2.4
30 WHELAN, Michela..	7-1	68	8.8	2-6	.333	4-1	.400	2-5	.400	2	8	19	1.4	10	0	1	2	0	6	6	6.0
35 HENWOOD, Laura....	18-30	306	34.5	25-62	.403	7-13	.538	29-34	.765	41	68	99	9.9	35	4	1	13	11	14	86	8.6
40 FORD, Stephanie...	18-7	259	23.9	27-58	.466	4-8	.500	19-32	.594	48	27	67	4.7	35	3	0	18	12	13	75	7.5
41 BROWN, Ashleigh...	7-0	67	9.6	8-18	.444	4-2	.500	2-2	1.000	2	8	19	1.4	4	0	0	1	0	4	14	2.0
<b>TOTAL</b> .....										15	25	44	4.9	0		2					
<b>Total</b> .....	18	2476		236-644	.368	64-190	.299	148-198	.753	151	218	369	34.9	216	11	111	162	29	183	649	64.9
<b>Opponents</b> .....	18	2476		221-598	.487	63-178	.354	167-266	.706	127	208	455	45.5	185	-	184	193	34	63	812	81.2

TEAM STATISTICS	MIAMI	OPP	DATE	OPPONENT	R/L	SCORE	ATTEND
<b>SCORING</b> .....	689	812	011/09/07	at Notre Dame	L	69-98	6004
Points per game .....	46.9	61.2	11/24/07	at INDIAN	L	74-79	518
Scoring margin .....	-14.3	-	11-24-07	at MURRAY STATE	L	72-81	445
<b>FIELD GOALS-ATT.</b> .....	236-644	291-684	12/16/07	KENTUCKY STATE	L	69-82	211
Field goal pct .....	.365	.427	012-29-07	at VERA	L	49-84	475
3-point FG-ATT .....	64-190	63-178	12-30-07	vs VCU	L	63-88	-
3-point FG pct .....	.259	.354	*01/09/08	BUENOS	L	67-82	547
3-pt FG made per game ..	6.8	4.8	*1/19/08	at UNO	L	65-74	3018
<b>FREE THROWS-ATT.</b> .....	167-236	167-236	*01/26/08	NORTHERN ILLINOIS UN	L	74-77	947
Free throw pct .....	.708	.708	*2/23/08	BOULDER COLLEGE	L	66-81	471
<b>REBOUNDS</b> .....	406	406					
Rebounds per game .....	36.9	43.6					
Rebounding margin .....	-6.8	-					
<b>ASSISTS</b> .....	311	144					
Assists per game .....	11.1	14.4					
<b>TURNOVERS</b> .....	162	193					
Turnovers per game .....	16.2	19.3					
Turnover margin .....	+3.1	-					
Assist/turnover ratio ..	0.7	0.4					
<b>STEALS</b> .....	103	63					
Steals per game .....	10.3	6.3					
<b>BLOCKS</b> .....	29	34					
Blocks per game .....	2.9	3.4					
<b>KICKING STRIKE</b> .....	0	-					
Score via streak .....	0	-					
<b>ATTENDANCE</b> .....	2558	8444					
Score game-Wg/Date .....	4-588	6-1700					
Neutral site-Wg/Date ..	-	1-0					

SCORE BY PERIOD:	1st	2nd	OT	OT2	Total
MIAMI .....	330	340	10	0	680
Opponents .....	346	441	15	10	812

**2007-08 Miami Women's Basketball**  
**MIAMI Combined Team Statistics (as of Mar 06, 2008)**  
**MAC Games Won**

<b>RECORD:</b>	<b>OVERALL</b>	<b>HOME</b>	<b>AWAY</b>	<b>NEUTRAL</b>
<b>ALL GAMES</b> .....	<b>(12-0)</b>	<b>(5-0)</b>	<b>(7-0)</b>	<b>(0-0)</b>
<b>CONFERENCE</b> .....	<b>(12-0)</b>	<b>(5-0)</b>	<b>(7-0)</b>	<b>(0-0)</b>
<b>NON-CONFERENCE</b> .....	<b>(0-0)</b>	<b>(0-0)</b>	<b>(0-0)</b>	<b>(0-0)</b>

#	Player	GP	PTS	---TOTAL---		---3-PTS---		FT	FT-PTS	REB	---REBOUNDS---					PF	FO	A	SU	STK	PTL	PTS	AVG
				PPG	FG	FGA	FG%				PPG	3PA	3FGA	3FG%	Off								
01	JACOBSON, Amanda	12-32	306	32.2	87-225	.367	22-77	.294	55-46	.433	10	41	57	4.0	32	0	41	34	1	30	251	20.9	
10	BURTON, Jean	12-32	440	36.7	64-190	.344	36-43	.422	25-32	.781	0	21	25	2.1	15	1	50	50	1	19	164	14.0	
11	BRIDGES, Ashley	12-7	317	24.4	28-77	.344	8-22	.227	8-10	.600	7	23	30	2.5	24	1	30	18	5	14	65	9.6	
22	KIRKEY, Chasell	8-0	51	3.9	3-5	.600	0-0	.000	1-2	.500	2	3	5	0.6	7	0	0	2	1	7	0.9		
25	HEED, Courtney	12-2	206	14.0	36-73	.479	8-16	.500	13-25	.630	0	22	22	2.5	32	0	7	19	5	12	61	7.6	
24	BURMAN, Britna	12-8	188	16.5	24-50	.420	10-20	.474	4-4	1.000	1	11	12	1.0	0	0	14	0	7	70	8.8		
30	WICKHAM, Michele	8-0	56	4.6	1-4	.250	0-0	.000	0-4	.000	2	2	4	0.5	0	0	1	5	0	2	2	0.5	
35	MURPHY, Laura	12-32	574	31.2	47-92	.511	9-22	.409	38-37	.411	30	31	159	14.8	35	1	20	21	4	23	135	11.3	
40	FORD, Stephanie	12-32	350	28.5	33-72	.458	0-0	.000	20-32	.625	43	51	34	7.0	45	2	0	15	27	14	65	7.2	
41	BROWN, Ashleigh	12-0	100	9.3	14-24	.417	0-0	.000	2-3	.667	12	14	26	2.2	15	0	3	4	5	1	22	1.8	
<b>TOTAL</b> .....											<b>24</b>	<b>40</b>	<b>64</b>	<b>6.3</b>	<b>0</b>			<b>1</b>					
<b>Total</b> .....		<b>12</b>	<b>2425</b>		<b>322-780</b>	<b>.419</b>	<b>87-258</b>	<b>.374</b>	<b>155-211</b>	<b>.735</b>	<b>150</b>	<b>319</b>	<b>477</b>	<b>20.8</b>	<b>224</b>	<b>0</b>	<b>100</b>	<b>164</b>	<b>45</b>	<b>123</b>	<b>896</b>	<b>74.7</b>	
<b>Opponents</b> .....		<b>12</b>	<b>2425</b>		<b>245-697</b>	<b>.304</b>	<b>65-219</b>	<b>.297</b>	<b>141-252</b>	<b>.539</b>	<b>178</b>	<b>329</b>	<b>490</b>	<b>14.8</b>	<b>190</b>	<b>-</b>	<b>154</b>	<b>209</b>	<b>30</b>	<b>78</b>	<b>756</b>	<b>63.0</b>	

TEAM STATISTICS	MIAMI	OPP	DATE	OPPONENT	R/Y	SCORE	ATTEND
<b>POINTS</b> .....	<b>494</b>	<b>766</b>	<b>01/12/08</b>	<b>at East State</b>	<b>W</b>	<b>64-59</b>	<b>415</b>
Points per game.....	<b>41.2</b>	<b>63.8</b>	<b>01/15/08</b>	<b>MIAMI</b>	<b>W</b>	<b>63-69</b>	<b>477</b>
Scoring margin.....	<b>+11.7</b>	<b>-</b>	<b>01/22/08</b>	<b>at Bowling Green State University</b>	<b>W</b>	<b>63-64</b>	<b>3462</b>
<b>FIELD GOALS-ATT</b> .....	<b>322-780</b>	<b>265-697</b>	<b>01-29-08</b>	<b>at Eastern Michigan</b>	<b>W</b>	<b>61-74</b>	<b>183</b>
Field goal pct.....	<b>.413</b>	<b>.380</b>	<b>02/02/08</b>	<b>at Central Michigan</b>	<b>W</b>	<b>75-74</b>	<b>-</b>
3 POINT FG-ATT.....	<b>87-258</b>	<b>65-219</b>	<b>02/03/08</b>	<b>WESTERN MICHIGAN</b>	<b>W</b>	<b>73-61</b>	<b>3441</b>
3-point FG pct.....	<b>.337</b>	<b>.297</b>	<b>02/13/08</b>	<b>STATE STICH</b>	<b>W</b>	<b>69-68</b>	<b>632</b>
3-pt FG made per game..	<b>4.1</b>	<b>5.4</b>	<b>02/15/08</b>	<b>at Toledo</b>	<b>W</b>	<b>74-64</b>	<b>3495</b>
<b>FREE THROWS-ATT</b> .....	<b>150-211</b>	<b>161-262</b>	<b>02/20/08</b>	<b>at Buffalo</b>	<b>W</b>	<b>64-66</b>	<b>551</b>
Free throw pct.....	<b>.711</b>	<b>.619</b>	<b>02/27/08</b>	<b>MIAMI STICH</b>	<b>W</b>	<b>75-69</b>	<b>644</b>
<b>REBOUNDS</b> .....	<b>477</b>	<b>490</b>	<b>03/01/08</b>	<b>at MIAMI</b>	<b>W</b>	<b>69-79</b>	<b>690</b>
Rebounds per game.....	<b>39.8</b>	<b>40.8</b>	<b>03/05/08</b>	<b>OHIO</b>	<b>W OT</b>	<b>62-72</b>	<b>621</b>
Rebounding margin.....	<b>-1.1</b>	<b>-</b>					
<b>ASSISTS</b> .....	<b>180</b>	<b>164</b>					
Assists per game.....	<b>15.0</b>	<b>13.7</b>					
<b>TURNOVERS</b> .....	<b>160</b>	<b>200</b>					
Turnovers per game.....	<b>13.3</b>	<b>16.7</b>					
Turnover margin.....	<b>-3.4</b>	<b>-</b>					
Assist/turnover ratio..	<b>1.1</b>	<b>0.8</b>					
<b>STEALS</b> .....	<b>123</b>	<b>79</b>					
Steals per game.....	<b>10.3</b>	<b>6.6</b>					
<b>BLOCKS</b> .....	<b>43</b>	<b>30</b>					
Blocks per game.....	<b>3.6</b>	<b>2.5</b>					
<b>WINDUP STRIKE</b> .....	<b>12</b>	<b>-</b>					
Score via streak.....	<b>0</b>	<b>-</b>					
<b>ATTENDANCE</b> .....	<b>3415</b>	<b>5864</b>					
Home game-avg/sum....	<b>6-763</b>	<b>7-788</b>					
Neutral site-avg/sum..	<b>-</b>	<b>0-0</b>					

SCORE BY PERIOD:	1st	2nd	OT	Total
<b>MIAMI</b> .....	<b>406</b>	<b>450</b>	<b>10</b>	<b>866</b>
<b>Opponents</b> .....	<b>341</b>	<b>415</b>	<b>0</b>	<b>756</b>

**2007-08 Miami Women's Basketball**  
**MIAMI Combined Team Statistics (as of Mar 06, 2008)**  
**MAC Games Lost:**

<b>RECORD:</b>	<b>OVERALL</b>	<b>HOME</b>	<b>AWAY</b>	<b>NEUTRAL</b>
<b>ALL GAMES</b> .....	(0-4)	(0-3)	(0-1)	(0-0)
<b>CONFERENCE</b> .....	(0-4)	(0-3)	(0-1)	(0-0)
<b>NON-CONFERENCE</b> .....	(0-0)	(0-0)	(0-0)	(0-0)

#	Player	GP-GS	---TOTAL---		---3-PTS---		---REBOUNDS---							PF	PT	A	TS	Stk	Pct	Avg			
			PPG	FG	Pct	FT	FT-Pct	Pct	Off	Def	Total	Avg											
01	JACKSON, Amanda	4-4	142	36.5	24-70	.342	4-25	.160	23-24	.958	0	31	37	4.3	16	1	13	0	1	13	81	29.5	
10	BURTON, Jean	4-4	144	36.0	16-53	.302	4-25	.160	5-7	.714	1	5	6	1.5	6	0	10	10	0	4	39	9.8	
13	HOWARD, Ashley	4-3	137	29.8	9-31	.290	2-9	.222	2-6	.333	4	5	9	2.3	4	0	7	0	0	0	22	5.5	
25	HEED, Courtney	4-2	67	16.8	8-19	.421	1-4	.250	3-4	.750	2	2	4	1.0	11	0	1	10	0	1	20	5.0	
24	WALKER, Briana	4-0	62	15.5	2-22	.091	4-17	.235	0-4	.000	1	2	3	0.8	6	0	4	5	0	6	4	1.0	
30	WHELAN, Michele	3-0	32	4.0	4-2	.800	0-1	.000	1-2	.500	0	3	3	1.0	4	0	0	0	0	0	1	0.3	
35	BRADY, Laura	4-4	150	37.5	14-24	.583	6-7	.714	15-17	.882	20	20	60	12.5	15	2	1	5	6	7	44	12.0	
40	FRID, Stephanie	4-3	90	22.5	7-17	.412	4-1	.400	7-14	.500	10	11	25	6.3	16	2	0	6	6	0	21	5.3	
41	SMITH, Jaleigh	4-0	46	11.5	7-12	.583	4-1	.400	2-2	1.000	2	5	7	1.8	4	0	0	1	0	4	16	4.0	
<b>TOTAL</b> .....																							
<b>Total</b> .....		4	600		88-294	.304	18-99	.182	58-76	.773	53	49	153	38.2	85	0	40	65	15	60	232	58.0	
<b>Opponents</b> .....		4	600		140-219	.474	26-87	.375	63-87	.724	58	127	177	44.2	75	-	62	47	14	24	294	73.5	

TEAM STATISTICS	MIAMI	OPP	DATE	OPPONENT	R/L	SCORE	ATTEND
<b>SCORING</b> .....	252	294	*1/19/08	BURKELO	L	67-62	567
Points per game.....	63.0	73.5	*1/19/08	at UNO	L	65-74	3018
Scoring margin.....	-10.5	-	*1/26/08	ROCHESTER INDEPENDS ON	L	74-77	997
<b>FIELD GOALS-ATT</b> .....	88-254	140-219	*2/23/08	BOWLING GREEN	L	66-61	471
Field goal pct.....	.344	.470					
3-POINT FG-ATT.....	18-99	26-87					
3-point FG pct.....	.182	.375					
3-pt FG made per game..	4.5	4.5					
<b>FREE THROWS-ATT</b> .....	68-76	63-87					
Free throw pct.....	.773	.724					
<b>REBOUNDS</b> .....	153	177					
Rebounds per game.....	38.2	44.2					
Rebounding margin.....	-11.0	-					
<b>ASSISTS</b> .....	40	42					
Assists per game.....	12.3	16.6					
<b>TURNOVERS</b> .....	53	87					
Turnovers per game.....	13.3	21.8					
Turnover margin.....	8.5	-					
Assist/turnover ratio..	0.9	0.7					
<b>STEALS</b> .....	40	26					
Steals per game.....	12.0	6.6					
<b>BLOCKS</b> .....	13	14					
Blocks per game.....	3.3	3.5					
<b>MINUTE STREAK</b> .....	0	-					
None via streak.....	0	-					
<b>ATTENDANCE</b> .....	2145	1414					
None game-Jay/None...	3-715	1-1414					
Neutral site-Jay/None..	-	0-0					

SCORE BY PERIOD:	1st	2nd	Total
MIAMI.....	122	130	- 252
Opponents.....	144	140	- 284

**2007-08 Miami Women's Basketball**  
**MIAMI Combined Team Statistics (as of Mar 06, 2008)**  
**MAC Home Games**

<b>RECORD:</b>	<b>OVERALL</b>	<b>HOME</b>	<b>AWAY</b>	<b>NEUTRAL</b>
<b>ALL GAMES</b> .....	<b>(5-3)</b>	<b>(5-3)</b>	<b>(0-0)</b>	<b>(0-0)</b>
<b>CONFERENCE</b> .....	<b>(5-3)</b>	<b>(5-3)</b>	<b>(0-0)</b>	<b>(0-0)</b>
<b>NON-CONFERENCE</b> .....	<b>(0-0)</b>	<b>(0-0)</b>	<b>(0-0)</b>	<b>(0-0)</b>

#	Player	GP-GS	Min-Avg	---TOTAL---		---P-PTS---		FT-PTS	Pct	---REBOUNDS---					PF	FO	A	TS	Stk	Pct	Avg
				PPG	FG	Pct	Off			Def	Tot	Avg									
01	ANDERSON, Amanda	0-4	274 34.2	02-105	.305	13-04	.261	20-32	.625	11	24	55	4.4	26	1	20	21	2	23	105	10.1
10	BURTON, Jean	0-4	247 36.9	04-181	.394	21-06	.375	5-9	.556	9	11	34	1.8	15	1	42	10	1	10	184	13.5
13	BRIDGES, Ashley	0-4	203 25.3	19-51	.373	3-34	.214	4-6	.667	0	13	10	2.4	21	1	10	15	5	13	65	8.6
22	KIRBY, Chasell	0-0	31 2.8	1-2	.500	0-0	.000	0-4	.000	1	2	3	0.8	5	0	1	1	4	2	0.5	0.5
25	JEHO, Courtney	0-2	155 14.6	24-40	.600	4-12	.333	7-15	.467	4	9	13	1.5	20	0	4	15	5	4	59	7.4
24	BURKLE, Briana	0-2	119 14.9	9-45	.200	4-22	.182	2-2	1.000	2	5	8	1.0	8	0	0	0	0	4	26	3.5
30	WATSON, Michele	0-0	20 4.0	4-2	.500	0-0	.000	1-2	.500	0	3	3	0.5	6	0	0	2	0	4	1	0.2
35	MURPHY, Laura	0-4	244 31.0	30-83	.324	7-15	.467	27-35	.771	31	58	89	11.1	27	2	7	12	6	17	100	12.5
40	FRID, Stephanie	0-4	254 29.5	24-50	.480	4-1	.400	12-24	.500	30	57	73	9.1	31	2	10	11	14	13	52	6.5
41	SMITH, Ashleigh	0-0	96 12.5	10-20	.500	0-0	.000	4-6	.667	0	12	10	2.3	9	0	3	3	1	4	24	3.0
<b>TOTAL</b> .....										13	27	40	6.0	0		0					
<b>Total</b> .....		0	1625	240-530	.387	54-104	.293	10-100	.092	113	202	315	20.4	105	7	110	100	34	64	500	70.0
<b>Opponents</b> .....		0	1625	174-400	.393	37-130	.274	130-196	.663	190	246	355	44.4	154	-	190	161	22	51	519	64.9

TEAM STATISTICS	MIAMI	OPP	DIFF	OPPONENT	W/L	SCORE	ATTEND
<b>SCORING</b> .....	540	519	+21/03/00	BURKLE	L	67-62	567
Points per game .....	70.0	64.9	+5.1/15/00	SMITH	W	63-69	477
Scoring margin .....	+5.1	-	+1/25/00	NORTHERN ILLINOIS ON	L	74-77	907
<b>FIELD GOALS-ATT</b> .....	240-530	174-400	+2/3/00	NORTHERN MICHIGAN	W	73-61	3441
Field goal pct .....	.453	.395	+2/13/00	SALL STICH	W	69-68	632
3-point FG pct .....	.293	.274	+2/23/00	BOWLING GREEN	L	66-61	471
3-pt FG made per game ..	6.0	4.6	+1/27/00	WEST STICH	W	75-69	644
<b>FREE THROWS-ATT</b> .....	94-130	109-196	+3/6/00	UNO	W	62-72	621
Free throw pct .....	.692	.465					
<b>REBOUNDS</b> .....	515	355					
Rebounds per game .....	30.4	24.4					
Rebounding margin .....	+6.0	-					
<b>ASSISTS</b> .....	110	100					
Assists per game .....	14.5	12.6					
<b>TURNOVERS</b> .....	100	101					
Turnovers per game .....	15.5	20.1					
Turnover margin .....	+4.6	-					
Assist/turnover ratio .....	3.1	4.6					
<b>STEALS</b> .....	60	51					
Steals per game .....	10.0	4.4					
<b>BLOCKS</b> .....	30	22					
Blocks per game .....	4.3	2.8					
<b>WINDUP STREAK</b> .....	2	-					
Score via streak .....	2	-					
<b>KRUMHOLTZ</b> .....	5040	0					
Score game-avg/sum .....	0-745	0-0					
Neutral site-avg/sum .....	-	0-0					

SCORE BY PERIOD:	1st	2nd	OT	Total
<b>MIAMI</b> .....	202	244	10	540
<b>Opponents</b> .....	214	301	0	519

**2007-08 Miami Women's Basketball**  
**MIAMI Combined Team Statistics (as of Mar 06, 2008)**  
**MAC Away Games**

<b>RECORD:</b>	<b>OVERALL</b>	<b>HOME</b>	<b>AWAY</b>	<b>NEUTRAL</b>
<b>ALL GAMES</b> .....	<b>(7-1)</b>	<b>(0-0)</b>	<b>(7-1)</b>	<b>(0-0)</b>
<b>CONFERENCE</b> .....	<b>(7-1)</b>	<b>(0-0)</b>	<b>(7-1)</b>	<b>(0-0)</b>
<b>NON-CONFERENCE</b> .....	<b>(0-0)</b>	<b>(0-0)</b>	<b>(0-0)</b>	<b>(0-0)</b>

# Player	GP-GS	PTS		REB		AST		BLK		STL		FT		FWM		MIN					
		FG	FT	FG	FT	FG	FT	FG	FT	FG	FT	FG	FT	FG	FT	FG	FT				
41 JACKSON, Amanda....	0-4	261	32.6	61-144	.418	16-48	.313	58-64	.462	11	28	59	4.9	22	0	29	22	0	24	187	29.4
10 BROWN, Jean.....	0-4	297	37.1	29-62	.315	18-62	.304	25-30	.433	2	15	17	2.1	6	0	44	21	0	15	181	32.6
11 HAWKINS, Ashley....	0-6	288	29.3	18-57	.314	4-17	.235	3-7	.429	5	15	24	2.5	16	0	29	12	0	9	45	8.4
22 HUNTER, Chasell....	0-0	20	8.0	2-3	.667	0-0	.000	1-2	.500	1	1	2	0.5	4	0	0	1	0	1	6	1.8
28 HEND, Courtney....	0-2	157	17.3	19-43	.442	0-4	.000	0-14	.000	0	15	21	2.6	28	0	4	34	0	9	52	6.6
24 WHELAN, Brianna....	0-1	136	14.6	17-33	.515	12-23	.522	2-2	1.000	0	7	7	0.0	6	0	1	19	0	4	68	6.0
30 WHELAN, Nichole..	0-0	28	4.7	1-4	.250	0-1	.000	0-4	.000	2	2	4	0.7	7	0	1	9	0	2	2	0.5
36 HANCOCK, Laura....	0-4	285	32.0	28-53	.528	7-14	.500	18-21	.457	29	63	91	11.4	21	1	14	34	6	13	81	18.1
40 FORD, Stephanie....	0-7	195	24.4	24-39	.613	0-0	.000	15-22	.682	21	25	46	6.0	31	2	4	11	16	9	85	8.9
41 BROWN, Ashleigh....	0-0	67	7.1	7-16	.438	0-1	.000	0-4	.000	0	7	15	1.9	0	0	2	2	1	14	1.8	
<b>TOTAL</b> .....										14	19	53	4.1	0		1					
<b>Total</b> .....	0	1600	262-494	.414	61-194	.372	123-156	.788	98	197	295	34.9	142	3	121	131	22	85	588	73.6	
<b>Opponents</b> .....	0	1600	192-448	.414	53-151	.351	94-143	.657	111	201	312	30.0	134	-	116	156	22	53	531	60.4	

TEAM STATISTICS	MIAMI	OPP	DATE	OPPONENT	R/L	SCORE	ATTEND
<b>SCORING</b> .....	688	631	*01/12/08	at East State	W	64-59	415
Points per game .....	78.5	64.4	*1/19/08	at UNO	L	65-74	3018
Scoring margin .....	+7.1	-	*1/22/08	at Bowling Green State University	W	63-64	1462
<b>FIELD GOALS-ATT</b> .....	282-494	192-448	*01-29-08	at Eastern Michigan	W	61-74	189
Field goal pct .....	.414	.410	*02/02/08	at Central Michigan	W	76-74	-
<b>3 POINT FG-ATT</b> .....	61-194	63-151	*02/16/08	at Toledo	W	76-64	1448
3-point FG pct .....	.372	.351	*02/20/08	at Buffalo	W	64-65	551
3-pt FG made per game..	7.6	4.6	*03/01/08	at MSOW	W	69-79	448
<b>FREE THROWS-ATT</b> .....	123-156	94-143					
Free throw pct .....	.788	.657					
<b>REBOUNDS</b> .....	295	312					
Rebounds per game .....	36.9	39.0					
Rebounding margin .....	-2.1	-					
<b>ASSISTS</b> .....	121	116					
Assists per game .....	15.1	14.6					
<b>TURNOVERS</b> .....	111	156					
Turnovers per game .....	13.9	19.6					
Turnover margin .....	+6.6	-					
assist/turnover ratio..	1.1	0.7					
<b>STEALS</b> .....	85	66					
Steals per game .....	10.6	8.3					
<b>BLOCKS</b> .....	22	22					
Blocks per game .....	2.8	2.8					
<b>WINS/LOSSES</b> .....	0	-					
Wins via streak .....	0	-					
<b>ATTENDANCE</b> .....	0	662					
Home game-avg/pane...	0-0	0-616					
Neutral site-avg/pane..	-	0-0					

SCORE BY PERIODS:	1st	2nd	Total
<b>MIAMI</b> .....	276	312	- 588
<b>Opponents</b> .....	231	340	- 571



