

MIAMI UNIVERSITY ATHLETIC MEDIA RELATIONS

Mike Harris, Director
Angie Renninger, Assoc. Director
Vince Frieden, Pub. Coord./Asst. Dir.
Ryan Erb, Asst. Director
Andrew Borders, Intern
Norma McClure, Sr. Program Asst.












MU *RedHawks*.COM



230 Millett Hall • Oxford, OH 45056 • Phone: 513.529.4327
Fax: 513.529.6729 • Email: harrismr@muohio.edu

2004 SCHEDULE

Times are local to site and subject to change

| | |
|---|--|
|  | Aug. 28 vs. Indiana State 7 p.m. (National College FB Kickoff) |
|  | Sept. 4 at Michigan Noon (ABC) |
|  | Sept. 11 at Cincinnati 7 p.m. |
|  | Sept. 18 vs. Ohio 2 p.m. (Band Day) |
|  | Sept. 25 at Marshall 7 p.m. (ESPN2) |
|  | Oct. 9 vs. Kent State 2 p.m. (Parents' Weekend) |
|  | Oct. 16 at Buffalo 1:30 p.m. |
|  | Oct. 23 vs. UCF 7 p.m. (Homecoming) |
|  | Nov. 2 vs. Toledo 7:30 p.m. (ESPN2) |
|  | Nov. 13 .. at Western Michigan 7 p.m. (Homecoming) |
|  | Nov. 20 at Akron 7 p.m. (Homecoming) |

2004 REDHAWKS FOOTBALL (0-0, 0-0 MAC)

MIAMI UNIVERSITY FOOTBALL

**Aug. 28, 2004 • 7 p.m. • Yager Stadium • Oxford, OH
vs. Indiana State University (0-0, 0-0 Gateway)**

MATCH-UP AT A GLANCE:

Stadium Yager Stadium (30,012) - Oxford, Ohio
Surface FieldTurf
Kickoff 7 p.m. ET
Radio Miami Sports Network (Pregame at 6 p.m. ET)
Television WB64 (WSTR - Cincinnati)/ESPN Plus
Cybercast www.MURedHawks.com
Series Record First Meeting



GAMEDAY CENTRAL

| Miami | vs. | Indiana State |
|----------------------------------|--------------------------|----------------------------|
| Oxford, Ohio | Location | Terre Haute, Ind. |
| 16,300 | Enrollment | 11,484 |
| Mid-American (East Division) | Conference | Gateway Conference |
| Yager Stadium (30,012) | Stadium | Memorial Stadium (12,674) |
| Terry Hoepfner (Franklin '69) | Head Coach | Tim McGuire (Nebraska '75) |
| Sixth Season | Years at School | Eighth Season |
| 40-20 (Sixth Season) | Overall Record | 27-63 (10th Season) |
| Same | Record at School | 20-48 |
| 13-1 | 2003 Record | 3-9 |
| 8-0 (1st, MAC East / MAC Champs) | 2003 Conference Record | 0-7 (8th, Gateway) |
| 16/8 | Starters Returning/Lost | 17/7 |
| 46/13 | Lettermen Returning/Lost | 34/21 |

STORYLINES

- KICKING IT ALL OFF:** When Miami kicks off its Aug. 28 game with Indiana State, it will mark the official start of the NCAA Division I-A college football season. The BCA Classic between Virginia Tech and USC does not begin until 7:45 p.m. ET.
- 13 AND COUNTING:** One would have to go almost a year to the day of Saturday's contest with Indiana State to find the last time Miami hung its head in defeat. Since a 21-3 loss at Iowa on Aug. 30 last season, Miami has won its last 13 games and owns the longest active winning streak in NCAA Division I-A.
- A NEW LOOK YAGER:** It has been a busy summer around Yager Stadium, where the second phase of stadium renovations have been completed. Saturday, Miami fans get their first look at the new permanent lighting, a new scoreboard and video board and the Cradle of Coaches Plaza, which have all been added during the summer.
- PLACE YOUR BETTS:** There's a new gunslinger in town for the RedHawks, as junior Josh Betts makes his debut as Miami's starting quarterback. Betts has the challenge of following Ben Roethlisberger, who was drafted by the Pittsburgh Steelers in April.
- DEFENSE WINS:** Saturday marks the return of a Miami defense that brings back eight starters from last season. In 2003, the defense ranked 22nd nationally in scoring defense, 19th nationally in rushing defense and 4th nationally in turnovers gained.

Miami Sports Network:
Miami's radio network, MSN, carries all 12



games live via several affiliates. RedHawk games can be heard through www.MURedHawks.com (via internet) and TEAMLINE (via telephone, 1-800-846-4700, access code 5768). Each broadcast begins one hour prior to kickoff. Steve Baker (play-by-play), Tim Bray (color) and Neil Dougherty (sideline) call the action. MSN affiliates include WMOH-AM (1450), WCKY-AM (1360), WFMG-FM (101.3), WONE-AM (980), WKYK-FM (104.7) and WVKO-AM (1580).

Game 1

INDIANA STATE



August 28, 2004 • Yager Stadium
Oxford, OH • 7 p.m. ET



Series Notes

- Miami's meeting with Indiana State marks the first time the Red and White has taken on a current NCAA I-AA opponent since it faced William & Mary in 1982.
- Saturday marks Miami's first meeting with the eight-member Gateway Conference, which began play in 1985.
- Indiana State is no stranger to the MAC, having played at least one MAC opponent in every season since 2000. Last season the Sycamores lost at Ball State, 31-7, in their opener. In 2001, ISU defeated Eastern Michigan 21-14.
- Miami stands at 77-32-6 in season openers and has won six of its last eight. ISU is 42-41-7 all-time in season openers but has not won a lid-lifter since 1996.

TALE OF THE TAPE (2003 Stats)

| Miami | Indiana State |
|-------|---------------|
| 43.0 | 14.2 |
| 501.1 | 267.8 |
| 160.3 | 131.6 |
| 37.0 | 39.7 |
| 4.3 | 3.3 |
| 340.9 | 136.2 |
| 38.2 | 23.8 |
| 13.1 | 12.0 |
| 19.4 | 29.7 |
| 341.1 | 341.1 |
| 111.6 | 180.4 |
| 3.4 | 4.0 |
| 229.5 | 160.7 |
| 12.8 | 11.9 |
| +20 | -13 |

2003 Returning Team Leaders

| | |
|-------------------|----------------|
| Betts (263) | Schiff (1,290) |
| Betts (1) | Schiff (5) |
| Smith (802) | Shields (825) |
| Smith (17) | Shields (4) |
| Nance (90) | Penkick (16) |
| Nance/Larkin (11) | Logan (2) |
| Pusateri (10.1) | Morton (8.4) |
| Nande (5.5) | Mitchell (8.0) |
| Busing (5) | James (2) |

Average Heights and Weights

| Miami | Indiana State |
|----------|---------------|
| 6-6, 299 | 6-3, 281 |
| 6-1, 197 | 6-0, 193 |
| 6-3, 271 | 6-2, 240 |
| 6-2, 232 | 6-2, 220 |
| 6-1, 205 | 5-11, 181 |

Hoeggner vs. Non-Conference Opponents

| | |
|--|------|
| Record vs. Non-Conference Opponents | 9-10 |
| Home Record vs. Non-Conference Opponents | 2-2 |
| Road Record vs. Non-Conference Opponents | 6-8 |
| Record vs. Big Ten | 2-5 |
| Record vs. Conference USA | 4-2 |
| Record vs. Mountain West Conference | 1-0 |
| Record vs. SEC | 1-1 |
| Record vs. ACC | 1-0 |
| Record vs. WAC | 0-1 |
| Record vs. IAA | 0-0 |

Game-by-Game

| | | |
|----------------|----------------------------|----------|
| Sept. 4, 1999 | at Northwestern | W, 28-3 |
| Sept. 11, 1999 | at West Virginia | L, 27-43 |
| Oct. 30, 1999 | Cincinnati | L, 42-52 |
| Sept. 2, 2000 | at Vanderbilt | W, 33-30 |
| Sept. 16, 2000 | at Ohio State | L, 16-27 |
| Oct. 28, 2000 | at Cincinnati | L, 15-45 |
| Sept. 1, 2001 | at Michigan | L, 13-31 |
| Sept. 8, 2001 | at Iowa | L, 19-44 |
| Sept. 22, 2001 | Cincinnati | W, 21-14 |
| Nov. 17, 2001 | at Hawai'i | L, 51-52 |
| Aug. 31, 2002 | at North Carolina | W, 27-21 |
| Sept. 7, 2002 | Iowa | L, 24-29 |
| Sept. 14, 2002 | at LSU | L, 7-33 |
| Oct. 5, 2002 | at Cincinnati | W, 31-26 |
| Aug. 30, 2003 | at Iowa | L, 3-21 |
| Sept. 13, 2003 | at Northwestern | W, 44-14 |
| Sept. 20, 2003 | at Colorado State | W, 41-21 |
| Sept. 27, 2003 | Cincinnati | W, 42-37 |
| Dec. 18, 2003 | vs. Louisville (GMAC Bowl) | W, 49-28 |
| Sept. 28, 2004 | vs. Indiana State | 7 p.m. |
| Sept. 4, 2004 | at Michigan | Noon |
| Sept. 11, 2004 | at Cincinnati | 7 p.m. |

Around the MAC & the Nation

MID-AMERICAN CONFERENCE STANDINGS

2003 Final Standings



| EAST DIVISION | | | | | | WEST DIVISION | | | | | |
|---------------|-----|------|------|------|------|---------------|-----|------|------|------|------|
| MAC | | | | | | MAC | | | | | |
| School | W-L | Pts. | Opp. | Home | Road | School | W-L | Pts. | Opp. | Home | Road |
| MIAMI | 8-0 | 374 | 124 | 4-0 | 4-0 | Bowling Green | 7-1 | 246 | 165 | 4-0 | 3-1 |
| Marshall | 6-2 | 230 | 170 | 3-1 | 3-1 | Toledo | 6-2 | 280 | 189 | 4-0 | 2-2 |
| Akron | 5-3 | 257 | 246 | 3-1 | 2-2 | N. Illinois | 6-2 | 281 | 196 | 4-0 | 2-2 |
| Kent State | 4-4 | 261 | 274 | 2-2 | 2-2 | W. Michigan | 4-4 | 211 | 220 | 2-2 | 2-2 |
| UCF | 2-6 | 131 | 221 | 2-2 | 0-4 | Ball State | 3-5 | 173 | 249 | 2-2 | 1-3 |
| Ohio | 1-7 | 192 | 244 | 1-3 | 0-4 | E. Michigan | 2-6 | 145 | 240 | 2-2 | 0-4 |
| Buffalo | 1-7 | 138 | 289 | 1-3 | 0-4 | C. Michigan | 1-7 | 154 | 246 | 1-3 | 0-4 |

Associated Press Poll

2004 Preseason Poll

| No. | Team | Record | Points |
|-----|---------------|--------|--------|
| 1. | USC (48) | 0-0 | 1,603 |
| 2. | Oklahoma (11) | 0-0 | 1,529 |
| 3. | Georgia (5) | 0-0 | 1,480 |
| 4. | LSU (1) | 0-0 | 1,446 |
| 5. | Florida State | 0-0 | 1,291 |
| 6. | Miami (Fla.) | 0-0 | 1,287 |
| 7. | Texas | 0-0 | 1,236 |
| 8. | Michigan | 0-0 | 1,223 |
| 9. | Ohio State | 0-0 | 1,005 |
| 10. | West Virginia | 0-0 | 937 |
| 11. | Florida | 0-0 | 836 |
| 12. | Kansas State | 0-0 | 763 |
| 13. | California | 0-0 | 744 |
| 14. | Tennessee | 0-0 | 658 |
| 15. | Clemson | 0-0 | 638 |
| 16. | Virginia | 0-0 | 627 |
| 17. | Auburn | 0-0 | 540 |
| 18. | Missouri | 0-0 | 525 |
| 19. | Iowa | 0-0 | 518 |
| 20. | Utah | 0-0 | 446 |
| 21. | Wisconsin | 0-0 | 328 |
| 22. | Maryland | 0-0 | 310 |
| 23. | Oregon | 0-0 | 200 |
| 24. | Purdue | 0-0 | 153 |
| 25. | Minnesota | 0-0 | 142 |

OTHERS RECEIVING VOTES

Louisville 125, Nebraska 112, N.C. State 76, Memphis 56, Boise State 47, TCU 39, Toledo 33, Oregon State 29, Washington State 24, Oklahoma State 13, Fresno State 13, Alabama 12, Hawaii 11, Boston College 7, Northern Illinois 7, Texas Tech 7, Virginia Tech 6, Southern Miss 6, Mississippi 6, Marshall 6, Georgia Tech 5, Miami (Ohio) 4, South Carolina 4, Texas A&M 3, Arkansas 3, Bowling Green 2, Connecticut 1, North Texas 1, Penn State 1, Notre Dame 1.

USA Today/ESPN Coaches' Poll

2004 Preseason Poll

| No. | Team | Record | Pts. |
|-----|---------------|--------|-------|
| 1. | USC (44) | 0-0 | 1,500 |
| 2. | Oklahoma (12) | 0-0 | 1,426 |
| 3. | LSU (5) | 0-0 | 1,387 |
| 4. | Georgia | 0-0 | 1,328 |
| 5. | Miami (Fla.) | 0-0 | 1,246 |
| 6. | Florida State | 0-0 | 1,177 |
| 7. | Michigan | 0-0 | 1,128 |
| 8. | Texas | 0-0 | 1,087 |
| 9. | Ohio State | 0-0 | 1,030 |
| 10. | Florida | 0-0 | 691 |
| 11. | West Virginia | 0-0 | 684 |
| 12. | Iowa | 0-0 | 642 |
| 13. | Kansas State | 0-0 | 639 |
| 14. | Tennessee | 0-0 | 598 |
| 15. | California | 0-0 | 566 |
| 16. | Clemson | 0-0 | 503 |
| 17. | Missouri | 0-0 | 502 |
| 18. | Auburn | 0-0 | 473 |
| 19. | Virginia | 0-0 | 453 |
| 20. | Maryland | 0-0 | 443 |
| 21. | Utah | 0-0 | 438 |
| 22. | Wisconsin | 0-0 | 248 |
| 23. | Minnesota | 0-0 | 187 |
| 25. | Purdue | 0-0 | 187 |
| 25. | Oregon | 0-0 | 175 |

OTHERS RECEIVING VOTES

Nebraska 151, Oregon State 101, Boise State 99, Washington State 86, N.C. State 84, Louisville 78, Virginia Tech 62, TCU 50, Oklahoma State 41, Toledo 33, Memphis 27, Georgia Tech 25, Notre Dame 25, Bowling Green 22, BYU 21, Miami (OHIO) 21, Fresno State 17, Michigan State 16, Pittsburgh 14, Marshall 13, Alabama 12, Arkansas 12, Boston College 10, Northern Illinois 10, San Diego State 8, Mississippi 7, Colorado State 7, UCLA 7, Texas Tech 6, Texas A&M 5, Hawaii 5, Southern Miss. 4, Penn State 2, New Mexico 1, Connecticut 1, Air Force 1, Arizona 1, Arizona State 1, Washington 1.

Note: 2004 Miami opponents in bold.

Results/Upcoming MAC Games

SATURDAY, AUGUST 28

Indiana State at Miami, 7 p.m.
(WB64/ESPN Plus)

Note: All game times are ET unless noted.

THURSDAY, SEPTEMBER 2

Buffalo at Eastern Michigan, 7 p.m.
Boston College at Ball State, 7 p.m.
Tennessee-Martin at W. Michigan, 7:30 p.m.

2003 Miami Team and Individual NCAA and MAC Leaders

| INDIVIDUAL | Category | Avg./Rating/No. | NCAA | MAC |
|--------------------|-------------------|-----------------|------|------|
| Cal Murray | Rushing | 73.57 ypg | 66th | 7th |
| | Scoring | 6.00 ppg | 92nd | 12th |
| Ben Roethlisberger | Pass Efficiency | 165.84 rating | 2nd | 1st |
| | Total Offense | 328.36 ypg | 4th | 2nd |
| Martin Nance | Receptions | 6.43 rpg | 17th | 4th |
| | Receiving Yards | 107.00 ypg | 4th | 1st |
| | All-Purpose Yards | 107.00 ypg | 78th | 10th |
| Michael Larkin | Receptions | 4.79 rpg | 69th | 12th |
| | Receiving Yards | 59.43 ypg | 99th | 15th |
| Ryne Robinson | Punt Returns | 17.21 ypr | 2nd | 1st |
| Mike Smith | Rushing | 57.29 ypg | — | 15th |
| | Scoring | 7.71 ppg | 37th | 4th |
| John Busing | Interceptions | 0.36 pg | 44th | 6th |
| Jared Parseghian | Scoring | 6.58 ppg | 71st | 10th |

| TEAM COMPARISONS | | NCAA Ranking | | Conf. Ranking | |
|----------------------|---------------|--------------|-------|---------------|-------|
| Category | Miami | Miami | Miami | Miami | Miami |
| Rushing | 160.29 ypg | 51st | 7th | | |
| Passing | 340.86 ypg | 4th | 1st | | |
| Total Offense | 501.14 ypg | 2nd | 1st | | |
| Scoring Offense | 43.00 ppg | 1st | 1st | | |
| Rushing Defense | 111.64 ypg | 19th | 1st | | |
| Pass Efficiency Def. | 114.87 rating | 34th | 1st | | |
| Total Defense | 341.14 ypg | 35th | 2nd | | |
| Scoring Defense | 19.43 ppg | 22nd | 1st | | |
| Net Punting | 34.41 ypp | 80th | 10th | | |
| Punt Returns | 16.29 ypr | 1st | 1st | | |
| Kickoff Returns | 15.59 ypr | 116th | 14th | | |
| Turnover Margin | +1.43 tpg | 3rd | 1st | | |
| Passing Defense | 229.50 ypg | 73rd | 8th | | |
| Passing Efficiency | 162.15 rating | 2nd | 1st | | |

General Notes

TELEVISION COVERAGE: Miami is slated to appear on television six times this season, including three national television appearances – at Michigan (Sept. 4 on ABC), at Marshall (Sept. 29 on ESPN2) and vs. Toledo (Nov. 2 on ESPN2). The season opener versus Indiana State is the first of two broadcasts the Miami Sports Network will produce in conjunction with WB64 (WSTR, Cincinnati) and ESPN Plus. Broadcasting the two games are MSN's own Tim Bray and Neil Dougherty. Bray will handle the play-by-play call, while Dougherty provides analysis. The second game of the package is on Oct. 23 when Miami hosts UCF at 7 p.m in a Homecoming clash.

SEASON OPENERS: The RedHawks have captured six of their last eight season openers dating back to 1996 and bring an all-time mark of 77-32-6 (.696) in lid-lifters into this weekend's game vs. Indiana State. Four of the six wins are against BCS programs – North Carolina (twice, 1998 and 2002), Northwestern (1999) and Vanderbilt (2000). This season marks the first time since a 64-6 win over Ball State in 1997 that the RedHawks open the year in Yager Stadium.

HOME OPENERS: Miami owns an 85-23-4 record in home-opening contests after knocking off the University of Cincinnati last year, 42-37. That calculates to a gaudy .777 winning percentage. The RedHawks have lost just once in their last eight home lid-lifters since 1996, running their Yager Stadium home-opening record to 12-9-0 (.571).

HOME SWEET YAGER: After a disappointing 2-3 record at Yager Stadium in 2002, the RedHawks made a point of controlling the home turf in 2003 and control it they did, posting a perfect 5-0 record and outscoring opponents 224-76. After giving up 37 points in the home opener vs. Cincinnati (Sept. 27) and 20 points to Akron (Oct. 4), Miami allowed just 19 points over the last three home games vs. Buffalo (59-3), Bowling Green (33-10), Marshall (45-6).

IN THE POLLS: After an impressive 49-28 defeat of Louisville in the GMAC Bowl, Miami University's football team rose to No. 10 in the final Associated Press poll and No. 12 in the final USA Today/ESPN Coaches poll. Miami's No. 10 final ranking in the AP poll was its highest since the 1974 team finished 10th and matched the Red and White's highest finish ever. Miami broke into the top 25 on Nov. 9 after defeating nationally-ranked Bowling Green on national television. The RedHawks stand 31-3 all time when carrying a national ranking.

THE FEW, THE PROUD: Of 112 NCAA Division I-A football programs, Miami finished 2003 as one of only four programs in the nation to complete its season with only one loss. Joining the Red and White were national co-champions LSU and USC and Boise State. Miami, which won its last 13 games after stumbling in the season opener, owned the nation's longest winning streak in 2003.

ON A ROLL: After dropping a heartbreaking season opener at Iowa on Aug. 30, Miami was unstoppable the rest of the way, winning 13 straight – the longest active winning streak in the nation. With its win in the MAC Championship Game, the RedHawks broke the program's single-season record for wins, previously held by the 1973 and 1975 teams. With its victory in the GMAC Bowl, the RedHawks tied the program's longest winning streak at 13 games, previously established from 1972 to 1974. Miami's longest unbeaten streak extended 24 games from the final game of 1972 to the second game of 1975.

THE MAC DADDIES: In 55 years of Mid-American Conference play, Miami has dominated the conference, winning a MAC-record 239 games and picking up its first MAC title since 1986 by beating Bowling Green 49-27 in the MAC Championship Game on Dec. 4. The RedHawks' 14 conference titles are four more than second-place Bowling Green. Miami's 8-0 record in the MAC last year marked the first undefeated conference record by the RedHawks since the 1977 team went 5-0 and captured the league title. The RedHawks have swept through their MAC slate 11 times with a perfect record but had never won eight league games until last season.

All-Time NCAA Victory List Prior to the start of the 2004 season

| | | |
|-----|---------------------------|-----|
| 1. | Michigan | 833 |
| 2. | Notre Dame | 796 |
| 3. | Nebraska | 781 |
| 4. | Texas | 776 |
| 5. | Alabama | 758 |
| 6. | Penn State | 756 |
| | Ohio State | 756 |
| 8. | Oklahoma | 737 |
| 9. | Tennessee | 736 |
| 10. | Southern California | 707 |
| 11. | Georgia | 673 |
| 12. | Syracuse | 652 |
| 13. | LSU | 649 |
| 14. | Washington | 638 |
| 15. | Colorado | 635 |
| 16. | Auburn | 634 |
| 17. | Texas A&M | 627 |
| 18. | Miami (Ohio) | 624 |
| 19. | Georgia Tech | 623 |
| | West Virginia | 623 |
| 21. | Army | 622 |
| 22. | Pittsburgh | 620 |
| 23. | Arkansas | 619 |
| 24. | North Carolina | 613 |
| 25. | Minnesota | 605 |

All-Time NCAA I-A Win Percentage (500 or more I-A games) Prior to 2004

| Rk. | Team | Record | Pct. |
|-----|---------------|------------|------|
| 1. | Notre Dame | 796-257-42 | .746 |
| 2. | Michigan | 833-272-36 | .746 |
| 3. | Alabama | 758-293-43 | .713 |
| 4. | Oklahoma | 737-284-53 | .711 |
| 5. | Ohio State | 756-294-53 | .709 |
| 6. | Texas | 776-309-33 | .709 |
| 7. | Nebraska | 781-311-40 | .708 |
| 8. | Tennessee | 736-302-52 | .699 |
| 9. | Southern Cal | 707-297-54 | .694 |
| 10. | Penn State | 756-331-41 | .688 |
| 11. | Florida State | 419-197-17 | .675 |
| 12. | MIAMI | 624-343-44 | .639 |
| 13. | Georgia | 673-370-54 | .638 |
| 14. | Washington | 638-353-50 | .637 |
| 15. | Miami (Fla.) | 507-285-19 | .637 |



Head Coach Terry Hoepfner

General Notes

Miami by Numbers

Below are the records and streaks for Miami

| | 2003 | Streaks | Hoepfner |
|----------|------|---------|----------|
| Overall | 13-1 | W13 | 40-20 |
| Home | 5-0 | W5 | 17-7 |
| Road | 8-1 | W8 | 23-13 |
| MAC | 8-0 | W8 | 30-9 |
| MAC Home | 4-0 | W4 | 15-5 |
| MAC Road | 4-0 | W4 | 15-4 |

2004 MAC Preseason Media Poll

EAST DIVISION

| Team (First-Place Votes) | Points |
|--------------------------|--------|
| 1. Marshall (21) | 258 |
| 2. Miami (18) | 257 |
| 3. Akron (1) | 188 |
| 4. UCF (11) | 176 |
| 5. Kent State | 119 |
| 6. Ohio | 82 |
| 7. Buffalo | 67 |

WEST DIVISION

| Team (First-Place Votes) | Points |
|--------------------------|--------|
| 1. Toledo (34) | 278 |
| 2. Northern Illinois (3) | 225 |
| 3. Bowling Green (9) | 223 |
| 4. Western Michigan | 154 |
| 5. Ball State | 118 |
| 6. Central Michigan | 84 |
| 7. Eastern Michigan | 66 |

MAC Championship Game Winner: Toledo (22); Marshall (9); Bowling Green (3); Miami (3); Northern Illinois (3); Akron (1).

2003 Mid-American Conference Players of the Week

Miami has captured 14 awards in 2003

Offensive Player of the Week

- B. Roethlisberger, Jr., QB (Sept. 13 at NU) 38-of-37, 353 yards, 3 TD, 0 INT
- B. Roethlisberger, Jr., QB (Oct. 4 vs. Akron) 31-of-47, 369 yards, 2 TD, 0 INT
- B. Roethlisberger, Jr., QB (Nov. 12 vs. MAR) 18-of-29, 282 yards, 2 TD, 0 INT
- B. Roethlisberger, Jr., QB (Nov. 28 at UCF) 24-of-29, 327 yards, 5 TD, 0 INT

Defensive Player of the Week

- Derek Rehage, So., LB (Oct. 11 vs. UB) 9 tackles, 2 TFL, 1 sack
- Darrell Hunter, So., CB (Oct. 18 at BSU) 3 tackles, 2 INT, 64-yard INT return
- Terna Nande, So., LB (Nov. 4 vs. BGSU) 8 tackles, 2 TFL, 1 sack, 1 fumble rec.
- Terna Nande, So., LB (Nov. 12 vs. MAR) 10 tackles, 3 TFL, 43-yard INT return

Special Teams Player of the Week

- Mike Wafzig, Jr., P (Sept. 27 vs. UC) 3 punts, 147 yards, 49.0 ypp, 57 long
- Ryne Robinson, Fr., PR (Oct. 11 vs. UB) 6 returns, MAC-record 237 yards, 2 TDs, 39.5 ypr, 86 (t) long
- Ryne Robinson, Fr., PR (Oct. 18 at BSU) 2 returns, 45 yards, 41 long
- Ryne Robinson, Fr., PR (Nov. 4 vs. BGSU) 5 returns, 63 yards, 30 long
- Jared Parseghian, Jr., K (Nov. 28 vs. UCF) 7-of-7 PATs

Co-Team of the Week

Miami at Colorado State (Sept. 20) W, 41-21

NINE NAMED ALL-MAC: In 2003, Miami University earned its most all-Mid-American Conference individual honors since 1997, as nine members of the RedHawks' MAC and GMAC Bowl championship football team were named all-conference. The selections were voted on by the league's 14 head coaches. The nine selections were divided among four first-team honorees — quarterback Ben Roethlisberger (Findlay, OH/Findlay), offensive lineman Jacob Bell (Euclid, OH/St. Ignatius), defensive lineman Phil Smith (Shaker Heights, OH/St. Ignatius) and linebacker Terrell Jones (St. Louis, MO/Mehlville) — and five second-team selections — center Todd Londot (Utica, OH/Utica), offensive tackle Ben Herrell (Middleton, WI/Middleton), tight end Matt Brandt (Toronto, ON/Northern Secondary), wide receiver Martin Nance (Maryland Heights, MO/Pattonville) and linebacker Terna Nande (Grand Rapids, MI/Creston). Of the nine selections, only Londot, Nance and Nande return for the 2004 season.

FINDING WAYS TO GET TO THE "HOUSE": When the season started, there was a thought that Miami was going to have to rely solely on the right arm of junior quarterback Ben Roethlisberger to put points on the board, but that was not been the case. Of Miami's record 82 touchdowns in 2003, the RedHawks scored 36 TDs via the ground (a new school record), 38 through the air (a new school record), five on interceptions and three from punt returns. Mike Smith was the team's leading scorer with 18 touchdowns overall, while his 17 rushing TDs are tied for 10th in the country.

FLIP OVER THE SCORE: If college football were a pinball game, the Miami RedHawks would have to roll over the scoreboard after the last two months of 2003, as they scored points at a mind-boggling pace. For the season, the RedHawks are averaged 43.0 points per game, more than five points a game better than the 1997 squad that previously held the school record at 37.5 points per game. The RedHawks' 602 points in 14 games shattered the MAC single-season scoring record by more than 100 points, as Miami became the first MAC school to eclipse the 500- and 600-point plateaus in a season. During the RedHawks' 13-game winning streak, they scored at least 33 points in each game, including a school record six straight games over the 40-point mark.

FINISHING: Since 1999, when Terry Hoepfner took over at Miami, one thing the RedHawks have not done often is blow fourth-quarter leads, posting a 37-3 record when leading at the start of the final quarter. The RedHawks were a perfect 13-0 last season when leading after three quarters.

LIFE BEGINS AT 40: With his 49-28 win versus Louisville, head coach Terry Hoepfner became the sixth coach in Miami history to record 40 wins. His 40 wins are tied for fifth all-time in school history with college coaching luminary Bo Schembechler, who went on to a legendary career at Michigan, Miami's opponent next week.

A DECADE OF EXCELLENCE: With its 38-30 win at Kent State last season, Miami ensured itself of its 10th straight winning season. The RedHawks are 77-35-2 (.684) during this current string. The school record for consecutive winning seasons is 17 (1943-1959), while the record for consecutive non-losing seasons is 33 (1943-1975).

ONE OF THE TRULY ELITE: In the history and lore of college football, Miami University stands as one of the sport's most storied programs, and versus Colorado State on Sept. 20 of last year it made another legendary step when it took the field for the 1,000th time. Now in its 116th season of play, Miami ranks among the elite in college football as one of just 25 schools with 600 or more wins (624) while holding one of the top 15 winning percentages (.639) in college football.

The Offense

SCOUTING REPORT: Armed with six returning starters and a cast of five relatively experienced newcomers to the starting lineup, Miami's offense makes its 2004 debut after a record-breaking season in 2003. Unstoppable after a season-opening 21-3 loss at Iowa last season, Miami tied for first nationally in scoring offense (43.0 ppg), ranked second nationally in total offense (501.4 ypg) and placed fourth nationally in passing offense (340.9 ypg). In the Mid-American Conference annals, no offense was more dominant, as the Red and White shattered league records for most yards of total offense (7,016) and scoring (602). Following is a complete breakdown of who is gone, who is back and who is new to Miami's starting offense.

WHO'S GONE: Clearly the biggest loss from the 2003 offense was quarterback Ben Roethlisberger, who declared for the NFL Draft following Miami's 49-28 defeat of Louisville in the GMAC Bowl. A first-round draft pick of the Pittsburgh Steelers, Roethlisberger owns almost every Miami passing record and ranked fourth nationally last season in total offense, while passing for Miami records of 4,486 yards and 37 touchdowns. Also departed is 2003 leading rusher Cal Murray, who signed a free agent contract with the San Diego Chargers during the offseason after notching his first career 1,000-yard rushing campaign during his senior season. Arguably the biggest hit to the offense came to the offensive line, where the RedHawks lost four starters to graduation, including second-team all-MAC tackle Ben Herrell (signed with Carolina Panthers), first-team all-MAC guard Jacob Bell (fifth-round draft pick of Tennessee Titans), two-year starting guard Frank Smith (now a GA with the program) and second-team all-MAC tight end Matt Brandt (Detroit Lions).

WHO'S BACK: When looking at Miami's returning starters, one must begin with a wide receiving corps that returns all three starters from 2003. Senior Michael Larkin, Miami's career leader for receptions and receiving touchdowns, joins junior Martin Nance, who shattered the program's single-season records with 90 catches for 1,498 yards in 2003, out wide. Sophomore R.J. Corbin returns to the interior wide receiver position after hauling in 35 passes in 2003. On the offensive line, the RedHawks return second-team all-MAC center Todd Londot along with juniors Mark Kracium and Nate Bunce, who combined to start 15 games in 2003, filling at left tackle and right guard, respectively. At running back, Miami lost its 2003 starter but returns 2002 starter Luke Clemens, who missed most of last season with an injury, and senior Mike Smith, who split carries with Cal Murray last season and ranked 10th nationally with 17 rushing touchdowns.

WHO'S NEW: The most evident newcomer to the starting lineup is at quarterback, where Josh Betts makes his starting debut after seeing mop up duty in nine games in 2003. Betts, a Vandalia, Ohio, native served as Roethlisberger's back up in 2002 and 2003. At tight end, seasoned junior Dan Tyler makes his debut in the starting lineup after making 15 grabs and tallying his first career touchdown in extensive playing time during the 2003 season. Starting at left guard is senior Dave Rehker, who saw time as a starter in 2002. Redshirt freshman Charlie Norden, a physically gifted athlete who weighs in at more than 300 lbs., rounds out the offensive line by taking over at right tackle.

OTHER CONTRIBUTORS: Along with the starting lineup, a number of other players are expected to make an impact on the offense in 2004. At wide receiver, unquestionably the RedHawks' deepest position, the RedHawks return four additional players with extensive experience, including senior Corey Kirkpatrick, a sixth-year player who missed most of last season with an injury, junior Josh Williams, who saw increased playing time toward the end of the 2003 campaign, and sophomores Ryan Busing and Ryne Robinson, who made 28 receptions apiece a year ago. Up front, junior Chris Fessel, who saw action in eight games in 2003, is expected to see action on the

THE START CHART

Following is a list of 2004 players who have started games at Miami. The number in parentheses indicates consecutive starts:

| | |
|-----------------------|---------|
| Matt Pusateri, DB | 37 (35) |
| Todd Londot, OL | 22 (18) |
| Alphonso Hodge, DB | 21 (14) |
| Terna Nande, LB | 21 (9) |
| Michael Larkin, WR | 19 (15) |
| Luke Clemens, TB | 14 (0) |
| Will Rueff, DL | 15 (2) |
| Steve Burke, DB | 14 (14) |
| John Busing, LB | 14 (14) |
| Darrell Hunter, DB | 14 (14) |
| Martin Nance, WR | 14 (14) |
| Larry Burt, DL | 12 (3) |
| Korey Kirkpatrick, WR | 6 (0) |
| John Glavin, DL | 8 (0) |
| R. J. Corbin | 7 (1) |
| Ryan Busing | 7 (4) |
| Dan Tyler, TE | 5 (0) |
| Dave Rehker, OL | 4 (0) |
| Nate Bunce, OL | 1 (0) |



Quarterback Josh Betts will be making his first career start vs. Indiana State.



Wide Receiver Martin Nance finished fourth in the nation in receiving yards in 2003.

The Offense

offensive line, and junior Tyler Vogel will contribute at tight end. Redshirt freshman Brandon Murphy is expected to see time as a change-of-pace at running back after the explosive back rushed for 108 yards in the fall Red-White Scrimmage.

NEW ARM IN TOWN: Saturday marks the starting debut of junior quarterback Josh Betts, who emerges from the shadow of Ben Roethlisberger and prepares to take control of one of the nation's highest-octane offenses. Betts, whose first career pass went for a touchdown in a 2002 win at Cincinnati, saw action in nine games last season, completing 19 passes for 263 yards and a touchdown. His most impressive performance was at UCF on Nov. 28 when he completed 10-of-14 passes for 120 yards and rushed for a touchdown. Betts, the 2000 Southwest Ohio Offensive Player of the Year as a prep, possesses a strong arm and excellent mobility, which could result in more called quarterback scrambles in 2004. He is backed up by redshirt freshman Mike Kokal, who is coming off a strong camp.

MAKING HIS OWN NAME: A second cousin to the Larkin family that includes Cincinnati Reds shortstop Barry Larkin, senior Michael Larkin has been making his own name on the football field. Larkin, who will earn his Miami degree in just three and a half years, took the field in just the second game of his true freshman season and promptly hauled in three receptions for 121 yards versus Iowa. Since that time, Larkin has hauled in at least one pass in 37 consecutive games—nine short of the MAC record—on the way to becoming Miami's all-time leader in receptions (143) and receiving touchdowns (24). He currently is stalking current Detroit Lion Trevor Gaylor for the RedHawks' receiving yardage record, needing 192 yards to surpass Gaylor's record total of 2,131 yards.

THE NANCE FACTOR: If there was any player on the Miami roster that could truly claim a breakout season in 2003, it was Martin Nance, who emerged not only on a team and conference level but also on a

national level. Beginning with the second game of the 2003 campaign, Nance went on a torrid run that included a RedHawk record seven 100-yard receiving days. Nance's sophomore year totals of 90 receptions for 1,498 yards shattered Miami's single-season records and his 107.0 receiving yards per game ranked fourth nationally. The Offensive MVP of the 2003 GMAC Bowl, Nance hauled in nine catches for 169 yards and a touchdown in his last contest. Armed with a 6-foot-5 frame and sub 4.4 time in the 40-yard dash, Nance's 1,498 yards ranks only behind California's Geoff McArthur among returning wide receivers in 2004.

A QUALITY STABLE: While Miami's running back corps lost its 2003 leading rusher to graduation, the stable remains well stocked. Senior Mike Smith, who saw nearly half of Miami's carries at running back last season, returns after rumbling for 802 yards and a whopping 17 touchdowns, which ranked 10th nationally in 2003. Returning to the RedHawk lineup is fifth-year senior Luke Clemens, a former walk-on, who rushed for 1,009 yards and 16 touchdowns as Miami's leading rusher in 2002. Clemens left the second game of last season with a season-ending injury and was granted a fifth year of eligibility by the NCAA. Also in the hunt for carries is senior Adam Ciborowski, who totaled 234 yards rushing and a pair of touchdowns in 2003, and redshirt freshman Brandon Murphy, who totaled a gaudy 6,982 yards and 83 touchdowns as a prep at Strongsville High

School and demonstrated his burst and quickness with a 65-yard touchdown run in the fall Red-White Scrimmage.

AT THE CENTER OF IT ALL: The veteran of the offensive line is third-year starter Todd Londot, who has emerged as one of the nation's top centers. Standing at 6-foot-6 and 300 lbs., the amazingly agile lineman has a 30-inch vertical leap and has been rumored to throw down a 360-dunk. Last season, Londot, who has been named to the 2004 watch lists for both the Rimington and Outland Trophies, made only one bad exchange at center despite the fact that nearly 70 percent of Miami's plays were run from the shotgun.

BUILDING FROM SCRATCH: While many schools prefer to recruit 300-pound offensive linemen, Miami has taken a different approach. With the guidance of RedHawk strength & conditioning coach Dan Dalrymple, the Red and White has focused its recruiting efforts on recruiting athletic linemen and tight ends with big frames. The weight then comes from the individuals' extensive work in Dalrymple's program. The average weight of Miami's current starting offensive line when it signed with the program was a meager 257 lbs., with only Dave Rehker weighing in at more than 265 pounds. Today the RedHawk line averages a lofty 299 lbs. per man—and average gain of 42 lbs. per player—but still possesses the mobility to handle a variety of roles within the offense.



The Defense

SCOUTING REPORT: Last year, the Miami offense garnered most of the national attention, but it was the defense that proved to be the difference-maker for the RedHawks. After giving up 412 yards of offense and 27 points per game last season in 2003, Miami simplified its defense last season, allowing the group to make plays. And make plays they did. Last season, the Miami defense gave up almost 100 fewer yards a game compared to previous year and finished first in the MAC in scoring defense (19.4 points per game) second in total defense (341.1 yards per game).

TAKING THE REINS: Taking over the reins of the Miami defense this season are co-defensive coordinators Joe Palcic and Brian George. The pair shares coordinator duties while Palcic focuses on the defensive secondary and George oversees the defensive line. In 2003, the duo helped re-energize a Miami defense that ended the year 26th in the country, allowing 329.5 yards per game.

DOMINATING "D": Miami's defense became the talk of the MAC in 2003. Over the final three months, the RedHawks reduced their yards allowed from 360.3 yards per game to 341.1 ypg. Much of that improvement can be credited to Miami making opposing offenses one-dimensional by taking away the run. The RedHawks' run defense was tops in the MAC and among the top 20 in the nation, holding opponents to 111.6 yards a game and to less than 70 yards in six of the last 13 games (Northwestern – 41, Colorado State – 39, Akron – 47, Ball State – 29, Kent State – 68, UCF – 22).



Second-team all-MAC linebacker Terna Nande

VANISHING OUT OF THIN AIR: The Miami defense performed its own magic last season versus opposing quarterbacks, appearing out of thin air to pick off a total of 21 passes. After intercepting just three passes in the first four games of 2003, Miami nabbed 18 in the final 10 games. Sophomore linebacker John Busing led the team and was first nationally among linebackers with five picks, including two he returned for touchdowns versus Ball State and UCF. As a unit, the defense returned five for touchdowns last season, equaling the most since 1998 when the defense was under the control of then-defensive coordinator Terry Hooppner.

WHO'S GONE: Much like losing your quarterback on the offensive side, the RedHawks lost their defensive quarterback, middle linebacker Terrell Jones, and two key pressure guys, defensive ends Phil Smith and Will Stanley. Jones, a 2004 all-MAC selection, was considered by Head Coach Terry Hooppner to be the smartest football player he had ever coached, calling plays and making defensive adjustments on the fly. Smith and Stanley were the RedHawks' 1-2 punch when it came to putting pressure on the quarterback from their defensive end positions. The pair accounted for 50 percent of the RedHawks' sacks (18 of 36) and forced another 20 quarterback hurries.

THE HEART OF IT ALL: As has often been the case in Miami's illustrious football history, the heart of the defense is a linebacking corps that is anchored by a trio of explosive juniors. Outside linebackers John Busing and Terna Nande, both starters in 2003, are coming off remarkable true sophomore seasons in which their big plays often set the tone for the entire team. Nande, a second team all-MAC selection in 2003, ranked fifth in the MAC with 20 tackles for loss while totaling 109 tackles and also nabbing four interceptions. Busing, who was equally impressive, led all linebackers nationally with five interceptions, including two returned for touchdowns, and made 101 tackles. The lone newcomer in the linebacking corps really isn't a newcomer at all, as junior middle linebacker Derek Rehage saw extensive playing time in 2003. Named the MAC East Defensive Player of the Week after Miami's defeat of Buffalo, Rehage started two games last season and finished the year with 58 tackles, three quarterback sacks and an interception.

A FINE LINE: On the defensive line, Miami must replace graduated defensive ends Phil Smith and Will Stanley, who posted 18 of the RedHawks' 36 sacks, but it returns a talented trio of defensive tackles that started all of its games in 2003. Last season, the trio of Larry Burt, John Glavin and Will Rueff were almost interchangeable for the RedHawks, combining for 130 tackles and 19 tackles for loss while spearheading a run defense that was the stingiest in the MAC. Glavin led the way during a breakout season, totaling 55 tackles, 11 stops for loss and eight quarterback hurries.

The Defense

THE MEANS TO AN END: While the defensive tackle position possesses great experience and depth, the RedHawks are relying on a young group of defensive ends to rise to the occasion in 2004. Juniors Jarrod Rich and Marcus Johnson break from camp as starters. Rich—a big, powerful end—saw action in all 14 games last year and made 24 tackles as a special teams contributor and reserve on the defensive line, while Johnson played at both ends. Sophomore Tranaine Sills provides the RedHawks with even more skill at the position, using his quick first step to provide pressure on the quarterback. Sills played as a true freshman last season and recorded six quarterback sacks. Supplying depth are junior redshirt freshmen Craig Mester, who impressed with his quickness in the spring, and Jerome Bennett, a converted linebacker.

BACKIN' IT ALL UP: Arguably Miami's most improved area in 2003 was its pass defense, where it returns all four starters at corner back and safety. Anchoring the corners for the Red and White are the speedy duo of senior Alphonso Hodge and junior Darrell Hunter, who both were clocked at under 4.4 in the 40-yard dash during the offseason. Hodge emerged as a shutdown corner in 2003, breaking up nine passes and totaling 47 tackles while typically covering the opposing team's top receiver. Hunter made great strides during his true sophomore campaign, picking off four passes, breaking up 10 more and notching 43 tackles. Returning for his fourth season as Miami's starting strong safety, senior Matt Pusateri is coming off a career-high 141 tackles in 2003 and is on the verge of becoming one of Miami's Top 10 all-time tacklers. The Defensive MVP of the 2003 GMAC Bowl, Pusateri is backed up by sophomore Joey Card, who earned his first letter last season and emerged during the offseason. Junior Steve Burke returns as Miami's starting free safety after totaling 100 tackles and 10 pass deflections in 2003. He'll battle with truesophomore Jerrid Gaines, who impressed with his speed during the spring and is expected to see extensive playing time.



The Miami defense held opponents to a MAC-low 111.6 yards rushing per game.

THE NEW NIGERIAN NIGHTMARE: And a nightmare is exactly what Terna Nande has become for opposing teams. Last season, the junior earned second-team all-MAC honors and was twice named MAC Defensive Player of the Week after consecutive wins over Bowling Green and Marshall. In the two games, Nande totaled 18 tackles and five tackles for loss, returned an interception for a touchdown and recovered a fumble. While Terna means "God's Gift" in his native language, Nande gets his other nickname from head coach Terry Hoepfner because of his ability to make punishing hits. Coach Hoepfner has been quoted as saying, "Once he hits you, you keep having nightmares about it." Nande was the RedHawks' third-leading tackler last year with 109 stops, including 20 tackles for loss, which ranked among the MAC leaders.

BETTER TO DODGE HODGE: As last season progressed, senior corner Alphonso Hodge has come into his own, becoming a shutdown corner for Miami. Versus Akron, Miami changed its defense to take away Akron's sprint-out pass, leaving Hodge alone with the Zips' Matt Cherry one-on-one. Cherry, who had torched the RedHawks the year before with 154 yards, was shut down, pulling in just three catches for 42 yards. Against

Marshall, Hodge spearheaded a Miami secondary that gave up just 113 yards, shutting down the MAC's all-time leading receiver and second round NFL draft choice Darius Watts and holding him to one catch for five yards. Hodge was 10th on the team in tackles with 47 and broke up nine passes.

RACKING UP THE TACKLES: Senior safety Matt Pusateri has become a stalwart in the Miami secondary. Since making 18 tackles in his collegiate debut at Michigan in 2001, Pusateri has been racking up tackles and is the only RedHawk to post 100+ tackles in each of the last three seasons (122 in 2001, 125 in 2002 and 141 in 2003). A 2001 third-team Sporting News freshman all-American, Pusateri needs just 25 more tackles to crack Miami's career Top 10 list.

Special Team Notes

SCOUTING REPORT: With all of its key elements returning, Miami's special team unit looks to be very strong again in 2004. All of the RedHawk legs remain intact, with senior Jared Parseghian handling short and mid-range field goals, junior Todd Soderquist handling kickoffs and long-range field goals and senior Mike Wafzig handling the punting responsibilities. In the return game, sophomore Ryne Robinson returns after emerging as one of the most exciting players in the nation in 2003, and has expanded his role to include both punt and kickoff returns. Speedster Darrell Hunter joins Robinson to complete a dangerous kickoff return duo. Miami does face the challenge of replacing long-time long snapper Scott Sagehorn and holder J.D. Vonderheide.

MORE THAN A NAME: The great grand nephew of college football luminary and Miami alumnus Ara Parseghian, senior place kicker Jared Parseghian has done an impressive job of placing his own name throughout the Miami and Mid-American Conference record books. From the end of his freshman campaign to the first contest of his junior season, Parseghian converted 21-of-21 field goal attempts to break both the Miami and MAC records for consecutive field goal conversions. Miami's all-time leader in PAT attempts (138) and conversions (133), Parseghian has converted a RedHawk-best .788 percent of his career field goal attempts and is easily on pace to finish his career among Miami's all-time top three for field goal conversions.

IT'S ALL HIS NOW: Though the rumors were circulating that he may not letter during the 2003 campaign, senior punter Mike Wafzig most certainly did. Though only six teams nationally punted fewer times than Miami's 46 punts and Ben Roethlisberger took 12 of those efforts for himself, Wafzig was solid in averaging 41.1 yards per punt, pinning the opposition inside its 20 seven times and launching six efforts of 50 yards or greater. A former walk-on

wide receiver, Wafzig is entering his fourth season as Miami's starting punter and ranks fourth in the Miami career annals with his 40.1 yard average per punt.

BIG LEG TODD: The leg behind all of Miami's kickoffs over the last three seasons has been that of junior Todd Soderquist, who claimed the job when he arrived on campus as a true freshman. Last season, Soderquist was an integral part of a Miami kickoff coverage unit that allowed only 17.5 yards per return and ranked among the MAC leaders. Last season, Soderquist also proved to be a solid place kicker, converting 4-of-6 field goals and 19-of-20 PATs during spot action. In last season's defeat of Marshall, Soderquist's leg was called upon to overcome winds that were gusting at nearly 50 MPH. He converted a 21-yard field goal and a pair of PATs despite the nasty conditions.

SNAPPING AND HOLDING: Miami will debut new faces at the all-important roles of long snapper and holder this season, though neither face is really all that new. Sophomore Dave McClain, who redshirted last season, takes over Miami's long snapping responsibilities, which he handled during the majority of the 2002 campaign when Scott Sagehorn was out for the season. The multi-talented Ryne Robinson takes over for J.D. Vonderheide as Miami's holder on place kicks, adding a unique and dangerous element to that unit.

THE AMAZING MR. ROBINSON: After a remarkable true freshman campaign in which he ranked second nationally behind LSU's Skyler Green in punt return average (17.2 ypr), even bigger and better things are expected of sophomore Ryne Robinson this season. Last season, Robinson racked up Miami and MAC records of 654 punt return yards, including three punt returns for touchdowns. He is just 348 yards shy of surpassing the MAC's record for career punt return yardage. Robinson's role is expanding this season to kickoff returns, where Miami ranked

near the bottom of the league in 2003, and he's also taking over as the RedHawks' place kicker. An outfielder and second baseman on Miami's MAC East Champion baseball team, the versatile Robinson also is a talented pianist and is learning to play the drums.

GREASY, FAST SPEED: Miami's coaching staff is hoping pure speed is the anecdote for solving the team's 2003 kickoff return woes. The RedHawks averaged a league worst 15.6 yards per kick return in 2003 and are looking to improve upon that opening field position in 2004. Junior Darrell Hunter, who returned a team-high 12 punts in 2003, joins Ryne Robinson, Miami's punt returner in 2003, to form arguably the fastest kickoff return tandem in program history. Hunter a former Ohio track and field sprint champion in the 100- and 200-meter dashes is the fastest player in program history with a scorching 4.25 time in the 40-yard dash, while Robinson has improved his 40-yard dash time to a simmering 4.30.



Sophomore punt returner Ryne Robinson finished second in the nation last season in punt returns averaging 17.2 yards per return.



HOEPPNER FILE

PERONAL -----

Born: August 19, 1947 (56 years old)
 Birthplace: Fort Wayne, Ind.
 Wife: Jane (teacher in Talawanda Schools)
 Children: Amy, Allison and Drew
 Grandchildren: Tucker and Spencer Fox and Tate and Quinn Balcam.

EDUCATION -----

High School: Woodlan (Ind.) HS
 College: Franklin College, 1969
 (physical education)
 Masters: Franklin College, 1983
 (education)

COACHING EXPERIENCE -----

| | | |
|---------|---------------------------------------|-------------------------|
| 1970-72 | Head Coach | Eastbrook (Ind.) HS |
| 1974 | Asst. Coach | Pinson Valley (Ala.) HS |
| 1975 | Asst. Coach | Hueytown (Ala.) HS |
| 1976-79 | Head Coach | Mullins (S.C.) HS |
| 1980-85 | Def. Coord. | Franklin College |
| 1986 | Linebacker Coach | Miami |
| 1987-93 | Def. Back Coach | Miami |
| 1993-95 | Asst. Head Coach/ Defensive Back | Miami |
| 1995-98 | Asst. Head Coach/ Defensive Coord. | Miami |

NOTES OF INTEREST -----

- Miami's record with Hooppner as an assistant coach: 74-63-7
- Miami's record with Hooppner as assistant head coach: 42-22-2
- Miami's record with Hooppner as defensive coordinator: 32-11-1
- In 1986, Hooppner's first season with Miami, the football team captured the Mid-American Conference championship, the school's last league title.
- Two defensive starters from Miami's 1998 team, linebacker JoJuan Armour and strong safety Paris Johnson, were drafted by the NFL's Oakland Raiders and Arizona Cardinals, respectively.

Head Coach Terry Hooppner

Miami University's "Cradle of Coaches" reputation is well documented. Throughout Miami history, an impressive group of coaches have strolled the sidelines as either assistant or head coaches. Last year, head coach Terry Hooppner (pronounced HEP-ner) went a long way in cementing his name along with all the rest, leading Miami to a No. 10 national ranking, the nation's longest winning streak, a 13-1 record and Mid-American Conference and GMAC Bowl Championships.

In terms of coaching longevity, no individual in Miami history can match the dedication and loyalty of Hooppner. Now in his sixth season as the RedHawk head mentor, Hooppner is in his 19th year with Miami. No other football coach has spent that amount of time in Oxford.

After spending 13 years as a Miami assistant coach, Hooppner was tabbed the RedHawks' 31st head football mentor on January 27, 1999. He succeeded Randy Walker, the school's winningest coach, who left for the head coaching position at Northwestern University.

A 1969 graduate of Franklin (Ind.) College, Hooppner made his debut as a collegiate head coach after working four years as an assistant (1986-89) under former Miami mentor Tim Rose and nine under Walker. Just prior to his appointment as head coach, Hooppner served as the RedHawks' assistant head coach and defensive coordinator.

Coincidentally, Hooppner began his head coaching career by facing his former boss in the 1999 opener at Northwestern. Hooppner and the RedHawks came out on top, defeating Walker and the Wildcats, 28-3.

Prior to arriving in Oxford, Hooppner spent six years as the defensive coordinator at his alma mater. Two of his three stints as a prep head coach were at East Noble High School in Kendallville, Ind. (1979) and at Mullins High School in Mullins, S.C. (1976-79). Hooppner also spent two years as an assistant prep coach in Alabama (1974-75) after starting his career as head coach at Eastbrook High School (1970-72) in Marion, Ind.

Since his arrival at Miami, Hooppner's responsibilities have grown, and not coincidentally, the RedHawk football program has savored its most success in recent years. He began his Miami tenure coaching linebackers (1986) before starting an eight-year run as the defensive back coach. In 1993, Miami added the assistant head coach title to Hooppner's resume, and then in 1995, he was awarded the defensive coordinator position.

In his final four years (1995-98) as the RedHawks' defensive coordinator, Miami set the standard for defense in the Mid-American Conference. Three of those four years, the RedHawks ranked No. 1 in total defense. Miami also led the MAC in pass efficiency defense and scoring defense.

Nationally, Miami's 1998 club ranked fourth in scoring defense, fifth in pass-efficiency defense and 16th in total defense. The RedHawks set a single-season school mark of 377 interception return yards and five interception returns for touchdowns. In 1995, Miami ranked first nationally in pass defense and second in total defense.

Individually, Hooppner has developed some of the Mid-American Conference's top talent, including last year's No. 11 pick in the National Football League Draft and all-America quarterback Ben Roethlisberger. Other all-America and all-MAC players to play for Miami during Hooppner's run as a defensive back coach and defensive coordinator include: all-America defensive back Ron Carpenter, two-time first-team all-MAC defensive back Sheldon White, three-time first-team all-MAC linebacker Dee Osborne, 1995 MAC Defensive Player of the Year Johnnie Williams, two-time first team all-MAC defensive back Jamie Taylor, two-time MAC Defensive Player of the Year and 1998 all-American JoJuan Armour, 1998 first-team all-MAC defensive back Jay Baker and 1999 MAC Defensive Player of the Year and 1998 all-America linebacker Dustin Cohen.

Hooppner, who turns 57 in August, was invited to training camp with the NFL's St. Louis Cardinals and Green Bay Packers organizations after his college career but played his professional career for the WFL's Detroit Wheels and Charlotte Hornets.

A native of Woodburn, Ind., Hooppner earned his bachelor's degree in physical education from Franklin. He minored in biology. In 1983, Hooppner received a master's degree in education from Butler.

This is Hooppner's first meeting versus Indiana State or a Division I-AA opponent.

The Cradle of Coaches

Throughout the sports world, Miami University is recognized as “The Cradle of Coaches” because of the number of coaching legends who began their careers on the Oxford campus. College football luminaries such as Woody Hayes, Bo Schembechler, Ara Parseghian and John Pont used Miami as a training ground, as did professional coaching greats like Weeb Ewbank, Paul Brown and Sid Gillman. The following list contains just some of the college and NFL head coaches who started at Miami, either as players, assistant coaches or head coaches. Their years and roles at Miami are noted in italics. Looking at the list, which reads like a “Who’s Who” among the coaching ranks, it is easy to see how Miami earned its unique reputation.

| | | | |
|--|---|---|--|
| Bill Arnsparger New York Giants 1974-76 LSU 1984-86 Miami Player 1948-49 Miami Assistant Coach 1950 | Weeb Ewbank Washington University 1947-48 Baltimore Colts 1954-62 New York Jets 1963-73 Miami Player 1927 | Dave McClain Ball State 1971-77 Wisconsin 1978-85 Miami Assistant Coach 1963-66 | Bo Schembechler Michigan 1969-89 Miami Player 1949-50 Miami Head Coach 1963-68 |
| George Blackburn Cincinnati 1955-60 Virginia 1965-70 Miami Assistant Coach 1945-47 Miami Head Coach 1948 | Sid Gillman Cincinnati 1949-54 Los Angeles Rams 1955-60 San Diego Chargers 1961-71 Houston Oilers 1973-74 Miami Assistant Coach 1943 Miami Head Coach 1944-47 | John McVay Dayton 1965-72 New York Giants 1976-78 Miami Player 1950-52 | Larry Smith Tulane 1976-79 Southern California 1987-92 Missouri 1994-2000 Miami Assistant Coach 1967-68 |
| Earl (Red) Blaik Dartmouth 1934-40 Army 1941-58 Miami Player 1915-17 | Woody Hayes Denison 1946-48 Ohio State 1951-78 Miami Head Coach 1949-50 | Gary Moeller Illinois 1977-79 Michigan 1990-94 Miami Assistant Coach 1967-68 | Dick Tomey Hawaii 1977-86 Arizona 1987-2000 Miami Graduate Asst. 1962-63 |
| Paul Brown Ohio State 1941-43 Cleveland Browns 1946-62 Cincinnati Bengals 1968-75 Miami Player 1928-29 | Stu Holcomb Purdue 1947-55 Miami Head Coach 1942-43 | Bill Narduzzi Youngstown State 1975-85 Miami Player 1957-58 | Jim Tressel Ohio State 2001- Youngstown State 1986-2000 Miami Assistant Coach 1979-80 |
| Carmen Cozza Yale 1965-1996 Miami Player 1949-51 Miami Assistant Coach 1956-62 | John Mackovic Wake Forest 1978-80 Kansas City Chiefs 1983-86 Illinois 1988-91 Texas 1992-97 Arizona 2001-03 Miami Graduate Assistant 1965 | Ara Parseghian Northwestern 1956-63 Notre Dame 1964-74 Miami Player 1946-47 Miami Assistant Coach 1950 Miami Head Coach 1951-55 | Richard (Doc) Urich Buffalo 1966-68 Northern Illinois 1969-70 Miami Player 1947-50 Miami Assistant Coach 1951-55 |
| Dick Crum North Carolina 1978-87 Kent State 1988-90 Miami Assistant Coach 1969-73 Miami Head Coach 1974-77 | Bill Mallory Colorado 1974-78 Northern Illinois 1980-83 Indiana 1984-1996 Miami Player 1954-56 Miami Head Coach 1969-73 | John Pont Yale 1963-64 Indiana 1965-72 Northwestern 1973-77 Mount St. Joseph 1990-92 Miami Player 1949-51 Miami Assistant Coach 1953-55 Miami Head Coach 1956-62 | Randy Walker Northwestern 1999- Miami Player 1973-75 Miami Assistant Coach 1977-78 Miami Coach 1990-98 |
| Paul Dietzel LSU 1955-62 Army 1962-65 South Carolina 1966-74 Miami Player 1946-47 | Jim Root New Hampshire 1968-71 William & Mary 1972-79 Miami Player 1950-52 | Jim Young Arizona 1973-76 Purdue 1977-81 Army 1983-90 Miami Assistant Coach 1964-68 | Ron Zook Florida 2002- Miami Player 1972-75 |

Gillman Rocked the Cradle

Although legendary coaches like Earl Blaik, Paul Brown and Weeb Ewbank had roots at Miami as players, Sid Gillman is widely recognized as the coach who got the Cradle of Coaches rocking.

Gillman, who was head coach from 1944-47, began a football dynasty in Oxford by directing his Miami teams to a 31-6-1 record, a winning percentage of .829. His 1947 Redskin squad rolled to a 9-0-1 record, including a Sun Bowl victory over Texas Tech in Miami’s first-ever bowl game.

But Gillman’s tenure was marked by more than just an impressive record. His passion for football and his enthusiasm for teaching the game led to an incredible coaching legacy at Miami. Among the players Gillman recruited to Oxford were Bill Arnsparger, Paul Dietzel, Ara Parseghian, John Pont and Bo Schembechler, all of whom were influenced by Gillman’s passion for the game and went on to coaching greatness themselves. Parseghian, Pont and Schembechler began their head coaching careers at Miami, serving back-to-back-to-back coaching stints from 1951-68. All three went on to earn National Coach of the Year honors—Parseghian at Notre Dame, Pont at Indiana and Schembechler at Michigan. Dietzel was also a National Coach of the Year at LSU.

After spending one year as an assistant at West Point, Gillman returned to southwestern Ohio and was named head coach at Cincinnati where he led the Bearcats to a 50-13-1 record and three MAC championships in six seasons. He then enjoyed a distinguished 18-year career in the National Football League, posting a 122-99-7 record with the Los Angeles Rams (1955-60), San Diego Chargers (1961-71) and Houston Oilers (1973-74). His teams won five divisional titles and one AFL crown.

Gillman, who went on to work in the front office with the Dallas Cowboys, Oakland Raiders and Chicago Bears, was inducted into the Pro Football Hall of Fame in 1983 and the Miami Athletic Hall of Fame in 1991.

Media Services

Terry Hooppner Interview Opportunities

MAC Teleconference

The 14 MAC coaches are featured on a weekly teleconference each Monday, starting at 9:30 a.m. (ET) during the regular season, beginning Aug. 25. Coach Hooppner speaks for eight minutes starting at 11:10 a.m. To access the teleconference, dial (913) 981-5509.

Tuesday Press Conference

Each Tuesday at 11 a.m. in the main football office, formerly the Cradle of Coaches Room, at Yager Stadium, Coach Hooppner meets with the media. His press conferences are weekly, beginning August 26 through the end of the season. Audio of the Tuesday press conference is available on www.MURedHawks.com. A login and password are necessary to listen to the replay. Contact Director of Media Relations Mike Harris for more details.

Post-Practice

Coach Hooppner and the entire coaching staff are available Tuesday and Wednesday for one-on-one interviews immediately following practice.

By Appointment

Coach Hooppner and his entire coaching staff are available each weekday for one-on-one interviews. Contact Director of Media Relations Mike Harris to schedule an interview with any of the coaches.

Miami Player Interview Opportunities

Post-Practice

Player interviews can be conducted Monday through Wednesday. In-person interviews are generally done after practice on Tuesday or Wednesday (no practices on Monday), while phone interviews are done after practices on Monday through Wednesday. Please contact Mike Harris or Vince Frieden at least a day ahead of time to schedule a player interview. Home phone numbers of players are not available.

By Appointment

Player interviews also can be conducted Monday through Wednesday by scheduling an interview through the athletic media relations department. Home phone numbers of players are not available.

TV Interview Footage

Just prior to the Tuesday Press Conference, Coach Hooppner will tape a five to 10 minute TV interview reviewing the previous week's game as well as previewing the upcoming opponent. This footage is available to all TV media. Media interested in receiving the interview will need to provide exchange tape (Beta format) and a FedEx number to receive the interview. Contact Mike Harris for more details.

WHO TO CONTACT

ATHLETIC MEDIA RELATIONS OFFICE
(513) 529-4327

Assistant A.D. for External Affairs/
Director of Media Relations
Mike Harris — harrismr@muohio.edu

Assistant Director/Publications
Assistant Football Contact
Vince Frieden — friedevt@muohio.edu

ELECTRONIC MEDIA
(513) 529-7288

Director of Broadcasting
Steve Baker — bakersm@muohio.edu

INDIANA STATE INFORMATION

Football Contact: Ace Hunt
Office Phone: (812) 237-4159
Home Phone: (812) 877-9531
SID Fax: (812) 237-4157
Press Box Phone: (812) 237-7656
Email: athahunt@isugw.indstate.edu
Web Site: www.indstate.edu/athletic

ON THE INTERNET



Information on Miami football is available at www.MURedHawks.com. From MURedHawks.com, you can find all pertinent information regarding the team, including schedules, results, rosters, bios statistics and game notes. The Miami Gameday Central section, updated daily, has all of the relevant info for the upcoming games. Audio and video replays of Coach Hooppner's weekly teleconference, press conference and TV interviews are available from the site as well. Contact Director of Media Relations Mike Harris for login and passwords that will enable you to retrieve the interviews.

Media interested in receiving Miami's weekly football press release via email should contact Mike Harris to request the service.

INDIANA STATE WEEK

| Monday | 23 | Tuesday | 24 | Wednesday | 25 | Thursday | 26 | Friday | 27 | Saturday | 28 | Sunday | 29 |
|---|----|---|----|---|----|---|----|----------------------------------|----|---|----|----------------------------------|----|
| MAC Teleconference Hooppner - 11:10 a 913-981-5509 | | Weekly Press Conference 11:00a CradleRoom Yager Stadium | | Practice 3:30-5:30p Yager Stadium | | Closed Practice No Interviews | | Closed Practice No Interviews | | vs. Indiana State Oxford, OH 7 p EDT | | Closed Practice No Interviews | |
| Practice 3:30-5:30 p.m. | | Practice 3:30-5:30 p.m. | | Coach/Player Interviews approx. 5:30 p Yager Stadium | | HawkTawk Radio Coaches Show 7:00-8:00 p Texas Roadhouse, Hamilton, Ohio | | | | Postgame Coach Hooppner is available in interview room | | | |
| Coach/Player Interviews Available by appointment | | Coach/Player Interviews Available by appointment | | | | | | | | Requested players are available in interview room | | | |

2003 Miami University Football
MIAMI Overall Individual Statistics (as of Aug 24, 2004)
All games

| RUSHING | GP-GS | Att | Gain | Loss | Net | Avg | TD | Long | Avg/G |
|-----------------|-------|-----|------|------|------|------|----|------|-------|
| MURRAY, Cal | 14-8 | 186 | 1056 | 26 | 1030 | 5.5 | 12 | 47 | 73.6 |
| SMITH, Mike | 13-1 | 175 | 849 | 47 | 802 | 4.6 | 17 | 45 | 61.7 |
| CIBOROWSKI, Ada | 11-0 | 49 | 254 | 20 | 234 | 4.8 | 2 | 25 | 21.3 |
| ROETHLISBERGER | 14-13 | 67 | 285 | 174 | 111 | 1.7 | 3 | 34 | 7.9 |
| MURRAY, Jimmy | 1-0 | 7 | 37 | 0 | 37 | 5.3 | 0 | 17 | 37.0 |
| CLEMENS, Luke | 2-2 | 16 | 33 | 5 | 28 | 1.8 | 0 | 6 | 14.0 |
| ROBINSON, Ryne | 14-3 | 3 | 12 | 0 | 12 | 4.0 | 0 | 5 | 0.9 |
| BETTS, Josh | 9-0 | 4 | 11 | 0 | 11 | 2.8 | 2 | 5 | 1.2 |
| REHAGE, Derek | 14-2 | 1 | 0 | 0 | 0 | 0.0 | 0 | 0 | 0.0 |
| BUSING, Ryan | 14-8 | 1 | 0 | 0 | 0 | 0.0 | 0 | 0 | 0.0 |
| VONDERHEIDE, JD | 11-0 | 1 | 0 | 2 | -2 | -2.0 | 0 | 0 | -0.2 |
| CORBIN, R.J. | 13-5 | 1 | 0 | 6 | -6 | -6.0 | 0 | 0 | -0.5 |
| TEAM | 9-0 | 7 | 0 | 13 | -13 | -1.9 | 0 | 0 | -1.4 |
| Total..... | 14 | 518 | 2537 | 293 | 2244 | 4.3 | 36 | 47 | 160.3 |
| Opponents..... | 14 | 456 | 2041 | 478 | 1563 | 3.4 | 12 | 88 | 111.6 |

| PASSING | GP-GS | Effic | Att-Cmp-Int | Pct | Yds | TD | Lng | Avg/G |
|-----------------|-------|--------|-------------|-------|------|----|-----|-------|
| ROETHLISBERGER | 14-13 | 165.84 | 495-342-10 | 69.1 | 4486 | 37 | 61 | 320.4 |
| BETTS, Josh | 9-0 | 117.76 | 36-19-1 | 52.8 | 263 | 1 | 39 | 29.2 |
| ROBINSON, Ryne | 14-3 | 134.00 | 2-1-0 | 50.0 | 20 | 0 | 20 | 1.4 |
| VONDERHEIDE, JD | 11-0 | 125.20 | 1-1-0 | 100.0 | 3 | 0 | 3 | 0.3 |
| TEAM | 9-0 | 0.00 | 1-0-0 | 0.0 | 0 | 0 | 0 | 0.0 |
| Total..... | 14 | 162.10 | 535-363-11 | 67.9 | 4772 | 38 | 61 | 340.9 |
| Opponents..... | 14 | 114.86 | 481-252-21 | 52.4 | 3213 | 22 | 86 | 229.5 |

| RECEIVING | GP-GS | No. | Yds | Avg | TD | Long | Avg/G |
|-----------------|-------|-----|------|------|----|------|-------|
| NANCE, Martin | 14-11 | 90 | 1498 | 16.6 | 11 | 61 | 107.0 |
| LARKIN, Michael | 14-13 | 67 | 832 | 12.4 | 11 | 41 | 59.4 |
| BRANDT, Matt | 14-9 | 35 | 485 | 13.9 | 7 | 28 | 34.6 |
| CORBIN, R.J. | 13-5 | 35 | 357 | 10.2 | 2 | 33 | 27.5 |
| ROBINSON, Ryne | 14-3 | 28 | 468 | 16.7 | 2 | 53 | 33.4 |
| BUSING, Ryan | 14-8 | 28 | 386 | 13.8 | 1 | 35 | 27.6 |
| MURRAY, Cal | 14-8 | 26 | 273 | 10.5 | 2 | 55 | 19.5 |
| SMITH, Mike | 13-1 | 19 | 125 | 6.6 | 1 | 37 | 9.6 |
| TYLER, Dan | 14-2 | 15 | 158 | 10.5 | 1 | 22 | 11.3 |
| KIRKPATRICK, K. | 2-1 | 5 | 64 | 12.8 | 0 | 16 | 32.0 |
| WILLIAMS, Josh | 11-0 | 4 | 38 | 9.5 | 0 | 14 | 3.5 |
| BLACKMON, C. | 7-0 | 3 | 36 | 12.0 | 0 | 17 | 5.1 |
| CLEMENS, Luke | 2-2 | 3 | 10 | 3.3 | 0 | 7 | 5.0 |
| COOPER, Jamie | 4-0 | 2 | 2 | 1.0 | 0 | 3 | 0.5 |
| PAIGE, Darren | 5-0 | 1 | 16 | 16.0 | 0 | 16 | 3.2 |
| CIBOROWSKI, Ada | 11-0 | 1 | 15 | 15.0 | 0 | 15 | 1.4 |
| VOGEL, Tyler | 12-0 | 1 | 9 | 9.0 | 0 | 9 | 0.8 |
| Total..... | 14 | 363 | 4772 | 13.1 | 38 | 61 | 340.9 |
| Opponents..... | 14 | 252 | 3213 | 12.8 | 22 | 86 | 229.5 |

| PUNT RETURNS | No. | Yds | Avg | TD | Long |
|-----------------|-----|-----|------|----|------|
| ROBINSON, Ryne | 38 | 654 | 17.2 | 3 | 86 |
| CARD, Joey | 1 | 1 | 1.0 | 0 | 1 |
| CIBOROWSKI, Ada | 1 | 7 | 7.0 | 0 | 0 |
| BUSING, John | 1 | 6 | 6.0 | 0 | 6 |
| Total..... | 41 | 668 | 16.3 | 3 | 86 |
| Opponents..... | 25 | 187 | 7.5 | 0 | 35 |

| INTERCEPTIONS | No. | Yds | Avg | TD | Long |
|-----------------|-----|-----|------|----|------|
| BUSING, John | 5 | 93 | 18.6 | 2 | 65 |
| NANDE, Terna | 4 | 114 | 28.5 | 1 | 43 |
| HUNTER, Darrell | 4 | 95 | 23.8 | 1 | 64 |
| PUSATERI, Matt | 3 | 35 | 11.7 | 1 | 35 |
| REDD, Ryan | 2 | 0 | 0.0 | 0 | 0 |
| SPRAGUE, Ryan | 1 | 0 | 0.0 | 0 | 0 |
| REHAGE, Derek | 1 | 44 | 44.0 | 0 | 44 |
| GLAVIN, John | 1 | 1 | 1.0 | 0 | 1 |
| Total..... | 21 | 407 | 19.4 | 5 | 65 |
| Opponents..... | 11 | 120 | 10.9 | 0 | 56 |

| KICK RETURNS | No. | Yds | Avg | TD | Long |
|-----------------|-----|------|------|----|------|
| HUNTER, Darrell | 12 | 198 | 16.5 | 0 | 38 |
| SMITH, Mike | 6 | 87 | 14.5 | 0 | 31 |
| HODGE, Alphonso | 6 | 103 | 17.2 | 0 | 29 |
| REDD, Ryan | 2 | 33 | 16.5 | 0 | 23 |
| BUSING, John | 1 | 3 | 3.0 | 0 | 3 |
| LARKIN, Michael | 1 | -3 | -3.0 | 0 | 0 |
| KIRKPATRICK, K. | 1 | 31 | 31.0 | 0 | 31 |
| Total..... | 29 | 452 | 15.6 | 0 | 38 |
| Opponents..... | 83 | 1449 | 17.5 | 0 | 52 |

| FUMBLE RETURNS | No. | Yds | Avg | TD | Long |
|-----------------|-----|-----|------|----|------|
| HODGE, Alphonso | 1 | 9 | 9.0 | 0 | 9 |
| SMITH, Phil | 1 | 13 | 13.0 | 0 | 13 |
| HUNTER, Darrell | 1 | 22 | 22.0 | 0 | 22 |
| Total..... | 3 | 44 | 14.7 | 0 | 22 |
| Opponents..... | 0 | 0 | 0.0 | 1 | 0 |

2003 Miami University Football
MIAMI Overall Individual Statistics (as of Aug 24, 2004)
All games

|----- PATs -----|

| SCORING | TD | FGs | Kick | Rush | Rcv | Pass | DXP | Saf | Points |
|-----------------|----|-------|-------|------|-----|------|-----|-----|--------|
| SMITH, Mike | 18 | 0-0 | 0-0 | 0-0 | 0 | 0-0 | 0 | 0 | 108 |
| MURRAY, Cal | 14 | 0-0 | 0-0 | 0-0 | 0 | 0-0 | 0 | 0 | 84 |
| PARSEGHIAN, J. | 0 | 6-9 | 61-62 | 0-0 | 0 | 0-0 | 0 | 0 | 79 |
| NANCE, Martin | 11 | 0-0 | 0-0 | 0-0 | 0 | 0-0 | 0 | 0 | 66 |
| LARKIN, Michael | 11 | 0-0 | 0-0 | 0-0 | 0 | 0-0 | 0 | 0 | 66 |
| BRANDT, Matt | 7 | 0-0 | 0-0 | 0-0 | 0 | 0-0 | 0 | 0 | 42 |
| SODERQUIST, T | 0 | 4-6 | 19-20 | 0-0 | 0 | 0-0 | 0 | 0 | 31 |
| ROBINSON, Ryne | 5 | 0-0 | 0-0 | 0-0 | 0 | 0-0 | 0 | 0 | 30 |
| ROETHLISBERGER | 3 | 0-0 | 0-0 | 0-0 | 0 | 0-0 | 0 | 0 | 18 |
| BETTS, Josh | 2 | 0-0 | 0-0 | 0-0 | 0 | 0-0 | 0 | 0 | 12 |
| CIBOROWSKI, Ada | 2 | 0-0 | 0-0 | 0-0 | 0 | 0-0 | 0 | 0 | 12 |
| CORBIN, R.J. | 2 | 0-0 | 0-0 | 0-0 | 0 | 0-0 | 0 | 0 | 12 |
| BUSING, John | 2 | 0-0 | 0-0 | 0-0 | 0 | 0-0 | 0 | 0 | 12 |
| BUSING, Ryan | 1 | 0-0 | 0-0 | 0-0 | 0 | 0-0 | 0 | 0 | 6 |
| NANDE, Terna | 1 | 0-0 | 0-0 | 0-0 | 0 | 0-0 | 0 | 0 | 6 |
| TYLER, Dan | 1 | 0-0 | 0-0 | 0-0 | 0 | 0-0 | 0 | 0 | 6 |
| PUSATERI, Matt | 1 | 0-0 | 0-0 | 0-0 | 0 | 0-0 | 0 | 0 | 6 |
| HUNTER, Darrell | 1 | 0-0 | 0-0 | 0-0 | 0 | 0-0 | 0 | 0 | 6 |
| CARD, Joey | 0 | 0-0 | 0-0 | 0-0 | 0 | 0-0 | 0 | 0 | 0 |
| Total..... | 82 | 10-15 | 80-82 | 0-0 | 0 | 0-0 | 0 | 0 | 602 |
| Opponents..... | 35 | 10-14 | 32-33 | 0-1 | 0 | 0-1 | 0 | 0 | 272 |

| TOTAL OFFENSE | G | Plays | Rush | Pass | Total | Avg/G |
|-----------------|----|-------|------|------|-------|-------|
| ROETHLISBERGER | 14 | 562 | 111 | 4486 | 4597 | 328.4 |
| MURRAY, Cal | 14 | 186 | 1030 | 0 | 1030 | 73.6 |
| SMITH, Mike | 13 | 175 | 802 | 0 | 802 | 61.7 |
| BETTS, Josh | 9 | 40 | 11 | 263 | 274 | 30.4 |
| CIBOROWSKI, Ada | 11 | 49 | 234 | 0 | 234 | 21.3 |
| MURRAY, Jimmy | 1 | 7 | 37 | 0 | 37 | 37.0 |
| ROBINSON, Ryne | 14 | 5 | 12 | 20 | 32 | 2.3 |
| CLEMENS, Luke | 2 | 16 | 28 | 0 | 28 | 14.0 |
| VONDERHEIDE, JD | 11 | 2 | -2 | 3 | 1 | 0.1 |
| CORBIN, R.J. | 13 | 1 | -6 | 0 | -6 | -0.5 |
| TEAM | 9 | 8 | -13 | 0 | -13 | -1.4 |
| Total..... | 14 | 1053 | 2244 | 4772 | 7016 | 501.1 |
| Opponents..... | 14 | 937 | 1563 | 3213 | 4776 | 341.1 |

| FIELD GOALS | FGM-FGA | Pct | 01-19 | 20-29 | 30-39 | 40-49 | 50-99 | Lg | Blk |
|----------------|---------|------|-------|-------|-------|-------|-------|----|-----|
| PARSEGHIAN, J. | 6-9 | 66.7 | 1-1 | 5-6 | 0-1 | 0-1 | 0-0 | 29 | 0 |
| SODERQUIST, T | 4-6 | 66.7 | 0-0 | 3-4 | 1-2 | 0-0 | 0-0 | 31 | 2 |

| FG SEQUENCE | MIAMI | OPPONENTS |
|----------------|-----------|-----------|
| Iowa Hawkeyes | (21) | - |
| Northwestern | (31),34 | 39 |
| Colorado State | (27),(21) | - |
| Cincinnati | 23 | (40) |
| Akron | 36,(19) | (36),(36) |
| Buffalo | (22),41 | (24) |
| Ball State | - | 44,(27) |
| Kent State | (29) | (38) |
| Bowling Green | (26),(20) | 22,(27) |
| MARSHALL | (21) | - |
| Ohio | - | (28) |
| UCF | - | - |
| Bowling Green | 27 | (42),(29) |
| Louisville | - | 31 |

| PUNTING | No. | Yds | Avg | Long | TB | FC | I20 | Blkd |
|----------------|-----|------|------|------|----|----|-----|------|
| WAFZIG, Mike | 32 | 1316 | 41.1 | 62 | 4 | 2 | 7 | 1 |
| ROETHLISBERGER | 12 | 454 | 37.8 | 46 | 3 | 0 | 7 | 1 |
| TEAM | 2 | 0 | 0.0 | 0 | 0 | 0 | 0 | 0 |
| Total..... | 46 | 1770 | 38.5 | 62 | 7 | 2 | 14 | 2 |
| Opponents..... | 80 | 3218 | 40.2 | 68 | 2 | 8 | 17 | 2 |

| KICKOFFS | No. | Yds | Avg | TB | OB |
|----------------|-----|------|------|----|----|
| SODERQUIST, T | 106 | 6080 | 57.4 | 21 | 6 |
| Total..... | 106 | 6080 | 57.4 | 21 | 6 |
| Opponents..... | 57 | 2849 | 50.0 | 12 | 5 |

Numbers in (parentheses) indicate field goal was made.

2003 Miami University Football
 MIAMI Overall Individual Statistics (as of Aug 24, 2004)
 All games

| ALL PURPOSE | G | Rush | Rec | PR | KOR | IR | Tot | Avg/G |
|-----------------|----|------|------|-----|------|-----|------|-------|
| NANCE, Martin | 14 | 0 | 1498 | 0 | 0 | 0 | 1498 | 107.0 |
| MURRAY, Cal | 14 | 1030 | 273 | 0 | 0 | 0 | 1303 | 93.1 |
| ROBINSON, Ryne | 14 | 12 | 468 | 654 | 0 | 25 | 1159 | 82.8 |
| SMITH, Mike | 13 | 802 | 125 | 0 | 87 | 0 | 1014 | 78.0 |
| LARKIN, Michael | 14 | 0 | 832 | 0 | -3 | 0 | 829 | 59.2 |
| BRANDT, Matt | 14 | 0 | 485 | 0 | 0 | 0 | 485 | 34.6 |
| BUSING, Ryan | 14 | 0 | 386 | 0 | 0 | 0 | 386 | 27.6 |
| CORBIN, R.J. | 13 | -6 | 357 | 0 | 0 | 0 | 351 | 27.0 |
| HUNTER, Darrell | 14 | 0 | 0 | 0 | 198 | 95 | 293 | 20.9 |
| CIBOROWSKI, Ada | 11 | 234 | 15 | 7 | 0 | 0 | 256 | 23.3 |
| TYLER, Dan | 14 | 0 | 158 | 0 | 0 | 0 | 158 | 11.3 |
| NANDE, Terna | 14 | 0 | 0 | 0 | 0 | 114 | 114 | 8.1 |
| ROETHLISBERGER | 14 | 111 | 0 | 0 | 0 | 0 | 111 | 7.9 |
| HODGE, Alphonso | 14 | 0 | 0 | 0 | 103 | 0 | 103 | 7.4 |
| BUSING, John | 14 | 0 | 0 | 6 | 3 | 93 | 102 | 7.3 |
| KIRKPATRICK, K. | 2 | 0 | 64 | 0 | 31 | 0 | 95 | 47.5 |
| REHAGE, Derek | 14 | 0 | 0 | 0 | 0 | 44 | 44 | 3.1 |
| CLEMENS, Luke | 2 | 28 | 10 | 0 | 0 | 0 | 38 | 19.0 |
| WILLIAMS, Josh | 11 | 0 | 38 | 0 | 0 | 0 | 38 | 3.5 |
| MURRAY, Jimmy | 1 | 37 | 0 | 0 | 0 | 0 | 37 | 37.0 |
| BLACKMON, C. | 7 | 0 | 36 | 0 | 0 | 0 | 36 | 5.1 |
| PUSATERI, Matt | 14 | 0 | 0 | 0 | 0 | 35 | 35 | 2.5 |
| REDD, Ryan | 14 | 0 | 0 | 0 | 33 | 0 | 33 | 2.4 |
| PAIGE, Darren | 5 | 0 | 16 | 0 | 0 | 0 | 16 | 3.2 |
| BETTS, Josh | 9 | 11 | 0 | 0 | 0 | 0 | 11 | 1.2 |
| VOGEL, Tyler | 12 | 0 | 9 | 0 | 0 | 0 | 9 | 0.8 |
| COOPER, Jamie | 4 | 0 | 2 | 0 | 0 | 0 | 2 | 0.5 |
| CARD, Joey | 14 | 0 | 0 | 1 | 0 | 0 | 1 | 0.1 |
| GLAVIN, John | 14 | 0 | 0 | 0 | 0 | 1 | 1 | 0.1 |
| VONDERHEIDE, JD | 11 | -2 | 0 | 0 | 0 | 0 | -2 | -0.2 |
| TEAM | 9 | -13 | 0 | 0 | 0 | 0 | -13 | -1.4 |
| Total..... | 14 | 2244 | 4772 | 668 | 452 | 407 | 8543 | 610.2 |
| Opponents..... | 14 | 1563 | 3213 | 187 | 1449 | 120 | 6532 | 466.6 |

2003 Miami University Football
 MIAMI Overall Defensive Statistics (as of Aug 24, 2004)
 All games

| DEFENSIVE LEADERS | -----Tackles----- | | | | -Sacks- | | ---Pass Def--- | | | -Fumbles- | | Blkd | |
|--------------------|-------------------|------|-----|-------|---------|--------|----------------|------|-----|-----------|----|------|-----|
| | GP | Solo | Ast | Total | TFL/Yds | No-Yds | Int-Yds | BrUp | QBH | Rcv-Yds | FF | Kick | Saf |
| 19 PUSATERI, Matt | 14 | 89 | 52 | 141 | 2.5-7 | . | 3-35 | 12 | 3 | . | 3 | . | . |
| 3 JONES, Terrell | 13 | 71 | 44 | 115 | 7.5-17 | 3.5-11 | . | 3 | 9 | 1-0 | . | . | . |
| 32 NANDE, Terna | 14 | 68 | 41 | 109 | 20.0-70 | 5.5-33 | 4-114 | 3 | 6 | 2-0 | 1 | . | . |
| 12 BUSING, John | 14 | 64 | 37 | 101 | 13.5-49 | 1.0-9 | 5-93 | 8 | 5 | 1-0 | 2 | . | . |
| 36 BURKE, Steve | 14 | 51 | 49 | 100 | 1.5-1 | . | . | 10 | 1 | . | 1 | . | . |
| 50 SMITH, Phil | 14 | 51 | 23 | 74 | 23.0-93 | 9.5-63 | . | 6 | 9 | 3-13 | 2 | 1 | . |
| 38 REHAGE, Derek | 14 | 39 | 18 | 57 | 6.0-48 | 3.0-33 | 1-44 | 1 | 3 | . | . | . | . |
| 65 GLAVIN, John | 14 | 29 | 26 | 55 | 11.0-43 | 2.5-16 | 1-1 | . | 8 | . | . | . | . |
| 49 STANLEY, Will | 14 | 31 | 17 | 48 | 10.5-54 | 8.0-49 | . | 2 | 10 | . | 3 | . | . |
| 9 HODGE, Alphonso | 14 | 27 | 20 | 47 | 1.0-3 | 1.0-3 | . | 9 | 3 | 3-9 | . | . | . |
| 28 HUNTER, Darrell | 14 | 30 | 13 | 43 | . | . | 4-95 | 10 | 1 | 1-22 | . | . | . |
| 21 REDD, Ryan | 14 | 31 | 10 | 41 | 2.5-1 | . | 2-0 | 5 | 1 | . | . | . | . |
| 91 BURT, Larry | 14 | 23 | 12 | 35 | 5.0-9 | 1.0-4 | . | . | 3 | 1-0 | . | . | . |
| 52 RUEFF, Will | 14 | 16 | 14 | 30 | 3.0-15 | 1.0-6 | . | . | 2 | 2-0 | 2 | . | . |
| 23 CARD, Joey | 14 | 22 | 7 | 29 | 1.0-2 | . | . | 2 | . | . | 1 | . | . |
| 37 WRIGHT, Dontae | 13 | 16 | 13 | 29 | . | . | . | . | 1 | . | . | . | . |
| 22 SPRAGUE, Ryan | 13 | 19 | 7 | 26 | 3.0-9 | . | 1-0 | 2 | . | 2-0 | . | . | . |
| 44 RICH, Jarrod | 13 | 14 | 10 | 24 | . | . | . | . | 2 | . | . | . | . |
| 46 HUTZELMAN, D. | 10 | 11 | 9 | 20 | 1.0-7 | 1.0-7 | . | . | 1 | . | . | . | . |
| 33 GAINES, Jerrid | 13 | 8 | 9 | 17 | . | . | . | 1 | . | 1-0 | . | . | . |
| 31 SCHROEDER, Jeff | 10 | 12 | 2 | 14 | . | . | . | . | . | 1-0 | 1 | 1 | . |
| 5 WIWO, Frank | 10 | 7 | 3 | 10 | . | . | . | 6 | . | . | . | . | . |
| 27 TATE, Marcus | 10 | 6 | 3 | 9 | . | . | . | . | . | . | . | . | . |
| 93 JOHNSON, Marcus | 12 | 6 | 3 | 9 | 1.0-12 | 1.0-12 | . | . | 3 | 1-0 | . | . | . |
| 18 CIBOROWSKI, Ada | 11 | 8 | 1 | 9 | . | . | . | . | . | . | 1 | 1 | . |
| 95 SILLS, TRANAINE | 10 | 9 | . | 9 | 6.0-35 | 6.0-35 | . | . | 3 | . | 1 | . | . |
| 35 SODERQUIST, T | 14 | 6 | 1 | 7 | . | . | . | . | 1 | . | . | . | . |
| 30 TYSON, Bryan | 9 | 6 | . | 6 | . | . | . | . | . | . | 1 | . | . |
| 99 BARZ, Mike | 8 | 4 | 2 | 6 | 2.0-6 | 1.0-5 | . | . | . | . | . | . | . |
| 2 ROBINSON, Ryne | 14 | 4 | . | 4 | . | . | 0-25 | . | . | . | . | . | . |
| 48 LAUTAR, Bill | 4 | 1 | 2 | 3 | . | . | . | . | . | . | . | . | . |
| 87 BRANDT, Matt | 14 | 3 | . | 3 | . | . | . | . | . | . | . | . | . |
| 84 VOGEL, Tyler | 12 | 2 | 1 | 3 | . | . | . | . | . | . | . | . | . |
| 3A 3A | 1 | 2 | . | 2 | . | . | . | . | . | . | . | . | . |
| 6 LARKIN, Michael | 14 | 2 | . | 2 | . | . | . | . | . | . | 1 | . | . |
| 89 TYLER, Dan | 14 | 2 | . | 2 | . | . | . | . | . | . | . | . | . |
| 10 SMITH, Sherman | 2 | 1 | . | 1 | . | . | . | . | . | . | . | . | . |
| 55 BENDER, Lamont | 2 | 1 | . | 1 | . | . | . | . | . | . | . | . | . |
| 15 NANCE, Martin | 14 | 1 | . | 1 | . | . | . | . | . | . | . | . | . |
| 53 SAGEHORN, Scott | 12 | . | 1 | 1 | . | . | . | . | . | . | . | . | . |
| 51 VOGELE, Matt | 2 | . | 1 | 1 | . | . | . | . | . | . | . | . | . |
| 74 BELL, Jacob | 12 | 1 | . | 1 | . | . | . | . | . | . | . | . | . |
| 43 MURRAY, Cal | 14 | 1 | . | 1 | . | . | . | . | . | . | . | . | . |
| 85 DUNN, Andrew | 1 | . | 1 | 1 | . | . | . | . | . | . | . | . | . |
| 83 BLACKMON, C. | 7 | . | 1 | 1 | . | . | . | . | . | . | . | . | . |
| 1 COOPER, Jamie | 4 | 1 | . | 1 | . | . | . | . | . | . | . | . | . |
| 20 MONROE, Van | 2 | . | . | . | . | . | . | 1 | . | . | . | . | . |
| Total..... | 14 | 796 | 453 | 1249 | 121-481 | 36-233 | 21-407 | 81 | 75 | 19-44 | 20 | 3 | . |
| Opponents..... | 14 | 662 | 378 | 1040 | 74-286 | 19-155 | 11-120 | 59 | 13 | 8-0 | 13 | 5 | . |

2003 Miami University Football
MIAMI Combined Team Statistics (as of Aug 24, 2004)
All games

| | | | | |
|----------------------------|-----------------|----------------|----------------|----------------|
| RECORD: | OVERALL | HOME | AWAY | NEUTRAL |
| ALL GAMES..... | (13-1-0) | (5-0-0) | (7-1-0) | (1-0-0) |
| CONFERENCE..... | (8-0-0) | (4-0-0) | (4-0-0) | (0-0-0) |
| NON-CONFERENCE..... | (5-1-0) | (1-0-0) | (3-1-0) | (1-0-0) |

| DATE | OPPONENT | W/L | SCORE | ATTEND |
|---------------|----------------------|-----|-------|--------|
| Aug. 30 | at Iowa Hawkeyes | L | 3-21 | 54128 |
| Sep 13, 2003 | at Northwestern | W | 44-14 | 24215 |
| Sep 20, 2003 | at Colorado State | W | 41-21 | 31610 |
| Sep 27, 2003 | CINCINNATI | W | 42-37 | 27512 |
| *Oct 04, 2003 | AKRON | W | 45-20 | 20157 |
| *Oct 11, 2003 | BUFFALO | W | 59-3 | 23683 |
| *Oct 18, 2003 | at Ball State | W | 49-3 | 18396 |
| *Oct 25, 2003 | at Kent State | W | 38-30 | 10693 |
| *Nov 4, 2003 | #15 BOWLING GREEN | W | 33-10 | 28023 |
| *Nov 12, 2003 | MARSHALL | W | 45-6 | 26286 |
| *Nov 22, 2003 | at Ohio | W | 49-31 | 14327 |
| *Nov 28, 2003 | at UCF | W | 56-21 | 12902 |
| Dec 04, 2003 | at #20 Bowling Green | W | 49-27 | 24813 |
| Dec 18, 2003 | vs Louisville | W | 49-28 | 40620 |

* denotes conference game

| RUSHING | GP-GS | Att | Gain | Loss | Net | Avg | TD | Long | Avg/G |
|-----------------|-------|-----|------|------|------|------|----|------|-------|
| MURRAY, Cal | 14-8 | 186 | 1056 | 26 | 1030 | 5.5 | 12 | 47 | 73.6 |
| SMITH, Mike | 13-1 | 175 | 849 | 47 | 802 | 4.6 | 17 | 45 | 61.7 |
| CIBOROWSKI, Ada | 11-0 | 49 | 254 | 20 | 234 | 4.8 | 2 | 25 | 21.3 |
| ROETHLISBERGER | 14-13 | 67 | 285 | 174 | 111 | 1.7 | 3 | 34 | 7.9 |
| MURRAY, Jimmy | 1-0 | 7 | 37 | 0 | 37 | 5.3 | 0 | 17 | 37.0 |
| CLEMENS, Luke | 2-2 | 16 | 33 | 5 | 28 | 1.8 | 0 | 6 | 14.0 |
| ROBINSON, Ryne | 14-3 | 3 | 12 | 0 | 12 | 4.0 | 0 | 5 | 0.9 |
| BETTS, Josh | 9-0 | 4 | 11 | 0 | 11 | 2.8 | 2 | 5 | 1.2 |
| BUSING, Ryan | 14-8 | 1 | 0 | 0 | 0 | 0.0 | 0 | 0 | 0.0 |
| REHAGE, Derek | 14-2 | 1 | 0 | 0 | 0 | 0.0 | 0 | 0 | 0.0 |
| VONDERHEIDE, JD | 11-0 | 1 | 0 | 2 | -2 | -2.0 | 0 | 0 | -0.2 |
| CORBIN, R.J. | 13-5 | 1 | 0 | 6 | -6 | -6.0 | 0 | 0 | -0.5 |
| TEAM | 9-0 | 7 | 0 | 13 | -13 | -1.9 | 0 | 0 | -1.4 |
| Total..... | 14 | 518 | 2537 | 293 | 2244 | 4.3 | 36 | 47 | 160.3 |
| Opponents..... | 14 | 456 | 2041 | 478 | 1563 | 3.4 | 12 | 88 | 111.6 |

| PASSING | GP-GS | Effic | Att-Cmp-Int | Pct | Yds | TD | Lng | Avg/G |
|-----------------|-------|--------|-------------|-------|------|----|-----|-------|
| ROETHLISBERGER | 14-13 | 165.84 | 495-342-10 | 69.1 | 4486 | 37 | 61 | 320.4 |
| BETTS, Josh | 9-0 | 117.76 | 36-19-1 | 52.8 | 263 | 1 | 39 | 29.2 |
| ROBINSON, Ryne | 14-3 | 134.00 | 2-1-0 | 50.0 | 20 | 0 | 20 | 1.4 |
| VONDERHEIDE, JD | 11-0 | 125.20 | 1-1-0 | 100.0 | 3 | 0 | 3 | 0.3 |
| TEAM | 9-0 | 0.00 | 1-0-0 | 0.0 | 0 | 0 | 0 | 0.0 |
| Total..... | 14 | 162.10 | 535-363-11 | 67.9 | 4772 | 38 | 61 | 340.9 |
| Opponents..... | 14 | 114.86 | 481-252-21 | 52.4 | 3213 | 22 | 86 | 229.5 |

| RECEIVING | GP-GS | No. | Yds | Avg | TD | Long | Avg/G |
|-----------------|-------|-----|------|------|----|------|-------|
| NANCE, Martin | 14-11 | 90 | 1498 | 16.6 | 11 | 61 | 107.0 |
| LARKIN, Michael | 14-13 | 67 | 832 | 12.4 | 11 | 41 | 59.4 |
| BRANDT, Matt | 14-9 | 35 | 485 | 13.9 | 7 | 28 | 34.6 |
| CORBIN, R.J. | 13-5 | 35 | 357 | 10.2 | 2 | 33 | 27.5 |
| ROBINSON, Ryne | 14-3 | 28 | 468 | 16.7 | 2 | 53 | 33.4 |
| BUSING, Ryan | 14-8 | 28 | 386 | 13.8 | 1 | 35 | 27.6 |
| MURRAY, Cal | 14-8 | 26 | 273 | 10.5 | 2 | 55 | 19.5 |
| SMITH, Mike | 13-1 | 19 | 125 | 6.6 | 1 | 37 | 9.6 |
| TYLER, Dan | 14-2 | 15 | 158 | 10.5 | 1 | 22 | 11.3 |
| KIRKPATRICK, K. | 2-1 | 5 | 64 | 12.8 | 0 | 16 | 32.0 |
| WILLIAMS, Josh | 11-0 | 4 | 38 | 9.5 | 0 | 14 | 3.5 |
| BLACKMON, C. | 7-0 | 3 | 36 | 12.0 | 0 | 17 | 5.1 |
| CLEMENS, Luke | 2-2 | 3 | 10 | 3.3 | 0 | 7 | 5.0 |
| COOPER, Jamie | 4-0 | 2 | 2 | 1.0 | 0 | 3 | 0.5 |
| PAIGE, Darren | 5-0 | 1 | 16 | 16.0 | 0 | 16 | 3.2 |
| CIBOROWSKI, Ada | 11-0 | 1 | 15 | 15.0 | 0 | 15 | 1.4 |
| VOGEL, Tyler | 12-0 | 1 | 9 | 9.0 | 0 | 9 | 0.8 |
| Total..... | 14 | 363 | 4772 | 13.1 | 38 | 61 | 340.9 |
| Opponents..... | 14 | 252 | 3213 | 12.8 | 22 | 86 | 229.5 |

| FIELD GOALS | FGM-FGA | Pct | 01-19 | 20-29 | 30-39 | 40-49 | 50-99 | Lg | Blk |
|----------------|---------|------|-------|-------|-------|-------|-------|----|-----|
| PARSEGHIAN, J. | 6-9 | 66.7 | 1-1 | 5-6 | 0-1 | 0-1 | 0-0 | 29 | 0 |
| SODERQUIST, T | 4-6 | 66.7 | 0-0 | 3-4 | 1-2 | 0-0 | 0-0 | 31 | 2 |

| SCORING | TD | FGs | Kick | Rush | Rcv | Pass | DXP | Saf | Points |
|-----------------|----|-----|-------|------|-----|------|-----|-----|--------|
| SMITH, Mike | 18 | 0-0 | 0-0 | 0-0 | 0-0 | 0-0 | 0 | 0 | 108 |
| MURRAY, Cal | 14 | 0-0 | 0-0 | 0-0 | 0-0 | 0-0 | 0 | 0 | 84 |
| PARSEGHIAN, J. | 0 | 6-9 | 61-62 | 0-0 | 0-0 | 0-0 | 0 | 0 | 79 |
| LARKIN, Michael | 11 | 0-0 | 0-0 | 0-0 | 0-0 | 0-0 | 0 | 0 | 66 |
| NANCE, Martin | 11 | 0-0 | 0-0 | 0-0 | 0-0 | 0-0 | 0 | 0 | 66 |
| BRANDT, Matt | 7 | 0-0 | 0-0 | 0-0 | 0-0 | 0-0 | 0 | 0 | 42 |
| SODERQUIST, T | 0 | 4-6 | 19-20 | 0-0 | 0-0 | 0-0 | 0 | 0 | 31 |
| ROBINSON, Ryne | 5 | 0-0 | 0-0 | 0-0 | 0-0 | 0-0 | 0 | 0 | 30 |
| ROETHLISBERGER | 3 | 0-0 | 0-0 | 0-0 | 0-0 | 0-0 | 0 | 0 | 18 |
| BUSING, John | 2 | 0-0 | 0-0 | 0-0 | 0-0 | 0-0 | 0 | 0 | 12 |

| TEAM STATISTICS | MIAMI | OPP |
|---------------------------|------------|------------|
| FIRST DOWNS..... | 370 | 237 |
| Rushing..... | 120 | 89 |
| Passing..... | 226 | 126 |
| Penalty..... | 24 | 22 |
| RUSHING YARDAGE..... | 2244 | 1563 |
| Yards gained rushing... | 2537 | 2041 |
| Yards lost rushing.... | 293 | 478 |
| Rushing Attempts..... | 518 | 456 |
| Average Per Rush..... | 4.3 | 3.4 |
| Average Per Game..... | 160.3 | 111.6 |
| TDs Rushing..... | 36 | 12 |
| PASSING YARDAGE..... | 4772 | 3213 |
| Att-Comp-Int..... | 535-363-11 | 481-252-21 |
| Average Per Pass..... | 8.9 | 6.7 |
| Average Per Catch..... | 13.1 | 12.8 |
| Average Per Game..... | 340.9 | 229.5 |
| TDs Passing..... | 38 | 22 |
| TOTAL OFFENSE..... | 7016 | 4776 |
| Total Plays..... | 1053 | 937 |
| Average Per Play..... | 6.7 | 5.1 |
| Average Per Game..... | 501.1 | 341.1 |
| KICK RETURNS: #-YARDS.... | 29-452 | 83-1449 |
| PUNT RETURNS: #-YARDS.... | 41-668 | 25-187 |
| INT RETURNS: #-YARDS.... | 21-407 | 11-120 |
| FUMBLES-LOST..... | 17-8 | 29-18 |
| PENALTIES-YARDS..... | 94-826 | 99-855 |
| PUNTS-AVG..... | 46-38.5 | 80-40.2 |
| TIME OF POSSESSION/GAME.. | 32:49 | 27:11 |
| 3RD-DOWN CONVERSIONS..... | 86/183 | 70/205 |
| 4TH-DOWN CONVERSIONS..... | 17/30 | 20/31 |

| INTERCEPTIONS | No. | Yds | Avg | TD | Long |
|-----------------|-----|-----|------|----|------|
| BUSING, John | 5 | 93 | 18.6 | 2 | 65 |
| HUNTER, Darrell | 4 | 95 | 23.8 | 1 | 64 |
| NANDE, Terna | 4 | 114 | 28.5 | 1 | 43 |
| PUSATERI, Matt | 3 | 35 | 11.7 | 1 | 35 |
| REDD, Ryan | 2 | 0 | 0.0 | 0 | 0 |
| REHAGE, Derek | 1 | 44 | 44.0 | 0 | 44 |
| GLAVIN, John | 1 | 1 | | | |

2003 Miami University Football
 MIAMI Team Game-by-Game Comparison (as of Aug 24, 2004)
 All games

| Opponent | Score | First Downs | ----RUSHING---- | -----PASSING----- | ---TOTAL OFFENSE--- | Return | Penalty | Turn- | | |
|---------------------|---------|-------------|-------------------|-----------------------|---------------------|----------|-----------|-----------|---------|-------|
| | | Downs | Number-Yards | Attempts-Comp-Int | Yards | Plays | Yards | Yards | Yards | Overs |
| ----- | ----- | --/-- | -----/----- | -----/----- | --/-- | --/-- | ---/--- | --/-- | ---/--- | --/-- |
| Iowa Hawkeyes..... | 3-21 | 22/17 | 29-54 / 40-232 | 42-27- 4 / 19-12- 0 | 250/129 | 71/59 | 304/361 | 25/47 | 30/45 | 4/1 |
| Northwestern..... | 44-14 | 25/17 | 38-147 / 27-41 | 41-29- 0 / 44-22- 1 | 368/273 | 79/71 | 515/314 | 89/83 | 83/55 | 0/1 |
| Colorado State..... | 41-21 | 27/14 | 39-206 / 29-39 | 40-29- 0 / 28-17- 1 | 330/349 | 79/57 | 536/388 | 80/148 | 35/45 | 1/2 |
| CINCINNATI..... | 42-37 | 25/15 | 38-98 / 33-152 | 49-31- 3 / 40-17- 1 | 377/226 | 87/73 | 475/378 | 144/153 | 50/39 | 4/5 |
| AKRON..... | 45-20 | 31/19 | 42-184 / 20-47 | 47-31- 0 / 44-23- 3 | 369/258 | 89/64 | 553/305 | 97/70 | 74/51 | 0/3 |
| BUFFALO..... | 59-3 | 27/11 | 38-223 / 41-158 | 31-21- 0 / 23-11- 1 | 264/86 | 69/64 | 487/244 | 257/140 | 43/106 | 1/1 |
| Ball State..... | 49-3 | 25/10 | 40-168 / 31-29 | 35-25- 0 / 30-12- 4 | 235/153 | 75/61 | 403/182 | 207/119 | 71/93 | 1/5 |
| Kent State..... | 38-30 | 36/18 | 47-239 / 24-68 | 44-28- 1 / 38-19- 2 | 409/349 | 91/62 | 648/417 | 94/217 | 131/50 | 1/3 |
| BOWLING GREEN..... | 33-10 | 20/20 | 36-126 / 37-183 | 29-20- 1 / 35-20- 0 | 250/160 | 65/72 | 376/343 | 76/132 | 35/96 | 3/4 |
| MARSHALL..... | 45-6 | 21/11 | 44-212 / 28-126 | 30-18- 0 / 25-14- 2 | 282/113 | 74/53 | 494/239 | 60/79 | 35/21 | 0/5 |
| Ohio..... | 49-31 | 28/21 | 34-123 / 45-87 | 35-22- 1 / 31-14- 0 | 372/247 | 69/76 | 495/334 | 159/108 | 65/48 | 3/0 |
| UCF..... | 56-21 | 30/19 | 29-107 / 28-22 | 44-35- 1 / 48-23- 2 | 450/355 | 73/76 | 557/377 | 120/139 | 57/95 | 1/3 |
| Bowling Green..... | 49-27 | 25/23 | 31-136 / 35-142 | 35-26- 0 / 49-30- 1 | 440/260 | 66/84 | 576/402 | 53/211 | 44/53 | 0/3 |
| Louisville..... | 49-28 | 28/22 | 33-221 / 38-237 | 33-21- 0 / 27-18- 3 | 376/255 | 66/65 | 597/492 | 110/110 | 73/58 | 0/3 |
| Totals..... | 602-272 | 370/237 | 518-2244/456-1563 | 535-363-11/481-252-21 | 4772/3213 | 1053/937 | 7016/4776 | 1571/1756 | 826/855 | 19/39 |

Note: Game totals are displayed in the format TEAM/OPPONENT for each category

| Opponent | 3rd Down | 4th Down | Time of | TOP | Avg | Avg | Avg | Punting |
|---------------------|----------------|---------------|---------------|--------|-------------|-------------|-------------|-------------------|
| | Conversions | Conversions | Possession | Margin | Yds/Rush | Yds/Pass | Yds/Play | Number-Avg |
| ----- | -----/----- | -----/----- | -----/----- | ----- | -----/----- | -----/----- | -----/----- | -----/----- |
| Iowa Hawkeyes..... | 6-14 / 7-13 | 2-2 / 0-0 | 33:34/ 26:26 | 7:08 | 1.9/5.8 | 6.0/6.8 | 4.3/6.1 | 4-40.8 / 5-48.4 |
| Northwestern..... | 12-18 / 7-18 | 0-0 / 1-2 | 31:46/ 28:14 | 3:32 | 3.9/1.5 | 9.0/6.2 | 6.5/4.4 | 4-45.5 / 8-42.1 |
| Colorado State..... | 10-17 / 3-12 | 1-1 / 2-4 | 35:48/ 24:12 | 11:36 | 5.3/1.3 | 8.2/12.5 | 6.8/6.8 | 3-38.7 / 5-41.0 |
| CINCINNATI..... | 7-18 / 4-15 | 2-3 / 2-3 | 33:51/ 26:09 | 7:42 | 2.6/4.6 | 7.7/5.7 | 5.5/5.2 | 5-44.8 / 7-41.6 |
| AKRON..... | 9-16 / 6-14 | 1-1 / 0-0 | 35:31/ 24:29 | 11:02 | 4.4/2.3 | 7.9/5.9 | 6.2/4.8 | 5-39.2 / 5-44.8 |
| BUFFALO..... | 5-11 / 3-16 | 2-2 / 1-2 | 30:11/ 29:49 | 0:22 | 5.9/3.9 | 8.5/3.7 | 7.1/3.8 | 2-44.0 / 10-34.3 |
| Ball State..... | 5-13 / 2-14 | 2-4 / 2-2 | 34:39/ 25:21 | 9:18 | 4.2/0.9 | 6.7/5.1 | 5.4/3.0 | 4-36.8 / 6-36.0 |
| Kent State..... | 7-15 / 7-14 | 2-3 / 1-1 | 37:54/ 22:06 | 15:48 | 5.1/2.8 | 9.3/9.2 | 7.1/6.7 | 3-46.0 / 4-45.2 |
| BOWLING GREEN..... | 2-9 / 4-15 | 2-2 / 3-3 | 30:26/ 29:34 | 0:52 | 3.5/4.9 | 8.6/4.6 | 5.8/4.8 | 3-38.7 / 5-46.8 |
| MARSHALL..... | 7-15 / 4-12 | 1-5 / 1-2 | 35:37/ 24:23 | 11:14 | 4.8/4.5 | 9.4/4.5 | 6.7/4.5 | 2-22.5 / 5-32.8 |
| Ohio..... | 1-8 / 6-18 | 1-2 / 2-2 | 27:52/ 32:08 | -4:16 | 3.6/1.9 | 10.6/8.0 | 7.2/4.4 | 4-42.2 / 9-36.6 |
| UCF..... | 4-8 / 6-18 | 1-4 / 2-4 | 30:34/ 29:26 | 1:08 | 3.7/0.8 | 10.2/7.4 | 7.6/5.0 | 0-0.0 / 4-49.5 |
| Bowling Green..... | 6-11 / 7-15 | 0-1 / 1-4 | 30:57/ 29:03 | 1:54 | 4.4/4.1 | 12.6/5.3 | 8.7/4.8 | 3-22.0 / 3-28.3 |
| Louisville..... | 5-10 / 4-11 | 0-0 / 2-2 | 30:52/ 29:08 | 1:44 | 6.7/6.2 | 11.4/9.4 | 9.0/7.6 | 4-30.0 / 4-42.2 |
| Totals..... | 86-183/ 70-205 | 17-30 / 20-31 | 459:32/380:28 | 79:04 | 4.3/3.4 | 8.9/6.7 | 6.7/5.1 | 46-38.5 / 80-40.2 |

Note: Game totals are displayed in the format TEAM/OPPONENT for each category

2003 Miami University Football
 MIAMI Game Superlatives (as of Aug 24, 2004)
 All games

INDIVIDUAL GAME HIGHS

| | | |
|----------------------|------|---|
| Rushes..... | 20 | SMITH, Mike at Kent State (Oct 25, 2003) |
| Yards Rushing..... | 142 | MURRAY, Cal at Louisville (Dec 18, 2003) |
| TD Rushes..... | 3 | SMITH, Mike at Colorado State (Sep 20, 2003) |
| Long Rush..... | 47 | MURRAY, Cal at Louisville (Dec 18, 2003) |
| Pass attempts..... | 49 | ROETHLISBERGER vs Cincinnati (Sep 27, 2003) |
| Pass completions.... | 31 | ROETHLISBERGER vs Cincinnati (Sep 27, 2003) ROETHLISBERGER vs Akron (Oct 04, 2003) |
| Yards Passing..... | 440 | ROETHLISBERGER at Bowling Green (Dec 04, 2003) |
| TD Passes..... | 5 | ROETHLISBERGER at UCF (Nov 28, 2003) |
| Long Pass..... | 61 | ROETHLISBERGER at Northwestern (Sep 13, 2003) |
| Receptions..... | 10 | NANCE, Martin at Kent State (Oct 25, 2003) NANCE, Martin vs Bowling Green (Nov 4, 2003) |
| Yards Receiving..... | 181 | NANCE, Martin at Kent State (Oct 25, 2003) |
| TD Receptions..... | 3 | NANCE, Martin at Kent State (Oct 25, 2003) |
| Long Reception..... | 61 | NANCE, Martin at Northwestern (Sep 13, 2003) |
| Field Goals..... | 2 | SODERQUIST, T at Colorado State (Sep 20, 2003) PARSEGHIAN, J. vs Bowling Green (Nov 4, 2003) |
| Long Field Goal..... | 31 | SODERQUIST, T at Northwestern (Sep 13, 2003) |
| Punts..... | 4 | WAFZIG, Mike at Northwestern (Sep 13, 2003) WAFZIG, Mike vs Akron (Oct 04, 2003) |
| Punting Avg..... | 50.0 | WAFZIG, Mike at Kent State (Oct 25, 2003) |
| Long Punt..... | 62 | WAFZIG, Mike at Iowa Hawkeyes (Aug. 30) |
| Long Punt Return.... | 86 | ROBINSON, Ryne vs Buffalo (Oct 11, 2003) |
| Long Kickoff Return. | 38 | HUNTER, Darrell vs Cincinnati (Sep 27, 2003) |
| Tackles..... | 17 | PUSATERI, Matt vs Cincinnati (Sep 27, 2003) |
| Sacks..... | 2.0 | SMITH, Phil vs Bowling Green (Nov 4, 2003) SILLS, TRANAINE vs Bowling Green (Nov 4, 2003) STANLEY, Will at UCF (Nov 28, 2003) |
| Tackles For Loss.... | 5.0 | SMITH, Phil at Kent State (Oct 25, 2003) |
| Interceptions..... | 2 | HUNTER, Darrell at Ball State (Oct 18, 2003) |

2003 Miami University Football
MIAMI Game Superlatives (as of Aug 24, 2004)
All games

TEAM GAME HIGHS

| | | |
|----------------------|------|---|
| Rushes..... | 47 | at Kent State (Oct 25, 2003) |
| Yards Rushing..... | 239 | at Kent State (Oct 25, 2003) |
| Yards Per Rush..... | 6.7 | at Louisville (Dec 18, 2003) |
| TD Rushes..... | 4 | vs Cincinnati (Sep 27, 2003) vs Akron (Oct 04, 2003) vs Bowling Green (Nov 4, 2003) |
| Pass attempts..... | 49 | vs Cincinnati (Sep 27, 2003) |
| Pass completions.... | 35 | at UCF (Nov 28, 2003) |
| Yards Passing..... | 450 | at UCF (Nov 28, 2003) |
| Yards Per Pass..... | 12.6 | at Bowling Green (Dec 04, 2003) |
| TD Passes..... | 5 | at UCF (Nov 28, 2003) |
| Total Plays..... | 91 | at Kent State (Oct 25, 2003) |
| Total Offense..... | 648 | at Kent State (Oct 25, 2003) |
| Yards Per Play..... | 9.0 | at Louisville (Dec 18, 2003) |
| Points..... | 59 | vs Buffalo (Oct 11, 2003) |
| Sacks By..... | 5 | vs Bowling Green (Nov 4, 2003) |
| First Downs..... | 36 | at Kent State (Oct 25, 2003) |
| Penalties..... | 13 | at Kent State (Oct 25, 2003) |
| Penalty Yards..... | 131 | at Kent State (Oct 25, 2003) |
| Turnovers..... | 4 | at Iowa Hawkeyes (Aug. 30) vs Cincinnati (Sep 27, 2003) |
| Interceptions By.... | 4 | at Ball State (Oct 18, 2003) |

2003 Miami University Football
 MIAMI Game Superlatives (as of Aug 24, 2004)
 All games

OPPONENT INDIVIDUAL GAME HIGHS

| | | |
|----------------------|------|---|
| Rushes..... | 25 | HALL, Richard, vs Cincinnati (Sep 27, 2003) |
| Yards Rushing..... | 167 | Russell, Fred, at Iowa Hawkeyes (Aug. 30) |
| TD Rushes..... | 2 | CRIBBS, Joshua, at Kent State (Oct 25, 2003) |
| Long Rush..... | 88 | GATES, Lionel, at Louisville (Dec 18, 2003) |
| Pass attempts..... | 49 | HARRIS, Josh, at Bowling Green (Dec 04, 2003) |
| Pass completions.... | 30 | HARRIS, Josh, at Bowling Green (Dec 04, 2003) |
| Yards Passing..... | 349 | CRIBBS, Joshua, at Kent State (Oct 25, 2003) |
| TD Passes..... | 3 | VAN PELT,Bradle, at Colorado State (Sep 20, 2003) |
| Long Pass..... | 86 | VAN PELT,Bradle, at Colorado State (Sep 20, 2003) |
| Receptions..... | 11 | MAGNER, Cole, vs Bowling Green (Nov 4, 2003) |
| Yards Receiving..... | 197 | DOWERY, Darrell, at Kent State (Oct 25, 2003) |
| TD Receptions..... | 3 | RUSSELL, J.R., at Louisville (Dec 18, 2003) |
| Long Reception..... | 86 | ANDERSON,David, at Colorado State (Sep 20, 2003) |
| Field Goals..... | 2 | SWIGER, Jason, vs Akron (Oct 04, 2003) |
| | | SUISHAM, Shaun, at Bowling Green (Dec 04, 2003) |
| Long Field Goal..... | 42 | SUISHAM, Shaun, at Bowling Green (Dec 04, 2003) |
| Punts..... | 9 | MILANO, Dominic, vs Buffalo (Oct 11, 2003) |
| | | DiMARINO, Greg, at Ohio (Nov 22, 2003) |
| Punting Avg..... | 49.5 | PRATER, Matt, at UCF (Nov 28, 2003) |
| Long Punt..... | 68 | PRATER, Matt, at UCF (Nov 28, 2003) |
| Long Punt Return.... | 35 | OWENS, Stafford, at Ohio (Nov 22, 2003) |
| Long Kickoff Return. | 52 | BOSTIC, Larry, at Ball State (Oct 18, 2003) |
| Tackles..... | 16 | SCOTT, Lorenzo, at Ball State (Oct 18, 2003) |
| Sacks..... | 2.0 | Roth, Matt, at Iowa Hawkeyes (Aug. 30) |
| Tackles For Loss.... | 3.5 | COLE, Trent, vs Cincinnati (Sep 27, 2003) |
| Interceptions..... | 2 | Johnson, Jovon, at Iowa Hawkeyes (Aug. 30) |

2003 Miami University Football
MIAMI Game Superlatives (as of Aug 24, 2004)
All games

OPPONENT TEAM GAME HIGHS

| | | |
|----------------------|------|----------------------------------|
| Rushes..... | 45 | at Ohio (Nov 22, 2003) |
| Yards Rushing..... | 237 | at Louisville (Dec 18, 2003) |
| Yards Per Rush..... | 6.2 | at Louisville (Dec 18, 2003) |
| TD Rushes..... | 3 | at Ohio (Nov 22, 2003) |
| Pass attempts..... | 49 | at Bowling Green (Dec 04, 2003) |
| Pass completions.... | 30 | at Bowling Green (Dec 04, 2003) |
| Yards Passing..... | 355 | at UCF (Nov 28, 2003) |
| Yards Per Pass..... | 12.5 | at Colorado State (Sep 20, 2003) |
| TD Passes..... | 3 | at Colorado State (Sep 20, 2003) |
| | | at UCF (Nov 28, 2003) |
| | | at Louisville (Dec 18, 2003) |
| Total Plays..... | 84 | at Bowling Green (Dec 04, 2003) |
| Total Offense..... | 492 | at Louisville (Dec 18, 2003) |
| Yards Per Play..... | 7.6 | at Louisville (Dec 18, 2003) |
| Points..... | 37 | vs Cincinnati (Sep 27, 2003) |
| Sacks By..... | 4 | at Iowa Hawkeyes (Aug. 30) |
| First Downs..... | 23 | at Bowling Green (Dec 04, 2003) |
| Penalties..... | 12 | vs Bowling Green (Nov 4, 2003) |
| Penalty Yards..... | 106 | vs Buffalo (Oct 11, 2003) |
| Turnovers..... | 5 | vs Cincinnati (Sep 27, 2003) |
| | | at Ball State (Oct 18, 2003) |
| | | vs MARSHALL (Nov 12, 2003) |
| Interceptions By.... | 4 | at Iowa Hawkeyes (Aug. 30) |

2003 Miami University Football
MIAMI Games Played (as of Aug 24, 2004)
All games

| ## | Name | GP/GS | IOWA | NU | CSU | UC | AKRON | BUFFALO | BSU | KSU | BGSU | MARSHALL | OHIO | UCF | BGSU | LOU |
|----|-----------------|-------|-------|-------|-------|-------|-------|---------|-------|-------|-------|----------|-------|-----|-------|-------|
| 3A | 3A | 1/- | ... | XXX | ... | ... | ... | ... | ... | ... | ... | ... | ... | ... | ... | ... |
| 97 | ADDINGTON, J. | 1/- | ... | ... | ... | ... | ... | ... | XXX | ... | ... | ... | ... | ... | ... | ... |
| 99 | BARZ, Mike | 8/- | ... | XXX | ... | XXX | XXX | XXX | XXX | ... | ... | XXX | XXX | XXX | ... | ... |
| 74 | BELL, Jacob | 12/11 | START | START | START | START | START | START | ... | START | START | START | START | XXX | START | ... |
| 55 | BENDER, Lamont | 2/- | XXX | ... | ... | ... | ... | XXX | ... | ... | ... | ... | ... | ... | ... | ... |
| 8 | BETTS, Josh | 9/- | ... | XXX | XXX | ... | XXX | XXX | XXX | ... | ... | XXX | XXX | XXX | XXX | ... |
| 83 | BLACKMON, C. | 7/- | ... | XXX | XXX | ... | XXX | XXX | ... | ... | ... | XXX | XXX | XXX | ... | ... |
| 87 | BRANDT, Matt | 14/9 | START | XXX | START | XXX | XXX | START | START | START | START | XXX | START | XXX | START | START |
| 79 | BUNCE, Nate | 12/5 | START | START | START | START | XXX | XXX | ... | START | XXX | XXX | XXX | XXX | XXX | ... |
| 36 | BURKE, Steve | 14/10 | START | START | XXX | START | START | START | START | START | XXX | XXX | START | XXX | START | START |
| 91 | BURT, Larry | 14/9 | START | START | START | START | START | XXX | START | START | XXX | START | XXX | XXX | START | XXX |
| 12 | BUSING, John | 14/13 | START | START | START | START | START | START | START | START | START | START | START | XXX | START | START |
| 13 | BUSING, Ryan | 14/8 | START | XXX | XXX | START | START | START | XXX | XXX | XXX | START | START | XXX | START | START |
| 39 | CAPPER, Andy | 5/- | XXX | XXX | XXX | XXX | ... | XXX | ... | ... | ... | ... | ... | ... | ... | ... |
| 23 | CARD, Joey | 14/- | XXX | XXX | XXX | XXX | XXX | XXX | XXX | XXX | XXX | XXX | XXX | XXX | XXX | XXX |
| 18 | CIBOROWSKI, A. | 1/- | ... | ... | ... | ... | ... | ... | ... | XXX | ... | ... | ... | ... | ... | ... |
| 18 | CIBOROWSKI, Ada | 11/- | ... | XXX | XXX | XXX | XXX | XXX | XXX | ... | XXX | XXX | XXX | XXX | XXX | ... |
| 11 | CLEMENS, Luke | 2/2 | START | START | ... | ... | ... | ... | ... | ... | ... | ... | ... | ... | ... | ... |
| 1 | COOPER, Jamie | 4/- | ... | XXX | ... | ... | ... | XXX | ... | ... | ... | XXX | ... | XXX | ... | ... |
| 82 | CORBIN, R.J. | 13/5 | XXX | START | START | START | START | XXX | XXX | START | XXX | ... | XXX | XXX | XXX | XXX |
| 90 | DAVIS, Justin | 2/- | ... | XXX | ... | ... | ... | ... | ... | ... | XXX | ... | ... | ... | ... | ... |
| 85 | DUNN, Andrew | 1/- | ... | ... | ... | XXX | ... | ... | ... | ... | ... | ... | ... | ... | ... | ... |
| 94 | EYINK, Alan | 2/- | ... | ... | ... | XXX | ... | ... | ... | ... | ... | ... | ... | XXX | ... | ... |
| 77 | FESSELL, Chris | 8/- | ... | XXX | ... | XXX | ... | XXX | ... | XXX | ... | XXX | XXX | XXX | XXX | ... |
| 33 | GAINES, Jerrid | 13/- | XXX | XXX | XXX | XXX | XXX | XXX | XXX | XXX | XXX | XXX | XXX | XXX | XXX | ... |
| 65 | GLAVIN, John | 14/8 | START | START | START | XXX | START | START | XXX | START | XXX | XXX | START | XXX | XXX | START |
| 63 | GRAY, Frank | 1/- | ... | ... | ... | ... | ... | ... | ... | ... | ... | ... | ... | XXX | ... | ... |
| 71 | HERRELL, Ben | 11/9 | START | START | START | START | START | START | ... | ... | START | START | XXX | XXX | START | ... |
| 9 | HODGE, Alphonso | 14/13 | START | START | START | START | START | START | START | START | START | START | START | XXX | START | START |
| 28 | HUNTER, Darrell | 14/13 | START | START | START | START | START | START | START | START | START | START | START | XXX | START | START |
| 46 | HUTZELMAN, D. | 10/- | ... | XXX | XXX | XXX | XXX | XXX | XXX | XXX | XXX | ... | ... | XXX | XXX | ... |
| 93 | JOHNSON, Marcus | 12/- | XXX | XXX | XXX | XXX | XXX | XXX | XXX | XXX | ... | XXX | XXX | XXX | XXX | ... |
| 31 | JONES, Cory | 1/- | ... | ... | ... | ... | XXX | ... | ... | ... | ... | ... | ... | ... | ... | ... |
| 3 | JONES, Terrell | 13/13 | START | START | START | START | START | START | START | START | START | START | START | ... | START | START |
| 88 | KIRKPATRICK, K. | 2/1 | START | XXX | ... | ... | ... | ... | ... | ... | ... | ... | ... | ... | ... | ... |
| 60 | KOSTA, Dan | 10/- | ... | XXX | XXX | ... | XXX | XXX | ... | XXX | XXX | XXX | XXX | XXX | XXX | ... |
| 75 | KRACIUM, Mark | 11/6 | XXX | XXX | XXX | XXX | START | START | ... | START | START | START | ... | XXX | START | ... |
| 6 | LARKIN, Michael | 14/13 | START | START | START | START | START | START | START | START | START | START | START | XXX | START | START |
| 48 | LAUTAR, Bill | 4/- | XXX | ... | ... | ... | ... | XXX | ... | ... | XXX | XXX | ... | ... | ... | ... |
| 62 | LONDOT, Todd | 12/11 | START | START | START | START | START | START | ... | START | START | START | START | XXX | START | ... |
| 70 | MEYER, Ryan | 1/- | ... | ... | ... | ... | ... | XXX | ... | ... | ... | ... | ... | ... | ... | ... |
| 20 | MONROE, Van | 2/- | XXX | ... | ... | ... | ... | XXX | ... | ... | ... | ... | ... | ... | ... | ... |
| 43 | MURRAY, Cal | 14/8 | XXX | XXX | XXX | XXX | START | START | START | START | START | START | XXX | XXX | START | START |
| 3A | MURRAY, Jimmy | 1/- | ... | ... | ... | ... | ... | XXX | ... | ... | ... | ... | ... | ... | ... | ... |
| 15 | NANCE, Martin | 14/11 | XXX | START | XXX | START | START | START | START | START | START | START | START | XXX | START | START |
| 32 | NANDE, Terna | 14/12 | START | START | START | START | XXX | START | START | START | START | START | START | XXX | START | START |
| 34 | NANDE, Tersee | 1/- | ... | ... | ... | ... | ... | ... | ... | ... | XXX | ... | ... | ... | ... | ... |

