



2003 MIAMI FOOTBALL

2003 OPPONENTS



SECTION CONTENTS

2003 Opponent Information, 74-85

All-Time Scores vs. 2003

Opponents, 86-88

Miami Travel Plans, 88

GAME 1 IOWA

August 30 • Kinnick Stadium
Iowa City, IA • Noon (ESPN2)

HEAD COACH
Kirk Ferentz



OFFENSIVE LINEMAN
Robert Gallery



GENERAL INFORMATION

Location: Iowa City, IA
 Address: **Room 157, 1 Elliot Drive**, Iowa City, IA 52242
 Founded: 1847
 Enrollment: 28,311
 President: Dr. David Skorton
 Athletics Director: Robert Bowsby
 Nickname: Hawkeyes
 Colors: Old Gold and Black
 Conference: Big Ten
 Stadium: Kinnick Stadium (70,397)
 Playing Surface: Natural Grass

TEAM INFORMATION

2002 Record: 11-2
 2002 Conference Record/Finish: 8-0/t-1st
 Letterwinners Returning/Lost: 39/24
 Starters Returning/Lost: 13/11
 Basic Offense: Multiple
 Basic Defense: 4-3

HEAD COACH

Head Coach: Kirk Ferentz (Connecticut '78)
 Office Phone: Contact SID
 Best time to call: Mon. thru Thurs., 11:30 a.m. - 1 p.m. CT
 Record at Iowa: 22-26 (4 seasons)
 Career Record: 34-47 (7 seasons)

ASSISTANT COACHES

Defensive Coord./Linebackers Norm Parker (E. Michigan '65)
 Offensive Coord./Quarterbacks Ken O'Keefe (John Carroll '75)
 Defensive Backs Phil Parker (Michigan State '86)
 Defensive Line Ron Aiken (North Carolina A&T '77)
 Offensive Line Reese Morgan (Wartburg '71)
 Outside Linebackers and Special Teams Darrell Wilson (Connecticut '81)
 Receivers and Special Teams Lester Erb (Bucknell '91)
 Running Backs Carl Jackson (Prairie View A&M '63)
 Tight Ends/Recruiting Coord. Eric Johnson (Vanderbilt '95)

TOP RETURNERS

Rushers	Att.	Yds.	Avg.	TD
Fred Russell	220	1,264	5.7	9
Jermelle Lewis	123	709	5.8	8

Passers	Att.	Cmp.	Pct.	Yds.	TD	Int
Nathan Chandler	20	12	60.0	161	1	0

Receivers	Rec.	Yds.	Avg.	TD
Maurice Brown	48	966	20.1	11
Ed Hinkel	22	218	9.9	1

Tacklers	UT	AT	TT
Bob Sanders	68	34	102
Kevin Worthy	40	44	84

SERIES INFORMATION

Series Record: Iowa leads 2-0
 At Oxford: Iowa leads 1-0
 At Iowa City: Iowa leads 1-0
 Most Miami points: 24 (24-29) in 2002
 Most Iowa points: 44 (44-19) in 2002
 Combined points: 63 (Iowa, 44-19) in 2001
 Biggest Miami win: —
 Biggest Iowa win: 25 (44-19) in 2001
 Current streak: Iowa—2
 Hoepfner vs. Iowa: 0-2

MEDIA INFORMATION

Football Contact: Phil Haddy
 Office Phone: (319) 335-9411
 Home Phone: (319) 351-3012
 SID Fax: (319) 335-9417
 Press Box Phone: (319) 335-9466
 Email Address: philip-haddy@hawkeyesports.com
 Web Site: www.hawkeyesports.com

2002 RESULTS (11-2, 8-0 BIG TEN)

Aug. 31	AKRON	W	57-21
Sept. 7	at Miami	W	29-24
Sept. 14	IOWA STATE	L	31-36
Sept. 21	UTAH STATE	W	48-7
Sept. 28	at Penn State	W (OT)	42-35
Oct. 5	PURDUE	W	31-28
Oct. 12	MICHIGAN STATE	W	44-16
Oct. 19	at Indiana	W	24-8
Oct. 26	at Michigan	W	34-9
Nov. 2	WISCONSIN	W	20-3
Nov. 9	NORTHWESTERN	W	62-10
Nov. 16	at Minnesota	W	45-21
Jan. 3	vs. USC (Orange Bowl)	L	17-38

2003 SCHEDULE

Aug. 30	MIAMI	11:05 a.m.
Sept. 6	BUFFALO	11:10 a.m.
Sept. 13	at Iowa State	1:05 p.m.
Sept. 20	ARIZONA STATE	TBA
Sept. 27	at Michigan State	12:05 p.m.
Oct. 4	MICHIGAN	2:35 p.m.
Oct. 18	at Ohio State	2:35 p.m.
Oct. 25	PENN STATE	1:05 p.m.
Nov. 1	ILLINOIS	1:05 p.m.
Nov. 8	at Purdue	1:05 p.m.
Nov. 15	MINNESOTA	1:05 p.m.
Nov. 22	at Wisconsin	1:05 p.m.

Kinnick Stadium
 Capacity: 70,397
 Opened: 1929



GAME 2 NORTHWESTERN

September 13 • Ryan Field
Evanston, IL • Noon

HEAD COACH
Randy Walker



RUNNING BACK
Jason Wright



GENERAL INFORMATION

Location: Evanston, IL
Address: 1501 Central St., Evanston, IL 60208
Founded: 1851
Enrollment: 7,700
President: Henry S. Bienen
Athletics Director: Mark Murphy
Nickname: Wildcats
Colors: Purple and White
Conference: Big Ten
Stadium (Capacity): Ryan Field (47,130)
Playing Surface: Natural Grass

TEAM INFORMATION

2002 Record: 3-9
2002 Conference Record/Finish: 1-7/t-10th
Letterwinners Returning/Lost: 38/15
Starters Returning/Lost: 18/6
Basic Offense: Multiple I
Basic Defense: Multiple 4-3

HEAD COACH

Head Coach: Randy Walker (Miami '76)
Office Phone: (847) 491-7274
Best time to call: Contact SID
Record at Northwestern: 18-28 (4 seasons)
Career Record: 77-63-5 (13 seasons)

ASSISTANT COACHES

Asst. Head Coach/Defensive Backs Jerry Brown (Northwestern '72)
Defensive Coordinator Greg Colby (Illinois '75)
Offensive Coordinator Mike Dunbar (Washington '72)
Wide Receivers Howard Feggins (North Carolina '87)
Linebackers Pat Fitzgerald (Northwestern '96)
Running Backs Jeff Genyk (Bowling Green '82)
Tight Ends/H-backs Jack Glowik (Miami '78)
Offensive Line James Patton (Miami '93)
Defensive Line Jay Peterson (Miami '85)

TOP RETURNERS

Rushers	Att.	Yds.	Avg.	TD
Jason Wright	219	1,281	5.6	12
Noah Herron	66	370	5.5	7

Passers	Att.	Cmp.	Pct.	Yds.	TD	Int
Brett Basanez	325	190	58.5	2,207	7	7

Receivers	Rec.	Yds.	Avg.	TD
Kunle Patrick	49	558	11.4	2
Mark Philmore	31	245	7.9	0

Tacklers	UT	AT	TT
Doug Szymul	47	59	106
John Pickens	63	38	101

SERIES INFORMATION

Series Record: Miami leads 5-1
At Oxford: —
At Evanston: Miami leads 5-1
Most Miami points: 30 (30-28) in 1995
Most Northwestern points: 37 (6-37) in 1963
Combined points: 58 (Miami, 30-28) in 1995
Biggest Miami win: 25 (28-3) in 1999
Biggest Northwestern win: 31 (37-6) in 1963
Current streak: Miami — 4
Hoepfner vs. Northwestern: 1-0

MEDIA INFORMATION


Football Contact: Mike Wolf
Office Phone: (847) 491-7503
Home Phone: (773) 728-1410
SID Fax: (847) 491-8818
Press Box Phone: (847) 491-8835
Email Address: mwolf@northwestern.edu
Web Site: www.NUsports.com

2002 RESULTS (3-9, 1-7 BIG TEN)

Aug. 31	at Air Force	L	3-52
Sept. 7	TCU	L	24-48
Sept. 14	DUKE	W	26-21
Sept. 21	at Navy	W	49-40
Sept. 28	at Michigan State	L	24-39
Oct. 5	OHIO STATE	L	16-27
Oct. 10	at Minnesota	L	42-45
Oct. 19	at Penn State	L	0-49
Oct. 26	PURDUE	L	13-42
Nov. 2	INDIANA	W	41-37
Nov. 9	at Iowa	L	10-62
Nov. 23	ILLINOIS	L	24-31

2003 SCHEDULE

Aug. 30	at Kansas	6 p.m.
Sept. 6	AIR FORCE	Noon
Sept. 13	MIAMI	Noon
Sept. 20	at Duke	2 p.m.
Sept. 27	at Ohio State	TBA
Oct. 4	MINNESOTA	TBA
Oct. 11	at Indiana	TBA
Oct. 25	WISCONSIN	TBA
Nov. 1	at Purdue	TBA
Nov. 8	PENN STATE	TBA
Nov. 15	MICHIGAN	TBA
Nov. 22	at Illinois	TBA



Ryan Field
Capacity: 47,130
Opened: 1926

MIAMI UNIVERSITY

RECORDS

HISTORY

2002 REVIEW

2003 OPPONENTS

PLAYER BIOS

COACHES / STAFF

2002 PREVIEW

MEDIA INFORMATION


GAME 3 COLORADO STATE

September 20 • Hughes Stadium
Fort Collins, CO • TBA

HEAD COACH
Sonny Lubick



QUARTERBACK
Brad Van Pelt



GENERAL INFORMATION

Location: Fort Collins, CO
 Address: Moby Arena, Fort Collins, CO, 80523
 Founded: 1870
 Enrollment: 23,934
 President: Dr. Larry Penley
 Athletics Director: Jeffery Hathaway
 Nickname: Rams
 Colors: Green and Gold
 Conference: Mountain West
 Stadium: Hughes Stadium (30,000)
 Playing Surface: Natural Grass

TEAM INFORMATION

2002 Record: 10-4
 2002 Conference Record/Finish: 6-1/1st
 Letterwinners Returning/Lost: 39/14
 Starters Returning/Lost: 16-8
 Basic Offense: One-back Set
 Basic Defense: 4-3

HEAD COACH

Head Coach: Sonny Lubick (Western Montana '60)
 Office Phone: (970) 491-6131
 Best time to call: Weekdays, 11-11:30 a.m. MT
 Record at Colorado State: 84-37 (9 seasons)
 Career Record: 105-56 (13 seasons)

ASSISTANT COACHES

Co-Off. Coordinator/Offensive Line John Benton (Colorado State '87)
 Running Backs Mick Delaney (Western Montana '64)
 Defensive Line Tom Ehlers (Colorado State '85)
 Tight Ends/Special Teams Darrell Funk (Colorado State '88)
 Co-Off. Coordinator/QBs Dan Hammerschmidt (Colorado State '87)
 Wide Receivers Matt Lubick (Colorado State '95)
 Def. Coordinator/Linebackers Steve Stanard (Nebraska '89)
 Defensive Backs James Ward (Puget Sound '96)
 Defensive Line Jesse Williams (Sonoma State '92)

TOP RETURNERS

Rushers	Att.	Yds.	Avg.	TD
Brad Van Pelt	150	819	5.5	11
Rahsaan Sanders	58	311	5.4	3

Passers	Att.	Cmp.	Pct.	Yds.	TD	Int
Brad Van Pelt	287	150	52.3	2,073	10	7
Justin Holland	60	33	55.5	480	4	5

Receivers	Rec.	Yds.	Avg.	TD
Chris Pittman	60	807	13.4	1
Joel Dreessen	29	340	11.7	2

Tacklers	UT	AT	TT
Eric Pauly	53	68	121
Drew Wood	59	53	112

SERIES INFORMATION

Series Record: First Meeting
 At Oxford:
 At Fort Collins:
 Most Miami points:
 Most Colorado State points:
 Combined points:
 Biggest Miami win:
 Biggest Colorado State win:
 Current streak:

MEDIA INFORMATION

Football Contact: Gary Ozzello
 Office Phone: (970) 491-5067
 Home Phone: (970) 493-5574
 SID Fax: (970) 491-1348
 Press Box Phone: (970) 221-1309
 Email Address: ramsid@lamar.colostate.edu
 Web Site: www.csurams.com

2002 RESULTS (10-4, 6-1 MOUNTAIN WEST)

Aug. 22	at Virginia	W	35-29
Aug. 31	COLORADO	W	19-14
Sept. 7	at UCLA	L	19-30
Sept. 14	LOUISVILLE	W	36-33
Sept. 28	at Nevada	W	32-28
Oct. 4	at Fresno State	L	30-32
Oct. 12	WYOMING	W	44-36
Oct. 19	at Utah	W	28-20
Oct. 24	BRIGHAM YOUNG	W	37-10
Oct. 31	at Air Force	W	31-12
Nov. 16	at San Diego State	W	49-21
Nov. 23	NEW MEXICO STATE	W	22-14
Nov. 30	UNLV	L	33-36
Dec. 31	vs. TCU (Liberty Bowl)	L	3-17

2003 SCHEDULE

Aug. 30	vs. Colorado (INVESCO Field at Mile High)	TBA
Sept. 6	at California	TBA
Sept. 13	WEBER STATE	TBA
Sept. 20	MIAMI	TBA
Sept. 27	Utah	TBA
Oct. 4	FRESNO STATE	TBA
Oct. 9	at Brigham Young	TBA
Oct. 16	AIR FORCE	TBA
Nov. 1	at Wyoming	TBA
Nov. 7	at New Mexico State	TBA
Nov. 15	SAN DIEGO STATE	TBA
Nov. 22	at UNLV	TBA

Hughes Stadium
 Capacity: 30,000
 Opened: 1968



GAME 4 CINCINNATI

September 27 • Yager Stadium
Oxford, OH • 2 p.m.

HEAD COACH
Rick Minter



QUARTERBACK
Gino Guidugli



GENERAL INFORMATION

Location: Cincinnati, OH
 Address: P.O. Box 210021, Cincinnati, OH 45221
 Founded: 1819
 Enrollment: 34,000
 President: Dr. Joseph A. Steger
 Athletics Director: Bob Goin
 Nickname: Bearcats
 Colors: Red and Black
 Conference: Conference USA
 Stadium (Capacity): Nippert Stadium (35,000)
 Playing Surface: Synthetic Grass (Field Turf Pro)

TEAM INFORMATION

2002 Record: 7-7
 2002 Conference Record/Finish: 6-2/1st
 Letterwinners Returning/Lost: 46/21
 Starters Returning/Lost: 10/12
 Basic Offense: Pro Set
 Basic Defense: 4-3

HEAD COACH

Head Coach: Rick Minter (Henderson State '77)
 Office Phone: (513) 556-5986
 Best time to call: Contact SID
 Record at Cincinnati: 48-56-1 (9 seasons)
 Career Record: same

ASSISTANT COACHES

Offensive Coordinator Rusty Burns (Springfield '78)
 Co-Def. Coordinator/Linebackers Mark Criner (Boise State '90)
 Co-Def. Coordinator/Safeties Mike Kolakowski (Ohio Northern '79)
 Asst. Head Coach/Running Backs Phil Dorn (Wittenberg '82)
 Cornerbacks Dino Dawson (Wayne State '91)
 Quarterbacks Jeff Filkovski (Allegheny '91)
 Defensive Line Ted Gill (Idaho State '70)
 Tight Ends/Recruiting Coord. Scott Pethel (Adrian '76)
 Offensive Line Steve Shankweiler (Davidson '74)

TOP RETURNERS

Rushers	Att.	Yds.	Avg.	TD
Richard Hall	59	264	4.5	3
Tedric Harwell	45	165	3.7	0

Passers	Att.	Cmp.	Pct.	Yds.	TD	Int
Gino Guidugli	472	258	54.7	3,543	22	21
George Murray	10	5	50.0	57	0	1

Receivers	Rec.	Yds.	Avg.	TD
George Murray II	26	278	10.7	2
Dennis Hart	10	138	13.8	1

Tacklers	UT	AT	TT
Jamar Enzor	51	40	91
Doug Monaghan	51	37	88

SERIES INFORMATION

Series Record: Miami leads 57-43-7
 At Oxford: Miami leads 12-6-2
 At Cincinnati: Miami leads 43-35-5
 At Neutral Site: Tied 2-2
 Most Miami points: 43 (43-7) in 1971
 Most Cincinnati points: 52 (52-42) in 1999
 Combined points: 94 (UC, 52-42) in 1999
 Biggest Miami win: 41 (41-0) in 1998
 Biggest Cincinnati win: 46 (46-0) in 1904
 Current streak: Miami — 2
 Hoepfner vs. Cincinnati: 2-2

MEDIA INFORMATION

Football Contact: Brian McCann
 Office Phone: (513) 556-5191
 Home Phone: (513) 481-5002
 SID Fax: (513) 556-0619
 Press Box Phone: (513) 556-1010
 Email Address: brian.mccann@uc.edu
 Web Site: www.ucbearcats.com

2002 RESULTS (7-7, 6-2 C-USA)

Sept. 2	TCU	W	36-29
Sept. 14	WEST VIRGINIA	L	32-35
Sept. 21	OHIO STATE	L	19-23
Sept. 28	at Temple	W	35-22
Oct. 5	MIAMI	L	26-31
Oct. 12	at Tulane	L	17-35
Oct. 19	at Southern Mississippi	L	14-23
Oct. 26	MEMPHIS	W	48-10
Nov. 7	at Louisville	W	24-14
Nov. 16	HOUSTON	W	47-14
Nov. 23	at Hawai'i	L	19-20
Nov. 30	UAB	W	31-23
Dec. 6	at East Carolina	W	42-26
Dec. 17	vs. North Texas (New Orleans Bowl)	L	19-24

2003 SCHEDULE

Sept. 1	EAST CAROLINA	Noon
Sept. 13	at West Virginia	Noon
Sept. 20	TEMPLE	7 p.m.
Sept. 27	at Miami	2 p.m.
Oct. 4	SOUTHERN MISSISSIPPI	7 p.m.
Oct. 11	at UAB	TBA
Oct. 25	ARMY	4 p.m.
Nov. 1	at South Florida	7 p.m.
Nov. 8	RHODE ISLAND	2 p.m.
Nov. 15	at TCU	2 p.m.
Nov. 22	at Memphis	1 p.m.
Nov. 29	LOUISVILLE	2 p.m.

Nippert Stadium
 Capacity: 35,000
 Opened: 1926



GAME 5 AKRON

October 4 • Yager Stadium
Oxford, OH • 2 p.m.

HEAD COACH
Lee Owens



QUARTERBACK
Charlie Frye



GENERAL INFORMATION

Location: Akron, OH
 Address: 373 Carroll St., 76 JAR, Akron, OH 44325-5201
 Founded: 1870
 Enrollment: 24,300
 President: Dr. Luis M. Proenza
 Athletics Director: Michael Thomas
 Nickname: Zips
 Colors: Blue and Gold
 Conference: Mid-American (East)
 Stadium (Capacity): Rubber Bowl (31,000)
 Playing Surface: Artificial Turf

TEAM INFORMATION

2002 Record: 4-8
 2002 Conference Record/Finish: 3-5/5th East
 Letterwinners Returning/Lost: 46/17
 Starters Returning/Lost: 19/5
 Basic Offense: Offset I
 Basic Defense: Multiple 4-3

HEAD COACH

Head Coach: Lee Owens (Bluffton '77)
 Office Phone: (330) 972-7466
 Best time to call: Contact SID
 Record at Akron: 33-56 (8 seasons)
 Career Record: same

ASSISTANT COACHES

Offensive Coordinator/Running Backs: Paul Winters (Akron '80)
 Defensive Coordinator/Secondary: Joe Tresey (Ohio State '83)
 Quarterbacks: Tom Stacy (Bowling Green '81)
 Wide Receivers: Greg Gillum (Ohio State '83)
 Tight Ends/Video: Doug Geiser (Cornell '92)
 Offensive Line: Keith Uecker (Auburn '88)
 Defensive Ends: Jim Meyer (Akron '76)
 Defensive Tackles: Mike Williams (Iowa State '77)
 Linebackers: Dick Flynn (Michigan State '65)

TOP RETURNERS

Rushers	Att.	Yds.	Avg.	TD
Bob Hendry	208	1,021	4.9	8
Charlie Frye	102	125	1.2	7

Passers	Att.	Cmp.	Pct.	Yds.	TD	Int
Charlie Frye	380	250	65.8	2,824	15	9
Micah Faler	13	7	53.8	31	2	1

Receivers	Rec.	Yds.	Avg.	TD
Miquel Irvin	53	535	10.1	1
Matt Cherry	35	463	13.2	3

Tacklers	UT	AT	TT
Chase Blackburn	61	35	96
Diontre Earl	38	29	67

SERIES INFORMATION

Series Record: Miami leads 9-4-1
 At Oxford: 6-1-1
 At Akron: Tied 3-3
 Most Miami points: 65 (65-0) in 1995
 Most Akron points: 37 (37-20) in 2000
 Combined points: 69 (Miami, 49-20) in 2000
 Biggest Miami win: 65 (65-0) in 1999
 Biggest Akron win: 18 (31-13) in 1993
 Current streak: Miami — 2
 Hoepner vs. Akron: 3-1

MEDIA INFORMATION

Football Contact: Shawn Nestor
 Office Phone: (330) 972-6292
 Home Phone: (330) 945-7072
 SID Fax: (330) 374-8844
 Press Box Phone: (330) 798-1278
 Email Address: nestor@uakron.edu
 Web Site: www.GoZips.com

2002 RESULTS (4-8, 3-5 MAC)

Aug. 31	at Iowa	L	21-57
Sept. 7	at Maryland	L	14-44
Sept. 14	CENTRAL MICHIGAN	L	17-24
Sept. 21	at Virginia	L	29-48
Sept. 28	MIAMI	L	31-48
Oct. 5	at Eastern Michigan	L	34-42
Oct. 12	LIBERTY	W	49-21
Oct. 26	at UCF	L	17-28
Nov. 2	MARSHALL	W	34-20
Nov. 9	at Ohio	L	10-27
Nov. 16	BUFFALO	W	21-10
Nov. 23	at Kent State	W	48-10

2003 SCHEDULE

Aug. 28	KENT STATE	7:30 p.m.
Sept. 6	at Wisconsin	TBA
Sept. 13	EASTERN MICHIGAN	6 p.m.
Sept. 20	HOWARD	6 p.m.
Sept. 27	at Buffalo	6 p.m.
Oct. 4	at Miami	2 p.m.
Oct. 11	CAL-POLY	6 p.m.
Oct. 18	UCF	6 p.m.
Oct. 25	at UConn	TBA
Nov. 1	at Marshall	4:30 p.m.
Nov. 8	at Central Michigan	1 p.m.
Nov. 15	OHIO	Noon

Rubber Bowl
 Capacity: 31,000
 Opened: 1940



GAME 6 BUFFALO

October 11 • Yager Stadium
Oxford, OH • 2 p.m.

HEAD COACH
Jim Hofher



FREE SAFETY
Mark Graham



GENERAL INFORMATION

Location: Buffalo, NY
 Address: 102 Alumni Arena, Buffalo, NY 14260
 Founded: 1846
 Enrollment: 25,383
 President: William R. Greiner
 Interim Athletics Director: Bill Maher
 Nickname: Bulls
 Colors: Royal Blue and White
 Conference: Mid-American (East)
 Stadium (Capacity): UB Stadium (31,000)
 Playing Surface: Natural Grass

TEAM INFORMATION

2002 Record: 1-11
 2002 Conference Record/Finish: 0-8/7th East
 Letterwinners Returning/Lost: 40/14
 Starters Returning/Lost: 17/5
 Basic Offense: Pro Style
 Basic Defense: 4-3

HEAD COACH

Head Coach: Jim Hofher (Cornell '79)
 Office Phone: (716) 645-3177
 Best time to call: Weekday Mornings
 Record at Buffalo: 4-19 (two seasons)
 Career Record: 48-55 (10 seasons)

ASSISTANT COACHES

Defensive Coordinator Thurmond Moore (San Jose State '77)
 Defensive Secondary Miles Aldridge (Gardner-Webb '71)
 Quarterbacks Rob Best (Texas Tech '72)
 Tight Ends Andrew Dees (Syracuse '92)
 Linebackers Antonio Goss (North Carolina '89)
 Offensive Line Roy Istvan (Southern Connecticut '90)
 Defensive Line Tom Jones (Temple '80)
 Running Backs/Special Teams Brian Polian (John Carroll '97)
 Wide Receivers Doug Socha (Cal-State Northridge '99)

TOP RETURNERS

Rushers	Att.	Yds.	Avg.	TD
Aaron Leeper	235	917	3.9	10
Dave Dawson	61	365	5.9	2

Passers	Att.	Cmp.	Pct.	Yds.	TD	Int
Randall Secky	421	204	48.5	2,015	12	13

Receivers	Rec.	Yds.	Avg.	TD
Aaron Leeper	27	132	4.9	0
Tim Dance	16	167	10.4	2

Tacklers	UT	AT	TT
Mark Graham	65	24	89
Lamar Wilcher	34	35	69

SERIES INFORMATION

Series Record: Miami leads 5-0
 At Oxford: Miami leads 3-0
 At Buffalo: Miami leads 2-0
 Most Miami points: 49 (49-0) in 2002
 Most Buffalo points: 16 (17-16) in 2000
 Combined points: 49 (Miami, 49-0) in 2002
 Biggest Miami win: 49 (49-0) in 2002
 Biggest Buffalo win: —
 Current streak: Miami — 5
 Hoepfner vs. Buffalo: 4-0

MEDIA INFORMATION


Football Contact: Paul Vecchio
 Office Phone: (716) 645-6311
 Home Phone: (716) 941-0291
 SID Fax: (716) 645-6840
 Press Box Phone: (716) 645-6837
 Email Address: pvecchio@buffalo.edu
 Web Site: www.buffalobulls.com

2002 RESULTS (1-11, 0-8 MAC)

Aug. 29	LEHIGH	L	26-37
Sept. 7	at Rutgers	W	34-11
Sept. 14	CONNECTICUT	L	3-24
Sept. 21	at Minnesota	L	17-41
Sept. 28	at Ohio	L	32-34
Oct. 5	WESTERN MICHIGAN	L	17-31
Oct. 12	at Marshall	L	21-66
Oct. 19	MIAMI	L	0-49
Oct. 26	KENT STATE	L	12-16
Nov. 9	UCF	L	21-45
Nov. 16	at Akron	L	10-21
Nov. 23	at Ball State	L	21-41

2003 SCHEDULE

Aug. 30	at Rutgers	7 p.m.
Sept. 6	at Iowa	12:05 p.m.
Sept. 13	COLGATE	6 p.m.
Sept. 20	CONNECTICUT	6 p.m.
Sept. 27	AKRON	6 p.m.
Oct. 4	at UCF	6 p.m.
Oct. 11	at Miami	2 p.m.
Oct. 18	MARSHALL	1 p.m.
Oct. 25	OHIO	1 p.m.
Nov. 1	at Toledo	7 p.m.
Nov. 8	NORTHERN ILLINOIS	1 p.m.
Nov. 22	at Kent State	2 p.m.



UB Stadium
 Capacity: 31,000
 Opened: 1993

MIAMI UNIVERSITY

RECORDS

HISTORY

2002 REVIEW

2003 OPPONENTS

PLAYER BIOS

COACHES / STAFF

2002 PREVIEW

MEDIA INFORMATION

GAME 7 BALL STATE

October 18 • Ball State Stadium
Muncie, IN • 2 p.m.

HEAD COACH
Brady Hoke



LINEBACKER
Lorenzo Scott



GENERAL INFORMATION

Location: Muncie, IN
 Address: HP 120, Muncie IN 47306-0929
 Founded: 1918
 Enrollment: 18,528
 President: Dr. Blaine Brownell
 Athletics Director: Bubba Cunningham
 Nickname: Cardinals
 Colors: Cardinal and White
 Conference: Mid-American (West)
 Stadium (Capacity): Ball State Stadium (22,500)
 Playing Surface: Natural Grass

TEAM INFORMATION

2002 Record: 6-6
 2002 Conference Record/Finish: 4-4/4th West
 Letterwinners Returning/Lost: 44/17
 Starters Returning/Lost: 11/13
 Basic Offense: Multiple
 Basic Defense: 4-3

HEAD COACH

Head Coach: Brady Hoke (Ball State '82)
 Office Phone: (765) 285-8251
 Best time to call: Tues. & Wed., 1:15 - 2:15 p.m.CT
 Record at Ball State First Year
 Career Record: First Year

ASSISTANT COACHES

Asst. Head Coach/Guard & Centers Ted Huber (Ball State '67)
 Offensive Coordinator/Wide Receivers Don Treadwell (Miami '82)
 Defensive Coordinator/Linebackers Mark Smith (Purdue '79)
 Quarterbacks Brent Baldwin (Ball State '96)
 Running Backs Trent Boykin (Youngstown State '95)
 Defensive Line Phil Burnett (Northern Illinois '88)
 Secondary Eric Lewis (San Diego State '98)
 Linebackers Dennis Moynihan (Connecticut '93)
 Offensive Tackles and Tight Ends Ed Stutts (Bluffton '80)

TOP RETURNERS

Rushers	Att.	Yds.	Avg.	TD
Scott Blair	63	180	2.9	1
Charles Wynn	22	76	3.5	1

Passers	Att.	Cmp.	Pct.	Yds.	TD	Int
Andy Roesch	202	113	55.9	1,341	15	7
Talmadge Hill	144	86	59.7	803	5	9

Receivers	Rec.	Yds.	Avg.	TD
Dante Ridgeway	44	556	12.6	4
Larry Bostic	23	289	12.6	5

Tacklers	UT	AT	TT
Lorenzo Scott	49	75	124
Justin Beriault	55	66	121

SERIES INFORMATION

Series Record: Miami leads 14-8-1
 At Oxford: Miami leads 9-3-1
 At Muncie: Tied 5-5
 Most Miami points: 47 (47-0) in 1931
 Most Ball State points: 45 (45-14) in 1988
 Combined points: 64 (Miami, 35-25 in 1975)
 Biggest Miami win: 47 (47-0) in 1931
 Biggest Ball State win: 31 (45-14) in 1988
 Current streak: Miami — 1
 Hoepfner vs. Ball State: 1-1

MEDIA INFORMATION

Football Contact: Joe Hernandez
 Office Phone: (765) 285-8242
 Home Phone: (765) 289-7919
 SID Fax: (765) 285-8929
 Press Box Phone: (765) 285-5381 or 5382
 Email Address: jhernand@bsu.edu
 Web Site: www.ballstatesports.com

2002 RESULTS (6-6, 4-4 MAC)

Sept. 7	at Missouri	L	6-41
Sept. 14	INDIANA STATE	W	23-21
Sept. 21	at Clemson	L	7-30
Sept. 28	at Connecticut	W (OT)	24-21
Oct. 5	NORTHERN ILLINOIS	L	29-41
Oct. 12	at Toledo	L	17-37
Oct. 19	EASTERN MICHIGAN	W	42-17
Oct. 26	at Bowling Green	L	20-38
Nov. 2	WESTERN MICHIGAN	W	17-7
Nov. 16	at Central Michigan	W	38-21
Nov. 23	BUFFALO	W	41-21
Nov. 30	at Marshall	L	14-38

2003 SCHEDULE

Aug. 28	INDIANA STATE	7 p.m.
Sept. 6	MISSOURI	3 p.m.
Sept. 13	at Pittsburgh	TBA
Sept. 20	CENTRAL MICHIGAN	1 p.m.
Sept. 27	at Boston College	TBA
Oct. 4	at Kent State	2 p.m.
Oct. 11	MIAMI	2 p.m.
Oct. 25	TOLEDO	1 p.m.
Nov. 8	at Western Michigan	2 p.m.
Nov. 15	at Eastern Michigan	1 p.m.
Nov. 22	BOWLING GREEN	1 p.m.

Ball State Stadium
 Capacity: 22,500
 Opened: 1967



GAME 8 KENT STATE

October 25 • Dix Stadium
Kent, OH • 2 p.m.

HEAD COACH
Dean Pees



QUARTERBACK
Joshua Cribbs



GENERAL INFORMATION

Location: Kent, OH
Address: 106 M.A.C Center, P.O. Box 5190, Kent, OH 44242-0001
Founded: 1910
Enrollment: 33,000
President: Dr. Carol A. Cartwright
Athletics Director: Laing Kennedy
Nickname: Golden Flashes
Colors: Navy Blue and Gold
Conference: Mid-American (East)
Stadium (Capacity): Dix Stadium (29,287)
Playing Surface: Artificial Turf

TEAM INFORMATION

2002 Record: 3-9
2002 Conference Record/Finish: 1-7/6th East
Letterwinners Returning/Lost: 39/22
Starters Returning/Lost: 14/11
Basic Offense: Multiple
Basic Defense: 3-4

HEAD COACH

Head Coach: Dean Pees (Bowling Green '71)
Office Phone: (330) 672-3350
Best time to call: Mon. thru Thurs., Mornings
Record at Kent State: 12-44 (5 seasons)
Career Record: same

ASSISTANT COACHES

Asst. Head Coach/Wide Receivers Dan Kratzer (Missouri Valley '71)
Offensive Coordinator/Quarterbacks Doug Martin (Kentucky '85)
Special Teams/Defensive Backs Mike Drake (Western Michigan '80)
Recruiting/Tight Ends and Tackles A.J. Pratt (Capital '98)
Defensive Line Larry McDaniel (Indiana '93)
Inside Linebackers Lonnie Messick (Oklahoma '69)
Centers and Guards Bill Mottola (Springfield '89)
Running Backs Ben Sirmans (Maine '96)
Outside Linebackers Ron Wright (Findlay '81)

TOP RETURNERS

Rushers	Att.	Yds.	Avg.	TD
Joshua Cribbs	137	1,057	7.7	10
Antonio King	117	470	4.1	1

Passers	Att.	Cmp.	Pct.	Yds.	TD	Int
Joshua Cribbs	186	91	48.9	1,014	4	14
Darryl Polk	91	46	50.5	428	2	7

Receivers	Rec.	Yds.	Avg.	TD
Darrell Dowery	34	348	10.2	0
Derrick Bush	20	209	10.4	2

Tacklers	UT	AT	TT
Shannon Davis	55	31	86
Eric Mahl	28	32	60

SERIES INFORMATION

Series Record: Miami leads 40-10
At Oxford: Miami leads 21-4
At Kent: Miami leads 18-6
At neutral sites: Miami leads 1-0
Most Miami points: 64 (64-6) in 1996
Most Kent State points: 26 (62-26) in 1997
Combined points: 88 (Miami, 62-26) in 1997
Biggest Miami win: 58 (64-6) in 1996
Biggest Kent State win: 11 (24-13) in 1965 and (21-10) in 1972
Current streak: Miami — 1
Hooppner vs. Kent State: 3-1

MEDIA INFORMATION

Football Contact: Will Roleson
Office Phone: (330) 672-2254 or 2110
Home Phone: (330) 677-9382
SID Fax: (330) 672-2112
Press Box Phone: (330) 672-2036
Email Address: wroleson@kent.edu
Web Site: www.kentstatesports.com

2002 RESULTS (3-9, 1-7 MAC)

Aug. 29	NEW HAMPSHIRE	W	34-7
Sept. 7	at Ohio State	L	17-51
Sept. 13	CAL POLY	W	37-34
Sept. 21	at Miami	L	20-27
Sept. 28	at Northern Illinois	L	6-13
Oct. 5	MARSHALL	L	21-42
Oct. 19	OHIO	L	0-50
Oct. 26	at Buffalo	W	16-12
Nov. 2	BOWLING GREEN	L	14-46
Nov. 9	at Connecticut	L	21-63
Nov. 16	at UCF	L	6-32
Nov. 23	AKRON	L	20-48

2003 SCHEDULE

Aug. 28	at Akron	7:30 p.m.
Sept. 6	at Pittsburgh	7 p.m.
Sept. 13	YOUNGSTOWN STATE	6 p.m.
Sept. 20	at Penn State	TBA
Sept. 27	UCF	2 p.m.
Oct. 4	BALL STATE	2 p.m.
Oct. 11	at Marshall	4:30 p.m.
Oct. 18	CONNECTICUT	2 p.m.
Oct. 25	MIAMI	2 p.m.
Nov. 8	at Ohio	TBA
Nov. 15	at Bowling Green	6 p.m.
Nov. 22	BUFFALO	4 p.m.

Dix Stadium
Capacity: 29,287
Opened: 1969



MIAMI UNIVERSITY

RECORDS

HISTORY

2002 REVIEW

2003 OPPONENTS

PLAYER BIOS

COACHES / STAFF

2002 PREVIEW

MEDIA INFORMATION


GAME 9 BOWLING GREEN

November 4 • Yager Stadium
Oxford, OH • 7:30 p.m. (ESPN2)

HEAD COACH
Gregg Brandon



QUARTERBACK
Josh Harris



GENERAL INFORMATION

Location: Bowling Green, OH
Address: 201 Perry Stadium East, Bowling Green, OH 43403
Founded: 1910
Enrollment: 20,276
President: Dr. Sidney Ribeau
Athletics Director: Paul Krebs
Nickname: Falcons
Colors: Orange and Brown
Conference: Mid-American (West)
Stadium (Capacity): Perry Stadium (30,599)
Playing Surface: Natural Grass

TEAM INFORMATION

2002 Record: 9-3
2002 Conference Record/Finish: 6-2/3rd West
Letterwinners Returning/Lost: 51/17
Starters Returning/Lost: 15/9
Basic Offense: One-back
Basic Defense: 4-3

HEAD COACH

Head Coach: Gregg Brandon (Northern Colorado '78)
Office Phone: (419) 372-7083
Best time to call: Contact SID
Record at Bowling Green: First Year
Career Record: First Year

ASSISTANT COACHES

Asst. Head Coach/Def. Coordinator Tim Beckman (Findlay '88)
Off. Coordinator/Offensive Line Greg Studrawa (Bowling Green '87)
Defensive Ends/Special Teams John Bowers (James Madison '79)
Tight Ends/Recruiting Troy Rothenbuhler (Ohio State '95)
Defensive Tackles Mike Ward (Georgetown '84)
Defensive Backs Steven Wilks (Appalachian State '92)
Quarterbacks Mick McCall (Southern Colorado '79)
Running Backs Dennis Springer (Butler '93)
Wide Receivers Zach Azzanni (Central Michigan '99)

TOP RETURNERS

Rushers	Att.	Yds.	Avg.	TD
Josh Harris	186	737	4.0	20
P.J. Pope	101	577	5.7	4

Passers	Att.	Cmp.	Pct.	Yds.	TD	Int
Josh Harris	353	198	56.1	2,425	19	11
Cole Magner	5	3	60.0	74	3	0

Receivers	Rec.	Yds.	Avg.	TD
James Hawkins	44	546	12.4	5
Charles Sharon	33	465	14.1	3

Tacklers	UT	AT	TT
Jason Morton	59	26	85
Mitch Hewitt	37	47	84

SERIES INFORMATION

Series Record: Miami leads 36-18-5
At Oxford: Miami leads 19-9-1
At Bowling Green: Miami leads 16-9-4
At Neutral Sites: Miami leads 1-0
Most Miami points: 54 (54-6) in 1950
Most Bowling Green points: 44 (44-24) in 1992
Combined points: 76 (Miami, 45-31) in 1999
Biggest Miami win: 48 (54-6) in 1950
Biggest Bowling Green win: 31 (41-10) in 1984
Current streak: Miami — 4
Hooppner vs. Bowling Green: 3-0

MEDIA INFORMATION

Football Contact: J.D. Campbell
Office Phone: (419) 372-7075
Home Phone: (419) 352-4199
SID Fax: (419) 372-6015
Press Box Phone: (419) 372-2069
Email Address: jdcampb@bgnet.bgsu.edu
Web Site: www.bgsufalcons.com

2002 RESULTS (9-3, 6-2 MAC)

Aug. 29	TENNESSEETECH	W	41-7
Sept. 14	MISSOURI	W	51-28
Sept. 21	at Kansas	W	39-16
Oct. 5	OHIO	W	72-21
Oct. 12	at Central Michigan	W	45-35
Oct. 19	WESTERN MICHIGAN	W (OT)	48-45
Oct. 26	BALL STATE	W	38-20
Nov. 2	at Kent State	W	45-14
Nov. 9	at Northern Illinois	L	17-26
Nov. 16	at South Florida	L	7-29
Nov. 23	EASTERN MICHIGAN	W	21-63
Nov. 30	at Toledo	L	24-42

2003 SCHEDULE

Aug. 28	EASTERN KENTUCKY	7 p.m.
Sept. 6	at Purdue	TBA
Sept. 13	LIBERTY	6 p.m.
Sept. 20	at Ohio State	TBA
Oct. 4	CENTRAL MICHIGAN	4 p.m.
Oct. 11	at Western Michigan	2 p.m.
Oct. 18	at Eastern Michigan	TBA
Oct. 25	NORTHERN ILLINOIS	4 p.m.
Nov. 4	at Miami	7:30 p.m.
Nov. 15	KENT STATE	6 p.m.
Nov. 22	at Ball State	TBA
Nov. 28	TOLEDO	TBA

Perry Stadium
Capacity: 30,599
Opened: 1966



GAME 10 MARSHALL

November 12 • Yager Stadium
Oxford, OH • 7:30 p.m. (ESPN2)

HEAD COACH
Bob Pruett



WIDE RECEIVER
Darius Watts



GENERAL INFORMATION

Location: Huntington, WV
 Address: P.O. Box 1360, Huntington, WV 25715
 Founded: 1837
 Enrollment: 16,000
 President: Dr. Dan Angel
 Athletics Director: Bob Marcum
 Nickname: Thundering Herd
 Colors: Green and White
 Conference: Mid-American (East)
 Stadium (Capacity): Marshall Stadium (38,019)
 Playing Surface: Artificial Turf

TEAM INFORMATION

2002 Record: 11-2
 2002 Conference Record/Finish: 7-1/1st East
 Letterwinners Returning/Lost: 42/18
 Starters Returning/Lost: 12/11
 Basic Offense: Multiple/One-back
 Basic Defense: 4-4

HEAD COACH

Head Coach: Bob Pruett (Marshall '65)
 Office Phone: (304) 696-6464
 Best time to call: Weekday Mornings
 Record at Marshall: 80-13 (7 seasons)
 Career Record: same

ASSISTANT COACHES

Secondary/Special Teams Lou Anarumo (Wagner '60)
 Outside Linebackers/Recruiting George Darlington (Rutgers '61)
 Assoc. Head Coach/Inside Linebackers Mark Gale (Oklahoma State '81)
 Quarterbacks Larry Kueck (Stephen F. Austin '75)
 Offensive Coordinator/Line Mark McHale (Shepherd '73)
 Tight Ends Shaine Miles (Virginia Tech '96)
 Receivers Dwayne Nunez (Lamar '92)
 Running Backs Ernie Purnsley (Wake Forest '90)
 Defensive Coordinator/Line Bill Wilt (Eureka '77)

TOP RETURNERS

Rushers	Att.	Yds.	Avg.	TD
Franklin Wallace	129	614	4.8	7
Wilbur Hargrove	36	220	6.1	1

Passers	Att.	Cmp.	Pct.	Yds.	TD	Int
Stan Hill	83	52	62.7	536	5	5

Receivers	Rec.	Yds.	Avg.	TD
Josh Davis	75	1191	15.9	5
Darius Watts	71	1030	14.5	12

Tacklers	UT	AT	TT
Jamus Martin	56	44	100
Toriano Brown	48	43	91

SERIES INFORMATION

Series Record: Miami leads 29-9-1
 At Oxford: Miami leads 15-4-1
 At Huntington: Miami leads 14-5
 Most Miami points: 66 (66-6) in 1971
 Most Marshall points: 51 (51-31) in 2000
 Combined points: 82 (Marshall, 51-31) in 2000
 Biggest Miami win: 60 (66-6) in 1971
 Biggest Marshall win: 41 (41-0) in 1938
 Current streak: Marshall — 5
 Hoepfner vs. Marshall: 0-4

MEDIA INFORMATION

Football Contact: Ricky Hazel
 Office Phone: (304) 696-4660
 Home Phone: (304) 429-8499
 SID Fax: (304) 696-2325
 Press Box Phone: (304) 696-6666
 Email Address: hazel@marshall.edu
 Web Site: www.HerdZone.com

2002 RESULTS (11-2, 7-1 MAC)

Aug. 31	APPALACHIAN STATE	W	50-17
Sept. 12	at Virginia Tech	L	21-47
Sept. 20	UCF	W	26-21
Oct. 5	at Kent State	W	42-21
Oct. 12	BUFFALO	W	66-21
Oct. 19	TROY STATE	W	24-7
Oct. 26	at Central Michigan	W	23-18
Nov. 7	at Akron	L	20-32
Nov. 12	MIAMI	W	36-34
Nov. 23	at Ohio	W	24-21
Nov. 30	BALL STATE	W	38-14
Dec. 7	TOLEDO (MAC Championship)	W	49-45
Dec. 18	vs. Louisville (GMAC Bowl)	W	38-15

2003 SCHEDULE

Aug. 30	HOFSTRA	4:30 p.m.
Sept. 6	at Tennessee	7 p.m.
Sept. 12	TOLEDO	7 p.m.
Sept. 20	at Kansas State	TBA
Sept. 27	at Troy State	TBA
Oct. 11	KENT STATE	4:30 p.m.
Oct. 18	at Buffalo	1 p.m.
Oct. 25	at Western Michigan	2 p.m.
Nov. 1	AKRON	4:30 p.m.
Nov. 12	at Miami	7:30 p.m.
Nov. 19	at UCF	8 p.m.
Nov. 28	OHIO	4:30 p.m.

Marshall Stadium
 Capacity: 38,019
 Opened: 1991



MIAMI UNIVERSITY

RECORDS

HISTORY

2002 REVIEW

2003 OPPONENTS

PLAYER BIOS

COACHES / STAFF

2002 PREVIEW

MEDIA INFORMATION

GAME 11 OHIO

November 22 • Peden Stadium
Athens, OH • TBA

HEAD COACH
Brian Knorr



LINEBACKER
Dennis Chukwuemeka



GENERAL INFORMATION

Location: Athens, OH
 Address: P.O. Box 689, Athens, OH 45701
 Founded: 1804
 Enrollment: 27,605
 President: Dr. Robert Glidden
 Athletics Director: Thomas Boeh
 Nickname: Bobcats
 Colors: Hunter Green and White
 Conference: Mid-American (East)
 Stadium (Capacity): Peden Stadium (24,000)
 Playing Surface: Field Turf

TEAM INFORMATION

2002 Record: 4-8
 2002 Conference Record/Finish: 4-4/4th East
 Letterwinners Returning/Lost: 38/14
 Starters Returning/Lost: 12/10
 Basic Offense: Multiple I
 Basic Defense: 3-4

HEAD COACH

Head Coach: Brian Knorr (Air Force '86)
 Office Phone: (740) 593-1183
 Best time to call: Arrange through football office
 Record at Ohio: 5-18 (2 seasons)
 Career Record: same

ASSISTANT COACHES

Wide Receivers Ron Antonie (Colorado State '97)
 Offensive Line Jeff Bleamer (Penn State '75)
 Defensive Coordinator/Secondary Tim DeRuyter (Air Force '85)
 Recruiting/Outside Linebackers Pete Garmano (Ohio Wesleyan '82)
 Offensive Coordinator/Quarterbacks Greg Gregory (Richmond '80)
 Inside Linebackers Steve Russ (Air Force '95)
 Running Backs Everette Sands (Citadel '93)
 Tight Ends Nick Toth (Ohio '99)
 Defensive Line Eric Washington (Grambling State '93)

TOP RETURNERS

Rushers	Att.	Yds.	Avg.	TD
Stafford Owens	62	371	6.5	5
Fred Ray	96	355	3.7	9

Passers	Att.	Cmp.	Pct.	Yds.	TD	Int
Fred Ray	100	56	56.0	712	5	2
Adam Porter	1	1	100.0	12	0	0

Receivers	Rec.	Yds.	Avg.	TD
Stafford Owens	17	259	15.2	2
Anthony Hackett	5	39	7.8	0

Tacklers	UT	AT	TT
Dennis Chukwuemeka	60	56	116
Rashad Butler	27	40	67

SERIES INFORMATION

Series Record: Miami leads 48-29-2
 At Oxford: Miami leads 29-10-2
 At Athens: Tied 19-19
 Most Miami points: 46 (46-13) in 1954
 Most Ohio points: 40 (40-28) in 1999
 Combined points: 68 (Miami, 40-28) in 1999
 Biggest Miami win: 45 (45-0) in 1909
 Biggest Ohio win: 27 (27-0) in 1940
 Current streak: Miami — 3
 Hoepfner vs. Ohio: 3-1

MEDIA INFORMATION

Football Contact: Jim Stephan
 Office Phone: (740) 593-1298
 Home Phone: (740) 797-2247
 SID Fax: (740) 597-1838
 Press Box Phone: (740) 593-0500 or 0501
 Email Address: stephan@ohio.edu
 Web Site: www.ohiobobcats.com

2002 RESULTS (4-8, 4-4 MAC)

Aug. 31	at Pittsburgh	L	14-27
Sept. 7	Northeastern	L	0-31
Sept. 14	at Florida	L	6-34
Sept. 21	at Connecticut	L	19-37
Sept. 28	Buffalo	W	34-32
Oct. 5	at Bowling Green	L	21-72
Oct. 12	Eastern Michigan	W	55-27
Oct. 19	at Kent State	W	50-0
Nov. 2	at Miami	L	20-38
Nov. 9	Akron	W	27-10
Nov. 23	Marshall	L	21-24
Nov. 30	at UCF	L	32-42

2003 SCHEDULE

Aug. 28	SOUTHEAST MISSOURI STATE	TBA
Sept. 6	at Iowa State	TBA
Sept. 13	MINNESOTA	TBA
Sept. 27	WESTERN MICHIGAN	TBA
Oct. 4	at Northern Illinois	7 p.m.
Oct. 11	UCF	TBA
Oct. 18	at Kentucky	7 p.m.
Oct. 25	at Buffalo	1 p.m.
Nov. 8	KENT STATE	TBA
Nov. 15	at Akron	Noon
Nov. 22	MIAMI	TBA
Nov. 28	at Marshall	4:30 p.m.

Peden Stadium
 Capacity: 24,000
 Opened: 1929



GAME 12 UCF

November 28 • Florida Citrus Bowl
Orlando, FL • 1 p.m.

HEAD COACH
Mike Kruczek



QUARTERBACK
Ryan Schneider



GENERAL INFORMATION

Location: Orlando, FL
Address: P.O. Box 163555, Orlando, FL 32816-3555
Founded: 1963
Enrollment: 42,000
President: Dr. John C. Hitt
Athletics Director: Steve Orsini
Nickname: Golden Knights
Colors: Black and Gold
Conference: Mid-American (East)
Stadium (Capacity): Citrus Bowl (70,188)
Playing Surface: Natural Grass

TEAM INFORMATION

2002 Record: 7-5
2002 Conference Record/Finish: 6-2/2nd East
Letterwinners Returning/Lost: 42/21
Starters Returning/Lost: 13/12
Basic Offense: Pro Set
Basic Defense: 4-3

HEAD COACH

Head Coach: Mike Kruczek (Boston College '76)
Office Phone: (407) 823-5397
Best time to call: Weekday Mornings
Record at UCF: 33-23 (5 seasons)
Career Record: same

ASSISTANT COACHES

Quarterbacks Jamie Barresi (Ottawa '80)
Receivers Sean Beckton (UCF '93)
Defensive Line Lorenzo Costantini (UTEP '90)
Defensive Coordinator/Linebackers Bill D'Ottavio (Millersville '86)
Defensive Backs John Fontes (Iowa '73)
Tight Ends/Tackles/Recruiting Scott Fountain (Samford '88)
Asst. Head Coach/Running Backs Alan Gooch (UCF '83)
Off. Coordinator/Offensive Line Robert McFarland (McNeese State '85)
Special Teams Joe Robinson (LSU '85)

TOP RETURNERS

Rushers	Att.	Yds.	Avg.	TD
Alex Haynes	204	1,038	5.1	8
Dee Brown	36	170	4.7	2

Passers	Att.	Cmp.	Pct.	Yds.	TD	Int
Ryan Schneider	430	265	61.6	3,770	31	16
Jon Rivera	8	4	50.0	60	0	0

Receivers	Rec.	Yds.	Avg.	TD
Tavaris Capers	43	456	10.6	5
Alex Haynes	24	132	5.5	1

Tacklers	UT	AT	TT
Stanford Rhule	69	58	127
Peter Sands	74	45	119

SERIES INFORMATION

Series Record: UCF leads 1-0
At Oxford: UCF leads 1-0
At Orlando: —
Most Miami points: 31 (31-48) in 2002
Most UCF points: 48 (48-31) in 2002
Combined points: 79 (UCF, 48-31) in 2002
Biggest Miami win: —
Biggest UCF win: 17 (48-31) in 2002
Current streak: UCF – 1
Hoepfner vs. UCF: 0-1

MEDIA INFORMATION

Football Contact: Jason Baum
Office Phone: (407) 823-0994
Home Phone: (407) 996-4359
SID Fax: (407) 823-5266
Press Box Phone: (407) 245-0342
Email Address: jbaum@mail.ucf.edu
Web Site: www.UCFathletics.com

2002 RESULTS (7-5, 6-2 MAC)

Aug. 31	at Penn State	L	24-27
Sept. 7	at Arizona State	L	13-46
Sept. 20	at Marshall	L	21-26
Sept. 28	LIBERTY	W	48-17
Oct. 12	at Western Michigan	W	31-27
Oct. 19	TOLEDO	L	24-27
Oct. 26	AKRON	W	28-17
Nov. 2	SYRACUSE	L	35-38
Nov. 9	at Buffalo	W	45-21
Nov. 16	KENT STATE	W	32-6
Nov. 23	at Miami	W	48-31
Nov. 30	OHIO	W	42-32

2003 SCHEDULE

Aug. 31	at Virginia Tech	3 p.m.
Sept. 13	FLORIDA ATLANTIC	6 p.m.
Sept. 20	at Syracuse	TBA
Sept. 27	at Kent State	2 p.m.
Oct. 4	BUFFALO	6 p.m.
Oct. 11	at Ohio	TBA
Oct. 18	at Akron	TBA
Oct. 25	CENTRAL MICHIGAN	4 p.m.
Nov. 1	at West Virginia	TBA
Nov. 8	at Eastern Michigan	TBA
Nov. 19	MARSHALL	7:30 p.m.
Nov. 28	MIAMI	1 p.m.

Citrus Bowl
Capacity: 70,188
Opened: 1936



SCORES VS. 2003 OPPONENTS

AKRON



Series Record: Miami leads 9-4-1
At Oxford: Miami leads 6-1-1
At Akron: Tied 3-3
Most Miami points: 65 (65-0) in 1995
Most Akron points: 37 (20-37) in 2000
Combined points: 69 (Miami, 49-20) in 1997
Biggest Miami win: 65 (65-0) in 1995
Biggest Akron win: 18 (13-31) in 1993
Hoepfner vs. Akron: 3-1

1915AW	23-6
1922HW	20-12
1923HT	13-13
1939HL	0-14
1993AL	13-31
1994HW	50-14
1995HW	65-0
1996AL	7-10
1997HW	49-20
1998AW	20-14
1999HW	32-23
2000AL	20-37
2001HW	30-27
2002AW	48-31

BALL STATE



Series Record: Miami leads 14-8-1
At Oxford: Miami leads 9-3-1
At Muncie: Tied 5-5
Most Miami points: 47 (47-0) in 1931
Most Ball State points: 45 (45-14) in 1988
Combined points: 64 (Miami, 35-25) in 1975
Biggest Miami win: 47 (47-0) in 1931
Biggest Ball State win: 31 (45-14) in 1988
Hoepfner vs. Ball State: 1-1

1931HW	47-6
1940HT	0-0
1975HW	35-28
1976HL	6-23
1978AL	14-38
1979HW	27-3
1980AW	42-9
1985AW	17-13
1986HW	45-17
1987HW	30-20
1988AL	14-45
1989AL	9-37
1990HW	24-10
1991HW	15-7
1992AL	9-19
1993AL	0-21
1994HW	24-21
1995HL	15-17
1996AW	16-6
1997HW	27-10
1998AW	28-17
2000HL	10-15
2001AW	28-20

BOWLING GREEN



Series Record: Miami leads 36-18-5
At Oxford: Miami leads 19-9-1
At Bowling Green: Miami leads 16-9-4
At neutral sites: Miami leads 1-0
Most Miami points: 54 (54-6) in 1950
Most Bowling Green points: 44 (24-44) in 1992
Combined points: 76 (45-31) in 1999
Biggest MU win: 48 (54-6) in 1950
Biggest Bowling Green win: 31 (10-41) in 1984
Hoepfner vs. Bowling Green: 3-0

1941HL	0-9
1942AL	6-7
1943HW	45-6
1944NW	28-7
1945HW	26-0
1946AW	6-0
1947HW	33-19
1950AW	54-6
1951HW	46-7
1952AW	42-7
1953HW	47-0
1954AW	46-7
1955HW	7-0
1956AT	7-7
1957AW	13-7
1958HW	28-14
1959AL	16-33
1960HL	12-21
1961AW	7-6
1962HT	24-24
1963AW	21-12
1964HL	18-21
1965AW	23-7
1966HL	14-17
1967AW	9-7
1968HW	31-7
1969AL	0-3
1970HW	7-3
1971AL	7-33
1972HL	7-16
1973AW	31-8
1974HW	34-10
1975AW	20-17
1976HW	9-7
1977AW	33-13
1978HW	18-7
1979AW	21-3
1980HW	7-3
1981AT	7-7
1982HW	17-12
1983AL	14-17
1984HL	10-41
1985AL	24-28
1986HW	24-7
1987HW	17-7
1988AT	21-21
1989HW	17-13
1990AT	10-10
1991HL	7-17
1992AL	24-44
1993HL	25-30
1994AL	16-27
1995AW	21-0
1996HL	10-14
1997AL	21-28
1998HW	24-12
1999AW	45-31
2000HW	24-10
2001AW	24-21

BUFFALO



Series Record: Miami leads 5-0
At Oxford: Miami leads 3-0
At Buffalo: Miami leads 2-0
Most Miami points: 49 (49-0) in 2002
Most Buffalo points: 16 (16-17) in 2000
Combined points: 49 (Miami, 49-0) in 2002
Biggest Miami win: 49 (49-0) in 2002
Biggest Buffalo win: —
Hoepfner vs. Buffalo: 4-0

1951HW	27-7
1999HW	43-0
2000AW	17-16
2001HW	31-14
2002AW	49-0

UCF



Series Record: UCF leads 1-0
At Oxford: UCF leads 1-0
At Orlando: —
Most Miami points: 31 (48-31) in 2002
Most UCF points: 48 (48-31) in 2002
Combined points: 79 (UCF, 48-31) in 2002
Biggest Miami win: —
Biggest UCF win: 17 (48-31) in 2002
Hoepfner vs. UCF: 0-1

2002HL	31-48
------	--------	--------	-------	-------

COLORADO STATE



Series Record: First Meeting
At Oxford: —
At Fort Collins: —
Most Miami points: —
Most CSU points: —
Combined points: —
Biggest Miami win: —
Biggest CSU win: —
Hoepfner vs. UCF: —

2003A	First Meeting
------	--------	-------	-------	---------------

CINCINNATI



Series Record: Miami leads 57-43-7
At Oxford: Miami leads 12-6-2
At Cincinnati: Miami leads 43-35-5
At neutral sites: Tied 2-2
Most Miami points: 43 (43-7) in 1971
Most Cincinnati points: 52 (42-52) in 1999
Combined points: 94 (UC, 42-52) in 1999
Biggest Miami win: 41 (41-0) in 1998
Biggest Cincinnati win: 46 (0-46) in 1904
Hoepfner vs. Cincinnati: 2-2

1888HT	0-0
1889AW	34-0
1893HW	24-6
1893AW	6-0
1894AL	0-6
1895AW	12-0
1896AW	6-4
1897HL	0-6
1897NL	6-10
1898HL	0-22
1899NL	0-22
1900AL	12-16
1903AW	15-0
1904AL	0-46
1906AT	0-0

SCORES VS. 2003 OPPONENTS

1909	A	L	6-10
1910	A	L	0-3
1911	A	L	0-11
1912	A	T	21-21
1913	A	W	13-7
1914	A	W	20-13
1915	A	W	24-12
1916	A	W	34-0
1917	A	W	40-0
1918	A	T	0-0
1919	A	W	14-0
1920	A	L	0-7
1921	N	W	15-7
1922	N	W	9-6
1923	A	L	0-23
1924	A	L	7-8
1925	A	W	33-0
1926	A	T	6-6
1927	A	W	17-14
1928	A	W	34-0
1929	A	W	14-6
1930	A	L	0-6
1931	A	L	0-20
1932	A	W	21-13
1933	A	W	6-2
1934	A	L	0-21
1935	A	L	7-8
1936	A	T	0-0
1937	A	W	14-6
1938	A	W	16-7
1939	A	L	0-13
1940	A	L	0-44
1941	A	L	0-26
1942	A	L	12-21
1945	A	W	28-14
1946	A	L	7-13
1947	A	W	38-7
1948	A	W	43-19
1949	A	L	6-27
1950	A	W	28-0
1951	A	L	14-19
1952	A	L	9-34
1953	A	L	0-14
1954	A	W	21-9
1955	A	W	14-0
1956	A	W	27-13
1957	A	W	20-14
1958	A	L	7-18
1959	A	L	7-14
1960	A	W	10-6
1961	A	W	7-3
1962	A	W	38-16
1963	A	W	21-19
1964	A	L	14-28
1965	A	W	37-7
1966	A	W	28-8
1967	A	W	27-14
1968	A	L	21-23
1969	A	W	36-20
1970	A	L	0-33
1971	H	W	43-7
1972	A	W	23-0
1973	H	W	6-0
1974	A	W	27-7
1975	H	W	21-13
1976	A	L	0-17
1977	A	W	12-7
1978	H	W	28-24
1979	H	W	27-14
1980	A	L	13-23
1981	H	W	7-3
1982	A	L	10-20
1983	H	W	14-10
1984	A	W	31-26
1985	H	W	16-10
1986	A	L	38-45

1987	A	L	26-31
1988	H	L	18-34
1989	H	L	14-30
1990	A	W	16-12
1991	A	W	22-9
1992	H	W	17-14
1993	A	L	23-30
1994	H	T	17-17
1995	H	W	30-28
1996	A	L	(3OT) 23-30
1997	H	L	(2OT) 31-34
1998	A	W	41-0
1999	H	L	42-52
2000	A	L	15-45
2001	H	W	21-14
2002	A	W	31-26

IOWA



Series Record: Iowa leads 2-0
Oxford: Iowa leads 1-0
At Iowa City: Iowa leads 1-0
Most Miami points: 24 (24-29) in 2002
Most Iowa points: 44 (44-19) in 2001
Combined points: 63 (Iowa, 44-19) in 2001
Biggest Miami win: —
Biggest Iowa win: 25 (44-19) in 2001
Hoeggner vs. Iowa: 0-2

2001	A	L	19-44
2002	H	L	24-29

KENT STATE



Series Record: Miami leads 40-10
At Oxford: Miami leads 21-4
At Kent: Miami leads 18-6
At neutral sites: Miami leads 1-0
Most Miami points: 64 (64-6) in 1996
Most KSU points: 26 (62-26) in 1997
Combined points: 88 (Miami, 62-26) in 1997
Biggest Miami win: 58 (64-6) in 1996
Biggest KSU Win: 11 (13-24) in 1965 and (10-21) in 1972
Hoeggner vs. KSU: 3-1

1942	H	W	53-7
1947	N	W	35-7
1955	A	W	19-7
1956	H	W	14-0
1957	A	W	27-14
1958	H	W	35-0
1959	A	L	6-14
1960	H	L	19-22
1961	A	W	21-0
1962	H	W	23-14
1963	A	W	30-8
1964	H	W	17-14
1965	A	L	13-24
1966	H	W	7-0
1967	A	W	21-7
1968	H	W	24-0
1969	A	L	14-17
1970	H	W	10-8
1971	A	W	30-0
1972	H	L	10-21
1973	A	W	20-10
1974	H	W	19-17
1975	A	W	27-8
1976	H	L	17-24
1977	A	W	25-0
1978	H	W	38-13
1979	A	W	35-8
1980	H	W	49-14
1981	H	W	20-13

1982	A	W	20-0
1983	H	W	27-7
1984	A	W	19-3
1985	H	W	52-24
1986	A	L	23-24
1987	A	L	10-14
1988	H	L	11-17
1989	A	W	15-13
1990	H	W	31-10
1991	A	W	20-9
1992	H	W	31-14
1993	A	W	23-14
1994	H	W	24-14
1995	A	W	39-0
1996	H	W	64-6
1997	A	W	62-26
1998	H	W	56-0
1999	A	W	17-10
2000	H	W	45-14
2001	A	L	20-24
2002	H	W	27-20

MARSHALL



Series Record: Miami leads 29-9-1
At Oxford: Miami leads 15-4-1
At Huntington: Miami leads 14-5
Most Miami points: 66 (66-6) in 1971
Most Marshall points: 51 (51-31) in 2000
Combined points: 82 (Marshall, 51-31) in 2000
Biggest Miami win: 60 (66-6) in 1971
Biggest Marshall win: 41 (0-41) in 1938
Hoeggner vs. Marshall: 0-4

1905	A	W	35-0
1933	H	W	42-14
1934	A	W	7-0
1935	H	W	20-13
1936	A	W	14-7
1937	H	L	0-7
1938	A	L	0-41
1939	H	L	0-21
1948	H	W	38-6
1953	A	W	48-6
1954	H	W	46-0
1955	A	W	46-7
1956	H	W	21-14
1957	H	W	25-13
1958	A	W	26-0
1963	H	T	14-14
1964	A	W	21-0
1965	H	W	28-7
1966	A	W	12-0
1967	H	W	48-6
1968	A	W	46-0
1969	H	W	35-7
1970	A	W	19-12
1971	H	W	66-6
1972	A	W	22-7
1973	H	W	31-6
1974	A	W	42-0
1975	H	W	50-0
1976	A	L	16-21
1977	H	W	29-19
1978	A	W	29-3
1979	A	W	38-0
1980	H	W	34-6
1997	H	W	45-21
1998	A	L	17-31
1999	H	L	14-32
2000	A	L	31-51
2001	H	L	21-27
2002	A	L	34-36

SCORES VS. 2003 OPPONENTS

NORTHWESTERN



Series Record: Miami leads 5-1

At Oxford: —

At Evanston: Miami leads 5-1

Most Miami points: 30 (30-28) in 1995

Most Northwestern points: 37 (6-37) in 1963

Combined points: 58 (30-28) in 1995

Biggest Miami win: 25 (28-3) in 1999

Biggest Northwestern win: 31 (37-6) in 1963

Hoepfner vs. Northwestern: 1-0

1955.....	A.....	W.....	25-14
1963.....	A.....	L.....	6-37
1964.....	A.....	W.....	28-27
1982.....	A.....	W.....	27-14
1995.....	A.....	W.....	30-28
1999.....	A.....	W.....	28-3

OHIO



Series Record: Miami leads 48-29-2

At Oxford: Miami leads 29-10-2

At Athens: Tied 19-19

Most Miami points: 46 (46-13) in 1954

Most Ohio points: 40 (28-40) in 1999

Combined points: 68 (28-40) in 1999

Biggest Miami win: 45 (45-0) in 1909

Biggest Ohio win: 27 (27-0) in 1940

Hoepfner vs. Ohio: 3-1

1908.....	A.....	W.....	5-0
1909.....	H.....	W.....	45-0
1912.....	H.....	W.....	18-6
1913.....	H.....	W.....	44-6
1914.....	A.....	L.....	0-6
1915.....	H.....	W.....	13-7
1928.....	H.....	W.....	20-13
1929.....	A.....	L.....	0-14
1930.....	H.....	L.....	6-27
1931.....	A.....	L.....	0-13
1932.....	H.....	W.....	16-0
1933.....	A.....	L.....	0-6
1934.....	H.....	W.....	7-0
1935.....	A.....	L.....	0-20
1936.....	H.....	W.....	3-0
1937.....	A.....	L.....	0-19
1938.....	H.....	L.....	12-20
1939.....	A.....	L.....	7-20
1940.....	H.....	L.....	0-27
1941.....	A.....	L.....	0-26
1942.....	H.....	L.....	13-39
1945.....	H.....	W.....	34-0
1946.....	A.....	W.....	23-14
1947.....	H.....	W.....	21-0
1948.....	A.....	W.....	21-0
1949.....	H.....	W.....	26-0
1950.....	A.....	W.....	28-20
1951.....	H.....	W.....	7-0
1952.....	A.....	W.....	20-0
1953.....	H.....	T.....	7-7
1954.....	A.....	W.....	46-13
1955.....	H.....	W.....	34-7
1956.....	A.....	W.....	16-7
1957.....	H.....	W.....	26-0
1958.....	A.....	W.....	14-10
1959.....	H.....	W.....	24-0
1960.....	A.....	L.....	0-21
1961.....	H.....	L.....	18-28
1962.....	A.....	L.....	6-12
1963.....	H.....	L.....	10-13
1964.....	A.....	L.....	7-10
1965.....	H.....	W.....	34-0
1966.....	A.....	W.....	33-13
1967.....	H.....	W.....	22-15

1968.....	A.....	L.....	7-24
1969.....	H.....	W.....	24-21
1970.....	A.....	L.....	22-23
1971.....	H.....	L.....	0-3
1972.....	A.....	W.....	31-7
1973.....	H.....	W.....	10-6
1974.....	A.....	W.....	31-3
1975.....	H.....	W.....	17-9
1976.....	A.....	L.....	14-28
1977.....	H.....	W.....	28-24
1978.....	A.....	W.....	31-16
1979.....	H.....	L.....	7-9
1980.....	A.....	L.....	7-17
1981.....	H.....	W.....	40-14
1982.....	A.....	L.....	0-20
1983.....	H.....	L.....	14-17
1984.....	A.....	L.....	19-24
1985.....	H.....	W.....	29-22
1986.....	A.....	W.....	34-14
1987.....	H.....	W.....	10-9
1988.....	A.....	L.....	21-38
1989.....	H.....	T.....	22-22
1990.....	A.....	W.....	40-18
1991.....	H.....	W.....	34-0
1992.....	A.....	W.....	23-21
1993.....	H.....	L.....	20-22
1994.....	A.....	W.....	31-10
1995.....	A.....	W.....	30-2
1996.....	H.....	W.....	24-8
1997.....	A.....	W.....	45-21
1998.....	H.....	W.....	35-21
1999.....	A.....	L.....	28-40
2000.....	H.....	W.....	27-24
2001.....	A.....	W.....	36-24
2002.....	H.....	W.....	38-20



**TERNA
NANDE**

TRAVEL PLANS

Iowa — August 30

The RedHawks depart Oxford via team charter on Friday, Aug. 29. Miami will headquarter at the Clarion Hotel, 525 33rd Ave. SW, Cedar Rapids, IA 52404 (319-366-8671). The team returns to Oxford immediately following the game.

Northwestern — Sept. 13

The RedHawks depart Oxford by bus on Friday, Sept. 12. Miami will headquarter at the Double Tree - North Shore, 9599 Skokie Blvd., Skokie IL 60077 (847-679-7000). The team returns to Oxford immediately following the game.

Colorado State — Sept. 20

The RedHawks depart Oxford via team charter on Friday, Sept. 19. Miami will headquarter at the Ramada Inn - Fort Collins, 3836 E. Mulberry St., Fort Collins, CO (970-484-4660). The team returns to Oxford immediately following the game.

Ball State — Oct. 18

The RedHawks depart Oxford by charter bus on Friday, Oct. 17. Miami will headquarter at the Holiday Inn - Anderson, 5920 S. Scatterfield Rd., Anderson, IN (765-644-2581). The team returns to Oxford immediately following the game.

Kent State — Oct. 25

The RedHawks depart Oxford by charter bus on Thursday, Oct. 24. Miami will headquarter at the Hilton - Akron/Fairlawn, 3180 West Market St., Akron, OH (330-867-5000). The team returns to Oxford immediately following the game.

Ohio — Nov. 22

The RedHawks depart Oxford by charter bus on Friday, Oct. 21. Miami will headquarter at the Holiday Inn - Parkersburg, US 50 and Interstate 77, Parkersburg, WV (304-485-6200). The team returns to Oxford immediately following the game.

UCF — Nov. 28

The RedHawks depart Oxford via team charter on Tuesday, Nov. 25. Miami will headquarter at the Hotel Orlando North, 600 North Lake Destiny Dr., Maitland, FL 32751 (407-660-9000). The team returns to Oxford immediately following the game.