

MIAMI UNIVERSITY ATHLETIC MEDIA RELATIONS

Mike Pearson, Director
Angie Renninger, Assoc. Director
Jim Stephan, Asst. Director
Mike Roth, Asst. Director
Jeff Symonds, Asst. Director

MU  .COM



230 Millett Hall • Oxford, OH 45056 • Phone: 513-529-6239

Fax: 513-529-6729 • Email: RENNINAL@muohio.edu

2008-09 SCHEDULE

Times are listed as Eastern Time and subject to change

NOVEMBER

8 SAGINAW VALLEY STATE (EXH.) .. W, 66-54
12 vs. Weber State# W, 70-66
13 vs. No. 4 UCLA# L, 59-64
17 at No. 5/6 Pittsburgh L, 53-82
24 at Wright State W, 55-37
29 at No. 16/20 Xavier L, 53-60

DECEMBER

3 at Temple W, 68-52
6 NORTHWESTERN STATE W, 94-66
11 MILWAUKEE W, 69-45
13 VALPARAISO (DH) W, 62-50
20 at West Virginia L, 46-82
30 at Northwestern State W, 69-68

JANUARY

6 at Dayton 7 p.m.
10 AKRON* (DH) 4 p.m.
14 OHIO* 7 p.m.
17 at Kent State* 7 p.m.
20 at Bowling Green* 7 p.m.
24 BUFFALO* (DH) 4 p.m.
28 NORTHERN ILLINOIS* 7 p.m.
31 at Eastern Michigan* 2 p.m.

FEBRUARY

4 BALL STATE* 7 p.m.
7 at Toledo* 7 p.m.
10 at Central Michigan* 7 p.m.
14 WESTERN MICHIGAN* (DH) 7 p.m.
18 at Akron* 7 p.m.
20/21 at ESPNU BracketBuster TBA
26 at Ohio* 7 p.m.

MARCH

1 KENT STATE* 2 p.m.
5 BOWLING GREEN* 7 p.m.
8 at Buffalo* 2 p.m.

Mid-American Conference Tournament

(Quicken Loans Arena—Cleveland, OH)

10 First Round TBA
12 Quarterfinals TBA
13 Semifinals TBA
14 Championship TBA

*Denotes Mid-American Conference Game

2K Sports Classic Benefiting Coaches vs. Cancer
Los Angeles, Calif.

HOME GAMES IN BOLD CAPS

Miami Athletic Media Relations

Phone 513-529-4327
FAX 513-529-6729
Renninger's Phone 513-529-6239
Renninger's Cell 513-330-0810
Renninger's E-mail
.....RENNINAL@muohio.edu

2008-09 REDHAWK MEN'S BASKETBALL (7-4; 0-0 MAC)

MIAMI UNIVERSITY BASKETBALL

Jan. 6 at Dayton (13-1), 7 p.m.
UD Arena • Dayton, Ohio • WHIO

MATCH-UP AT A GLANCE:

Arena UD Arena (13,266)
Tipoff 7 p.m. (ET)
Radio Miami Sports Network Affiliates (Pregame starts at 6:30 p.m.)
Television WHIO (Dayton)
Cybercast www.MUredHawks.com
Series Record/Streak Miami Trails, 60-65; L-2



PROBABLE STARTERS

MIAMI PROBABLE STARTERS

No.	Name	Pos.	Ht.	Wt.	Yr.	Hometown	PPG	RPG	MIN
5	Carl Richburg	G	5-9	183	Sr.	Mason, OH	2.8	0.9	10.8
21	Eric Pollitz	G	6-5	204	Sr.	Ottawa, OH	5.4	2.5*	24.8
41	Adam Fletcher	C	6-8	226	Jr.	St. Albans, WV	2.6	2.5	21.2
24	Michael Bramos	F	6-5	225	Sr.	Harper Woods, MI	19.0	4.0	32.9
2	Tyler Dierkers	F/C	6-8	220	Sr.	Cincinnati, OH	8.5	7.1	35.9

Off The Bench

1	Rodney Haddix II	G	6-3	216	So.	Georgetown, KY	4.3	1.2	7.0
4	Julian Mavunga	F	6-8	252	Fr.	Indianapolis, IN	2.4	2.0	9.6
10	Isiah Carson	G	6-1	223	Sr.	Springfield, OH	1.2	0.8	4.4
11	Sean Mock	F	6-6	200	So.	Oxford, OH	0.3	0.0	1.5
12	Kramer Soderberg	G	6-0	172	Fr.	St. Charles, MO	2.2	0.5	9.1
14	Kenny Hayes	G	6-2	183	Sr.	Dayton, OH			out due to injury
20	Nick Winbush	F	6-7	213	So.	Shaker Heights, OH	5.1	2.7	14.3
35	Antonio Ballard	G/F	6-4	197	So.	Jeffersonville, IN			out due to injury
40	Adam Thomas	F	6-7	210	Fr.	Springboro, OH	0.7	0.0	1.7
55	Vince Legarza	C/F	6-9	265	Fr.	San Francisco, CA	—	—	—

*denotes assists per game

STORYLINES

1. REDHAWKS TRAVEL TO DAYTON TO FACE FLYERS ON TUESDAY: Rounding out a three-game road stretch, Miami makes a trip to local rival Dayton for a 7 p.m. game on Tuesday, Jan. 6. The game will be televised locally on WHIO. Dayton has won its last five and enters the game with a 13-1 mark. Miami is coming off a 69-68 win at Northwestern State and has won five of its last six.

2. UP IN THE RANKINGS: As of Jan. 4, Miami was 12th in the RPI according to CollegerPI.com. The RedHawks also had the No. 11 strength of schedule.

3. NEW LEADERS: For the first time this season, Miami was led in scoring by someone other than Michael Bramos or Kenny Hayes. Senior guard **Eric Pollitz** and sophomore guard **Rodney Haddix II** came up with key performances to spur Miami to a 69-68 win at Northwestern State, both recording career highs of 16 points.

4. SECOND-HALF SURGE: Behind its best shooting effort in a half this season, Miami pulled out a 69-68 win at Northwestern State on Dec. 30. The RedHawks shot 62.5 percent from the field (15-of-24) en route to 40 second-half points.



GAMEDAY CENTRAL

Miami	vs.	Dayton
Oxford, Ohio.....	Location	Dayton, Ohio
15,766.....	Enrollment	7,600
Mid-American (East).....	Conference	Atlantic 10
Millett Hall (6,400).....	Arena	UD Arena (13,266)
Charlie Coles (Miami '65).....	Head Coach	Brian Gregory (Oakland '90)
13th Season.....	Years at School	6th Season
214-159.....	Record at School	111-61
306-243 (19th Season).....	Overall Record	111-61 (6th Season)
17-16.....	2007-08 Record	23-11
9-7 (t-3rd, East).....	2007-08 Conference Record	8-8 (t-7th)
CBI First Round.....	2007-08 Postseason	NIT Quarterfinals
4/2.....	Starters Returning/Lost	3/2
10/3.....	Lettermen Returning/Lost	10/4

ABOUT DAYTON: The Flyers enter Tuesday's game with an impressive 13-1 mark and having won their last five games. Dayton is 9-0 at home this season. Two Flyers are averaging double figures in scoring, led by Chris Wright with 12.1 ppg. Marcus Johnson follows, averaging 11.7 ppg. As a team, Dayton has been outscoring opponents by 12.6 ppg and outrebounding teams by a 7.4 rpg margin. Wright leads the team on the boards, averaging 6.6 ppg. Chris Johnson follows, averaging 5.8 rpg. The Flyers are averaging 7.1 steals per game. London Warren owns a team-most 24 steals. Warren also paces the team in assists with 3.9 per game. Like Miami, who is facing its third Atlantic 10 team, Dayton is squaring off against its third Mid-American Conference foe. Miami suffered a 60-53 loss at Xavier while posting a 68-52 win at Temple. Dayton topped Akron at home 54-50 and won at Toledo on Friday, 77-63.

THE SERIES WITH THE FLYERS: Dayton leads the all-time series 65-60. The Flyers have won the last two meetings but has done so by a combined three points. Last season, Dayton pulled out a 63-62 win in Oxford. The previous season, the Flyers captured a 56-54 win at UD Arena. Dayton holds a 36-26 advantage when playing on its home floor. Miami's last win in the series was on Nov. 21, 2005, in Oxford, 58-42. The RedHawks have lost the last four times they have visited UD Arena with their last win there coming in double overtime on Nov. 22, 1997, 93-86.

UP NEXT: The RedHawks return home to host their first two Mid-American Conference games, entertaining Akron on Jan. 10 and Ohio on Jan. 14.

RedHawks On The Airwaves

MIAMI ISP SPORTS NETWORK

In its second year of its partnership with ISP Sports Marketing, the Miami ISP Sports Network continues its coverage of Miami men's basketball with a group of affiliates blanketing most of Southwest Ohio and Southeast Indiana. "The Voice of the RedHawks" **Steve Baker** delivers the play-by-play coverage, while **Joe Barry** provides color commentary and **Tim Bray** gives sideline reports. Tune in to one of Miami's game-day affiliates: **WMOH-AM 1450 (Hamilton, OH)**, **WPFB-FM 105.9 (Middletown, OH)**, **WFMG-FM 101.3 (Richmond, IN)**, **WONE-AM 980 (Dayton, OH)**.

TELEVISION COVERAGE

Tuesday's game will be aired on Dayton's WHIO-TV. Mike Hartssock and Derrick Dukes will call the game.

COLES REACHES 300; CLOSING IN ON MIAMI ALL-TIME WIN MARK: Miami head coach **Charlie Coles** earned his 300th career win with a 70-66 triumph over Weber State on Nov. 12. In his 19th season as a head coach, Coles owns a 306-243 record. **Coles boasts a 214-159 mark at the helm of the Miami program and is three wins away from breaking the all-time win mark.** Coles owns the third-most wins of any coach in Mid-American Conference history and is second all-time in league wins. He needs 12 MAC wins to break the league record for career conference wins.

REDHAWKS HIT DECEMBER WIN MARK: Miami posted a 5-1 record in December, which is the most wins during December under head coach Charlie Coles. Four was the previous high under Coles, which each of his first three teams achieved.

ROAD WARRIORS: Miami has had its road stamina tested this season, playing its first six games on the road. Miami logged approximately 6,270 round-trip miles in games played through Dec. 3. After completing a three-game homestand, Miami is amidst another three-game, non-conference road stretch between Dec. 20 and Jan. 6. Miami will trek another 2,600 round-trip miles during that stretch, giving the RedHawks a grand total of approximately 8,870 round-trip miles during non-conference play.

TALE OF THE TAPE

MIAMI

DAYTON

7-4.....	Overall Record.....	13-1
—.....	League Record.....	—
.425.....	Field Goal Percentage.....	.419
.429.....	Three-Point Field Goal Percentage.....	.300
7.2.....	Three-Point Field Goals Made.....	5.7
.703.....	Free Throw Percentage.....	.683
.431.....	Opponent Field Goal Percentage.....	.352
.307.....	Opponent Three-Point Field Goal Percentage.....	.302
32.5.....	Rebound Average.....	40.7
+0.3.....	Rebound Margin.....	+7.4
1.00.....	Assist/Turnover Ratio.....	1.00
63.5.....	Points per Game.....	68.9
61.1.....	Points Allowed per Game.....	56.3

**ESPN/USA Today Coaches
(Dec. 29)**

1. North Carolina.....	12-0
2. Connecticut.....	11-0
3. Pittsburgh.....	12-0
4. Oklahoma.....	12-0
5. Duke.....	10-1
6. Wake Forest.....	11-0
7. Texas.....	10-2
8. Georgetown.....	9-1
9. UCLA.....	10-2
10. Notre Dame.....	9-2
11. Purdue.....	11-2
11. Syracuse.....	12-1
13. Villanova.....	11-1
14. Arizona State.....	10-1
15. Michigan State.....	9-2
16. Clemson.....	12-0
17. Gonzaga.....	8-3
18. Louisville.....	8-2
18. Tennessee.....	8-2
20. Baylor.....	10-1
21. Minnesota.....	12-0
22. Xavier.....	9-2
23. Ohio State.....	9-1
24. Michigan.....	9-2
25. Marquette.....	11-2

Others Receiving Votes: Brigham Young 43, West Virginia 41, Butler 37, Memphis 33, Dayton 32, Saint Mary's 26, Davidson 12, Arizona 10, Missouri 9, Illinois 8, Illinois State 6, Stanford 6, Florida 5, LSU 4, Texas A&M 3, Florida State 2, Utah State 1.

**Associated Press
(Dec. 29)**

1. North Carolina.....	12-0
2. Connecticut.....	11-0
3. Pittsburgh.....	12-0
4. Oklahoma.....	12-0
5. Duke.....	10-1
6. Wake Forest.....	11-0
7. Notre Dame.....	9-2
8. Texas.....	10-2
9. Purdue.....	11-2
10. Michigan State.....	9-2
11. Georgetown.....	9-1
12. UCLA.....	10-2
13. Syracuse.....	12-1
14. Tennessee.....	8-2
15. Villanova.....	11-1
16. Gonzaga.....	8-3
17. Arizona State.....	10-1
18. Louisville.....	8-2
19. Baylor.....	10-1
20. Clemson.....	12-0
21. Minnesota.....	12-0
22. Xavier.....	9-2
23. Michigan.....	9-2
24. Ohio State.....	9-1
25. Butler.....	10-1

Others Receiving Votes: West Virginia 100, Marquette 79, Illinois 64, Davidson 50, Memphis 43, Saint Mary's 30, Texas A&M 21, Stanford 17, Brigham Young 13, Florida 12, Maryland 12, Dayton 11, Florida State 10, Arizona 7, Miami (FL) 6, Illinois State 2, Creighton 2, George Mason 1, Missouri 1.

Miami 2008-09 opponents in Bold

REDHAWKS TRAVEL TO DAYTON TO FACE FLYERS ON TUESDAY: Rounding out a three-game road stretch, Miami makes a trip to local rival Dayton for a 7 p.m. game on Tuesday, Jan. 6. The game will be televised locally on WHIO. Dayton has won its last five and enters the game with a 13-1 mark. Miami is coming off a 69-68 win at Northwestern State and has won five of its last six.

NATIONAL NUMBERS: In the latest release of the NCAA statistical rankings (Dec. 21), senior forward **Michael Bramos** ranked among nation's top 45 in several categories and continued to rank among the top 15 on two lists. **Bramos ranks 11th in 3-point field goal percentage (.500) and 14th in 3-pointers per game (3.6).** Bramos also ranks 41st in scoring, averaging 19.6 ppg. **As a team, the RedHawks boast a seventh-place ranking in 3-point field goal percentage (.422).**

UP IN THE RANKINGS: As of Jan. 4, Miami was 12th in the RPI according to CollegeRPI.com. The RedHawks also had the No. 11 strength of schedule.

NEW LEADERS: For the first time this season, Miami was led in scoring by someone other than senior forward Michael Bramos or senior guard Kenny Hayes. And the timing could not have been more perfect for each to have career nights. Senior guard **Eric Pollitz** and sophomore guard **Rodney Haddix II** came up with key performances to spur Miami to a 69-68 win at Northwestern State, both recording career highs of 16 points. Haddix came off the bench to play nine minutes to round out the first half. He scored 11 points to keep Miami within striking distance with a 10-point deficit heading into the half. Haddix started the second half and Pollitz returned to the lineup to start the second half after sitting out the last nine minutes of the first half with two fouls. Pollitz scored 12 second-half points to spark the RedHawks. Each scored five points over the opening minutes to lift Miami to a lead it would hold onto for the rest of the game.

SECOND-HALF SURGE: Behind its best shooting effort in a half this season, Miami pulled out a 69-68 win at Northwestern State on Dec. 30. The RedHawks shot 62.5 percent from the field (15-of-24) en route to 40 second-half points. The 40 points tie for the second-most points in a half scored by the RedHawks this season. Miami had 40 second-half points at Temple and 59 points in the second half against Northwestern State on Dec. 6. Miami used a 16-2 scoring flurry early in the second half against the Demons to capture a lead by the 14:32 mark that it would not relinquish.

TO THE POINT: With senior guard **Kenny Hayes** out indefinitely with an injury to his right wrist, Miami has filled the position by committee. In Hayes' absence, senior guard **Carl Richburg** has earned three starts (Dec. 11, Dec. 20, Dec. 30), while freshman guard **Kramer Soderberg** has come off the bench to provide the RedHawks with valuable minutes. Additionally, senior guard **Eric Pollitz** also has assumed some point guard duties. He started the second half at Northwestern State (Dec. 30) at the point guard position and scored 12 second-half points. This is not unfamiliar territory for Pollitz, who also shared point guard duties during the 2006-07 season when Miami made its last NCAA Tournament appearance.

DOUBLE-DIGIT DIERKERS: Senior forward/center **Tyler Dierkers** has been picking up the pace on the glass. Dierkers has been in double figures for rebounding in two of Miami's last three games, hauling in 11 boards against Northwestern State (Dec. 6), 10 rebounds against UW-Milwaukee (Dec. 11) and chipping in eight against Valparaiso (Dec. 13) and nine at Northwestern State (Dec. 30). For the season, Dierkers leads the RedHawks and ranks fourth in the MAC in rebounding, averaging 7.1 rpg.

POLLITZ MAKING HIS MARK: Senior guard **Eric Pollitz** has started Miami's last eight games, playing an average of 26.6 minutes per game. During that stretch, Pollitz is averaging 6.4 ppg, 3.0 apg and 3.8 rpg. He had one of his strongest all-around performances of the season against Valparaiso on Dec. 13, amassing 11 points, four rebounds, two assists and no turnovers in 29 minutes of action. He led all RedHawks with seven rebounds at West Virginia on Dec. 20 and set a career high with 16 points at Northwestern State (Dec. 30) while also handing out four assists.

TRIPLE THREAT: Senior forward **Michael Bramos** has been knocking down 3-pointers at a torrid pace. For the season, Bramos is shooting 48.7 percent from 3-point range, draining 37-of-76 treys. Over Miami's four-game win streak, Bramos shot 68.4 percent from beyond the arc, nailing 26 of Miami's 39 treys during that stretch. While Bramos has been a 3-point machine over the past several games, it is senior guard **Kenny Hayes** who is leading Miami in 3-point field goal percentage this season, shooting 53.3 percent (16-of-30). As a team, Miami has hit a MAC-leading 42.2 percent from 3-point range for the season and 52.0 percent during its four-game win streak from Dec. 3-13.

THIRTY-SOMETHING: For the fifth time in his career, senior forward **Michael Bramos** reached the 30-point scoring plateau with 31 points against Northwestern State on Dec. 6. Bramos became just the seventh player in program history to record 30 or more points in a game five or more times in a career. He ties LeVern Benson and Dave Zeller for fifth on Miami's career 30-point game list. Wally Szczerbiak and Fred Foster each recorded nine 30-point scoring efforts during their careers, while Wayne Embry and Ron Harper achieved the feat 13 times apiece.

ROARING 20's: Senior guard **Kenny Hayes** and senior forward **Michael Bramos** have teamed up to score in the 20s a combined six times. In Miami's season opener against Weber State, Hayes scored a game-high 24 points, 17 of which came in the first half. At Wright State (Nov. 24), he led all scorers with 20 points, the seventh time he reached the mark during his Miami career. Bramos scored 22 points against No. 4 UCLA (Nov. 13). At Temple (Dec. 3), Bramos amassed 26 points, 21 coming in the second half. After posting 31 points against Northwestern State (Dec. 6), Bramos tossed in 26 points against UW-Milwaukee (Dec. 11) and 28 against Valparaiso (Dec. 13), marking the 19th 20-plus point scoring performance of his career.

ODDS 'N ENDS: Miami captured four of the first five Mid-American Conference East Division Player of the Week honors with **Michael Bramos** earning the weekly award on Nov. 17, Dec. 8 and Dec. 15 and senior guard **Kenny Hayes** garnering the award on Dec. 1... sophomore guard/forward **Antonio Ballard** suffered an injury to his right hand and is projected to be out for six weeks ... **Kenny Hayes** will have surgery on Jan. 7 on his right wrist for an injury sustained during the Dec. 6 game against Northwestern State ... he will be out indefinitely ... in his final year of eligibility, senior guard **Eric Pollitz** is currently pursuing a master's degree in sports studies ... Pollitz earned his bachelor's degree in sports studies from Miami University in May 2008 ... freshman guard **Kramer Soderberg** had his jersey No. 20 retired by St. Charles West High School on Dec. 22 ... Soderberg scored 2,490 career points, 19th most in state history, and is just the second player in school history to have his jersey retired, joining former Kansas standout Ryan Robertson ... for the second time in two years, senior forward/center **Tyler Dierkers** had flirted with becoming just the second player in program history to record a triple double ... Dierkers had 10 points, nine rebounds and eight assists at Northwestern State on Dec. 30 ... against Mississippi State last season, Dierkers had 10 assists, nine rebounds and seven points.

MAC NUMBERS: As a team, Miami ranks among the top three Mid-American Conference statistical leaders in six categories in games played through Jan. 3, while two individuals have combined to place their names among league leaders in numerous statistical category. **Miami leads the MAC in 3-point field goal percentage (.429) and rebounding defense (32.2)**, while ranking second in scoring defense (61.1), 3-point field goals (7.18) and 3-point field goal percentage defense (.307). The RedHawks rank third in free-throw percentage (.703).

Michael Bramos: 3-point field goals (1st, 3.36 per game); scoring (2nd, 19.0 ppg); 3-point field-goal percentage (2nd, .487); free-throw percentage (4th, .816); blocked shots (4th, 1.09 per game); minutes played (6th, 32.91).

Tyler Dierkers: Free-throw percentage (3rd, .828); rebounding (4th, 7.1 rpg); defensive rebounds (4th, 4.45 rpg); offensive rebounds (6th, 2.64 rpg); field goal percentage (t-11th, .467); steals (12th, 1.55 spg); minutes played (1st, 35.91).

CAREER NIGHT FOR FLETCHER: A native of St. Albans, W. Va., and playing the first game in his home state since joining the RedHawk program, junior center **Adam Fletcher** had a solid outing at West Virginia on Dec. 20. Fletcher scored six of Miami's first 10 points. He tied a career high of eight points and played a then-career-high 31 minutes. In the following game at Northwestern State (Dec. 30), Fletcher again set a career-high for minutes played with 38 against the Demons.

2008-09 MIAMI HONOR ROLL:
MAC East Division Player of the Week
Michael Bramos (Dec. 15)
Michael Bramos (Dec. 8)
Kenny Hayes (Dec. 1)
Michael Bramos (Nov. 17)

MIAMI BY THE NUMBERS

- 1240 All-Time Miami wins
- 1187 Michael Bramos' career points
- 562 Miami's MAC wins
- 549 Career games coached by Charlie Coles
- 373 Games at Miami Charlie Coles has coached
- 306 Career wins for Charlie Coles
- 214 Wins at Miami for Charlie Coles
- 183 Career MAC wins for Charlie Coles, which ranks second on the MAC's career league win list.
- 7 Number of 3-pointers Kenny Hayes attempted and hit against Weber State to tie a Miami single-game 3-point field goal percentage record.
- 6 Number of seniors on Miami's roster
- 5 Number of 30-point games by Michael Bramos during his Miami career.
- 3 Wins needed for Charlie Coles to become Miami's all-time winningest coach.

MIAMI REACHES 550: With a 74-64 win at Eastern Michigan on Feb. 7, 2007, Miami earned its 550th Mid-American Conference win. Coincidentally, Miami became the first MAC school to 500 wins with a 73-58 win at Eastern Michigan on Jan. 29, 2003. Entering their 62nd year in the MAC, the RedHawks hold a 562-322 record in conference play and boast a league-best .636 winning percentage. The next closest school in the win column is Ohio University, which owns a 497-396 record over 62 years in the MAC. Miami also owns 21 regular-season MAC crowns, more than twice the number of any other league school.

All-Time MAC Only Records

No.	Team	Record	Pct.
1.	MIAMI	562-322	.636
2.	Toledo	478-371	.563
3.	Ohio	497-396	.557
4.	Ball State	310-256	.547
5.	Bowling Green	433-394	.524
6.	Akron	130-154	.458
7.	Western Michigan	403-475	.459
8.	Kent State	383-465	.452
9.	Eastern Michigan	250-326	.434
10.	Northern Illinois	162-225	.419
11.	Central Michigan	235-372	.387
12.	Buffalo	52-124	.295

Points

1. 2,377 Ron Harper, 1983-86
 2. 1,847 Wally Szczerbiak, 1996-99
 3. 1,828 Devin Davis, 1994-97
 4. 1,679 Eric Newsome, 1984-88
 5. 1,644 Damon Frierson, 1996-99
 6. 1,493 Landon Hackim, 1993-96
 7. 1,490 Archie Aldridge, 1976-78
 8. 1,459 Juby Johnson, 2001-04
 9. 1,411 Tim Pollitz, 2005-08
 10. 1,410 David Scott, 1989-92
- 1,187 Michael Bramos, 2006-pres.**

3-Point Field Goals

1. 277 Landon Hackim, 1993-96
2. 204 Wally Szczerbiak, 1996-99
3. 203 Craig Michaelis, 1990-93
4. 177 Matt Kramer, 1990-93
5. **164 Michael Bramos, 2006-pres.**
6. 160 Juby Johnson, 2001-04
7. 152 Jason Grunkemeyer, 1998-01
8. 148 Tim Stewart, 1987-90
9. 146 Josh Hausfeld, 2003-06
10. 133 David Scott, 1989-92

3-Point Field Goal Attempts

1. 661 Landon Hackim, 1993-96
2. 486 Juby Johnson, 2001-04
3. 473 Wally Szczerbiak, 1996-99
4. 472 Craig Michaelis, 1990-93
5. 437 Matt Kramer, 1990-93
6. **426 Michael Bramos, 2006-pres.**
7. 400 Josh Hausfeld, 2003-06
8. 366 Damon Frierson, 1996-99
9. 356 Jason Grunkemeyer, 1998-01
10. 353 Tim Stewart, 1987-90

3-Point Field Goal Pct. (Min. 100 att.)

1. .431 W. Szczerbiak (204-473), 1996-99
2. .430 C. Michaelis (203-472), 1990-93
3. .419 L. Hackim (277-661), 1993-96
4. .419 Tim Stewart (148-353), 1987-90
5. .418 J. Grunkemeyer (125-299), 1998-01
6. .405 Matt Kramer (177-437), 1990-93
7. .401 David Scott (133-332), 1989-92
8. **.385 Michael Bramos (164-426), 2006-pres.**
9. .383 W. Hatcher (116-303), 2003-06
10. .377 J. Mahaffey (63-167), 1992-95

Free Throw Percentage (Min. 175 att.)

1. .842 E. Newsome (441-524), 1984-88
2. .820 Alex Shorts (237-289), 2001-2002
3. **.819 M. Bramos (263-321), 2006-pres.**
4. .819 Gerry Sears (145-177), 1969-71
5. .817 Damon Frierson (450-551), 1996-99
6. .809 W. Szczerbiak (301-372), 1996-99
7. .805 J. Willoughby (149-185), 1981-84
8. .804 Tim Stewart (111-138), 1987-90
9. .802 J. Grunkemeyer (138-172), 1998-01
10. .802 Charlie Coles (178-222), 1963-65

Blocked Shots

1. 173 Ron Harper, 1983-86
2. 144 Jim Paul, 1988-91
3. **109 Michael Bramos, 2006-pres.**
4. 109 Kevin Beard, 1993-96
5. 79 Wally Szczerbiak, 1996-99
6. 77 Mike Williams, 1992-93
7. 74 Devin Davis, 1994-97
8. 71 Danny Horace, 2002-05
9. 70 Jamie Mahaffey, 1992-95
10. 69 Nathan Peavy, 2004-2007

Steals

1. 287 Ron Harper, 1983-86
 2. 175 Damon Frierson, 1996-99
 3. 171 Jamie Mahaffey, 1992-95
 4. 171 Derrick Cross, 1992-95
 5. 157 Chet Mason, 2002-05
 6. 149 Scott Belyeu, 1990-93
 7. 148 Eddie Schilling, 1985-88
 8. 136 Devin Davis, 1994-97
 9. 123 Landon Hackim, 1993-96
 10. 122 Rob Mestas, 1995-00
- 104 Michael Bramos, 2006-pres.**

WINBUSH UPS SCORING OUTPUT IN LAST FIVE: Over Miami's last six games, sophomore forward **Nick Winbush** has been one of Miami's strongest scoring contributors off the bench, averaging 7.2 ppg during that stretch. At West Virginia, Winbush knocked down a career-high 11 points, going 4-for-6 from the floor, including 2-for-4 from 3-point range.

FRESHMEN MAKE EARLY CONTRIBUTIONS: Two of Miami's three true freshmen have seen action in all of Miami's games this season, making early contributions. Forward **Julian Mavunga** was the first to see game action, coming off the bench in the first half against Weber State on Nov. 12. Mavunga recorded six points and played 11 minutes. Guard **Kramer Soderberg** entered the game in the second half against the Wildcats, nailing a quick long-range 2-point field goal and then driving to the bucket and tossing in a layup late in the game to give Miami its first lead since the start of the half. Mavunga is averaging 2.4 ppg and 2.0 rpg in an average of 9.6 minutes of action, while Soderberg averages 2.2 ppg in an average of 9.1 minutes per game this season.

BRAMOS BECOMES 33rd MIAMI PLAYER TO SURPASS 1,000 CAREER POINTS: Behind a 22-point effort against No. 4 UCLA on Nov. 13, senior forward **Michael Bramos** became the 33rd player in Miami men's basketball history to surpass 1,000 career points. Bramos needed just nine points to reach the benchmark entering the game. He owns 1,187 career points.

HAYES TIES SINGLE-GAME 3-POINT FIELD-GOAL PERCENTAGE RECORD: Sinking 7-of-7 3-pointers against Weber State, senior guard **Kenny Hayes** tied a single-game 3-point field-goal percentage record at Miami. (Craig Michaelis went 6-for-6 against Nebraska on Nov. 27, 1989.) Hayes' seventh trey of the game may have been the most critical as he nailed the go-ahead 3-pointer with 1.7 seconds remaining in the game. His seven treys against the Wildcats also ties for fifth on Miami's single-game list.

BIG 33: Four current RedHawks share Miami's single-season record for games played (33) with seven other individuals. Senior forward **Michael Bramos** and senior center/forward **Tyler Dierkers** played in all 33 games in 2006-07, while senior guard **Kenny Hayes** and senior guard/forward **Eric Pollitz** played in all 33 games last season.

THEY ARE MIAMI THROUGH AND THROUGH: All four of the RedHawks' coaches hold degrees from Miami University: Head Coach **Charlie Coles** earned a bachelor's degree in physical education in 1965, associate head coach **Jermaine Henderson** earned a bachelor's degree in physical education in 1997, assistant coach **Ryan Pedon** earned a master's degree in sport organization in 2002, while assistant coach **Jason Grunkemeyer** earned a bachelor's degree in physical education in 2001. Additionally, second-year director of basketball operations **Jimmy Lallathin** is a 2003 Miami graduate.

A MIAMI WIN WOULD ...

- Up Miami's record to 8-4 on the season.
- Be Miami's first win at Dayton since Nov. 22, 1997.
- Be Dayton's first home loss of the season.

A MIAMI LOSS WOULD ...

- Drop Miami to 7-5 on the season.
- Be Dayton's third straight win in series with the RedHawks.
- Make Dayton 10-0 at home this season.

MIAMI UNIVERSITY, PLEASE

When referring to Miami, please use Miami University, Miami University (Ohio) or Miami (Ohio). Please do not use Miami of Ohio, University of Miami of Ohio, etc. The latter are not the proper names for our institution. Also, in 1997, the University began using its new nickname, the RedHawks. It is one word with a capital H. Thank you.

COLES HITS ANOTHER CAREER MILESTONE: With a 70-66 win against Weber State on Nov. 12, 2008, head coach Charlie Coles earned his 300th career win. In his 19th season as a head coach—all in the Mid-American Conference—Coles owns a 306-243 overall record. Between stints at Miami and Central Michigan, Coles owns a 183-127 career MAC record and is 11 league triumphs away from tying the all-time record of 194 by former Toledo head coach Bob Nichols. His 183 career league wins rank second all-time on the MAC charts. Behind a 64-57 win against Buffalo on Jan. 20, 2008, Coles earned his 200th Miami win. In his 13th year guiding the Miami program, Coles owns a 214-159 record. He is three wins away from breaking Darrell Hedric's Miami record of 216 wins.

COLES SURPASSES TWO COACHING MARKS: With a 72-62 win at Buffalo on Jan. 7, 2004, Miami head coach Charlie Coles surpassed long-time Miami head coach Darrell Hedric for third in wins at a MAC institution. Coles owns 306 triumphs over stints at Central Michigan and Miami. With a Jan. 14, 2004, win over Kent State, Coles surpassed his former coach, Dick Shrider, for second in coaching wins at Miami. Coles, who is in his 13th season as Miami's head coach, owns a 214-159 mark at the helm of the RedHawk program. Shrider posted a 126-96 record from 1957-66 (nine seasons).

FOR THE RECORD: Charlie Coles, who owns the third most overall wins of any coach in the history of the MAC, directed his first Miami squad to a 21-9 record, a MAC regular-season co-championship, the MAC Tournament title and the NCAA Tournament. He became just the second coach in school history to lead his team to the MAC title, 20 or more wins and the NCAA Tournament in his first season.

BIG NAMES: During his coaching tenure, Charlie Coles has produced three NBA standouts. In his Miami stint, he generated Cleveland Cavalier Wally Szczerbiak and coached seven-year NBA player, most-recently with the Los Angeles Lakers, Ira Newble, while mentoring Dan Majerle, formerly with the Phoenix Suns and Miami Heat, during his Central Michigan tenure.

COLES AS A PLAYER: Charlie Coles earned three letters at Miami under coach Dick Shrider from 1963-65. He earned second-team all-MAC honors as a junior and senior and was a member of Miami's MAC co-championship team in 1964-65. Coles averaged double figures in scoring all three seasons, including an 18.5 ppg average as a junior. He led Miami with a .503 field goal percentage that season (167-of-332). Coles, who was inducted into Miami's Athletic Hall of Fame in 1990, ranks 28th on Miami's career scoring list (1,096 points).

HOT SHOT HIGH SCHOOL PLAYER: A native of Yellow Springs, Ohio, Charlie Coles was the leading high school scorer in the state as a senior at Bryan High School, averaging 42.1 points per game, which is thought to be the second-highest single-season average in Ohio boys' basketball history. He scored 40 points or more 15 times in his senior year, including a school-record 55 points against Shawnee. His lowest output of the season was a 23-point performance. In the fall of 2000, Yellow Springs retired his jersey.

Coles by Month (Miami Only)

	Nov.	Dec.	Jan.	Feb.	Mar.	Total
'96-97	1-1	4-1	6-3	6-3	4-1	21-9
'97-98	2-1	4-2	4-6	6-2	1-1	17-12
'98-99	4-0	4-3	6-1	7-2	3-2	24-8
'99-00	1-1	3-3	6-4	2-6	3-1	15-15
'00-01	2-3	2-4	6-4	4-3	3-2	17-16
'01-02	1-2	2-6	5-3	4-5	1-2	13-18
'02-03	1-3	2-4	5-2	5-2	0-4	13-15
'03-04	2-0	2-5	6-1	5-4	3-1	18-11
'04-05	3-1	3-2	6-2	5-3	2-3	19-11
'05-06	2-1	2-4	6-3	6-1	2-2	18-11
'06-07	3-4	1-4	5-3	6-1	3-3	18-15
'07-08	3-2	3-4	3-4	4-3	1-1	14-14
'08-09	2-3	5-1				7-4
Total	27-22	37-44	64-36	60-35	26-23	214-159

Year-by-Year with Coles

(CENTRAL MICHIGAN)

Year	Overall	MAC	Overall Pct.
1985-86	11-17	7-11	.393
1986-87	22-8	14-2	.733
1987-88	19-13	10-6	.594
1988-89	13-15	7-9	.464
1989-90	13-17	6-10	.433
1990-91	14-14	8-8	.500

(MIAMI)

1996-97	21-9	13-5	.700
1997-98	17-12	9-9	.586
1998-99	24-8	15-3	.750
1999-00	15-15	8-10	.500
2000-01	17-16	10-8	.515
2001-02	13-18	9-9	.419
2002-03	13-15	11-7	.464
2003-04	18-11	12-6	.626
2004-05	19-11	12-6	.633
2005-06	18-11	14-4	.626
2006-07	18-15	10-6	.536
2007-08	14-14	8-7	.500
2008-09	7-4	0-0	.636
TOTAL	306-243	183-127	.557

Coaching Records (ranked by winning percentage, min. 30 games)

Rk	Coach (Years)	Record
1	Herb Sendek (1993-96)	.708 (63-26)
2	Joby Wright (1990-93)	.678 (61-29)
3	George Little (1916-17, '19-22)	.672 (43-21)
4	Bill Rohr (1951-57)	.659 (91-47)
5	Darrell Hedric (1970-84)	.579 (216-157)
6	Charlie Coles (1996-pres.)	.574 (214-159)
7	Tates Locke (1966-70)	.571 (56-42)
8	Dick Shrider (1957-66)	.568 (126-96)
9	W.J. Foster (1942-49)	.564 (75-58)
10	W. Van Winkle (1939-42)	.560 (28-22)

Coles Versus 2008-09 Foes

Opponent	Record
Akron	15-12
Ball State	19-19
Bowling Green	19-16
Buffalo	16-4
Central Michigan	14-1
Dayton	5-6
Eastern Michigan	21-10
Kent State	19-23
Northern Illinois	8-5
Northwestern State	2-0
Ohio	23-19
Pittsburgh	0-1
Temple	2-1
Toledo	18-11
UCLA	0-2
Valparaiso	1-1
Weber State	1-0
West Virginia	0-1
Western Michigan	16-12
Wisconsin-Milwaukee	2-0
Wright State	10-5
Xavier	4-9

Miami's Record When ...

	2008-09	2007-08	Under Coles
Playing at home	3-0	8-3	118-32
When playing on the road	3-4	4-11	59-104
When playing on a neutral court	1-0	4-2	30-23
When leading at halftime	6-1	10-6	138-54
When tied at halftime	—	0-1	10-11
When trailing at halftime	1-3	6-9	57-94
When shooting 50% or better from field	2-0	6-7	76-18
When shooting better than opponent from field	5-1	13-6	156-40
When shooting same or worse than opponent from field	2-3	3-10	49-121
When holding opponents to 50% or less from the field	5-2	14-10	186-111
When outrebounding opponent	3-1	7-6	134-66
When tied or outrebounded	4-3	9-10	73-94
When committing more turnovers	1-3	6-8	60-107
When committing same or fewer turnovers	6-1	10-8	146-53
When scoring less than 70 points	5-4	11-14	104-140
When scoring between 70-79 points	1-0	5-1	71-12
When scoring 80 points or more	1-0	0-1	33-3
When holding opponents to 70 points or less	7-2	16-11	183-116
When holding opponents to 60 points or less	4-1	11-8	127-51
In games decided by five points or less	2-1	5-9	59-53
In overtime games	—	1-2	18-13

Miscellaneous 2008-09 Notes/Stats:

Current Streak: W, 1
 Last Five Games: 4-1
 Largest margin of victory: 28 (vs. Northwestern State)
 Margin of victory: 14.7
 Largest margin of defeat: 36 (at West Virginia)
 Margin of defeat: 19.3
 Largest lead at any time: 30 (vs. UW-Milwaukee)
 Largest deficit at any time: 41 (at West Virginia)
 Largest halftime lead: 18 (vs. UW-Milwaukee)
 Largest halftime deficit: 30 (at West Virginia)
 Largest lead surrendered in a loss: 11 (at Xavier)
 Largest deficit overcome in a win: 12 (at Northwestern State)
 Double-figure scoring games: Bramos 10, Hayes 6, Dierkers 5, Pollitz 2, Ballard 1, Richburg 1, Winbush 1, Haddix 1
 30-point scoring games: Bramos 1
 20-point scoring games (including 30-point scoring games): Michael Bramos 5, Kenny Hayes 2
 Double-figure rebounding games: Dierkers 2
 Double-figure scoring and rebounding games: Dierkers 1
 Games leading Miami in scoring: Michael Bramos 6, Kenny Hayes 4, Pollitz 1*, Haddix 1*
 Games leading Miami in rebounding: Tyler Dierkers 6**, Antonio Ballard 3*, Michael Bramos 3**, Nick Winbush 1*, Eric Pollitz 1
 * Once tied for game-high
 ** Tied for game high more than once

Miami's Record With These Starting Lineups:

(G/G/C/F/F)

Richburg/Pollitz/Fletcher/Dierkers/Bramos	2-1
Hayes/Pollitz/Dierkers/Bramos/Ballard	1-0
Hayes/Pollitz/Fletcher/Dierkers/Bramos	3-1
Hayes/Bramos/Fletcher/Dierkers/Winbush	1-2

(bold indicates last lineup used)

Free Throw Shooting in Final Three Minutes and Overtime

(In games decided by 10 points or less and all overtime games)

Player	FT-FTA	PCT.
Hayes	4-5	.800
Bramos	3-5	.600
Ballard	1-2	.500
Pollitz	1-3	.333
Winbush	0-1	.000
Miami	9-16	.563
Opponents	14-17	.824

*Players not listed have not shot free throws during the final three minutes or overtime

Miami University (Ohio) Men's Basketball 2008-09 Rosters

Numerical Roster

No.	Name	Pos.	Ht.	Wt.	Cl./El.	Hometown (HS/Last School)
1	Rodney Haddix II*	G	6-3	216	So./So.	Georgetown, KY (Scott County/Findlay College Prep)
2	Tyler Dierkers***	C/F	6-8	220	Sr./Sr.	Cincinnati, OH (Moeller)
4	Julian Mavunga	F	6-8	252	Fr./Fr.	Indianapolis, IN (Brownsburg)
5	Carl Richburg**	G	5-9	183	Sr./Sr.	Mason, OH (Mason/Southern Indiana)
10	Isiah Carson*	G	6-1	223	Sr./Sr.	Springfield, OH (Springfield South/St. Bonaventure)
11	Sean Mock*	F	6-6	200	Jr./So.	Oxford, OH (Talawanda)
12	Kramer Soderberg	G	6-0	172	Fr./Fr.	St. Charles, MO (St. Charles West)
14	Kenny Hayes*	G	6-2	183	Sr./Sr.	Dayton, OH (Northmont/Cincinnati State)
20	Nick Winbush*	F	6-7	213	So./So.	Shaker Heights, OH (Shaker Heights)
21	Eric Pollitz***	G	6-5	204	Sr./Sr.	Ottawa, OH (Ottawa-Glandorf)
24	Michael Bramos***	F/G	6-5	225	Sr./Sr.	Harper Woods, MI (Grosse Pointe North)
35	Antonio Ballard*	F/G	6-4	199	Jr./So.	Jeffersonville, IN (Jeffersonville)
40	Adam Thomas	F	6-7	210	So./Fr.	Springboro, OH (Springboro/IMG Academy)
41	Adam Fletcher**	C	6-8	226	Sr./Jr.	St. Albans, WV (St. Albans)
55	Vince Legarza	C/F	6-9	265	Fr./Fr.	San Francisco, CA (St. Ignatius Prep)

Alphabetical Roster

No.	Name	Pos.	Ht.	Wt.	Cl./El.	Hometown (HS/Last School)
35	Antonio Ballard*	F/G	6-4	199	Jr./So.	Jeffersonville, IN (Jeffersonville)
24	Michael Bramos***	F/G	6-5	225	Sr./Sr.	Harper Woods, MI (Grosse Pointe North)
10	Isiah Carson*	G	6-1	223	Sr./Sr.	Springfield, OH (Springfield South/St. Bonaventure)
2	Tyler Dierkers***	C/F	6-8	220	Sr./Sr.	Cincinnati, OH (Moeller)
41	Adam Fletcher**	C	6-8	226	Sr./Jr.	St. Albans, WV (St. Albans)
1	Rodney Haddix II*	G	6-3	216	So./So.	Georgetown, KY (Scott County/Findlay College Prep)
14	Kenny Hayes*	G	6-2	183	Sr./Sr.	Dayton, OH (Northmont/Cincinnati State)
55	Vince Legarza	C/F	6-9	265	Fr./Fr.	San Francisco, CA (St. Ignatius Prep)
4	Julian Mavunga	F	6-8	252	Fr./Fr.	Indianapolis, IN (Brownsburg)
11	Sean Mock*	F	6-6	200	Jr./So.	Oxford, OH (Talawanda)
21	Eric Pollitz***	G	6-5	204	Sr./Sr.	Ottawa, OH (Ottawa-Glandorf)
5	Carl Richburg**	G	5-9	183	Sr./Sr.	Mason, OH (Mason/Southern Indiana)
12	Kramer Soderberg	G	6-0	172	Fr./Fr.	St. Charles, MO (St. Charles West)
40	Adam Thomas	F	6-7	210	So./Fr.	Springboro, OH (Springboro/IMG Academy)
20	Nick Winbush*	F	6-7	213	So./So.	Shaker Heights, OH (Shaker Heights)

Head Coach: Charlie Coles (13th Season at Miami; 19th Season Overall)

Associate Head Coach: Jermaine Henderson

Assistant Coaches: Ryan Pedon and Jason Grunkemeyer

Director of Basketball Operations: Jimmy Lallathin

Athletic Trainer: Mike Young

*Denotes Letters Earned at Miami

Pronunciation Guide

Antonio Ballard	BAL-ard
Michael Bramos.....	BRAY-mose
Isiah Carson	EYE-say-ah
Tyler Dierkers	DERK-ers
Vince Legarza.....	le-GAR-za
Julian Mavunga.....	mah-VUN-ga
Eric Pollitz.....	PAUL-itz
Kramer Soderberg.....	SO-der-berg



1 RODNEY HADDIX II

Sophomore • Guard • 6-3 • 213 • Georgetown, KY/Scott County/Findlay College Prep

- Came off the bench in the first half to spark the RedHawks at Northwestern State, scoring 11 first-half points.
- Scored a career-high 16 points against the Demons and had career-highs in rebounds (3) and minutes (22) and tied a career high of one steal.

HADDIX'S CAREER HIGHS

Points:16 at Northwestern State, 12-30-08
 Rebounds:3 at Northwestern State, 12-30-08
 Assists:2 vs. Kent State, 1-17-08
 Steals:1, three times, last at Northwestern State, 12-30-08
 Blocked Shots:0
 Minutes:22 at Northwestern State, 12-30-08

HADDIX'S GAME-BY-GAME STATISTICS

Opponent	Date	GS	Min	FG	FGA	Pct	3FG	FGA	Pct	FT	FTA	Pct	Off	Def	Tot	Avg	PF	FO	A	TO	Blk	Stl	Pts	Avg
vs Weber State	11/12/08	—	—	—	—	—	—	—	—	—	—	—	—	—	—	—	—	—	—	—	—	—	—	—
at UCLA	11/13/08	—	—	—	—	—	—	—	—	—	—	—	—	—	—	—	—	—	—	—	—	—	—	—
at Pitt	11/17/08	5	0	2	.000	0	1	.000	0	0	.000	0	0	0	0.0	0	0	0	0	0	0	0	0	0.0
at Wright State	11/24/08	1	0	0	.000	0	0	.000	0	0	.000	0	1	1	0.5	0	0	0	0	0	0	0	0	0.0
at Xavier	11/29/08	—	—	—	—	—	—	—	—	—	—	—	—	—	—	—	—	—	—	—	—	—	—	—
at Temple	12/03/08	—	—	—	—	—	—	—	—	—	—	—	—	—	—	—	—	—	—	—	—	—	—	—
NORTHWESTERN STATE	12/06/08	6	2	4	.500	0	0	.000	0	0	.000	0	0	0	0.3	3	0	0	0	0	0	0	4	1.3
UW-MILWAUKEE	12/11/08	6	2	2	1.000	2	2	1.000	0	0	.000	1	1	2	0.8	1	0	1	0	0	0	0	6	2.5
VALPARAISO	12/13/08	—	—	—	—	—	—	—	—	—	—	—	—	—	—	—	—	—	—	—	—	—	—	—
at West Virginia	12/20/08	2	0	1	.000	0	0	.000	0	0	.000	1	0	1	0.8	2	0	0	1	0	0	0	0	2.0
at Northwestern State	12/30/08	22	6	8	.750	2	3	.667	2	3	.667	2	1	3	1.2	4	0	0	3	0	1	16	4.3	
Totals		0	42	10	17	.588	4	6	.667	2	3	.667	4	3	7	1.2	10	0	1	4	0	1	26	4.3

HADDIX'S CAREER STATISTICS

Season	GP-GS	MIN	FG	FGA	PCT	3P	3PA	PCT	FT	FTA	PCT	OFF	DEF	REB	AVG	PF-D	A	TO	BL	ST	PTS	AVG
2007-08	13-0	50	7	17	.412	4	8	.500	7	9	.778	2	6	8	0.6	11-0	5	4	0	2	25	1.9
2008-09	6-0	42	10	17	.588	4	6	.667	2	3	.667	4	3	7	1.2	10-0	1	4	0	1	26	4.3
TOTAL	19-0	92	17	34	.500	8	14	.571	9	12	.750	6	9	15	0.8	21-0	6	8	0	3	51	2.7



2 TYLER DIERKERS

Senior • Center/Forward • 6-8 • 220 • Cincinnati, OH/Moeller

- Has started every game this season and made 44 career starts.
- Leads Miami in steals with 17, accounting for 28 percent of the RedHawks' steals.
- Has amassed double figures in rebounding in two games.
- Played all 40 minutes versus UCLA and is averaging a MAC-leading 35.9 minutes per game.
- Recorded his third career double-double and first of the season with 15 points and 11 rebounds versus Northwestern State.

DIERKERS' CAREER HIGHS

Points:18 vs. Cincinnati, 12-29-07
 Rebounds:13, twice, last vs. Ohio, 3-13-08
 Assists:10 vs. Mississippi State, 11-25-07
 Steals:4, twice, last at Pittsburgh, 11-17-08
 Blocked Shots:2, several times, last at Xavier, 11-29-07
 Minutes:42 at Western Michigan, 2-12-08

DIERKERS' GAME-BY-GAME STATISTICS

Opponent	Date	GS	Min	FG	FGA	Pct	3FG	FGA	Pct	FT	FTA	Pct	Off	Def	Tot	Avg	PF	FO	A	TO	Blk	Stl	Pts	Avg
vs Weber State	11/12/08	*	37	5	8	.625	0	0	.000	3	3	1.000	4	3	7	7.0	1	0	1	1	0	3	13	13.0
at UCLA	11/13/08	*	40	1	2	.500	0	0	.000	2	2	1.000	0	5	5	6.0	3	0	5	2	0	0	4	8.5
at Pitt	11/17/08	*	34	6	13	.462	0	0	.000	0	0	.000	3	2	5	5.7	0	0	0	0	0	4	12	9.7
at Wright State	11/24/08	*	37	2	9	.222	0	0	.000	2	2	1.000	4	1	5	5.5	3	0	1	2	0	1	6	8.8
at Xavier	11/29/08	*	38	3	6	.500	0	0	.000	1	2	.500	0	5	5	5.4	3	0	0	0	2	0	7	8.4
at Temple	12/03/08	*	31	4	7	.571	0	0	.000	2	2	1.000	2	6	8	5.8	1	0	2	1	1	2	10	8.7
NORTHWESTERN STATE	12/06/08	*	35	5	7	.714	0	0	.000	5	6	.833	7	4	11	6.6	0	0	4	1	1	2	15	9.6
UW-MILWAUKEE	12/11/08	*	32	2	9	.222	0	0	.000	0	0	.000	4	6	10	7.0	1	0	3	1	0	0	4	8.9
VALPARAISO	12/13/08	*	38	3	4	.750	0	0	.000	3	4	.750	1	7	8	7.1	4	0	2	3	0	3	9	8.9
at West Virginia	12/20/08	*	35	1	2	.500	0	0	.000	2	2	1.000	0	5	5	6.9	0	0	1	6	0	1	4	8.4
at Northwestern State	12-30/08	*	38	3	8	.375	0	0	.000	4	6	.667	4	5	9	7.1	2	0	8	3	0	1	10	8.5
Totals		11	395	35	75	.467	0	0	.000	24	29	.828	29	49	78	7.1	18	0	27	20	4	17	94	8.5

DIERKERS' CAREER STATISTICS

Season	GP-GS	MIN	FG	FGA	PCT	3P	3PA	PCT	FT	FTA	PCT	OFF	DEF	REB	AVG	PF-D	A	TO	BL	ST	PTS	AVG
2005-06	10-0	49	4	7	.571	0	1	.000	4	6	.667	4	4	8	0.8	2-0	2	2	2	1	12	1.2
2006-07	33-5	445	29	57	.509	1	3	.333	11	20	.550	24	57	81	2.5	41-1	34	30	10	17	70	2.1
2007-08	32-28	973	80	143	.559	1	9	.111	33	54	.611	70	136	206	6.4	75-2	79	52	14	38	194	6.1
2008-09	11-11	395	35	75	.467	0	0	.000	24	29	.828	29	49	78	7.1	18-0	27	20	4	17	94	8.5
TOTAL	86-44	1862	148	282	.525	2	13	.154	72	109	.661	127	246	373	4.3	136-3	142	104	30	73	370	4.3



4 JULIAN MAVUNGA

Freshman • Forward • 6-8 • 252 • Indianapolis, IN/Brownsburg

- Has seen action in every game.
- Scored six points in each of Miami's first two games and again against Northwestern State (Dec. 6).
- Hauled in six rebounds vs. Northwestern State (Dec. 6) and had five against UW-Milwaukee.
- Recorded a blocked shot and a steal at Xavier.

MAVUNGA'S CAREER HIGHS

Points:6, three times, last vs. Northwestern State, 12-6-08
 Rebounds:6 vs. Northwestern State, 12-6-08
 Assists:1 vs. Northwestern State, 12-6-08
 Steals:1 at Xavier, 11-29-08
 Blocked Shots:1, twice, last vs. Northwestern State, 12-6-08
 Minutes:18 at Pittsburgh, 11-17-08

MAVUNGA'S GAME-BY-GAME STATISTICS

Opponent	Date	GS	Min	FG	FGA	Pct	3FG	FGA	Pct	FT	FTA	Pct	Off	Def	Tot	Avg	PF	FO	A	TO	Blk	Stl	Pts	Avg	
vs Weber State	11/12/08	11	3	5	.600	0	0	.000	0	0	.000	1	0	1	1.0	1	0	0	2	0	0	0	6	6.0	
at UCLA	11/13/08	12	3	4	.750	0	1	.000	0	0	.000	0	0	0	0.5	0	0	0	0	0	0	0	6	6.0	
at Pitt	11/17/08	18	2	5	.400	0	1	.000	0	1	.000	1	3	4	1.7	4	0	0	3	0	0	0	4	5.3	
at Wright State	11/24/08	5	0	1	.000	0	0	.000	0	0	.000	0	2	2	1.8	0	0	0	0	0	0	0	0	4.0	
at Xavier	11/29/08	14	0	4	.000	0	0	.000	0	0	.000	1	1	2	1.8	2	0	0	1	1	1	1	0	3.2	
at Temple	12/03/08	2	0	0	.000	0	0	.000	1	2	.500	0	0	0	1.5	0	0	0	1	0	0	1	1	2.8	
NORTHWESTERN STATE	12/06/08	12	1	1	1.000	0	0	.000	4	5	.800	2	4	6	2.1	0	0	1	0	1	0	1	0	6	3.3
UW-MILWAUKEE	12/11/08	13	0	5	.000	0	0	.000	2	4	.500	4	1	5	2.5	1	0	0	2	0	0	0	2	3.1	
VALPARAISO	12/13/08	6	0	0	.000	0	0	.000	0	0	.000	0	0	0	2.2	2	0	0	2	0	0	0	0	2.8	
at West Virginia	12/20/08	9	0	2	.000	0	0	.000	1	2	.500	1	1	2	2.2	2	0	0	1	0	0	0	1	2.6	
at Northwestern State	12/30/08	4	0	1	.000	0	0	.000	0	0	.000	0	0	0	2.0	2	0	0	1	0	0	0	0	2.4	
Totals		0	106	9	28	.321	0	2	.000	8	14	.571	10	12	22	2.0	14	0	1	13	2	1	26	2.4	

MAVUNGA'S CAREER STATISTICS

Season	GP-GS	MIN	FG	FGA	PCT	3P	3PA	PCT	FT	FTA	PCT	OFF	DEF	REB	AVG	PF-D	A	TO	BL	ST	PTS	AVG
2008-09	11-0	106	9	28	.321	0	2	.000	8	14	.571	10	12	22	2.0	14-0	1	13	2	1	26	2.4
TOTAL	11-0	106	9	28	.321	0	2	.000	8	14	.571	10	12	22	2.0	14-0	1	13	2	1	26	2.4



#5 CARL RICHBURG

Senior • Guard • 5-9 • 183 • Mason, OH/Mason/Southern Indiana

- Made his first career start since 2006-07 against UW-Milwaukee on Dec. 11 in place of the injured Kenny Hayes and also started at West Virginia (Dec. 20) and at Northwestern State (Dec. 30).
- Has seen action in all 11 of Miami's games and has played significant minutes in three of Miami's last four games.
- Amassed a Miami career-high 14 points against UW-Milwaukee.
- Played a season-most 28 minutes vs. the Panthers.

RICHBURG'S MIAMI CAREER HIGHS

Points:14 vs. UW-Milwaukee, 12-11-08
 Rebounds:4 vs. Central Michigan, 2-9-08
 Assists:6 vs. Florida A&M, 11-17-06
 Steals:3 vs. Florida A&M, 11-17-06
 Blocked Shots:1, twice, last vs. Bowling Green, 3-8-08
 Minutes:32 at Kentucky, 11-15-06

RICHBURG'S GAME-BY-GAME STATISTICS

Opponent	Date	GS	Min	FG	FGA	Pct	3FG	FGA	Pct	FT	FTA	Pct	Off	Def	Tot	Avg	PF	FO	A	TO	Blk	Stl	Pts	Avg
vs Weber State	11/12/08	2	0	0	1.000	0	0	1.000	0	0	.000	0	0	0	0.0	0	0	0	0	0	0	0	0	0.0
at UCLA	11/13/08	2	0	0	.000	0	0	.000	0	0	.000	0	0	0	0.0	0	0	0	0	0	0	0	0	0.0
at Pitt	11/17/08	7	0	1	.000	0	1	.000	0	0	.000	0	0	0	0.0	1	0	0	1	0	1	0	0	0.0
at Wright State	11/24/08	3	0	0	.000	0	0	.000	0	0	.000	0	0	0	0.0	0	0	0	0	0	0	0	0	0.0
at Xavier	11/29/08	3	1	2	.500	1	2	.500	0	0	.000	0	0	0	0.0	1	0	0	0	0	0	0	3	0.6
at Temple	12/03/08	12	1	2	.500	0	0	.000	0	0	.000	0	1	1	0.2	0	0	2	0	0	1	2	0.8	
NORTHWESTERN STATE	12/06/08	4	0	0	.000	0	0	.000	1	2	.500	1	0	1	0.3	2	0	0	1	0	1	1	0.9	
UW-MILWAUKEE	12/11/08	*	28	5	8	.625	1	2	.500	3	5	.600	0	3	3	0.6	2	0	4	2	0	2	14	2.5
VALPARAISO	12/13/08		21	1	4	.250	0	3	.000	2	4	.500	1	2	3	0.9	2	0	3	2	0	1	4	2.7
at West Virginia	12/20/08	*	26	1	5	.200	0	2	.000	2	2	1.000	0	2	2	1.0	1	0	4	4	0	1	4	2.8
at Northwestern State	12/30/08	*	11	1	3	.333	1	1	1.000	0	0	.000	0	0	0	0.9	1	0	0	2	0	0	3	2.8

RICHBURG'S MIAMI CAREER STATISTICS

Season	GP-GS	MIN	FG	FGA	PCT	3P	3PA	PCT	FT	FTA	PCT	OFF	DEF	REB	AVG	PF-D	A	TO	BL	ST	PTS	AVG
2006-07	9-3	145	10	39	.256	7	26	.269	5	9	.556	0	11	11	1.2	16-0	19	23	0	8	32	3.6
2007-08	28-0	256	15	48	.313	6	34	.176	7	13	.538	5	22	27	1.0	32-0	36	30	2	8	43	1.5
2008-09	11-3	119	10	26	.385	3	12	.250	8	13	.615	2	8	10	0.9	10-0	13	12	0	7	31	2.8
TOTAL	48-6	520	35	113	.310	16	72	.222	20	35	.571	7	41	48	1.0	58-0	68	65	2	23	106	2.2



#10 ISIAH CARSON

Senior • Guard • 6-1 • 223 • Springfield, OH/Springfield South/St. Bonaventure

- Saw first action of 2008-09 at Pittsburgh and has played in five games.
- Set a Miami career high for assists (2) and tied a career-high for rebounds (2) vs. UW-Milwaukee.

CARSON'S MIAMI CAREER HIGHS

Points: 8 at Wright State, 12-15-07
 Rebounds: 2, three times, last vs. UW-Milwaukee, 12-11-08
 Assists: 2 vs. UW-Milwaukee, 12-11-08
 Steals: 1, three times, last vs. Eastern Michigan, 1-26-08
 Blocked Shots: 1 vs. Bowling Green, 3-9-08
 Minutes: 17 at Wright State, 12/15-07

CARSON'S GAME-BY-GAME STATISTICS

Opponent	Date	GS	Min	FG	FGA	Pct	3FG	FGA	Pct	FT	FTA	Pct	Off	Def	Tot	Avg	PF	FO	A	TO	Blk	Stl	Pts	Avg
vs Weber State	11/12/08	—	—	—	—	—	—	—	—	—	—	—	—	—	—	—	—	—	—	—	—	—	—	—
at UCLA	11/13/08	—	—	—	—	—	—	—	—	—	—	—	—	—	—	—	—	—	—	—	—	—	—	—
at Pitt	11/17/08	4	0	1	.000	0	0	.000	0	0	.000	0	0	0	0.0	1	0	0	0	0	0	0	0	0.0
at Wright State	11/24/08	1	0	0	.000	0	0	.000	0	0	.000	0	0	0	0.0	0	0	0	0	0	0	0	0	0.0
at Xavier	11/29/08	—	—	—	—	—	—	—	—	—	—	—	—	—	—	—	—	—	—	—	—	—	—	—
at Temple	12/03/08	—	—	—	—	—	—	—	—	—	—	—	—	—	—	—	—	—	—	—	—	—	—	—
NORTHWESTERN STATE	12/06/08	4	2	3	.667	0	1	.000	0	1	.000	1	0	1	0.3	0	0	1	0	0	0	0	4	1.3
UW-MILWAUKEE	12/11/08	7	1	4	.250	0	1	.000	0	0	.000	1	1	2	0.8	2	0	2	0	0	2	2	2	1.5
VALPARAISO	12/13/08	—	—	—	—	—	—	—	—	—	—	—	—	—	—	—	—	—	—	—	—	—	—	—
at West Virginia	12/20/08	6	0	0	.000	0	0	.000	0	0	.000	0	1	1	0.8	1	0	1	1	0	0	0	0	1.2
at Northwestern State	12/30/08	—	—	—	—	—	—	—	—	—	—	—	—	—	—	—	—	—	—	—	—	—	—	—
Totals		0	22	3	8	.375	0	2	.000	0	1	.000	2	2	4	0.8	4	0	4	1	0	2	6	1.2

CARSON'S MIAMI CAREER STATISTICS

Season	GP-GS	MIN	FG	FGA	PCT	3P	3PA	PCT	FT	FTA	PCT	OFF	DEF	REB	AVG	PF-D	A	TO	BL	ST	PTS	AVG
2007-08	17-0	80	6	16	.375	3	6	.500	2	2	1.000	2	7	9	0.5	13-0	6	8	1	3	17	1.0
2008-09	5-0	22	3	8	.375	0	2	.000	0	1	.000	2	2	4	0.8	4-0	4	1	0	2	6	1.2
TOTAL	22-0	102	9	24	.375	3	8	.375	2	3	.667	4	9	13	0.6	17-0	10	9	1	5	23	1.0



#11 SEAN MOCK

Sophomore • Forward • 6-6 • 200 • Oxford, OH/Talawanda

- Has played in four of Miami's last six games. Saw first action of 2008-09 at Temple.
- Played two minutes versus Northwestern State and UW-Milwaukee.

MOCK'S CAREER HIGHS


Points: 2 vs. Ohio, 2-1-08
 Rebounds: 1 vs. Toledo, 2-6-08
 Assists:
 Steals:
 Blocked Shots:
 Minutes: 2, several times, last vs. UW-Milwaukee, 12-11-08

MOCK'S GAME-BY-GAME STATISTICS

Opponent	Date	GS	Min	FG	FGA	Pct	3FG	FGA	Pct	FT	FTA	Pct	Off	Def	Tot	Avg	PF	FO	A	TO	Blk	Stl	Pts	Avg
vs Weber State	11/12/08	—	—	—	—	—	—	—	—	—	—	—	—	—	—	—	—	—	—	—	—	—	—	—
at UCLA	11/13/08	—	—	—	—	—	—	—	—	—	—	—	—	—	—	—	—	—	—	—	—	—	—	—
at Pitt	11/17/08	—	—	—	—	—	—	—	—	—	—	—	—	—	—	—	—	—	—	—	—	—	—	—
at Wright State	11/24/08	—	—	—	—	—	—	—	—	—	—	—	—	—	—	—	—	—	—	—	—	—	—	—
at Xavier	11/29/08	—	—	—	—	—	—	—	—	—	—	—	—	—	—	—	—	—	—	—	—	—	—	—
at Temple	12/03/08	1	0	0	.000	0	0	.000	0	0	.000	0	0	0	0.0	0	0	0	0	0	0	0	0	0.0
NORTHWESTERN STATE	12/06/08	2	0	0	.000	0	0	.000	1	2	.500	0	0	0	0.0	1	0	0	0	0	0	0	1	0.5
UW-MILWAUKEE	12/11/08	2	0	2	.000	0	1	.000	0	0	.000	0	0	0	0.0	2	0	0	0	0	0	0	0	0.3
VALPARAISO	12/13/08	—	—	—	—	—	—	—	—	—	—	—	—	—	—	—	—	—	—	—	—	—	—	—
at West Virginia	12/20/08	1	0	0	.000	0	0	.000	0	0	.000	0	0	0	0.0	0	0	0	0	0	0	0	0	0.3
at Northwestern State	12/30/08	—	—	—	—	—	—	—	—	—	—	—	—	—	—	—	—	—	—	—	—	—	—	—
Totals		0	6	0	2	.000	0	1	.000	1	2	.500	0	0	0	0.0	3	0	0	0	0	0	1	0.3

MOCK'S CAREER STATISTICS

Season	GP-GS	MIN	FG	FGA	PCT	3P	3PA	PCT	FT	FTA	PCT	OFF	DEF	REB	AVG	PF-D	A	TO	BL	ST	PTS	AVG
2007-08	8-0	8	1	5	.200	0	0	.000	0	0	.000	0	1	1	0.1	2-0	0	0	0	0	2	0.3
2008-09	4-0	6	0	2	.000	0	1	.000	1	2	.500	0	0	0	0.0	3-0	0	0	0	0	1	0.3
TOTAL	12-0	14	1	7	.143	0	1	.000	1	2	.500	0	1	1	0.1	5-0	0	0	0	0	3	0.3



12 KRAMER SODERBERG

Freshman • Guard • 6-0 • 172 • St. Louis, MO/St. Charles West

- Has seen action in every game.
- Amassed season highs in points, rebounds, assists, steals and minutes against UW-Milwaukee.
- Has dished out an assist in six of Miami's last nine games.

SODERBERG'S CAREER HIGHS

Points:..... 7 vs. UW-Milwaukee, 12-11-08
 Rebounds:..... 2 at Northwestern State, 12-30-08
 Assists:..... 2 vs. UW-Milwaukee, 12-11-08
 Steals:..... 2 vs. UW-Milwaukee, 12-11-08
 Blocked Shots:..... 0
 Minutes:..... 16 vs. UW-Milwaukee, 12-11-08

SODERBERG'S GAME-BY-GAME STATISTICS

Opponent	Date	GS	Min	FG	FGA	Pct	3FG	3FGA	Pct	FT	FTA	Pct	Off	Def	Tot	Avg	PF	FO	A	TO	Blk	Stl	Pts	Avg
vs Weber State	11/12/08	13	2	3	.667	0	1	.000	0	0	0	.000	0	0	0	0.0	0	0	0	0	0	1	4	4.0
at UCLA	11/13/08	6	2	3	.667	1	2	.500	0	0	0	.000	0	0	0	0.0	1	0	0	0	0	0	5	4.5
at Pitt	11/17/08	7	0	0	.000	0	0	.000	0	0	0	.000	0	0	0	0.0	0	1	0	0	0	0	0	3.0
at Wright State	11/24/08	8	0	0	.000	0	0	.000	0	0	0	.000	0	0	0	0.0	1	0	1	0	0	0	0	2.3
at Xavier	11/29/08	1	1	1	1.000	0	0	.000	0	0	0	.000	0	0	0	0.0	1	0	0	0	0	0	2	2.2
at Temple	12/03/08	3	0	0	.000	0	0	.000	0	0	0	.000	0	0	0	0.0	1	0	0	0	0	0	0	1.8
NORTHWESTERN STATE	12/06/08	8	0	2	.000	0	2	.000	1	2	.500	0	1	1	0.1	4	0	1	0	0	0	0	1	1.7
UW-MILWAUKEE	12/11/08	16	3	4	.750	1	1	1.000	0	0	.000	0	1	1	0.3	1	0	2	0	0	2	7	2.4	
VALPARAISO	12/13/08	10	1	3	.333	1	3	.333	0	0	.000	0	1	1	0.3	1	0	0	0	0	0	3	2.4	
at West Virginia	12/20/08	15	0	3	.000	0	2	.000	0	0	.000	0	0	0	0.3	0	0	1	4	0	1	0	2.2	
at Northwestern State	12/30/08	13	1	2	.500	0	0	.000	0	2	.000	0	2	2	0.5	3	0	1	1	0	0	2	2.2	
Totals		0	100	10	21	.476	3	11	.273	1	5	.200	0	5	5	0.5	13	0	7	5	0	4	24	2.2

SODERBERG'S CAREER STATISTICS

Season	GP-GS	MIN	FG	FGA	PCT	3P	3PA	PCT	FT	FTA	PCT	OFF	DEF	REB	AVG	PF-D	A	TO	BL	ST	PTS	AVG
2008-09	11-0	100	10	21	.476	3	11	.273	1	5	.200	0	5	5	0.5	13-0	7	5	0	4	24	2.2
TOTAL	11-0	100	10	21	.476	3	11	.273	1	5	.200	0	5	5	0.5	13-0	7	5	0	4	24	2.2



#14 KENNY HAYES

Senior • Guard • 6-2 • 183 • Dayton, OH/Northmont/Cincinnati State

- Will have wrist surgery on Jan. 7 for an injury sustained Dec. 6 vs. Northwestern State. Out indefinitely.
- Sat out Dec. 11 UW-Milwaukee and Dec. 20 West Virginia games. Started and played 20 minutes vs. Valparaiso (Dec. 13).
- Went 7-for-7 from 3-point range vs. Weber State to tie a Miami record for 3-point field-goal percentage. The seven treys ties for fifth on Miami's single-game list.
- Recorded 24 points against the Wildcats, including the go-ahead trey with 1.7 seconds left.
- Amassed 20 points at Wright State, the seventh 20-point scoring effort of his Miami career.
- Dished out a career-best eight assists versus Northwestern State. Averaged 6.0 apg over his last three games.

HAYES' MIAMI CAREER HIGHS


Points:..... 30 at Valparaiso, 2-22-08
 Rebounds:..... 8 vs. Chicago State, 12-18-07
 Assists:..... 6 at Temple, 12-3-08
 Steals:..... 3 at Buffalo, 2-16-08
 Blocked Shots:..... 2 vs. Chicago State, 12-18-07
 Minutes:..... 46, twice, last at Valparaiso, 2-22-08

HAYES' GAME-BY-GAME STATISTICS

Opponent	Date	GS	Min	FG	FGA	Pct	3FG	3FGA	Pct	FT	FTA	Pct	Off	Def	Tot	Avg	PF	FO	A	TO	Blk	Stl	Pts	Avg
vs Weber State	11/12/08	*	35	8	12	.667	7	7	1.000	1	2	.500	0	0	0	0.0	3	0	3	5	0	0	24	24.0
at UCLA	11/13/08	*	32	1	6	.167	0	2	.000	0	0	.000	0	1	1	0.5	2	0	1	2	0	0	2	13.0
at Pitt	11/17/08	*	31	4	12	.333	1	4	.250	9	9	1.000	1	4	5	2.0	1	0	4	4	0	0	18	14.7
at Wright State	11/24/08	*	33	6	10	.600	3	4	.750	5	6	.833	0	5	5	2.8	1	0	2	4	1	1	20	16.0
at Xavier	11/29/08	*	37	6	14	.429	1	6	.167	6	8	.750	3	2	5	3.2	2	0	2	2	0	1	19	16.6
at Temple	12/03/08	*	30	6	8	.750	1	2	.500	4	5	.800	0	4	4	3.3	1	0	6	3	1	2	17	16.7
NORTHWESTERN STATE	12/06/08	*	31	3	9	.333	3	5	.600	2	2	1.000	1	4	5	3.6	1	0	8	4	0	1	11	15.9
UW-MILWAUKEE	12/11/08																							
VALPARAISO	12/13/08	*	20	0	2	.000	0	0	.000	0	2	.000	0	0	0	3.1	0	0	4	1	0	1	0	13.9
at West Virginia	12/20/08																							
at Northwestern State	12/30/08																							
Totals		8	249	34	73	.466	16	30	.533	27	34	.794	5	20	25	3.1	11	0	30	25	2	6	111	13.9

HAYES' MIAMI CAREER STATISTICS

Season	GP-GS	MIN	FG	FGA	PCT	3P	3PA	PCT	FT	FTA	PCT	OFF	DEF	REB	AVG	PF-D	A	TO	BL	ST	PTS	AVG
2007-08	33-32	1017	132	310	.426	47	124	.379	89	112	.795	13	86	99	3.0	68-1	59	60	8	17	400	12.1
2008-09	8-8	249	34	73	.466	16	30	.533	27	34	.794	5	20	25	3.1	11-0	30	25	2	6	111	13.9
TOTAL	41-40	1266	166	383	.433	63	154	.409	116	146	.795	18	106	124	3.0	79-1	89	85	10	23	511	12.5



#20 NICK WINBUSH

Sophomore • Forward • 6-7 • 213 • Shaker Heights, OH/Shaker Heights

- Started Miami's first three games this season and has made four career starts.
- Scored a career-high 11 points against West Virginia.
- Played a career-high 19 minutes at Temple and against Valparaiso.
- Averaging 7.2 ppg over Miami's last six games.

WINBUSH'S CAREER HIGHS

Points: 11 at West Virginia, 12-20-08
 Rebounds: 5, several times, last vs. UW-Milwaukee, 12-11-08
 Assists: 2 at Kansas, 12-22-07
 Steals: 1, several times, last vs. Valparaiso, 12-13-08
 Blocked Shots: 2 vs. Buffalo, 1-20-08
 Minutes: 19, twice, last vs. Valparaiso, 12-13-08

WINBUSH'S GAME-BY-GAME STATISTICS

Opponent	Date	GS	Min	FG	FGA	Pct	3FG	FGA	Pct	FT	FTA	Pct	Off	Def	Tot	Avg	PF	FO	A	TO	Blk	Stl	Pts	Avg	
vs Weber State	11/12/08	*	15	2	6	.333	1	2	.500	0	0	.000	0	2	2	2.0	1	0	1	0	0	0	5	5.0	
at UCLA	11/13/08	*	17	3	3	1.000	2	2	1.000	0	0	.000	1	4	5	3.5	2	0	0	2	0	0	8	6.5	
at Pitt	11/17/08	*	9	0	4	.000	0	1	.000	0	0	.000	1	0	1	2.7	1	0	0	1	0	0	0	4.3	
at Wright State	11/24/08	*	8	0	1	.000	0	1	.000	0	0	.000	0	2	2	2.5	2	0	0	2	0	0	0	3.3	
at Xavier	11/29/08	*	8	0	4	.000	0	1	.000	0	0	.000	1	2	3	2.6	3	0	0	0	0	0	0	2.6	
at Temple	12/03/08	*	19	3	4	.750	2	3	.667	0	0	.000	0	5	5	3.0	3	0	1	0	0	0	8	3.5	
NORTHWESTERN STATE	12/06/08	*	16	3	5	.600	0	1	.000	3	4	.750	0	0	0	2.6	1	0	0	0	0	1	9	4.3	
UW-MILWAUKEE	12/11/08	*	14	2	8	.250	0	3	.000	0	1	.000	2	3	5	2.9	0	0	0	0	0	0	4	4.3	
VALPARAISO	12/13/08	*	19	3	6	.500	1	3	.333	0	0	.000	1	1	2	2.8	2	0	0	2	1	1	7	4.6	
at West Virginia	12/20/08	*	15	4	6	.667	2	4	.500	1	4	.250	0	3	3	2.8	3	0	0	1	0	0	11	5.2	
at Northwestern State	12/30/08	*	17	1	4	.250	0	1	.000	2	3	.667	1	1	2	2.7	3	0	0	0	1	1	4	5.1	
Totals			3	157	21	.51	.412	8	22	.364	6	12	.500	7	23	30	2.7	21	0	2	8	2	3	56	5.1

WINBUSH'S CAREER STATISTICS

Season	GP-GS	MIN	FG	FGA	PCT	3P	3PA	PCT	FT	FTA	PCT	OFF	DEF	REB	AVG	PF-D	A	TO	BL	ST	PTS	AVG
2007-08	25-1	196	27	57	.474	9	25	.360	6	10	.600	16	18	34	1.4	19-0	4	14	4	3	69	2.8
2008-09	11-3	157	21	51	.412	8	22	.364	6	12	.500	7	23	30	2.7	21-0	2	8	2	3	56	5.1
TOTAL	36-4	353	48	108	.444	17	47	.362	12	22	.545	23	41	64	1.8	40-0	6	22	6	6	125	3.5



#21 ERIC POLLITZ

Senior • Guard/Forward • 6-5 • 204 • Ottawa, OH/Ottawa-Glandorf

- Has started Miami's last eight games and has made 26 career starts.
- Scored a career-high 16 points at Northwestern State (Dec. 30) and also had four assists.
- Dished out a career-high seven assist against Northwestern State (Dec. 6).
- Averaging 26.3 minutes per game in Miami's last eight outings.
- Noted for his defensive prowess.

POLLITZ'S CAREER HIGHS

Points: 16 at Northwestern State, 12-30-08
 Rebounds: 9 vs. Ohio, 3-1-08
 Assists: 7 vs. Northwestern State, 12-6-08
 Steals: 3 vs. Kent State, 1-17-08
 Blocked Shots: 3 at Western Michigan, 2-12-08
 Minutes: 42 at Western Michigan, 2-12-08

POLLITZ'S GAME-BY-GAME STATISTICS

Opponent	Date	GS	Min	FG	FGA	Pct	3FG	FGA	Pct	FT	FTA	Pct	Off	Def	Tot	Avg	PF	FO	A	TO	Blk	Stl	Pts	Avg	
vs Weber State	11/12/08	*	22	0	1	.000	0	0	.000	0	0	.000	0	1	1	1.0	1	0	1	2	0	0	0	0.0	
at UCLA	11/13/08	*	21	1	1	1.000	1	1	1.000	0	0	.000	0	2	2	1.5	2	0	1	0	0	0	3	1.5	
at Pitt	11/17/08	*	17	2	4	.500	1	2	.500	0	0	.000	0	1	1	1.3	3	0	2	1	0	0	5	2.7	
at Wright State	11/24/08	*	27	2	4	.500	0	1	.000	0	0	.000	1	5	6	2.5	4	0	2	0	0	0	4	3.0	
at Xavier	11/29/08	*	26	2	5	.400	0	1	.000	1	2	.500	0	3	3	2.6	3	0	3	2	0	0	5	3.4	
at Temple	12/03/08	*	31	1	3	.333	0	2	.000	2	2	1.000	0	1	1	2.3	3	0	3	0	0	1	4	3.5	
NORTHWESTERN STATE	12/06/08	*	26	1	5	.200	0	0	.000	1	2	.500	0	2	2	2.3	2	0	7	2	0	1	3	3.4	
UW-MILWAUKEE	12/11/08	*	24	2	4	.500	0	0	.000	0	0	.000	1	3	4	2.5	4	0	1	0	1	0	4	3.5	
VALPARAISO	12/13/08	*	29	4	8	.500	1	2	.500	2	2	1.000	1	3	4	2.7	2	0	2	0	0	0	11	4.3	
at West Virginia	12/20/08	*	23	1	4	.250	0	1	.000	2	2	1.000	2	5	7	3.1	1	0	2	3	1	0	4	4.3	
at Northwestern State	12/30/08	*	27	7	11	.636	2	2	1.000	0	1	.000	1	2	3	3.1	4	0	4	2	0	0	16	5.4	
Totals			8	273	23	.50	.460	5	12	.417	8	11	.727	6	28	34	3.1	29	0	28	12	2	2	59	5.4

POLLITZ'S CAREER STATISTICS

Season	GP-GS	MIN	FG	FGA	PCT	3P	3PA	PCT	FT	FTA	PCT	OFF	DEF	REB	AVG	PF-D	A	TO	BL	ST	PTS	AVG
2005-06	12-0	56	5	11	.455	0	3	.000	6	7	.857	1	6	7	0.6	5-0	5	3	1	0	16	1.3
2006-07	31-1	355	20	44	.455	3	5	.600	14	22	.636	17	35	52	1.7	25-0	18	36	6	3	57	1.8
2007-08	33-17	857	66	153	.431	21	47	.447	29	43	.674	25	83	108	3.3	71-4	48	44	10	12	182	5.5
2008-09	11-8	273	23	50	.460	5	12	.417	8	11	.727	6	28	34	3.1	29-0	28	12	2	2	59	5.4
TOTAL	87-26	1541	114	258	.442	29	67	.433	57	83	.687	49	152	201	2.3	130-4	99	95	19	17	314	3.6



#24 MICHAEL BRAMOS

Senior • Forward • 6-5 • 225 • Harper Woods, MI/Grosse Pointe North

- Ranks second in the MAC and 41st nationally in scoring, averaging 19.0 ppg. Ranks among the MAC's top 10 in six statistical categories this season.
- Ranks 11th nationally in 3-point field goal percentage (.500) and 14th in 3-pointers per game (3.6).
- Became the 33rd Miami player to score 1,000 career points, reaching the benchmark against UCLA.
- During Miami's four-game win streak, Bramos knocked down at least six three-pointers in each contest and shot 68.4 percent from beyond the arc, nailing 26 of Miami's 39 treys during that stretch. Bramos sunk a scorching 81.8 percent of his treys in the second half (18-of-22).
- Has scored 26 or more points in four Miami's last six games. Has eclipsed 20 points 19 times during his career, including five times this season.
- Recorded his fifth career 30-point scoring effort with 31 points against Northwestern State (Dec. 6), scoring 23 in the second half.
- Had a solid all-around game at Wright State with 19 points, seven rebounds, three assists and two blocked shots in 37 minutes of action.
- On Miami's career charts, ties for third in blocked shots, ranks fifth in 3-point field goals and tied for third in free-throw percentage.

BRAMOS' CAREER HIGHS

Points:36 vs. Dayton, 11-28-07
 Rebounds:9 vs. South Alabama, 11-22-07
 Assists:7 vs. Ball State, 2-10-07
 Steals:5 vs. Ohio, 1-21-07
 Blocked Shots:5 vs. Central Michigan, 2-9-08
 Minutes:49 at Western Michigan, 2-12-08

BRAMOS' GAME-BY-GAME STATISTICS

Opponent	Date	GS	Min	FG	FGA	Pct	3FG	FGA	Pct	FT	FTA	Pct	Off	Def	Tot	Avg	PF	FO	A	TO	Blk	Stl	Pts	Avg	
vs Weber State	11/12/08	*	27	2	11	.182	2	7	.286	7	8	.875	0	2	2	2.0	4	0	2	1	0	0	13	13.0	
at UCLA	11/13/08	*	34	7	16	.438	2	6	.333	6	8	.750	0	3	3	2.5	3	0	2	1	2	1	22	17.5	
at Pitt	11/17/08	*	22	0	6	.000	0	3	.000	2	2	1.000	1	0	1	2.0	2	0	0	1	1	0	2	12.3	
at Wright State	11/24/08	*	37	5	13	.385	2	6	.333	7	9	.778	1	6	7	3.3	0	0	3	1	2	0	19	14.0	
at Xavier	11/29/08	*	33	5	14	.357	3	6	.500	2	2	1.000	0	6	6	3.8	5	1	2	4	0	1	15	14.2	
at Temple	12/03/08	*	39	10	21	.476	6	10	.600	0	0	.000	1	2	3	3.7	3	0	1	2	0	3	26	16.2	
NORTHWESTERN STATE	12/06/08	*	32	9	17	.529	8	11	.727	5	6	.833	0	3	3	3.6	0	0	1	0	4	0	31	18.3	
UW-MILWAUKEE	12/11/08	*	33	9	16	.563	6	8	.750	2	3	.667	0	3	3	3.5	2	0	0	2	0	0	26	19.3	
VALPARAISO	12/13/08	*	38	9	14	.643	6	9	.667	4	6	.667	2	1	3	3.4	2	0	0	1	1	1	28	20.2	
at West Virginia	12/20/08	*	37	5	13	.385	1	6	.167	3	3	1.000	1	3	4	3.5	2	0	0	4	0	1	14	19.6	
at Northwestern State	12/30/08	*	30	5	12	.417	1	4	.250	2	2	1.000	2	7	9	4.0	3	0	2	2	2	2	13	19.0	
Totals			11	362	66	153	.431	37	76	.487	40	49	.816	8	36	44	4.0	26	1	13	19	12	9	209	19.0

BRAMOS' CAREER STATISTICS

Season	GP-GS	MIN	FG	FGA	PCT	3P	3PA	PCT	FT	FTA	PCT	OFF	DEF	REB	AVG	PF-D	A	TO	BL	ST	PTS	AVG
2005-06	29-4	550	46	101	.455	12	35	.343	49	64	.766	19	69	88	3.0	40-0	26	28	14	13	153	5.3
2006-07	33-31	1053	118	291	.405	50	136	.368	84	101	.832	26	97	123	3.7	52-0	76	64	41	46	370	11.2
2007-08	28-26	972	150	345	.435	65	179	.363	90	107	.841	18	91	109	3.9	48-0	33	37	42	36	455	16.3
2008-09	10-10	332	61	141	.433	36	72	.500	38	47	.809	6	29	35	3.5	23-1	11	17	10	7	196	19.6
TOTAL	100-71	2907	375	878	.427	163	422	.386	261	319	.818	69	286	355	3.6	163-1	146	146	107	102	1174	11.7



35 ANTONIO BALLARD

Sophomore • Forward/Gaurd • 6-4 • 199 • Jeffersonville, IN/Jeffersonville

- Had surgery on his right hand on Dec. 10, following an injury suffered in practice on Dec. 5. Projected to be out six weeks.
- Made his first career start at Temple on Dec. 3
- Played a career-high 30 minutes at Wright State.
- Recorded a career-high nine rebounds vs. Weber State. Has led MU in rebounding in three games.
- Scored a career-high 10 points at No. 5/6 Pittsburgh.

BALLARD'S CAREER HIGHS


Points:.....10 at Pittsburgh, 11-17-08
 Rebounds:.....9 vs. Weber State, 11-12-08
 Assists:.....2 at Wright State, 11-24-08
 Steals:.....2 at Pittsburgh, 11-17-08
 Blocked Shots:.....1 at Oakland, 12-10-06
 Minutes:.....30 at Wright State, 11-24-08

BALLARD'S GAME-BY-GAME STATISTICS

Opponent	Date	GS	Min	FG	FGA	Pct	3FG	FGA	Pct	FT	FTA	Pct	Off	Def	Tot	Avg	PF	FO	A	TO	Blk	Stl	Pts	Avg	
vs Weber State	11/12/08		26	2	5	.400	0	2	.000	1	3	.333	2	7	9	9.0	3	0	1	1	0	0	5	5.0	
at UCLA	11/13/08		19	1	4	.250	1	1	1.000	0	0	.000	1	2	3	6.0	1	0	0	0	0	1	3	4.0	
at Pitt	11/17/08		21	3	6	.500	2	5	.400	2	4	.500	1	5	6	6.0	1	0	0	0	2	10	6.0		
at Wright State	11/24/08		30	3	8	.375	0	1	.000	0	0	.000	1	3	4	5.5	2	0	2	4	0	0	6	6.0	
at Xavier	11/29/08		15	0	4	.000	0	1	.000	0	2	.000	1	5	6	5.6	2	0	0	1	0	0	0	4.8	
at Temple	12/03/08	*	20	0	1	.000	0	0	.000	0	0	.000	1	3	4	5.3	0	0	3	1	0	1	0	4.0	
NORTHWESTERN STATE	12/06/08																								
UW-MILWAUKEE	12/11/08																								
VALPARAISO	12/13/08																								
at West Virginia	12/20/08																								
at Northwestern State	12/30/08																								
Totals			1	131	9	28	.321	3	10	.300	3	9	.333	7	25	32	5.3	9	0	6	7	0	4	24	4.0

BALLARD'S CAREER STATISTICS

Season	GP-GS	MIN	FG	FGA	PCT	3P	3PA	PCT	FT	FTA	PCT	OFF	DEF	REB	AVG	PF-D	A	TO	BL	ST	PTS	AVG
2006-07	15-0	47	4	12	.333	0	4	.000	2	9	.222	5	10	15	1.0	5-0	2	2	1	1	10	0.7
2007-08	1-0	3	1	1	1.000	1	1	1.000	0	0	.000	0	1	1	1.0	0-0	0	0	0	0	3	3.0
2008-09	6-1	131	9	28	.321	3	10	.300	3	9	.333	7	25	32	5.3	9-0	6	7	0	4	24	4.0
TOTAL	22-1	181	14	41	.341	4	15	.267	5	18	.278	12	36	48	2.2	14-0	8	9	1	5	37	1.7



#40 ADAM THOMAS

Redshirt-Freshman • Forward • 6-7 • 210 • Springboro, OH/Springboro

- Saw first action of 2008-09 at Temple and has played in three of Miami's last six games.
- Scored his first career field goal against Northwestern State.

THOMAS' CAREER HIGHS


Points:.....2 vs. Northwestern State, 12-6-08
 Rebounds:.....—
 Assists:.....—
 Steals:.....—
 Blocked Shots:.....—
 Minutes:.....2, twice, last vs. UW-Milwaukee, 12-11-08

THOMAS' GAME-BY-GAME STATISTICS

Opponent	Date	GS	Min	FG	FGA	Pct	3FG	FGA	Pct	FT	FTA	Pct	Off	Def	Tot	Avg	PF	FO	A	TO	Blk	Stl	Pts	Avg
vs Weber State	11/12/08																							
at UCLA	11/13/08																							
at Pitt	11/17/08																							
at Wright State	11/24/08																							
at Xavier	11/29/08																							
at Temple	12/03/08		1	0	0	.000	0	0	.000	0	0	.000	0	0	0	0.0	0	0	0	0	0	0	0	0.0
NORTHWESTERN STATE	12/06/08		2	1	2	.500	0	0	.000	0	0	.000	0	0	0	0.0	0	0	0	0	0	0	2	1.0
UW-MILWAUKEE	12/11/08		2	0	0	.000	0	0	.000	0	0	.000	0	0	0	0.0	1	0	0	0	0	0	0	0.7
VALPARAISO	12/13/08																							
at West Virginia	12/20/08																							
at Northwestern State	12/30/08																							
Totals			0	5	1	.500	0	0	.000	0	0	.000	0	0	0	0.0	1	0	0	0	0	0	2	0.7

THOMAS' CAREER STATISTICS

Season	GP-GS	MIN	FG	FGA	PCT	3P	3PA	PCT	FT	FTA	PCT	OFF	DEF	REB	AVG	PF-D	A	TO	BL	ST	PTS	AVG
2008-09	3-0	5	1	2	.500	0	0	.000	0	0	.000	0	0	0	0.0	1-0	0	0	0	0	2	0.7
TOTAL	3-0	5	1	2	.500	0	0	.000	0	0	.000	0	0	0	0.0	1-0	0	0	0	0	2	0.7



41 ADAM FLETCHER

Junior • Center • 6-8 • 226 • St. Albans, WV/St. Albans

- Started Miami's first five games this season and has made 10 starts this season and 15 career starts.
- Went 4-for-4 from the free-throw line against UCLA and 2-for-2 at West Virginia, his only free throws of the season.
- Pulled down a career-high six rebounds vs. UW-Milwaukee.
- Tied a career high with eight points at West Virginia.
- Set a career high of 31 minutes at West Virginia (Dec. 20) and reset it at Northwestern State (Dec. 30), playing 38 minutes.

FLETCHER'S CAREER HIGHS

Points:8, twice, last at West Virginia, 12-20-08
 Rebounds: 6 vs. UW-Milwaukee, 12-11-08
 Assists: 2, twice, last at Xavier, 11-29-08
 Steals: 2 at Northwestern State, 12-30-08
 Blocked Shots: 1, several times, last vs. Northwestern State, 12-6-08
 Minutes:38 at Northwestern State, 12-30-08

FLETCHER'S GAME-BY-GAME STATISTICS

Opponent	Date	GS	Min	FG	FGA	Pct	3FG	FGA	Pct	FT	FTA	Pct	Off	Def	Tot	Avg	PF	FO	A	TO	Blk	Stl	Pts	Avg
vs Weber State	11/12/08	*	12	0	2	.000	0	0	.000	0	0	.000	0	2	2	2.0	3	0	0	2	1	0	0	0.0
at UCLA	11/13/08	*	17	1	2	.500	0	0	.000	4	4	1.000	0	1	1	1.5	4	0	1	2	0	0	6	3.0
at Pitt	11/17/08	*	25	1	4	.250	0	0	.000	0	0	.000	3	1	4	2.3	4	0	1	2	0	1	2	2.7
at Wright State	11/24/08	*	10	0	2	.000	0	0	.000	0	0	.000	0	1	1	2.0	2	0	0	2	0	0	0	2.0
at Xavier	11/29/08	*	25	1	4	.250	0	0	.000	0	0	.000	3	2	5	2.6	4	0	2	3	1	1	2	2.0
at Temple	12/03/08	*	11	0	2	.000	0	0	.000	0	0	.000	0	1	1	2.3	1	0	0	0	0	0	0	1.7
NORTHWESTERN STATE	12/06/08	*	22	3	4	.750	0	0	.000	0	0	.000	0	3	3	2.4	4	0	0	1	1	0	6	2.3
UW-MILWAUKEE	12/11/08	*	23	0	4	.000	0	0	.000	0	0	.000	2	4	6	2.9	1	0	1	2	0	0	0	2.0
VALPARAISO	12/13/08	*	19	0	2	.000	0	0	.000	0	0	.000	0	0	0	2.6	3	0	1	0	1	0	0	1.8
at West Virginia	12/20/08	*	31	3	5	.600	0	0	.000	2	2	1.000	0	1	1	2.4	3	0	0	1	0	0	8	2.4
at Northwestern State	12/30/08	*	38	2	5	.400	0	0	.000	1	4	.250	1	2	3	2.5	4	0	1	3	0	2	5	2.6
Totals			10	233	11	.306	0	0	.000	7	10	.700	9	18	27	2.5	33	0	7	18	4	4	29	2.6

FLETCHER'S CAREER STATISTICS

Season	GP-GS	MIN	FG	FGA	PCT	3P	3PA	PCT	FT	FTA	PCT	OFF	DEF	REB	AVG	PF-D	A	TO	BL	ST	PTS	AVG
2006-07	15-0	61	2	7	.286	0	0	.000	0	2	.000	3	8	11	0.7	16-0	4	3	1	0	4	0.3
2007-08	27-5	223	19	38	.500	0	0	.000	5	15	.333	11	21	32	1.2	45-0	6	12	2	1	43	1.6
2008-09	11-10	233	11	36	.306	0	0	.000	7	10	.700	9	18	27	2.5	33-0	7	18	4	4	29	2.6
TOTAL	53-15	517	32	81	.395	0	0	.000	12	27	.444	23	47	70	1.3	94-0	17	33	7	5	76	1.4

• **Players not listed have not yet played in a game in 2008-09**

Miami 70 Weber State 66

2K Sports Classic Benefiting Coaches vs. Cancer—Los Angeles Regional
Nov. 12, 2008 • Los Angeles, Calif.

Miami (1-0)	tot-fg	3-pt	rebounds		pf	tp	a	to	blk	s	min			
## Player	fg	fga	ft	of detot										
02 DIERKERS, Tyler	f 5	8	0	3	3	4	3	7	1	13	1	0	3	37
20 WINBUSH, Nick	f 2	6	1	2	0	0	2	2	1	5	1	0	0	15
24 BRAMOS, Michael	f 2	11	2	7	8	0	2	2	4	13	2	1	0	27
41 FLETCHER, Adam	c 0	2	0	0	0	2	2	3	0	0	2	1	0	12
14 HAYES, Kenny	g 8	12	7	7	1	2	0	0	3	24	3	5	0	35
04 MAVUNGA, Julian	g 3	5	0	0	0	1	0	1	1	6	0	2	0	11
05 RICHBURG, Carl	0	1	0	1	0	0	0	0	0	0	0	0	0	0
12 SODERBERG, Kramer	2	3	0	1	0	1	0	0	0	4	0	0	0	13
21 POLLITZ, Eric	0	1	0	0	0	0	1	1	1	0	1	2	0	22
35 BALLARD, Antonio	2	5	0	2	1	3	2	7	9	3	5	1	1	26
TEAM														
Totals.....	24	54	10	20	12	17	8	17	25	17	70	9	14	1 4 200

TOTAL FG%	1st Half: 12-27 44.4%	2nd Half: 12-27 44.4%	Game: 44.4%	DEADB
3-Pt. FG%	1st Half: 6-10 60.0%	2nd Half: 4-10 40.0%	Game: 50.0%	REBOUNDS
F Throw %	1st Half: 4-5 80.0%	2nd Half: 8-12 66.7%	Game: 70.6%	1

Weber State (0-1)	tot-fg	3-pt	rebounds		pf	tp	a	to	blk	s	min			
## Player	fg	fga	ft	of detot										
03 BULLINGER, Kyle	f 4	8	3	5	2	4	1	1	2	1	13	0	4	0 29
31 DAVIS, Daviin	f 3	6	1	1	0	0	1	2	3	4	7	4	8	0 25
40 PANOS, Steve	c 2	5	0	0	3	6	1	4	5	5	7	0	1	1 18
12 HANSEN, Nick	g 3	7	2	6	0	0	0	2	2	0	8	2	0	1 27
33 McCOY, Kellen	g 5	7	2	2	4	4	2	3	5	3	16	4	1	0 30
01 LILLARD, Damian	2	3	1	2	0	0	0	3	3	1	5	1	1	0 1 21
21 RAMOS, Marco	0	0	0	0	0	0	0	0	0	0	0	0	0	0 0+
24 CARSON, Marcus	1	2	0	0	0	0	0	0	0	1	2	1	1	0 0 17
32 MAHONEY, Darin	1	2	0	1	4	6	0	3	3	4	6	0	1	0 0 16
55 MORRIS, Trevor	1	1	0	0	0	0	1	7	8	4	2	0	4	0 0 17
TEAM														
Totals.....	22	41	9	17	13	20	6	26	32	23	66	12	21	0 3 200

TOTAL FG%	1st Half: 11-21 52.4%	2nd Half: 11-20 55.0%	Game: 53.7%	DEADB
3-Pt. FG%	1st Half: 4-7 57.1%	2nd Half: 5-10 50.0%	Game: 52.9%	REBOUNDS
F Throw %	1st Half: 7-12 58.3%	2nd Half: 6-8 75.0%	Game: 65.0%	3

Score by Periods	1st	2nd	Total
Miami	34	36	70
Weber State	33	33	66

No. 4 UCLA 64 Miami 59

2K Sports Classic Benefiting Coaches vs. Cancer—Los Angeles Regional
Nov. 13, 2008 • Los Angeles, Calif.

Miami (1-1)	tot-fg	3-pt	rebounds		pf	tp	a	to	blk	s	min			
## Player	fg	fga	ft	of detot										
02 DIERKERS, Tyler	f 1	2	0	0	2	2	0	5	5	3	4	5	2	0 0 40
20 WINBUSH, Nick	f 3	3	2	2	0	0	1	4	5	2	8	0	2	0 0 17
41 FLETCHER, Adam	c 1	2	0	0	4	4	0	1	1	4	6	1	2	0 0 17
14 HAYES, Kenny	g 1	6	0	2	0	0	0	1	1	2	2	1	2	0 0 32
24 BRAMOS, Michael	g 7	16	2	6	6	8	0	3	3	3	22	2	1	2 1 34
04 MAVUNGA, Julian	3	4	0	1	0	0	0	0	0	0	6	0	0	0 0 12
05 RICHBURG, Carl	0	0	0	0	0	0	0	0	0	0	0	0	0	0 0 2
12 SODERBERG, Kramer	2	3	1	2	0	0	0	0	0	1	5	0	0	0 0 6
21 POLLITZ, Eric	1	1	1	1	0	0	0	2	2	2	3	1	0	0 0 21
35 BALLARD, Antonio	1	4	1	1	0	0	1	2	3	1	3	0	0	0 1 19
TEAM														
Totals.....	20	41	7	15	12	14	3	20	23	18	59	10	9	2 2 200

TOTAL FG%	1st Half: 9-19 47.4%	2nd Half: 11-22 50.0%	Game: 48.8%	DEADB
3-Pt. FG%	1st Half: 2-6 33.3%	2nd Half: 5-9 55.6%	Game: 46.7%	REBOUNDS
F Throw %	1st Half: 7-7 100%	2nd Half: 5-7 71.4%	Game: 85.7%	2

UCLA (2-0)	tot-fg	3-pt	rebounds		pf	tp	a	to	blk	s	min			
## Player	fg	fga	ft	of detot										
03 Shipp, Josh	f 6	14	1	5	3	5	0	4	4	2	16	0	2	2 0 32
13 Keeffe, James	f 1	3	1	2	0	2	1	3	3	2	3	0	0	0 0 24
12 Aboya, Alfred	c 1	4	0	0	4	6	3	3	6	0	6	0	0	0 1 30
02 Collison, Darren	g 6	11	0	0	4	4	0	2	2	1	16	3	0	1 2 36
21 Holiday, Jrue	g 2	4	0	1	1	0	0	0	0	2	5	0	2	1 0 15
00 Gordon, Drew	1	1	0	0	0	0	1	1	2	1	2	0	0	0 0 8
01 Lee, Malcolm	1	3	0	1	0	0	1	1	2	3	2	0	0	0 0 11
05 Anderson, Jerime	0	0	0	0	0	0	0	0	0	0	0	1	0	0 0 4
20 Roll, Michael	3	5	3	5	0	0	1	2	3	1	9	0	1	0 0 22
22 Morgan, J'mison	0	0	0	0	1	2	0	1	1	2	1	0	1	0 0 2
41 Dragovic, Nikola	2	6	0	4	0	0	1	1	2	1	4	1	1	1 0 16
TEAM														
Totals.....	23	51	5	18	13	20	15	18	29	15	64	5	7	5 3 200

TOTAL FG%	1st Half: 11-23 47.8%	2nd Half: 12-28 42.9%	Game: 45.1%	DEADB
3-Pt. FG%	1st Half: 3-10 30.0%	2nd Half: 2-8 25.0%	Game: 27.8%	REBOUNDS
F Throw %	1st Half: 4-8 50.0%	2nd Half: 9-12 75.0%	Game: 65.0%	4

Score by Periods	1st	2nd	Total
Miami	27	32	59
UCLA	29	35	64

No. 5/6 Pittsburgh 82 Miami 53

Nov. 17, 2008 • Pittsburgh, Pa.

Miami (1-2)	tot-fg	3-pt	rebounds		pf	tp	a	to	blk	s	min			
## Player	fg	fga	ft	of detot										
02 DIERKERS, Tyler	f 6	13	0	0	0	0	3	2	5	0	12	0	0	0 4 34
20 WINBUSH, Nick	f 0	4	0	1	0	0	1	0	1	1	0	0	1	0 0 9
24 BRAMOS, Michael	f 0	6	0	3	2	2	1	0	1	2	2	0	1	1 0 22
41 FLETCHER, Adam	c 1	4	0	0	0	0	0	3	1	4	4	2	1	2 0 25
14 HAYES, Kenny	g 4	12	1	4	9	9	1	4	5	1	18	4	4	0 0 31
01 HADDIX II, Rodney	0	2	0	1	0	0	0	0	0	0	0	0	0	0 0 5
04 MAVUNGA, Julian	2	5	0	1	0	1	1	3	4	4	4	0	3	0 0 18
05 RICHBURG, Carl	0	1	0	1	0	0	0	0	0	1	0	0	1	0 1 7
10 CARSON, Isiah	0	1	0	0	0	0	0	0	0	0	1	0	0	0 0 4
12 SODERBERG, Kramer	0	0	0	0	0	0	0	0	0	0	0	1	0	0 0 7
21 POLLITZ, Eric	2	4	1	2	0	0	0	1	1	3	5	2	1	0 0 17
35 BALLARD, Antonio	3	6	2	5	2	4	1	5	6	1	10	0	0	0 2 21
TEAM														
Totals.....	18	58	4	18	13	16	12	18	30	18	53	8	13	1 8 200

TOTAL FG%	1st Half: 11-30 36.7%	2nd Half: 7-28 25.0%	Game: 31.0%	DEADB
3-Pt. FG%	1st Half: 4-9 44.4%	2nd Half: 0-9 0.0%	Game: 22.2%	REBOUNDS
F Throw %	1st Half: 4-4 100%	2nd Half: 9-12 75.0%	Game: 81.3%	2

Pittsburgh (2-0)	tot-fg	3-pt	rebounds		pf	tp	a	to	blk	s	min			
## Player	fg	fga	ft	of detot										
05 BIGGS, Tyrell	f 4	7	2	2	0	1	1	2	3	2	10	0	0	1 27
23 YOUNG, Sam	f 6	10	0	2	2	2	5	7	1	14	1	2	1	0 26
45 BLAIR, DeJuan	c 4	6	0	0	2	3	1	8	9	2	10	0	1	0 19
02 FIELDS, Levante	g 5	9	2	6	0	0	2	2	1	12	12	1	0	0 28
03 DIXON, Jermaine	g 6	9	2	4	0	1	0	0	0	0	14	2	1	0 2 27
01 WOODALL, Travon	0	2	0	2	2	2	0	5	5	1	2	2	1	0 1 8
12 GIBBS, Ashton	1	1	1	1	2	2	0	1	1	1	5	1	2	0 0 14
21 TIESI, Ryan	0	0	0	0	0	0	0	0	0	0	0	0	0	0 0 1
22 WANAMAKER, Brad	2	2	0	0	1	2	0	3	3	2	5	2	3	0 0 14
24 FRYE, Tim	0	1	0	0	0	0	0	0	0	1	0	0	0	0 0 1
35 ROBINSON, Nasir	3	6	0	0	2	2	2	4	1	6	1	2	0	0 16
52 McGHEE, Gary	1	1	0	0	2	2	1	3	3	4	0	1	2	0 0 19
TEAM														
Totals.....	32	54	7	17	11	17	8	29	37	15	82	21	14	3 6 200

TOTAL FG%	1st Half: 14-26 53.8%	2nd Half: 18-28 64.3%	Game: 59.3%	DEADB
3-Pt. FG%	1st Half: 3-8 37.5%	2nd Half: 4-9 44.4%	Game: 41.2%	REBOUNDS
F Throw %	1st Half: 4-8 50.0%	2nd Half: 7-9 77.8%	Game: 64.7%	2

Score by Periods	1st	2nd	Total
Miami	30	23	53
Pittsburgh	35	47	82

Miami 55 Wright State 37

Nov. 24, 2008 • Dayton, Ohio

Miami (2-2)	tot-fg	3-pt	rebounds		pf	tp	a	to	blk	s	min			
## Player	fg	fga	ft	of detot										
02 DIERKERS, Tyler	f 2	9	0	0	2	2	4	1	5	3	6	1	2	0 1 37
24 BRAMOS, Michael	f 5	13	2	6	7	9	1	6	7	0	19	3	1	2 0 37
41 FLETCHER, Adam	c 0	2	0	0	0	0	1	1	2	0	0	0	2	0 0 10
14 HAYES, Kenny	g 6	10	3	4	5	6	0	5	5					

No. 16/20 Xavier 60

Miami 53

Nov. 29, 2008 • Cincinnati, Ohio

Miami (2-3)	tot-fg	3-pt	rebounds									
## Player	fgfga	fgfga	ftfta	of	detot	pf	tp	a	to	blk	s	min
02 DIERKERS, Tyler	f	3 6	0 0	1 2	0 5 5	3	7	0	0	2	0	38
24 BRAMOS, Michael	f	5 14	3 6	2 2	0 6 6	5	15	2	4	0	1	33
41 FLETCHER, Adam	c	1 4	0 0	0 0	3 2 5	4	2	2	3	1	1	25
14 HAYES, Kenny	g	6 14	1 6	6 8	3 2 5	2	19	2	2	0	1	37
21 POLLITZ, Eric	g	2 5	0 1	1 2	0 3 3	3	5	3	2	0	0	26
04 MAVUNGA, Julian	0	4 0	0 0	0 0	1 1 2	2	0	0	1	1	1	14
05 RICHBURG, Carl	1	2 1	2 0	0 0	0 0 0	1	3	0	0	0	0	3
12 SODERBERG, Kramer	1	1 0	0 0	0 0	0 0 0	1	2	0	0	0	0	1
20 WINBUSH, Nick	0	4 0	1 0	0 0	1 2 3	3	0	0	0	0	0	8
35 BALLARD, Antonio	0	4 0	1 0	0 2	1 5 6	2	0	0	1	0	0	15
TEAM					5 1 6							
Totals.....		19 58	5 17	10 16	14 27 41	26	53	9	13	4	4	200

TOTAL FG% 1st Half: 10-31 32.3% 2nd Half: 9-27 33.3% Game: 32.8% DEADBALL
 3-Pt. FG% 1st Half: 4-12 33.3% 2nd Half: 1-5 20.0% Game: 29.4% REBOUNDS
 F Throw % 1st Half: 3-4 75.0% 2nd Half: 7-12 58.3% Game: 62.5% 4

Xavier (6-0)	tot-fg	3-pt	rebounds									
## Player	fgfga	fgfga	ftfta	of	detot	pf	tp	a	to	blk	s	min
05 BROWN, Derrick	f	6 10	1 1	10 13	3 3 6	2	23	0	0	0	0	33
20 ANDERSON, C.J.	f	3 8	0 0	5 9	1 2 3	0	11	0	2	0	1	34
31 LOVE, Jason	c	2 5	0 0	2 4	2 6 8	2	6	0	0	1	0	24
11 RAYMOND, B.J.	g	5 15	1 8	2 4	1 5 6	1	13	2	1	0	1	36
25 JACKSON, Dante'	g	0 5	0 2	2 2	1 2 3	1	2	3	2	0	0	25
03 WALSH, Brian	0	0 0	0 0	0 2	0 1 1	0	0	0	0	0	0	6
12 REDFORD, Brad	0	1 0	1 0	0 0	0 0 0	1	0	0	0	0	0	8
22 McLEAN, Jamel	2	2 0	0 0	2 3	2 5	5	4	0	2	1	2	18
32 FREASE, Kenny	0	2 0	0 0	1 2	1 4 5	0	1	0	2	1	0	16
TEAM					1 1							
Totals.....		18 48	2 12	22 38	12 26 38	12	60	5	9	3	4	200

TOTAL FG% 1st Half: 7-21 33.3% 2nd Half: 11-27 40.7% Game: 37.5% DEADBALL
 3-Pt. FG% 1st Half: 1-7 14.3% 2nd Half: 1-5 20.0% Game: 16.7% REBOUNDS
 F Throw % 1st Half: 9-16 56.3% 2nd Half: 13-22 59.1% Game: 57.9% 7,1

Score by Periods	1st	2nd	Total
Miami	27	26	53
Xavier	24	36	60

Miami 68

Temple 52

Dec. 3, 2008 • Philadelphia, Pa.

Miami (3-3)	tot-fg	3-pt	rebounds									
## Player	fgfga	fgfga	ftfta	of	detot	pf	tp	a	to	blk	s	min
24 BRAMOS, Michael	f	10 21	6 10	0 0	1 2 3	3	26	1	2	0	3	39
35 BALLARD, Antonio	f	0 1	0 0	0 0	1 3 4	0	0	3	1	0	1	20
02 DIERKERS, Tyler	c	4 7	0 0	2 2	2 6 8	1	10	2	1	1	2	31
14 HAYES, Kenny	g	6 8	1 2	4 5	0 4 4	1	17	6	3	1	2	30
21 POLLITZ, Eric	g	1 3	0 2	2 2	0 1 1	3	4	3	0	0	1	31
04 MAVUNGA, Julian	0	0 0	0 0	1 2	0 0 0	0	1	0	1	0	0	2
05 RICHBURG, Carl	1	2 0	0 0	0 0	1 1 0	0	2	2	0	0	1	12
11 MOCK, Sean	0	0 0	0 0	0 0	0 0 0	0	0	0	0	0	0	1
12 SODERBERG, Kramer	0	0 0	0 0	0 0	0 0 0	1	0	0	0	0	0	3
20 WINBUSH, Nick	3	4 2	3 0	0 0	5 5 3	8	1	0	0	0	0	19
40 THOMAS, Adam	0	0 0	0 0	0 0	0 0 0	0	0	0	0	0	0	1
41 FLETCHER, Adam	0	2 0	0 0	0 0	0 1 1	1	0	0	0	0	0	11
TEAM					1 2 3							
Totals.....		25 48	9 17	9 11	4 23 27	13	68	18	9	2	10	200

TOTAL FG% 1st Half: 11-25 44.0% 2nd Half: 14-23 60.9% Game: 52.1% DEADBALL
 3-Pt. FG% 1st Half: 4-8 50.0% 2nd Half: 5-9 55.6% Game: 52.9% REBOUNDS
 F Throw % 1st Half: 2-2 100% 2nd Half: 7-9 77.8% Game: 81.8% 2

Temple (3-3)	tot-fg	3-pt	rebounds									
## Player	fgfga	fgfga	ftfta	of	detot	pf	tp	a	to	blk	s	min
41 OLMOS, Sergio	c	6 10	0 0	0 0	3 2 5	2	12	0	0	1	0	24
02 BROOKS, Ryan	g	4 10	1 6	0 1	1 5 6	3	9	0	3	1	2	36
10 GUZMAN, Luis	g	0 3	0 1	0 0	0 0 0	3	0	3	1	0	0	21
15 INGE, Semaj	g	3 5	1 2	2 5	0 2 2	2	9	5	4	0	0	37
22 CHRISTMAS, D.	g	3 12	3 10	2 3	0 4 4	2	11	1	3	1	1	38
11 DiLEO, T.J.	0	1 0	1 0	0 0	1 1 0	0	0	1	2	0	0	8
23 MOORE, Ramone	2	3 1	2 1	2 0	1 1 2	6	1	1	0	0	0	14
24 ALLEN, Lavoy	2	5 1	2 0	0 2	2 4	2	5	1	0	0	0	16
30 WILLIAMS, Craig	0	0 0	0 0	0 0	0 0 0	0	0	0	0	0	0	1
50 ERIC, Michael	0	0 0	0 0	0 0	1 0 1	0	0	0	1	0	0	5
TEAM					1 2 3							
Totals.....		20 49	7 24	5 11	8 19 27	16	52	12	15	3	3	200

TOTAL FG% 1st Half: 8-23 34.8% 2nd Half: 12-26 46.2% Game: 40.8% DEADBALL
 3-Pt. FG% 1st Half: 5-12 41.7% 2nd Half: 2-12 16.7% Game: 29.2% REBOUNDS
 F Throw % 1st Half: 1-5 20.0% 2nd Half: 4-6 66.7% Game: 45.5% 4

Score by Periods	1st	2nd	Total
Miami	28	40	68
Temple	22	30	52

Miami 94

Northwestern State 66

Dec. 6, 2008 • Oxford, Ohio

Northwestern State (4-4)	tot-fg	3-pt	rebounds									
## Player	fgfga	fgfga	ftfta	of	detot	pf	tp	a	to	blk	s	min
22 Petravicus, Deividaf	0	2 0	1 0	0 0	0 1 1	2	0	2	2	0	0	6
42 Mosley, William	f	4 5	0 0	0 0	1 1 2	0	8	0	1	2	1	24
15 White, Devin	c	3 12	0 1	3 4	3 4 7	2	9	0	1	2	1	25
14 McConathy, Michaelg	2	7 0	2 2	3 0	1 1	3	6	5	3	0	2	29
24 Jones, Damon	g	4 12	1 5	0 0	3 1 4	2	9	0	0	0	1	23
01 Knight, Dominic	2	5 0	1 0	0 1	2 3	4	4	1	0	0	0	17
02 Brooks, Aramie	2	3 0	0 1	2 3	2 5	3	5	0	4	0	0	14
05 McConathy, Logan	1	2 0	1 0	0 0	0 0 0	0	2	1	0	0	0	10
11 Clark, C.J.	2	5 0	1 0	0 1	0 1	5	4	1	2	0	0	15
12 Watkins, Dwayne	0	0 0	0 1	2 0	0 0 0	0	1	0	0	0	0	1
21 Richardson, Darius	0	0 0	0 0	0 0	0 1 1	0	0	0	0	0	0	1
23 Hancock, Keithan	5	10 5	7 0	0 1	2 3	1	15	1	2	0	0	20
31 Porterie, Kalem	0	2 0	0 3	4 3	0 3	2	3	0	0	0	0	12
34 Clark, Charles	0	1 0	0 0	0 0	1 1 2	1	0	0	1	0	0	3
TEAM					5 1 6							
Totals.....		25 66	6 19	10 15	22 17 39	26	66	11	16	4	5	200

TOTAL FG% 1st Half: 11-31 35.5% 2nd Half: 14-35 40.0% Game: 37.9% DEADBALL
 3-Pt. FG% 1st Half: 3-11 27.3% 2nd Half: 3-8 37.5% Game: 31.6% REBOUNDS
 F Throw % 1st Half: 4-6 66.7% 2nd Half: 6-9 66.7% Game: 66.7% 2,1

Miami (4-3)	tot-fg	3-pt	rebounds									
## Player	fgfga	fgfga	ftfta	of	detot	pf	tp	a	to	blk	s	min
02 DIERKERS, Tyler	f	5 7	0 0	5 6	7 4 11	0	15	4	1	1	2	35
24 BRAMOS, Michael	f	9 17	8 11	5 6	0 3 3	0	31	1	0	4	0	32
41 FLETCHER, Adam	c	3 4	0 0	0 0	0 3 3	4	6	0	1	1	0	22
14 HAYES, Kenny	g	3 9	3 5	2 2	1 4 5	1	11	8	4	0	1	31
21 POLLITZ, Eric	g	1 5	0 0	1 2	0 2 2	2	3	7	2	0	1	26
01 HADDIX II, Rodney	2	4 0	0 0	0 0	0 0 0	3	4	0	0	0	0	6
04 MAVUNGA, Julian	1	1 0	0 0	4 5	2 4 6	0	6	1	0	1	0	12
05 RICHBURG, Carl	0	0 0	0 1	2 1	0 1	2	1	0	1	0	1	4
10 CARSON, Isiah	2	3 0	1 0	1 1	1 0 1	0	4	1	0	0	0	4
11 MOCK, Sean	0	0 0	0 1	2 0	0 0 0	1	1	0	0	0	0	2
12 SODERBERG, Kramer	0	2 0	2 1	2 0	1 1	4	1	1	0	0	0	8
20 WINBUSH, Nick	3	5 0	1 3	4 0	0 0	1	9	0	0	0	1	16
40 THOMAS, Adam	1	2 0	0 0	0 0	0 0 0	0	2	0	0	0	0	2
TEAM					3 1 4							
Totals.....		30 59	11 20	23 32	15 22 37	18	94	23	9	7	6	200

TOTAL FG% 1st Half: 14-30 46.7% 2nd Half: 16-29 55.2% Game: 50.8% DEADBALL
 3-Pt. FG% 1st Half: 4-9 44.4% 2nd Half: 7-11 63.6% Game: 55.0% REBOUNDS
 F Throw % 1st Half: 3-5 60.0% 2nd Half: 20-27 74.1% Game: 71.9% 5

Score by Periods	1st	2nd	Total
Northwestern State	29	37	66
Miami	35	59	94

Miami 69
UW-Milwaukee 45
Dec. 11, 2008 • Oxford, Ohio

UW-Milwaukee (5-5)		tot-fg		3-pt		rebounds		pf		tp		a		to		blk		s		min	
##	Player	f	fg	g	fg	g	ft	fta	of	detot	pf	tp	a	to	blk	s	min				
21	MEIER, Tony	f	1	8	1	5	0	0	1	3	4	3	3	0	2	0	0	25			
23	HILL, Anthony	f	2	6	0	1	0	0	2	3	5	1	4	0	4	1	0	18			
00	SMITH, Avery	g	4	9	0	1	0	0	1	4	5	3	8	4	1	0	1	25			
02	ROBERTS, Deonte	g	1	4	0	0	2	2	1	1	2	2	4	0	2	0	1	17			
11	BOYLE, Tone	g	3	11	1	4	1	5	2	0	2	0	8	1	2	0	1	33			
01	SWIGGETT, Charlie	g	2	4	1	2	3	4	1	2	3	0	8	1	2	0	0	14			
04	JAMES, Deion	g	0	0	0	0	0	0	0	1	1	0	0	0	0	0	0	2			
05	FRANKLIN, Ricky	g	0	2	0	2	0	0	0	1	1	2	0	0	0	0	0	20			
10	HOLT, Zach	g	0	1	0	1	0	0	0	0	0	0	0	0	0	0	0	4			
22	ANDERSON, Kaylan	g	1	1	0	0	1	2	1	4	5	0	3	0	1	0	0	14			
42	PORTE, Burleigh	g	0	0	0	0	0	1	0	2	2	1	0	1	0	3	0	8			
52	AVERKAMP, Jason	g	0	1	0	0	0	0	0	0	0	0	0	0	0	0	0	6			
55	EAYRS, James	g	3	6	1	3	0	0	1	4	5	3	7	0	1	0	0	14			
	TEAM								3	2	5										
	Totals.....		17	53	4	19	7	14	13	27	40	15	45	7	15	4	3	200			

TOTAL FG%	1st Half: 7-25 28.0%	2nd Half: 10-28 35.7%	Game: 32.1%	DEADB
3-Pt. FG%	1st Half: 1-9 11.1%	2nd Half: 3-10 30.0%	Game: 21.1%	REBOUNDS
F Throw %	1st Half: 2-3 66.7%	2nd Half: 5-11 45.5%	Game: 50.0%	2

Miami (5-3)		tot-fg		3-pt		rebounds		pf		tp		a		to		blk		s		min	
##	Player	f	fg	g	fg	g	ft	fta	of	detot	pf	tp	a	to	blk	s	min				
02	DIERKERS, Tyler	f	2	9	0	0	0	0	4	6	10	1	4	3	1	0	0	32			
24	BRAMOS, Michael	f	9	16	6	8	2	3	0	3	3	2	26	0	2	0	0	33			
41	FLETCHER, Adam	c	0	4	0	0	0	0	2	4	6	1	0	1	2	0	0	23			
05	RICHBURG, Carl	g	5	8	1	2	3	5	0	3	3	2	14	4	2	0	2	28			
21	POLLITZ, Eric	g	2	4	0	0	0	0	1	3	4	4	4	1	0	1	0	24			
01	HADDIX II, Rodney	g	2	2	2	2	0	0	1	1	2	1	6	1	0	0	0	6			
04	MAVUNGA, Julian	g	0	5	0	0	2	4	4	1	5	1	2	0	2	0	0	13			
10	CARSON, Isiah	g	1	4	0	1	0	0	1	1	2	2	2	2	0	0	2	7			
11	MOCK, Sean	g	0	2	0	1	0	0	0	0	0	2	0	0	0	0	0	2			
12	SODERBERG, Kramer	g	3	4	1	1	0	0	0	1	1	1	7	2	0	0	2	16			
20	WINBUSH, Nick	g	2	8	0	3	0	1	2	3	5	0	4	0	0	0	0	14			
40	THOMAS, Adam	g	0	0	0	0	0	0	0	0	0	1	0	0	0	0	0	2			
	TEAM								2	2	4										
	Totals.....		26	66	10	18	7	13	17	28	45	18	69	14	9	1	6	200			

TOTAL FG%	1st Half: 14-32 43.8%	2nd Half: 12-34 35.3%	Game: 39.4%	DEADB
3-Pt. FG%	1st Half: 5-8 62.5%	2nd Half: 5-10 50.0%	Game: 55.6%	REBOUNDS
F Throw %	1st Half: 2-3 66.7%	2nd Half: 5-10 50.0%	Game: 53.8%	2

Score by Periods	1st	2nd	Total
UW-Milwaukee	17	28	45
Miami	35	34	69

Miami 62
Valparaiso 50
Dec. 13, 2008 • Oxford, Ohio

Valparaiso (3-6)		tot-fg		3-pt		rebounds		pf		tp		a		to		blk		s		min	
##	Player	f	fg	g	fg	g	ft	fta	of	detot	pf	tp	a	to	blk	s	min				
21	MEIER, Tony	f	1	8	1	5	0	0	1	3	4	3	3	0	2	0	0	25			
00	IGBAVBOA, Urule	f	4	8	0	0	1	5	0	6	6	1	9	3	2	1	1	35			
02	FUMEY, Benjamin	f	3	6	0	0	0	0	2	2	4	4	6	1	3	0	1	33			
01	ROGERS, Michael	g	5	8	0	3	0	0	1	0	1	2	10	3	1	0	0	23			
14	LITTLE, Howard	g	1	4	0	2	2	4	1	2	3	1	4	4	4	0	1	32			
33	DIEBLER, Jake	g	3	6	2	5	2	2	1	4	5	3	10	1	1	0	1	38			
03	HASKINS, DeAndre	g	2	4	2	3	0	0	0	0	0	2	6	1	0	0	1	11			
05	WITT, Cameron	g	2	2	0	0	1	1	0	0	0	2	5	0	2	0	0	11			
15	BUGGS, Erik	g	0	1	0	0	0	0	1	1	2	1	0	2	2	0	0	15			
22	JONES, Logan	g	0	0	0	0	0	0	0	0	0	1	0	0	0	0	0	2			
	TEAM								1	1											
	Totals.....		20	39	4	13	6	12	7	15	22	17	50	15	15	1	5	200			

TOTAL FG%	1st Half: 10-22 45.5%	2nd Half: 10-17 58.8%	Game: 51.3%	DEADB
3-Pt. FG%	1st Half: 2-8 25.0%	2nd Half: 2-5 40.0%	Game: 30.8%	REBOUNDS
F Throw %	1st Half: 4-5 80.0%	2nd Half: 2-7 28.6%	Game: 50.0%	2

Miami (6-3)		tot-fg		3-pt		rebounds		pf		tp		a		to		blk		s		min	
##	Player	f	fg	g	fg	g	ft	fta	of	detot	pf	tp	a	to	blk	s	min				
02	DIERKERS, Tyler	f	3	4	0	0	3	4	1	7	8	4	9	2	3	0	3	38			
24	BRAMOS, Michael	f	9	14	6	9	4	6	2	1	3	2	28	0	1	1	1	38			
41	FLETCHER, Adam	c	0	2	0	0	0	0	0	0	0	3	0	1	0	1	0	19			
14	HAYES, Kenny	g	0	2	0	0	0	2	0	0	0	0	0	4	1	0	1	20			
21	POLLITZ, Eric	g	4	8	1	2	2	2	1	3	4	2	11	2	0	0	0	29			
04	MAVUNGA, Julian	g	0	0	0	0	0	0	0	0	0	2	0	0	2	0	0	6			
05	RICHBURG, Carl	g	1	4	0	3	2	4	1	2	3	2	4	3	2	0	1	21			
12	SODERBERG, Kramer	g	1	3	1	3	0	0	0	1	1	1	3	0	0	0	0	10			
20	WINBUSH, Nick	g	3	6	1	3	0	0	1	1	2	2	7	0	2	1	1	19			
	TEAM								4	4											
	Totals.....		21	43	9	20	11	18	10	15	25	18	62	12	11	3	7	200			

TOTAL FG%	1st Half: 11-25 44.0%	2nd Half: 10-18 55.6%	Game: 48.8%	DEADB
3-Pt. FG%	1st Half: 4-11 36.4%	2nd Half: 5-9 55.6%	Game: 45.0%	REBOUNDS
F Throw %	1st Half: 3-4 75.0%	2nd Half: 8-14 57.1%	Game: 61.1%	4,1

Score by Periods	1st	2nd	Total
Valparaiso	26	50	69
Miami	29	33	62

West Virginia 82
Miami 46
Dec. 20, 2008 • Morgantown, W. Va.

Miami (6-4)		tot-fg		3-pt		rebounds		pf		tp		a		to		blk		s		min	
##	Player	f	fg	g	fg	g	ft	fta	of	detot	pf	tp	a	to	blk	s	min				
02	DIERKERS, Tyler	f	1	2	0	0	2	2	0	5	5	0	4	1	6	0	1	35			
41	FLETCHER, Adam	c	3	5	0	0	2	2	0	1	1	3	8	0	1	0	0	31			
05	RICHBURG, Carl	g	1	5	0	2	2	2	0	2	2	1	4	4	4	0	1	26			
21	POLLITZ, Eric	g	1	4	0	1	2	2	2	5	7	1	4	2	3	1	0	23			
24	BRAMOS, Michael	g	5	13	1	6	3	3	1	3	4	2	14	0	4	0	1	37			
01	HADDIX II, Rodney	g	0	1	0	0	0	0	1	0	1	2	0	0	1	0	0	2			
04	MAVUNGA, Julian	g	0	2	0	0	1	2	1	1	2	2	1	0	1	0	0	9			
10	CARSON, Isiah	g	0	0	0	0	0	0	0	1	1	1	0	1	1	0	0	6			
11	MOCK, Sean	g	0	0	0	0	0	0	0	0	0	0	0	0	0	0	0	1			
12	SODERBERG, Kramer	g	0	3	0	2	0	0	0	0	0	0	0	1	4	0	1	15			
20	WINBUSH, Nick	g	4	6	2	4	1	4	0	3	3	3	11	0	1	0	0	15			
	TEAM								2	1	3										
	Totals.....		15	41	3	15	13	17	7	22	29	15	46	9	26	1	4	200			

TOTAL FG%	1st Half: 5-19 26.3%	2nd Half: 10-22 45.5%	Game: 36.6%	DEADB
3-Pt. FG%	1st Half: 1-8 12.5%	2nd Half: 2-7 28.6%	Game: 20.0%	REBOUNDS
F Throw %	1st Half: 6-6 100%	2nd Half: 7-11 63.6%	Game: 76.5%	2

West Virginia (8-2)		tot-fg		3-pt		rebounds		pf		tp		a		to		blk		s		min	
##	Player	f	fg	g	fg	g	ft	fta	of	detot	pf	tp	a	to	blk	s	min				
01	BUTLER, Da'Sean	f	11	17	5	7	1	2	3	2	5	3	28	1	1	1	1	31			
35	SMITH, Wellington	f	2	3	1	1	0	0	1	1	2	4	5	0	0	0	0	13			
41	FLOWERS, John	f	2	3	0	1	2	3	0	1	1	0	6	2	0	0	1	19			
22	RUOFF, Alex	g	5	12	2	6	3	3	2	2	4	0	15	8	2	2	3	35			
25	BRYANT, Darryl	g	6	9	4																

RECORD:	OVERALL	HOME	AWAY	NEUTRAL
ALL GAMES	7-4	3-0	3-4	1-0
CONFERENCE	0-0	0-0	0-0	0-0
NON-CONFERENCE	7-4	3-0	3-4	1-0

#	Player	gp-gs	min	avg	Total		3-Point		F-Throw		Rebounds				pf	dq	a	to	blk	stl	pts	avg		
					fg-fga	fg%	3fg-fga	3fg%	ft-fa	ft%	off	def	tot	avg										
24	BRAMOS, Michael	11-11	362	32.9	66-153	.431	37-76	.487	40-49	.816	8	36	44	4.0	26	1	13	19	12	9	209	19.0		
14	HAYES, Kenny	8-8	249	31.1	34-73	.466	16-30	.533	27-34	.794	5	20	25	3.1	11	0	30	25	2	6	111	13.9		
02	DIERKERS, Tyler	11-11	395	35.9	35-75	.467	0-0	.000	24-29	.828	29	49	78	7.1	18	0	27	20	4	17	94	8.5		
21	POLLITZ, Eric	11-8	273	24.8	23-50	.460	5-12	.417	8-11	.727	6	28	34	3.1	29	0	28	12	2	2	59	5.4		
20	WINBUSH, Nick	11-3	157	14.3	21-51	.412	8-22	.364	6-12	.500	7	23	30	2.7	21	0	2	8	2	3	56	5.1		
01	HADDIX II, Rodney	6-0	42	7.0	10-17	.588	4-6	.667	2-3	.667	4	3	7	1.2	10	0	1	4	0	1	26	4.3		
35	BALLARD, Antonio	6-1	131	21.8	9-28	.321	3-10	.300	3-9	.333	7	25	32	5.3	9	0	6	7	0	4	24	4.0		
05	RICHBURG, Carl	11-3	119	10.8	10-26	.385	3-12	.250	8-13	.615	2	8	10	0.9	10	0	13	12	0	7	31	2.8		
41	FLETCHER, Adam	11-10	233	21.2	11-36	.306	0-0	.000	7-10	.700	9	18	27	2.5	33	0	7	18	4	4	29	2.6		
04	MAVUNGA, Julian	11-0	106	9.6	9-28	.321	0-2	.000	8-14	.571	10	12	22	2.0	14	0	1	13	2	1	26	2.4		
12	SODERBERG, Kramer	11-0	100	9.1	10-21	.476	3-11	.273	1-5	.200	0	5	5	0.5	13	0	7	5	0	4	24	2.2		
10	CARSON, Isiah	5-0	22	4.4	3-8	.375	0-2	.000	0-1	.000	2	2	4	0.8	4	0	4	1	0	2	6	1.2		
40	THOMAS, Adam	3-0	5	1.7	1-2	.500	0-0	.000	0-0	.000	0	0	0	0.0	1	0	0	0	0	0	2	0.7		
11	MOCK, Sean	4-0	6	1.5	0-2	.000	0-1	.000	1-2	.500	0	0	0	0.0	3	0	0	0	0	0	1	0.3		
Team											27	12	39											
Total.....		11	2200		242-570	.425	79-184	.429	135-192	.703	116	241	357	32.5	202	1	139	145	28	60	698	63.5		
Opponents.....		11	2200		242-561	.431	62-202	.307	126-197	.640	116	238	354	32.2	194	-	125	154	42	60	672	61.1		

TEAM STATISTICS	MIAMI	OPP	Date	Opponent	Score	Att.
SCORING	698	672	11/12/08	vs Weber State	w 70-66	0
Points per game	63.5	61.1	11/13/08	at UCLA	L 59-64	7802
Scoring margin	+2.4	-	11/17/08	at PITT	L 53-82	10072
FIELD GOALS-ATT	242-570	242-561	11/24/08	at Wright State	w 55-37	5517
Field goal pct	.425	.431	11/29/08	at Xavier	L 53-60	10250
3 POINT FG-ATT	79-184	62-202	12/3/08	at TEMPLE	w 68-52	5029
3-point FG pct	.429	.307	12/06/08	NORTHWESTERN STATE	w 94-66	1853
3-pt FG made per game	7.2	5.6	12/11/08	WISCONSIN-MILWAUKEE	w 69-45	2256
FREE THROWS-ATT	135-192	126-197	12/13/08	VALPARAISO	w 62-50	2467
Free throw pct	.703	.640	12/20/08	at West Virginia	L 46-82	8980
F-Throws made per game	12.3	11.5	12-30-08	at Northwestern State	w 69-68	1231
REBOUNDS	357	354	* - Conference game			
Rebounds per game	32.5	32.2				
Rebounding margin	+0.3	-				
ASSISTS	139	125				
Assists per game	12.6	11.4				
TURNOVERS	145	154				
Turnovers per game	13.2	14.0				
Turnover margin	+0.8	-				
Assist/turnover ratio	1.0	0.8				
STEALS	60	60				
Steals per game	5.5	5.5				
BLOCKS	28	42				
Blocks per game	2.5	3.8				
ATTENDANCE	6576	48881				
Home games-Avg/Game	3-2192	7-6983				
Neutral site-Avg/Game	-	1-0				

Score by Periods	1st	2nd	Totals
Miami University	316	382	698
Opponents	317	355	672