

# MIAMI UNIVERSITY ATHLETIC MEDIA RELATIONS

Mike Pearson, Director  
Angie Renninger, Assoc. Director  
Jim Stephan, Asst. Director  
Mike Roth, Asst. Director  
Jeff Symonds, Asst. Director

MU  .COM



230 Millett Hall • Oxford, OH 45056 • Phone: 513-529-6239  
Fax: 513-529-6729 • Email: RENNINAL@muohio.edu

## 2008-09 SCHEDULE

Times are listed as Eastern Time and subject to change

### NOVEMBER

8 SAGINAW VALLEY STATE (EXH.) .. W, 66-54  
12 vs. Weber State#..... W, 70-66  
13 vs. No. 4 UCLA# ..... L, 59-64  
17 at No. 5/6 Pittsburgh ..... L, 53-82  
24 at Wright State ..... W, 55-37  
29 at No. 16/20 Xavier ..... L, 53-60

### DECEMBER

3 at Temple ..... W, 68-52  
6 NORTHWESTERN STATE ..... W, 94-66  
11 MILWAUKEE ..... W, 69-45  
13 VALPARAISO (DH) ..... W, 62-50  
20 at West Virginia ..... L, 46-82  
30 at Northwestern State ..... 8 p.m.

### JANUARY

6 at Dayton ..... 7 p.m.  
10 AKRON\* (DH) ..... 4 p.m.  
14 OHIO\* ..... 7 p.m.  
17 at Kent State\* ..... 7 p.m.  
20 at Bowling Green\* ..... 7 p.m.  
24 BUFFALO\* (DH) ..... 4 p.m.  
28 NORTHERN ILLINOIS\* ..... 7 p.m.  
31 at Eastern Michigan\* ..... 2 p.m.

### FEBRUARY

4 BALL STATE\* ..... 7 p.m.  
7 at Toledo\* ..... 7 p.m.  
10 at Central Michigan\* ..... 7 p.m.  
14 WESTERN MICHIGAN\* (DH) ..... 7 p.m.  
18 at Akron\* ..... 7 p.m.  
20/21 at ESPNU BracketBuster ..... TBA  
26 at Ohio\* ..... 7 p.m.

### MARCH

1 KENT STATE\* ..... 2 p.m.  
5 BOWLING GREEN\* ..... 7 p.m.  
8 at Buffalo\* ..... 2 p.m.

### Mid-American Conference Tournament

(Quicken Loans Arena—Cleveland, OH)

10 First Round ..... TBA  
12 Quarterfinals ..... TBA  
13 Semifinals ..... TBA  
14 Championship ..... TBA

\*Denotes Mid-American Conference Game

2K Sports Classic Benefiting Coaches vs. Cancer  
# Los Angeles, Calif.

### HOME GAMES IN BOLD CAPS

### Miami Athletic Media Relations

Phone ..... 513-529-4327  
FAX ..... 513-529-6729  
Renninger's Phone ..... 513-529-6239  
Renninger's Cell ..... 513-330-0810  
Renninger's E-mail .....  
.....RENNINAL@muohio.edu

## 2008-09 REDHAWK MEN'S BASKETBALL (6-4; 0-0 MAC)

# MIAMI UNIVERSITY BASKETBALL

Dec. 30 at Northwestern State (8-5), 8 p.m. (ET)  
Prather Coliseum • Natchitoches, La.

### MATCH-UP AT A GLANCE:

Arena ..... Prather Coliseum (9,038)  
Tipoff ..... 8 p.m. (ET)  
Radio ..... Miami Sports Network Affiliates (Pregame starts at 7:30 p.m.)  
Television ..... None  
Cybercast ..... www.MURedHawks.com  
Series Record/Streak ..... Miami Leads, 1-0; W-1



## PROBABLE STARTERS

### MIAMI PROBABLE STARTERS

No.	Name	Pos.	Ht.	Wt.	Yr.	Hometown	PPG	RPG	MIN
5	Carl Richburg	G	5-9	183	Sr.	Mason, OH	2.8	1.0	10.8
21	Eric Pollitz	G	6-5	204	Sr.	Ottawa, OH	4.3	2.4*	24.6
41	Adam Fletcher	C	6-8	226	Jr.	St. Albans, WV	2.4	2.4	19.5
24	Michael Bramos	F	6-5	225	Sr.	Harper Woods, MI	19.6	3.5	33.2
2	Tyler Dierkers	F/C	6-8	220	Sr.	Cincinnati, OH	8.4	6.9	35.7

### Off The Bench

1	Rodney Haddix II	G	6-3	216	So.	Georgetown, KY	2.0	0.8	4.0
4	Julian Mavunga	F	6-8	252	Fr.	Indianapolis, IN	2.6	2.2	10.2
10	Isiah Carson	G	6-1	223	Sr.	Springfield, OH	1.2	0.8	4.4
11	Sean Mock	F	6-6	200	So.	Oxford, OH	0.3	0.0	1.5
12	Kramer Soderberg	G	6-0	172	Fr.	St. Charles, MO	2.2	0.3	8.7
14	Kenny Hayes	G	6-2	183	Sr.	Dayton, OH-out	13.9	3.8*	31.1
20	Nick Winbush	F	6-7	213	So.	Shaker Heights, OH	4.6	2.8	13.9
35	Antonio Ballard	G/F	6-4	197	So.	Jeffersonville, IN	out due to injury		
40	Adam Thomas	F	6-7	210	Fr.	Springboro, OH	0.7	0.0	1.7
55	Vince Legarza	C/F	6-9	265	Fr.	San Francisco, CA	—	—	—

\*denotes assists per game

### STORYLINES

**1. REDHAWKS ROUND OUT 2008 AT NORTHWESTERN STATE:** In the second game of a home-and-home series with Northwestern State, Miami travels to Natchitoches, La., to battle the Demons at 8 p.m. (ET) on Dec. 30 in the final game of the 2008 calendar year for the RedHawks. Both teams had strung together four straight wins before dropping their last contests.

**2. POLLITZ MAKING HIS MARK:** Senior guard **Eric Pollitz** has started Miami's last seven games. Over Miami's last seven games, Pollitz is averaging 5.0 ppg, 3.9 apg and 2.9 rpg. Against Valparaiso on Dec. 13, Pollitz had a solid performance with 11 points, four rebounds, two assists and no turnovers in 29 minutes of action. He led all RedHawks with seven rebounds at West Virginia on Dec. 20.

**3. CLOSING IN ON DECEMBER WIN MARK:** Miami has posted a 4-1 record thus far in December. Four is the most wins in December a Miami team has recorded under head coach Charlie Coles. With one December game remaining, the RedHawks could post a new high for December wins under Coles.



# GAMEDAY CENTRAL

## Miami

Oxford, Ohio.....	<b>Location</b> .....	Natchitoches, La.
15,766.....	<b>Enrollment</b> .....	9,038
Mid-American (East).....	<b>Conference</b> .....	Southland
Millett Hall (6,400).....	<b>Arena</b> .....	Prather Coliseum (3,600)
Charlie Coles (Miami '65).....	<b>Head Coach</b> .....	Mike McConathy (Louisiana Tech '77)
13th Season.....	<b>Years at School</b> .....	11th Season
213-159.....	<b>Record at School</b> .....	153-140
305-243 (19th Season).....	<b>Overall Record</b> .....	405-299 (26th Season)
17-16.....	<b>2007-08 Record</b> .....	15-18
9-7 (t-3rd, East).....	<b>2007-08 Conference Record</b> .....	9-7
CBI First Round.....	<b>2007-08 Postseason</b> .....	None
4/2.....	<b>Starters Returning/Lost</b> .....	2/3
10/3.....	<b>Lettermen Returning/Lost</b> .....	9/5

## vs. Northwestern State

**ABOUT NORTHWESTERN STATE:** The Demons enter Tuesday's game with an 8-5 mark. Northwestern State had put together four straight wins against LSU-Shreveport (85-64), Grambling State (83-79), Houston Baptist (84-75) and Southern-New Orleans (92-64) before suffering a 95-56 loss at Arkansas on Saturday. The Demons have protected their home court well this season and are 4-0 in Prather Coliseum in 2008-09. Devin White and Damon Jones lead the team in scoring, averaging 12.3 and 12.1 ppg, respectively. Keithan Hancock follows with 9.5 ppg. William Mosley paces the team on the boards, averaging 7.8 rpg, while White hauls in 7.3 rpg. White and Mosley have teamed up for 70 percent of the team's blocked shots with 33 and 29 apiece, respectively. Michael McConathy is dishing out an impressive 4.7 assists per game.

**THE SERIES WITH THE DEMONS:** This is the second meeting in the series with Northwestern State. The two schools previously met this season on Dec. 6 in Oxford with Miami capturing a 94-66 win. Senior forward Michael Bramos amassed 31 points, going 8-for-11 from 3-point range, while senior forward/center Tyler Dierkers recorded 15 points and 11 rebounds and senior guard Kenny Hayes added 11 points and eight assists.

**UP NEXT:** The RedHawks will play their first game of 2009 when Miami travels to local rival Dayton for a 7 p.m. game on Jan. 6 to round out a three-game road stretch. Miami returns home to host its first two Mid-American Conference games, entertaining Akron on Jan. 10 and Ohio on Jan. 14.

## RedHawks On The Airwaves

### MIAMI ISP SPORTS NETWORK

In its second year of its partnership with ISP Sports Marketing, the Miami ISP Sports Network continues its coverage of Miami men's basketball with a group of affiliates blanketing most of Southwest Ohio and Southeast Indiana. "The Voice of the RedHawks" **Steve Baker** delivers the play-by-play coverage, while **Joe Barry** provides color commentary and **Tim Bray** gives sideline reports. Tune in to one of Miami's game-day affiliates: **WMOH-AM 1450 (Hamilton, OH)**, **WPFM-FM 105.9 (Middletown, OH)**, **WFMG-FM 101.3 (Richmond, IN)**, **WONE-AM 980 (Dayton, OH)**.

### TELEVISION COVERAGE

Tuesday's game will not be televised.

**COLES REACHES 300; CLOSING IN ON MIAMI ALL-TIME WIN MARK:** Miami head coach **Charlie Coles** earned his 300th career win with a 70-66 triumph over Weber State on Nov. 12. In his 19th season as a head coach, Coles owns a 305-243 record. **Coles boasts a 213-159 mark at the helm of the Miami program and is four wins away from breaking the all-time win mark.** Coles owns the third-most wins of any coach in Mid-American Conference history and is second all-time in league wins. He needs 12 MAC wins to break the league record for career conference wins.

### CLOSING IN ON DECEMBER WIN MARK:

Miami has posted a 4-1 record thus far in December. Four is the most wins in December a Miami team has recorded under head coach Charlie Coles. With one December game remaining, the RedHawks could post a new high for December wins under Coles.

**ROAD WARRIORS:** Miami has had its road stamina tested early this season, playing its first six games on the road. Miami logged approximately 6,270 round-trip miles in games played through Dec. 3. After completing a three-game homestand, Miami is amidst another three-game, non-conference road stretch between Dec. 20 and Jan. 6. Miami will trek another 2,600 round-trip miles during that stretch, giving the RedHawks a grand total of approximately 8,870 round-trip miles during non-conference play.

### TALE OF THE TAPE

#### MIAMI

#### NORTHWESTERN STATE

6-4.....	Overall Record.....	8-5
—.....	League Record.....	—
.419.....	Field Goal Percentage.....	.423
.422.....	Three-Point Field Goal Percentage.....	.306
7.3.....	Three-Point Field Goals Made.....	5.7
.725.....	Free Throw Percentage.....	.636
.432.....	Opponent Field Goal Percentage.....	.410
.317.....	Opponent Three-Point Field Goal Percentage.....	.344
32.4.....	Rebound Average.....	44.9
+0.3.....	Rebound Margin.....	+5.2
1.00.....	Assist/Turnover Ratio.....	0.70
62.9.....	Points per Game.....	75.2
60.4.....	Points Allowed per Game.....	78.9

**ESPN/USA Today Coaches  
(Dec. 22)**

1. North Carolina.....	11-0
2. Connecticut.....	10-0
<b>3. Pittsburgh.....</b>	<b>12-0</b>
4. Oklahoma.....	11-0
5. Duke.....	10-1
6. Wake Forest.....	10-0
7. Gonzaga.....	8-2
8. Texas.....	9-2
9. Georgetown.....	8-1
<b>10. UCLA.....</b>	<b>8-2</b>
11. Notre Dame.....	8-2
<b>12. Xavier.....</b>	<b>9-1</b>
13. Ohio State.....	8-0
14. Syracuse.....	11-1
15. Purdue.....	9-2
16. Villanova.....	10-1
17. Arizona State.....	9-1
18. Michigan State.....	8-2
19. Louisville.....	7-2
20. Clemson.....	12-0
21. Tennessee.....	8-2
22. Baylor.....	9-1
23. Minnesota.....	10-0
24. Memphis.....	6-3
25. Marquette.....	9-2

**Others Receiving Votes:** Brigham Young 44, Davidson 39, Michigan 38, Missouri 28, **Dayton 26**, Butler 14, Saint Mary's 14, Miami (FL) 10, Kansas 10, Arizona 9, Wisconsin 9, **West Virginia 5**, Florida 4, Illinois State 3, LSU 3, Stanford 3.

**Associated Press  
(Dec. 22)**

1. North Carolina.....	11-0
2. Connecticut.....	10-0
<b>3. Pittsburgh.....</b>	<b>12-0</b>
4. Oklahoma.....	11-0
5. Duke.....	10-1
6. Wake Forest.....	10-0
7. Gonzaga.....	8-2
8. Notre Dame.....	8-2
9. Texas.....	9-2
10. Purdue.....	9-2
11. Michigan State.....	8-2
12. Georgetown.....	8-1
<b>13. UCLA.....</b>	<b>8-2</b>
<b>14. Xavier.....</b>	<b>9-1</b>
15. Ohio State.....	8-0
16. Tennessee.....	8-2
17. Syracuse.....	11-1
18. Villanova.....	10-1
19. Louisville.....	7-2
20. Arizona State.....	9-1
21. Baylor.....	9-1
22. Clemson.....	12-0
23. Minnesota.....	10-0
24. Michigan.....	8-2
25. Missouri.....	9-1

**Others Receiving Votes:** Memphis 70, Marquette 69, Davidson 66, Butler 40, **Dayton 25**, Saint Mary's 25, Illinois 20, Brigham Young 18, Maryland 16, Texas A&M 11, Kansas 10, Florida 8, Florida State 8, Stanford 8, Miami (FL) 6, Wisconsin 5, UNLV 1, **West Virginia 1**, Western Kentucky 1, George Mason 1.

*Miami 2008-09 opponents in Bold*

**REDHAWKS ROUND OUT 2008 AT NORTHWESTERN STATE:** In the second game of a home-and-home series with Northwestern State, Miami travels to Natchitoches, La., to battle the Demons at 8 p.m. (ET) on Dec. 30 in the final game of the 2008 calendar year for the RedHawks. Both teams had strung together four straight wins before dropping their last contests.

**NATIONAL NUMBERS:** In the latest release of the NCAA statistical rankings (Dec. 21), senior forward **Michael Bramos** ranked among nation's top 45 in several categories and continued to rank among the top 15 on two lists. **Bramos ranks 11th in 3-point field goal percentage (.500) and 14th in 3-pointers per game (3.6).** Bramos also ranks 41st in scoring, averaging 19.6 ppg. **As a team, the RedHawks boast a seventh-place ranking in 3-point field goal percentage (.422).**

**TRIPLE THREAT:** Senior forward **Michael Bramos** has been knocking down 3-pointers at a torrid pace. For the season, Bramos is shooting 50.0 percent from 3-point range, draining 36-of-72 treys. Over Miami's four-game win streak, Bramos shot 68.4 percent from beyond the arc, nailing 26 of Miami's 39 treys during that stretch. While Bramos has been a 3-point machine over the past several games, it is senior guard **Kenny Hayes** who is leading Miami and ranks third in the MAC in 3-point field goal percentage this season, shooting 53.3 percent (16-of-30). As a team, Miami has hit a MAC-leading 42.2 percent from 3-point range for the season and 52.0 percent during its four-game win streak from Dec. 3-13.

**DOUBLE-DIGIT DIERKERS:** Senior forward/center **Tyler Dierkers** has been picking up the pace on the glass. Dierkers has been in double figures for rebounding in two of Miami's last three games, hauling in 11 boards against Northwestern State (Dec. 6), 10 rebounds against UW-Milwaukee (Dec. 11) and chipping in eight against Valparaiso (Dec. 13). For the season, Dierkers leads the RedHawks and ranks fourth in the MAC in rebounding, averaging 6.9 rpg.

**POLLITZ MAKING HIS MARK:** Senior guard **Eric Pollitz** has started Miami's last seven games, playing an average of 26.6 minutes per game. Over Miami's last seven games, Pollitz is averaging 5.0 ppg, 3.9 apg and 2.9 rpg. He had one of his strongest all-around performances of the season against Valparaiso on Dec. 13, amassing 11 points, four rebounds, two assists and no turnovers in 29 minutes of action. He led all RedHawks with seven rebounds at West Virginia on Dec. 20.

**RICHBURG STEPS UP FOR 'HAWKS:** Starting his first game since Nov. 17, 2006, and making his fourth career start, senior guard **Carl Richburg** made the most of his opportunity against UW-Milwaukee on Dec. 11. Richburg amassed 14 points off 5-of-8 shooting from the field, and handed out four assists. Both are career bests for him at Miami. Richburg also had two steals and three rebounds in 28 minutes of action. Freshman guard **Kramer Soderberg** had a solid game against the Panthers, recording a season-high seven points, while dishing out two assists and snagging two steals in 16 minutes of action. Richburg made his second start of the season at West Virginia on Dec. 20, scoring four points and dishing out four assists. Soderberg played a season-high 15 minutes against the Mountaineers.

**TONING DOWN THE TURNOVERS:** In its first five games of the season, Miami dished out 47 assists and committed 64 turnovers for a 0.70 assist/turnover ratio. The RedHawks surpassed that assist total in their next four contests, handing out 67 assists while committing 38 turnovers. Miami's assist/turnover ratio during that stretch was a solid 1.80, while its opponents produced a combined 0.70 assist/turnover ratio. Miami looks to get back on track after faltering at West Virginia with a season-high 26 turnovers, while handing out just nine assists.

**ROARING 20's:** Senior guard **Kenny Hayes** and senior forward **Michael Bramos** have teamed up to score in the 20s a combined six times. In Miami's season opener against Weber State, Hayes scored a game-high 24 points, 17 of which came in the first half. At Wright State (Nov. 24), he led all scorers with 20 points, the seventh time he reached the mark during his Miami career. Bramos scored 22 points against No. 4 UCLA (Nov. 13). At Temple (Dec. 3), Bramos amassed 26 points, 21 coming in the second half. After posting 31 points against Northwestern State (Dec. 6), Bramos tossed in 26 points against UW-Milwaukee (Dec. 11) and 28 against Valparaiso (Dec. 13), marking the 19th 20-plus point scoring performance of his career.

**THIRTY-SOMETHING:** For the fifth time in his career, senior forward **Michael Bramos** reached the 30-point scoring plateau with 31 points against Northwestern State. Bramos becomes just the seventh player in program history to record 30 or more points in a game five or more times in a career. He ties LeVern Benson and Dave Zeller for fifth on Miami's career 30-point game list. Wally Szczerbiak and Fred Foster each recorded nine 30-point scoring efforts during their careers, while Wayne Embry and Ron Harper achieved the feat 13 times apiece.

**SECOND HALF BRAMOS:** Senior forward **Michael Bramos** has done most of his damage in the second half in two of Miami's last four games. At Temple, Bramos amassed 21 of his game-high 26 points in the second half, while pouring in 23 of his game-best 31 points against Northwestern State over the final 20 minutes. Although not as drastic, Bramos compiled 11 of his 26 points in the second half against UW-Milwaukee on Dec. 11, while posting 15 of his 28 points against Valparaiso and nine of his 14 points at West Virginia in the second half. For the season, he is averaging 11.6 ppg in the second half.

The second half also is when Bramos has been his hottest from 3-point range. For the season, he is shooting 54 percent from beyond the arc in the second half (21-of-39). During Miami's four-game win streak, Bramos nailed a scorching 81.8 percent of his treys in the second half (18-of-22).

**BRAMOS SEIZES THIRD MAC PLAYER OF THE WEEK HONOR OF SEASON:** For the second straight week and third time this season, senior forward **Michael Bramos** was named Mid-American Conference East Division Player of the Week (Dec. 15). It was the third straight week a RedHawk took home the honor. Bramos helped the RedHawks to a pair of victories in a three-day span with a 69-45 over UW-Milwaukee on Dec. 11 and a 62-50 win over Valparaiso on Dec. 13. He averaged 27.0 ppg for the week, hitting 60.0 percent (18-of-30) from the floor and 70.6 percent (12-of-17) from 3-point range. He went 6-for-8 from beyond the arc (.750) against UW-Milwaukee en route to a game-high 26 points and then made 6-of-9 treys toward 26 points vs. Valparaiso.

**ODDS 'N ENDS:** Miami has captured four of the first five Mid-American Conference East Division Player of the Week honors with **Michael Bramos** earning the weekly award on Nov. 17, Dec. 8 and Dec. 15 and senior guard **Kenny Hayes** garnering the award on Dec. 1... sophomore guard/forward **Antonio Ballard** suffered an injury to his right hand and is projected to be out for six weeks ... **Kenny Hayes** did not dress for Miami's Dec. 11 game against UW-Milwaukee due to an injury to his wrist ... he started and played 20 minutes versus Valparaiso on Dec. 13, but did not dress for Miami's game at West Virginia on Dec. 20 ... he will be out for the Northwestern State game ... in his final year of eligibility, senior guard **Eric Pollitz** is currently pursuing a master's degree in sports studies ... Pollitz earned his bachelor's degree in sports studies from Miami University in May 2008 ... the RedHawks faced three Horizon League opponents in non-conference play, posting a 3-0 mark with wins against Wright State, UW-Milwaukee and Valparaiso ... **as of Dec. 29, Miami ranked 18th in the RPI on [www.CollegerPI.com](http://www.CollegerPI.com) and its strength of schedule was ranked 10th.**

**MAC NUMBERS:** As a team, Miami ranks among the top two Mid-American Conference statistical leaders in five categories in games played through Dec. 27, while three individuals have combined to place their names among league leaders in every statistical category. **Miami leads the MAC in 3-point field goal percentage (.422), rebounding defense (32.1) and free-throw percentage (.725)**, while ranking second in scoring defense (60.4) and 3-point field goals (7.30).

**Michael Bramos:** Scoring (1st, 19.6 ppg); 3-point field goals (1st, 3.60 per game); 3-point field-goal percentage (4th, .500); free-throw percentage (5th, .809); minutes played (6th, 33.20); blocked shots (t-7th, 1.00 per game).

**Kenny Hayes:** 3-point field-goal percentage (3rd, .533); assists (5th, 3.75 apg); free-throw percentage (7th, .794); 3-point field goals (t-7th, 2.00 per game); assist/turnover ratio (8th, 1.20); scoring (11th, 13.9 ppg); field-goal percentage (11th, .466); minutes played (14th, 31.13).

**Tyler Dierkers:** Free-throw percentage (2nd, .870); rebounding (4th, 6.9 rpg); offensive rebounds (t-6th, 2.50 rpg); defensive rebounds (4th, 4.40 rpg), field goal percentage (9th, .478); steals (t-7th, 1.60 spg); minutes played (1st, 35.70).

#### 2008-09 MIAMI HONOR ROLL:

##### MAC East Division Player of the Week

Michael Bramos (Dec. 15)

Michael Bramos (Dec. 8)

Kenny Hayes (Dec. 1)

Michael Bramos (Nov. 17)

#### MIAMI BY THE NUMBERS

1239 All-Time Miami wins

1174 Michael Bramos' career points

562 Miami's MAC wins

548 Career games coached by Charlie Coles

372 Games at Miami Charlie Coles has coached

305 Career wins for Charlie Coles

213 Wins at Miami for Charlie Coles

183 Career MAC wins for Charlie Coles, which ranks second on the MAC's career league win list.

7 Number of 3-pointers Kenny Hayes attempted and hit against Weber State to tie a Miami single-game 3-point field goal percentage record.

6 Number of seniors on Miami's roster

5 Number of 30-point games by Michael Bramos during his Miami career.

4 Wins needed for Charlie Coles to become Miami's all-time winningest coach.

**MIAMI REACHES 550:** With a 74-64 win at Eastern Michigan on Feb. 7, 2007, Miami earned its 550th Mid-American Conference win. Coincidentally, Miami became the first MAC school to 500 wins with a 73-58 win at Eastern Michigan on Jan. 29, 2003. Entering their 62nd year in the MAC, the RedHawks hold a 562-322 record in conference play and boast a league-best .636 winning percentage. The next closest school in the win column is Ohio University, which owns a 497-396 record over 62 years in the MAC. Miami also owns 21 regular-season MAC crowns, more than twice the number of any other league school.

#### All-Time MAC Only Records

No.	Team	Record	Pct.
1.	MIAMI	562-322	.636
2.	Toledo	478-371	.563
3.	Ohio	497-396	.557
4.	Ball State	310-256	.547
5.	Bowling Green	433-394	.524
6.	Akron	130-154	.458
7.	Western Michigan	403-475	.459
8.	Kent State	383-465	.452
9.	Eastern Michigan	250-326	.434
10.	Northern Illinois	162-225	.419
11.	Central Michigan	235-372	.387
12.	Buffalo	52-124	.295

**Points**

1. 2,377 Ron Harper, 1983-86
  2. 1,847 Wally Szczerbiak, 1996-99
  3. 1,828 Devin Davis, 1994-97
  4. 1,679 Eric Newsome, 1984-88
  5. 1,644 Damon Frierson, 1996-99
  6. 1,493 Landon Hackim, 1993-96
  7. 1,490 Archie Aldridge, 1976-78
  8. 1,459 Juby Johnson, 2001-04
  9. 1,411 Tim Pollitz, 2005-08
  10. 1,410 David Scott, 1989-92
- 1,174 Michael Bramos, 2006-pres.**

**3-Point Field Goals**

1. 277 Landon Hackim, 1993-96
2. 204 Wally Szczerbiak, 1996-99
3. 203 Craig Michaelis, 1990-93
4. 177 Matt Kramer, 1990-93
5. **163 Michael Bramos, 2006-pres.**
6. 160 Juby Johnson, 2001-04
7. 152 Jason Grunkemeyer, 1998-01
8. 148 Tim Stewart, 1987-90
9. 146 Josh Hausfeld, 2003-06
10. 133 David Scott, 1989-92

**3-Point Field Goal Attempts**

1. 661 Landon Hackim, 1993-96
2. 486 Juby Johnson, 2001-04
3. 473 Wally Szczerbiak, 1996-99
4. 472 Craig Michaelis, 1990-93
5. 437 Matt Kramer, 1990-93
6. **422 Michael Bramos, 2006-pres.**
7. 400 Josh Hausfeld, 2003-06
8. 366 Damon Frierson, 1996-99
9. 356 Jason Grunkemeyer, 1998-01
10. 353 Tim Stewart, 1987-90

**3-Point Field Goal Pct. (Min. 100 att.)**

1. .431 W. Szczerbiak (204-473), 1996-99
2. .430 C. Michaelis (203-472), 1990-93
3. .419 L. Hackim (277-661), 1993-96
4. .419 Tim Stewart (148-353), 1987-90
5. .418 J. Grunkemeyer (125-299), 1998-01
6. .405 Matt Kramer (177-437), 1990-93
7. .401 David Scott (133-332), 1989-92
8. **.386 Michael Bramos (163-422), 2006-pres.**
9. .383 W. Hatcher (116-303), 2003-06
10. .377 J. Mahaffey (63-167), 1992-95

**Free Throw Percentage (Min. 175 att.)**

1. .842 E. Newsome (441-524), 1984-88
2. .820 Alex Shorts (237-289), 2001-2002
3. .819 Gerry Sears (145-177), 1969-71
4. **.818 M. Bramos (261-319), 2006-pres.**
5. .817 Damon Frierson (450-551), 1996-99
6. .809 W. Szczerbiak (301-372), 1996-99
7. .805 J. Willoughby (149-185), 1981-84
8. .804 Tim Stewart (111-138), 1987-90
9. .802 J. Grunkemeyer (138-172), 1998-01
10. .802 Charlie Coles (178-222), 1963-65

**Blocked Shots**

1. 173 Ron Harper, 1983-86
2. 144 Jim Paul, 1988-91
3. 109 Kevin Beard, 1993-96
4. **107 Michael Bramos, 2006-pres.**
5. 79 Wally Szczerbiak, 1996-99
6. 77 Mike Williams, 1992-93
7. 74 Devin Davis, 1994-97
8. 71 Danny Horace, 2002-05
9. 70 Jamie Mahaffey, 1992-95
10. 69 Nathan Peavy, 2004-2007

**Steals**

1. 287 Ron Harper, 1983-86
  2. 175 Damon Frierson, 1996-99
  3. 171 Jamie Mahaffey, 1992-95
  - 171 Derrick Cross, 1992-95
  5. 157 Chet Mason, 2002-05
  6. 149 Scott Belyeu, 1990-93
  7. 148 Eddie Schilling, 1985-88
  8. 136 Devin Davis, 1994-97
  9. 123 Landon Hackim, 1993-96
  10. 122 Rob Mestas, 1995-00
- 102 Michael Bramos, 2006-pres.**

**CAREER NIGHT FOR FLETCHER:** A native of St. Albans, W. Va., and playing the first game in his home state since joining the RedHawk program, junior center **Adam Fletcher** had a solid outing at West Virginia on Dec. 20. Fletcher scored six of Miami's first 10 points. He tied a career high of eight points and played a career-high 31 minutes of action. He also made his ninth start of the season.

**WINBUSH UPS SCORING OUTPUT IN LAST FIVE:** Over Miami's last five games, sophomore forward **Nick Winbush** has been one of Miami's strongest scoring contributors off the bench, averaging 7.8 ppg during that stretch. At West Virginia, Winbush knocked down a career-high 11 points, going 4-for-6 from the floor, including 2-for-4 from 3-point range.

**FRESHMEN MAKE EARLY CONTRIBUTIONS:** Two of Miami's three true freshmen have seen action in all of Miami's games this season, making early contributions. Forward **Julian Mavunga** was the first to see game action, coming off the bench in the first half against Weber State on Nov. 12. Mavunga recorded six points and played 11 minutes. Guard **Kramer Soderberg** entered the game in the second half against the Wildcats, nailing a quick long-range 2-point field goal and then driving to the bucket and tossing in a layup late in the game to give Miami its first lead since the start of the half. Mavunga is averaging 2.6 ppg and 2.2 rpg in an average of 10.2 minutes of action, while Soderberg averages 2.2 ppg in an average of 8.7 minutes per game this season.

**BRAMOS BECOMES 33rd MIAMI PLAYER TO SURPASS 1,000 CAREER POINTS:**

Behind a 22-point effort against No. 4 UCLA on Nov. 13, senior forward **Michael Bramos** became the 33rd player in Miami men's basketball history to surpass 1,000 career points. Bramos needed just nine points to reach the benchmark entering the game. He owns 1,174 career points.

**HAYES TIES SINGLE-GAME 3-POINT FIELD-GOAL PERCENTAGE RECORD:** Sinking 7-of-7 3-pointers against Weber State, senior guard **Kenny Hayes** tied a single-game 3-point field-goal percentage record at Miami. (Craig Michaelis went 6-for-6 against Nebraska on Nov. 27, 1989.) Hayes' seventh trey of the game may have been the most critical as he nailed the go-ahead 3-pointer with 1.7 seconds remaining in the game. His seven treys against the Wildcats also ties for fifth on Miami's single-game list.

**BIG 33:** Four current RedHawks share Miami's single-season record for games played (33) with seven other individuals. Senior forward **Michael Bramos** and senior center/forward **Tyler Dierkers** played in all 33 games in 2006-07, while senior guard **Kenny Hayes** and senior guard/forward **Eric Pollitz** played in all 33 games last season.

**THEY ARE MIAMI THROUGH AND THROUGH:** All four of the RedHawks' coaches hold degrees from Miami University: Head Coach **Charlie Coles** earned a bachelor's degree in physical education in 1965, associate head coach **Jermaine Henderson** earned a bachelor's degree in physical education in 1997, assistant coach **Ryan Pedon** earned a master's degree in sport organization in 2002, while assistant coach **Jason Grunkemeyer** earned a bachelor's degree in physical education in 2001. Additionally, second-year director of basketball operations **Jimmy Lallathin** is a 2003 Miami graduate.

**A MIAMI WIN WOULD ...**

- Up Miami's record at 7-4 on the season.
- Make Miami 2-0 in the series with Northwestern State.
- Give Miami its most wins in December under head coach Charlie Coles.

**A MIAMI LOSS WOULD ...**

- Drop Miami to 6-5 on the season.
- Even the series with Northwestern State at 1-1.
- Make Northwestern State 5-0 at home this season.

**MIAMI UNIVERSITY, PLEASE**

When referring to Miami, please use Miami University, Miami University (Ohio) or Miami (Ohio). Please do not use Miami of Ohio, University of Miami of Ohio, etc. The latter are not the proper names for our institution. Also, in 1997, the University began using its new nickname, the RedHawks. It is one word with a capital H. Thank you.

**COLES HITS ANOTHER CAREER MILESTONE:** With a 70-66 win against Weber State on Nov. 12, 2008, head coach Charlie Coles earned his 300th career win. In his 19th season as a head coach—all in the Mid-American Conference—Coles owns a 305-243 overall record. Between stints at Miami and Central Michigan, Coles owns a 183-127 career MAC record and is 11 league triumphs away from tying the all-time record of 194 by former Toledo head coach Bob Nichols. His 183 career league wins rank second all-time on the MAC charts. Behind a 64-57 win against Buffalo on Jan. 20, 2008, Coles earned his 200th Miami win. In his 13th year guiding the Miami program, Coles owns a 213-159 record. He is four wins away from breaking Darrell Hedric's Miami record of 216 wins.

**COLES SURPASSES TWO COACHING MARKS:** With a 72-62 win at Buffalo on Jan. 7, 2004, Miami head coach Charlie Coles surpassed long-time Miami head coach Darrell Hedric for third in wins at a MAC institution. Coles owns 305 triumphs over stints at Central Michigan and Miami. With a Jan. 14, 2004, win over Kent State, Coles surpassed his former coach, Dick Shrider, for second in coaching wins at Miami. Coles, who is in his 13th season as Miami's head coach, owns a 213-159 mark at the helm of the RedHawk program. Shrider posted a 126-96 record from 1957-66 (nine seasons).

**FOR THE RECORD:** Charlie Coles, who owns the third most overall wins of any coach in the history of the MAC, directed his first Miami squad to a 21-9 record, a MAC regular-season co-championship, the MAC Tournament title and the NCAA Tournament. He became just the second coach in school history to lead his team to the MAC title, 20 or more wins and the NCAA Tournament in his first season.

**BIG NAMES:** During his coaching tenure, Charlie Coles has produced three NBA standouts. In his Miami stint, he generated Cleveland Cavalier Wally Szczerbiak and coached seven-year NBA player, most-recently with the Los Angeles Lakers, Ira Newble, while mentoring Dan Majerle, formerly with the Phoenix Suns and Miami Heat, during his Central Michigan tenure.

**COLES AS A PLAYER:** Charlie Coles earned three letters at Miami under coach Dick Shrider from 1963-65. He earned second-team all-MAC honors as a junior and senior and was a member of Miami's MAC co-championship team in 1964-65. Coles averaged double figures in scoring all three seasons, including an 18.5 ppg average as a junior. He led Miami with a .503 field goal percentage that season (167-of-332). Coles, who was inducted into Miami's Athletic Hall of Fame in 1990, ranks 28th on Miami's career scoring list (1,096 points).

**HOT SHOT HIGH SCHOOL PLAYER:** A native of Yellow Springs, Ohio, Charlie Coles was the leading high school scorer in the state as a senior at Bryan High School, averaging 42.1 points per game, which is thought to be the second-highest single-season average in Ohio boys' basketball history. He scored 40 points or more 15 times in his senior year, including a school-record 55 points against Shawnee. His lowest output of the season was a 23-point performance. In the fall of 2000, Yellow Springs retired his jersey.

**Coles by Month (Miami Only)**

	Nov.	Dec.	Jan.	Feb.	Mar.	Total
'96-97	1-1	4-1	6-3	6-3	4-1	21-9
'97-98	2-1	4-2	4-6	6-2	1-1	17-12
'98-99	4-0	4-3	6-1	7-2	3-2	24-8
'99-00	1-1	3-3	6-4	2-6	3-1	15-15
'00-01	2-3	2-4	6-4	4-3	3-2	17-16
'01-02	1-2	2-6	5-3	4-5	1-2	13-18
'02-03	1-3	2-4	5-2	5-2	0-4	13-15
'03-04	2-0	2-5	6-1	5-4	3-1	18-11
'04-05	3-1	3-2	6-2	5-3	2-3	19-11
'05-06	2-1	2-4	6-3	6-1	2-2	18-11
'06-07	3-4	1-4	5-3	6-1	3-3	18-15
'07-08	3-2	3-4	3-4	4-3	1-1	14-14
'08-09	2-3	4-1				6-4
Total	27-22	36-44	64-36	60-35	26-23	213-159

## Year-by-Year with Coles

### (CENTRAL MICHIGAN)

Year	Overall	MAC	Overall Pct.
1985-86	11-17	7-11	.393
1986-87	22-8	14-2	.733
1987-88	19-13	10-6	.594
1988-89	13-15	7-9	.464
1989-90	13-17	6-10	.433
1990-91	14-14	8-8	.500

### (MIAMI)

1996-97	21-9	13-5	.700
1997-98	17-12	9-9	.586
1998-99	24-8	15-3	.750
1999-00	15-15	8-10	.500
2000-01	17-16	10-8	.515
2001-02	13-18	9-9	.419
2002-03	13-15	11-7	.464
2003-04	18-11	12-6	.626
2004-05	19-11	12-6	.633
2005-06	18-11	14-4	.626
2006-07	18-15	10-6	.536
2007-08	14-14	8-7	.500
2008-09	6-4	0-0	.600
<b>TOTAL</b>	<b>305-243</b>	<b>183-127</b>	<b>.557</b>

## Coaching Records (ranked by winning percentage, min. 30 games)

Rk	Coach (Years)	Record
1	Herb Sendek (1993-96)	.708 (63-26)
2	Joby Wright (1990-93)	.678 (61-29)
3	George Little (1916-17, '19-22)	.672 (43-21)
4	Bill Rohr (1951-57)	.659 (91-47)
5	Darrell Hedric (1970-84)	.579 (216-157)
6	Charlie Coles (1996-pres.)	.573 (213-159)
7	Tates Locke (1966-70)	.571 (56-42)
8	Dick Shrider (1957-66)	.568 (126-96)
9	W.J. Foster (1942-49)	.564 (75-58)
10	W. Van Winkle (1939-42)	.560 (28-22)

## Coles Versus 2008-09 Foes

Opponent	Record
Akron	15-12
Ball State	19-19
Bowling Green	19-16
Buffalo	16-4
Central Michigan	14-1
Dayton	5-6
Eastern Michigan	21-10
Kent State	19-23
Northern Illinois	8-5
Northwestern State	1-0
Ohio	23-19
Pittsburgh	0-1
Temple	2-1
Toledo	18-11
UCLA	0-2
Valparaiso	1-1
Weber State	1-0
West Virginia	0-1
Western Michigan	16-12
Wisconsin-Milwaukee	2-0
Wright State	10-5
Xavier	4-9

### Miami's Record When ...

	2008-09	2007-08	Under Coles
Playing at home .....	3-0	8-3	118-32
When playing on the road .....	2-4	4-11	58-104
When playing on a neutral court .....	1-0	4-2	30-23
When leading at halftime .....	6-1	10-6	138-54
When tied at halftime .....	—	0-1	10-11
When trailing at halftime .....	0-3	6-9	56-94
When shooting 50% or better from field .....	2-0	6-7	76-18
When shooting better than opponent from field .....	4-1	13-6	155-40
When shooting same or worse than opponent from field .....	2-3	3-10	49-121
When holding opponents to 50% or less from the field .....	4-2	14-10	185-111
When outrebounding opponent .....	3-1	7-6	134-66
When tied or outrebounded .....	1-3	9-10	72-94
When committing more turnovers .....	3-3	6-8	60-107
When committing same or fewer turnovers .....	5-1	10-8	145-53
When scoring less than 70 points .....	4-4	11-14	103-140
When scoring between 70-79 points .....	1-0	5-1	71-12
When scoring 80 points or more .....	1-0	0-1	33-3
When holding opponents to 70 points or less .....	6-2	16-11	182-116
When holding opponents to 60 points or less .....	4-1	11-8	127-51
In games decided by five points or less .....	1-1	5-9	58-53
In overtime games .....	—	1-2	18-13

### Miscellaneous 2008-09 Notes/Stats:

Current Streak: L, 1  
 Last Five Games: 4-1  
 Largest margin of victory: 28 (vs. Northwestern State)  
 Margin of victory: 17.0  
 Largest margin of defeat: 36 (at West Virginia)  
 Margin of defeat: 19.3  
 Largest lead at any time: 30 (vs. UW-Milwaukee)  
 Largest deficit at any time: 41 (at West Virginia)  
 Largest halftime lead: 18 (vs. UW-Milwaukee)  
 Largest halftime deficit: 30 (at West Virginia)  
 Largest lead surrendered in a loss: 11 (at Xavier)  
 Largest deficit overcome in a win: 10 (vs. Weber State)  
 Double-figure scoring games: Bramos 9, Hayes 6, Dierkers 4, Ballard 1, Richburg 1, Pollitz 1, Winbush 1  
 30-point scoring games: Bramos 1  
 20-point scoring games (including 30-point scoring games): Michael Bramos 5, Kenny Hayes 2  
 Double-figure rebounding games: Dierkers 2  
 Double-figure scoring and rebounding games: Dierkers 1  
 Games leading Miami in scoring: Michael Bramos 6, Kenny Hayes 4  
 Games leading Miami in rebounding: Tyler Dierkers 5\*, Antonio Ballard 3\*, Michael Bramos 2\*, Nick Winbush 1\*, Eric Pollitz 1  
 \* Once tied for game-high  
 \*\* Tied for game high more than once

### Miami's Record With These Starting Lineups:

(G/G/C/F/F)

<b>Richburg/Pollitz/Fletcher/Dierkers/Bramos</b>	<b>1-1</b>
Hayes/Pollitz/Dierkers/Bramos/Ballard	1-0
Hayes/Pollitz/Fletcher/Dierkers/Bramos	3-1
Hayes/Bramos/Fletcher/Dierkers/Winbush	1-2

*(bold indicates last lineup used)*

### Free Throw Shooting in Final Three Minutes and Overtime

*(In games decided by 10 points or less and all overtime games)*

Player	FT-FTA	PCT.
Hayes	4-5	.800
Bramos	3-5	.600
Ballard	1-2	.500
Pollitz	1-2	.500
<b>Miami</b>	9-14	.643
<b>Opponents</b>	12-15	.800

\*Players not listed have not shot free throws during the final three minutes or overtime

## Miami University (Ohio) Men's Basketball 2008-09 Rosters

### Numerical Roster

No.	Name	Pos.	Ht.	Wt.	Cl./El.	Hometown (HS/Last School)
1	Rodney Haddix II*	G	6-3	216	So./So.	Georgetown, KY (Scott County/Findlay College Prep)
2	Tyler Dierkers***	C/F	6-8	220	Sr./Sr.	Cincinnati, OH (Moeller)
4	Julian Mavunga	F	6-8	252	Fr./Fr.	Indianapolis, IN (Brownsburg)
5	Carl Richburg**	G	5-9	183	Sr./Sr.	Mason, OH (Mason/Southern Indiana)
10	Isiah Carson*	G	6-1	223	Sr./Sr.	Springfield, OH (Springfield South/St. Bonaventure)
11	Sean Mock*	F	6-6	200	Jr./So.	Oxford, OH (Talawanda)
12	Kramer Soderberg	G	6-0	172	Fr./Fr.	St. Charles, MO (St. Charles West)
14	Kenny Hayes*	G	6-2	183	Sr./Sr.	Dayton, OH (Northmont/Cincinnati State)
20	Nick Winbush*	F	6-7	213	So./So.	Shaker Heights, OH (Shaker Heights)
21	Eric Pollitz***	G	6-5	204	Sr./Sr.	Ottawa, OH (Ottawa-Glandorf)
24	Michael Bramos***	F/G	6-5	225	Sr./Sr.	Harper Woods, MI (Grosse Pointe North)
35	Antonio Ballard*	F/G	6-4	199	Jr./So.	Jeffersonville, IN (Jeffersonville)
40	Adam Thomas	F	6-7	210	So./Fr.	Springboro, OH (Springboro/IMG Academy)
41	Adam Fletcher**	C	6-8	226	Sr./Jr.	St. Albans, WV (St. Albans)
55	Vince Legarza	C/F	6-9	265	Fr./Fr.	San Francisco, CA (St. Ignatius Prep)

### Alphabetical Roster

No.	Name	Pos.	Ht.	Wt.	Cl./El.	Hometown (HS/Last School)
35	Antonio Ballard*	F/G	6-4	199	Jr./So.	Jeffersonville, IN (Jeffersonville)
24	Michael Bramos***	F/G	6-5	225	Sr./Sr.	Harper Woods, MI (Grosse Pointe North)
10	Isiah Carson*	G	6-1	223	Sr./Sr.	Springfield, OH (Springfield South/St. Bonaventure)
2	Tyler Dierkers***	C/F	6-8	220	Sr./Sr.	Cincinnati, OH (Moeller)
41	Adam Fletcher**	C	6-8	226	Sr./Jr.	St. Albans, WV (St. Albans)
1	Rodney Haddix II*	G	6-3	216	So./So.	Georgetown, KY (Scott County/Findlay College Prep)
14	Kenny Hayes*	G	6-2	183	Sr./Sr.	Dayton, OH (Northmont/Cincinnati State)
55	Vince Legarza	C/F	6-9	265	Fr./Fr.	San Francisco, CA (St. Ignatius Prep)
4	Julian Mavunga	F	6-8	252	Fr./Fr.	Indianapolis, IN (Brownsburg)
11	Sean Mock*	F	6-6	200	Jr./So.	Oxford, OH (Talawanda)
21	Eric Pollitz***	G	6-5	204	Sr./Sr.	Ottawa, OH (Ottawa-Glandorf)
5	Carl Richburg**	G	5-9	183	Sr./Sr.	Mason, OH (Mason/Southern Indiana)
12	Kramer Soderberg	G	6-0	172	Fr./Fr.	St. Charles, MO (St. Charles West)
40	Adam Thomas	F	6-7	210	So./Fr.	Springboro, OH (Springboro/IMG Academy)
20	Nick Winbush*	F	6-7	213	So./So.	Shaker Heights, OH (Shaker Heights)

**Head Coach:** Charlie Coles (13th Season at Miami; 19th Season Overall)

**Associate Head Coach:** Jermaine Henderson

**Assistant Coaches:** Ryan Pedon and Jason Grunkemeyer

**Director of Basketball Operations:** Jimmy Lallathin

**Athletic Trainer:** Mike Young

\*Denotes Letters Earned at Miami

### Pronunciation Guide

Antonio Ballard .....	BAL-ard
Michael Bramos.....	BRAY-mose
Isiah Carson .....	EYE-say-ah
Tyler Dierkers .....	DERK-ers
Vince Legarza.....	le-GAR-za
Julian Mavunga.....	mah-VUN-ga
Eric Pollitz.....	PAUL-itz
Kramer Soderberg.....	SO-der-berg



# # 1 RODNEY HADDIX II

**Sophomore • Guard • 6-3 • 213 • Georgetown, KY/Scott County/Findlay College Prep**

- Saw first action of 2008-09 at Pittsburgh.
- Has played in five games and scored a combined 10 points.

## HADDIX'S CAREER HIGHS

Points: ..... 12 at Tulsa, 3-19-08  
 Rebounds: ..... 2, twice, last vs. UW-Milwaukee, 12-11-08  
 Assists: ..... 2 vs. Kent State, 1-17-08  
 Steals: ..... 1, twice, last at Tulsa, 3-19-08  
 Blocked Shots: ..... 0  
 Minutes: ..... 12 at Tulsa, 3-19-08

## HADDIX'S GAME-BY-GAME STATISTICS

Opponent	Date	GS	Min	FG	FGA	Pct	3FG	FGA	Pct	FT	FTA	Pct	Off	Def	Tot	Avg	PF	FO	A	TO	Blk	Stl	Pts	Avg
vs Weber State	11/12/08	—	—	—	—	—	—	—	—	—	—	—	—	—	—	—	—	—	—	—	—	—	—	—
at UCLA	11/13/08	—	—	—	—	—	—	—	—	—	—	—	—	—	—	—	—	—	—	—	—	—	—	—
at Pitt	11/17/08	5	0	2	.000	0	1	.000	0	0	.000	0	0	0	0.0	0	0	0	0	0	0	0	0	0.0
at Wright State	11/24/08	1	0	0	.000	0	0	.000	0	0	.000	0	1	1	0.5	0	0	0	0	0	0	0	0	0.0
at Xavier	11/29/08	—	—	—	—	—	—	—	—	—	—	—	—	—	—	—	—	—	—	—	—	—	—	—
at Temple	12/03/08	—	—	—	—	—	—	—	—	—	—	—	—	—	—	—	—	—	—	—	—	—	—	—
NORTHWESTERN STATE	12/06/08	6	2	4	.500	0	0	.000	0	0	.000	0	0	0	0.3	3	0	0	0	0	0	0	4	1.3
UW-MILWAUKEE	12/11/08	6	2	2	1.000	2	2	1.000	0	0	.000	1	1	2	0.8	1	0	1	0	0	0	0	6	2.5
VALPARAISO	12/13/08	—	—	—	—	—	—	—	—	—	—	—	—	—	—	—	—	—	—	—	—	—	—	—
at West Virginia	12/20/08	2	0	1	.000	0	0	.000	0	0	.000	1	0	1	0.8	2	0	0	1	0	0	0	0	2.0
<b>Totals</b>		<b>0</b>	<b>20</b>	<b>4</b>	<b>9</b>	<b>.444</b>	<b>2</b>	<b>3</b>	<b>.667</b>	<b>0</b>	<b>0</b>	<b>.000</b>	<b>2</b>	<b>2</b>	<b>4</b>	<b>0.8</b>	<b>6</b>	<b>0</b>	<b>1</b>	<b>1</b>	<b>0</b>	<b>0</b>	<b>10</b>	<b>2.0</b>

## HADDIX'S CAREER STATISTICS

Season	GP-GS	MIN	FG	FGA	PCT	3P	3PA	PCT	FT	FTA	PCT	OFF	DEF	REB	AVG	PF-D	A	TO	BL	ST	PTS	AVG
2007-08	13-0	50	7	17	.412	4	8	.500	7	9	.778	2	6	8	0.6	11-0	5	4	0	2	25	1.9
2008-09	5-0	20	4	9	.444	2	3	.667	0	0	.000	2	2	4	0.8	6-0	1	1	0	0	10	2.0
<b>TOTAL</b>	<b>18-0</b>	<b>70</b>	<b>11</b>	<b>26</b>	<b>.423</b>	<b>6</b>	<b>11</b>	<b>.545</b>	<b>7</b>	<b>9</b>	<b>.778</b>	<b>4</b>	<b>8</b>	<b>12</b>	<b>0.7</b>	<b>17-0</b>	<b>6</b>	<b>5</b>	<b>0</b>	<b>2</b>	<b>35</b>	<b>1.9</b>



# # 2 TYLER DIERKERS

**Senior • Center/Forward • 6-8 • 220 • Cincinnati, OH/Moeller**

- Has started every game this season and made 43 career starts.
- Leads Miami in steals with 16, accounting for 30 percent of the RedHawks' steals.
- Has amassed double figures in rebounding in two games.
- Played all 40 minutes versus UCLA and is averaging a MAC-leading 35.7 minutes per game.
- Recorded his third career double-double and first of the season with 15 points and 11 rebounds versus Northwestern State.

## DIERKERS' CAREER HIGHS


Points: ..... 18 vs. Cincinnati, 12-29-07  
 Rebounds: ..... 13, twice, last vs. Ohio, 3-13-08  
 Assists: ..... 10 vs. Mississippi State, 11-25-07  
 Steals: ..... 4, twice, last at Pittsburgh, 11-17-08  
 Blocked Shots: ..... 2, several times, last at Xavier, 11-29-07  
 Minutes: ..... 42 at Western Michigan, 2-12-08

## DIERKERS' GAME-BY-GAME STATISTICS

Opponent	Date	GS	Min	FG	FGA	Pct	3FG	FGA	Pct	FT	FTA	Pct	Off	Def	Tot	Avg	PF	FO	A	TO	Blk	Stl	Pts	Avg
vs Weber State	11/12/08	*	37	5	8	.625	0	0	.000	3	3	1.000	4	3	7	7.0	1	0	1	1	0	3	13	13.0
at UCLA	11/13/08	*	40	1	2	.500	0	0	.000	2	2	1.000	0	5	5	6.0	3	0	5	2	0	0	4	8.5
at Pitt	11/17/08	*	34	6	13	.462	0	0	.000	0	0	.000	3	2	5	5.7	0	0	0	0	0	4	12	9.7
at Wright State	11/24/08	*	37	2	9	.222	0	0	.000	2	2	1.000	4	1	5	5.5	3	0	1	2	0	1	6	8.8
at Xavier	11/29/08	*	38	3	6	.500	0	0	.000	1	2	.500	0	5	5	5.4	3	0	0	0	2	0	7	8.4
at Temple	12/03/08	*	31	4	7	.571	0	0	.000	2	2	1.000	2	6	8	5.8	1	0	2	1	1	2	10	8.7
NORTHWESTERN STATE	12/06/08	*	35	5	7	.714	0	0	.000	5	6	.833	7	4	11	6.6	0	0	4	1	1	2	15	9.6
UW-MILWAUKEE	12/11/08	*	32	2	9	.222	0	0	.000	0	0	.000	4	6	10	7.0	1	0	3	1	0	0	4	8.9
VALPARAISO	12/13/08	*	38	3	4	.750	0	0	.000	3	4	.750	1	7	8	7.1	4	0	2	3	0	3	9	8.9
at West Virginia	12/20/08	*	35	1	2	.500	0	0	.000	2	2	1.000	0	5	5	6.9	0	0	1	6	0	1	4	8.4
<b>Totals</b>		<b>10</b>	<b>357</b>	<b>32</b>	<b>67</b>	<b>.478</b>	<b>0</b>	<b>0</b>	<b>.000</b>	<b>20</b>	<b>23</b>	<b>.870</b>	<b>25</b>	<b>44</b>	<b>69</b>	<b>6.9</b>	<b>16</b>	<b>0</b>	<b>19</b>	<b>17</b>	<b>4</b>	<b>16</b>	<b>84</b>	<b>8.4</b>

## DIERKERS' CAREER STATISTICS

Season	GP-GS	MIN	FG	FGA	PCT	3P	3PA	PCT	FT	FTA	PCT	OFF	DEF	REB	AVG	PF-D	A	TO	BL	ST	PTS	AVG
2005-06	10-0	49	4	7	.571	0	1	.000	4	6	.667	4	4	8	0.8	2-0	2	2	2	1	12	1.2
2006-07	33-5	445	29	57	.509	1	3	.333	11	20	.550	24	57	81	2.5	41-1	34	30	10	17	70	2.1
2007-08	32-28	973	80	143	.559	1	9	.111	33	54	.611	70	136	206	6.4	75-2	79	52	14	38	194	6.1
2008-09	10-10	357	32	67	.478	0	0	.000	20	23	.870	25	44	69	6.9	16-0	19	17	4	16	84	8.4
<b>TOTAL</b>	<b>85-43</b>	<b>1824</b>	<b>145</b>	<b>274</b>	<b>.529</b>	<b>2</b>	<b>13</b>	<b>.154</b>	<b>68</b>	<b>103</b>	<b>.660</b>	<b>123</b>	<b>241</b>	<b>364</b>	<b>4.3</b>	<b>134-3</b>	<b>134</b>	<b>101</b>	<b>30</b>	<b>72</b>	<b>360</b>	<b>4.2</b>



# # 4 JULIAN MAVUNGA

*Freshman • Forward • 6-8 • 252 • Indianapolis, IN/Brownsburg*

- Has seen action in every game.
- Scored six points in each of Miami's first two games and again against Northwestern State.
- Hauled in a season-high six rebounds vs. Northwestern State and had five against UW-Milwaukee.
- Recorded a blocked shot and a steal at Xavier.

## MAVUNGA'S CAREER HIGHS

Points: .....6, three times, last vs. Northwestern State, 12-6-08  
 Rebounds: .....6 vs. Northwestern State, 12-6-08  
 Assists: .....1 vs. Northwestern State, 12-6-08  
 Steals: .....1 at Xavier, 11-29-08  
 Blocked Shots: .....1 at Xavier, 11-29-08  
 Minutes: .....18 at Pittsburgh, 11-17-08

## MAVUNGA'S GAME-BY-GAME STATISTICS

Opponent	Date	GS	Min	FG	FGA	Pct	3FG	FGA	Pct	FT	FTA	Pct	Off	Def	Tot	Avg	PF	FO	A	TO	Blk	Stl	Pts	Avg	
vs Weber State	11/12/08	11	3	5	.600	0	0	.000	0	0	.000	1	0	1	1.0	1	0	0	2	0	0	0	6	6.0	
at UCLA	11/13/08	12	3	4	.750	0	1	.000	0	0	.000	0	0	0	0.5	0	0	0	0	0	0	0	6	6.0	
at Pitt	11/17/08	18	2	5	.400	0	1	.000	0	1	.000	1	3	4	1.7	4	0	0	3	0	0	0	4	5.3	
at Wright State	11/24/08	5	0	1	.000	0	0	.000	0	0	.000	0	2	2	1.8	0	0	0	0	0	0	0	0	4.0	
at Xavier	11/29/08	14	0	4	.000	0	0	.000	0	0	.000	1	1	2	1.8	2	0	0	1	1	1	1	0	3.2	
at Temple	12/03/08	2	0	0	.000	0	0	.000	1	2	.500	0	0	0	1.5	0	0	0	1	0	0	1	1	2.8	
NORTHWESTERN STATE	12/06/08	12	1	1	1.000	0	0	.000	4	5	.800	2	4	6	2.1	0	0	1	0	1	0	1	0	6	3.3
UW-MILWAUKEE	12/11/08	13	0	5	.000	0	0	.000	2	4	.500	4	1	5	2.5	1	0	0	2	0	0	0	2	3.1	
VALPARAISO	12/13/08	6	0	0	.000	0	0	.000	0	0	.000	0	0	0	2.2	2	0	0	2	0	0	0	0	2.8	
at West Virginia	12/20/08	9	0	2	.000	0	0	.000	1	2	.500	1	1	2	2.2	2	0	0	1	0	0	1	1	2.6	
<b>Totals</b>		<b>0</b>	<b>102</b>	<b>9</b>	<b>27</b>	<b>.333</b>	<b>0</b>	<b>2</b>	<b>.000</b>	<b>8</b>	<b>14</b>	<b>.571</b>	<b>10</b>	<b>12</b>	<b>22</b>	<b>2.2</b>	<b>12</b>	<b>0</b>	<b>1</b>	<b>12</b>	<b>2</b>	<b>1</b>	<b>26</b>	<b>2.6</b>	

## MAVUNGA'S CAREER STATISTICS

Season	GP-GS	MIN	FG	FGA	PCT	3P	3PA	PCT	FT	FTA	PCT	OFF	DEF	REB	AVG	PF-D	A	TO	BL	ST	PTS	AVG
2008-09	10-0	102	9	27	.333	0	2	.000	8	14	.571	10	12	22	2.2	12-0	1	12	2	1	26	2.6
<b>TOTAL</b>	<b>10-0</b>	<b>102</b>	<b>9</b>	<b>27</b>	<b>.333</b>	<b>0</b>	<b>2</b>	<b>.000</b>	<b>8</b>	<b>14</b>	<b>.571</b>	<b>10</b>	<b>12</b>	<b>22</b>	<b>2.2</b>	<b>12-0</b>	<b>1</b>	<b>12</b>	<b>2</b>	<b>1</b>	<b>26</b>	<b>2.6</b>



# #5 CARL RICHBURG

*Senior • Guard • 5-9 • 183 • Mason, OH/Mason/Southern Indiana*

- Made his first career start since 2006-07 against UW-Milwaukee on Dec. 11 in place of the injured Kenny Hayes and also started the Dec. 20 game at West Virginia.
- Has seen action in all 10 of Miami's games and has played significant minutes in Miami's last three games.
- Amassed a Miami career-high 14 points against UW-Milwaukee.
- Played a season-most 28 minutes vs. the Panthers.

## RICHBURG'S MIAMI CAREER HIGHS

Points: .....14 vs. UW-Milwaukee, 12-11-08  
 Rebounds: .....4 vs. Central Michigan, 2-9-08  
 Assists: .....6 vs. Florida A&M, 11-17-06  
 Steals: .....3 vs. Florida A&M, 11-17-06  
 Blocked Shots: .....1, twice, last vs. Bowling Green, 3-8-08  
 Minutes: .....32 at Kentucky, 11-15-06

## RICHBURG'S GAME-BY-GAME STATISTICS

Opponent	Date	GS	Min	FG	FGA	Pct	3FG	FGA	Pct	FT	FTA	Pct	Off	Def	Tot	Avg	PF	FO	A	TO	Blk	Stl	Pts	Avg
vs Weber State	11/12/08	2	0	0	1.000	0	0	1.000	0	0	.000	0	0	0	0.0	0	0	0	0	0	0	0	0	0.0
at UCLA	11/13/08	2	0	0	.000	0	0	.000	0	0	.000	0	0	0	0.0	0	0	0	0	0	0	0	0	0.0
at Pitt	11/17/08	7	0	1	.000	0	1	.000	0	0	.000	0	0	0	0.0	1	0	0	1	0	1	0	0	0.0
at Wright State	11/24/08	3	0	0	.000	0	0	.000	0	0	.000	0	0	0	0.0	0	0	0	0	0	0	0	0	0.0
at Xavier	11/29/08	3	1	2	.500	1	2	.500	0	0	.000	0	0	0	0.0	1	0	0	0	0	0	0	3	0.6
at Temple	12/03/08	12	1	2	.500	0	0	.000	0	0	.000	0	1	1	0.2	0	0	2	0	0	1	2	0.8	
NORTHWESTERN STATE	12/06/08	4	0	0	.000	0	0	.000	1	2	.500	1	0	1	0.3	2	0	0	1	0	1	1	0.9	
UW-MILWAUKEE	12/11/08	*	28	5	8	.625	1	2	.500	3	5	.600	0	3	3	0.6	2	0	4	2	0	2	14	2.5
VALPARAISO	12/13/08	21	1	4	.250	0	3	.000	2	4	.500	1	2	3	0.9	2	0	3	2	0	1	4	2.7	
at West Virginia	12/20/08	*	26	1	5	.200	0	2	.000	2	2	1.000	0	2	2	1.0	1	0	4	4	0	1	4	2.8
<b>Totals</b>		<b>2</b>	<b>108</b>	<b>9</b>	<b>23</b>	<b>.391</b>	<b>2</b>	<b>11</b>	<b>.182</b>	<b>8</b>	<b>13</b>	<b>.615</b>	<b>2</b>	<b>8</b>	<b>10</b>	<b>1.0</b>	<b>9</b>	<b>0</b>	<b>13</b>	<b>10</b>	<b>0</b>	<b>7</b>	<b>28</b>	<b>2.8</b>

## RICHBURG'S MIAMI CAREER STATISTICS

Season	GP-GS	MIN	FG	FGA	PCT	3P	3PA	PCT	FT	FTA	PCT	OFF	DEF	REB	AVG	PF-D	A	TO	BL	ST	PTS	AVG
2006-07	9-3	145	10	39	.256	7	26	.269	5	9	.556	0	11	11	1.2	16-0	19	23	0	8	32	3.6
2007-08	28-0	256	15	48	.313	6	34	.176	7	13	.538	5	22	27	1.0	32-0	36	30	2	8	43	1.5
2008-09	10-2	108	9	23	.391	2	11	.182	8	13	.615	2	8	10	1.0	9-0	13	10	0	7	28	2.8
<b>TOTAL</b>	<b>47-5</b>	<b>509</b>	<b>34</b>	<b>110</b>	<b>.309</b>	<b>15</b>	<b>71</b>	<b>.211</b>	<b>20</b>	<b>35</b>	<b>.571</b>	<b>7</b>	<b>41</b>	<b>48</b>	<b>1.0</b>	<b>57-0</b>	<b>68</b>	<b>63</b>	<b>2</b>	<b>23</b>	<b>103</b>	<b>2.2</b>



# #10 ISIAH CARSON

Senior • Guard • 6-1 • 223 • Springfield, OH/Springfield South/St. Bonaventure

- Saw first action of 2008-09 at Pittsburgh and has played in five games.
- Set a Miami career high for assists (2) and tied a career-high for rebounds (2) vs. UW-Milwaukee.

## CARSON'S MIAMI CAREER HIGHS

Points: ..... 8 at Wright State, 12-15-07  
 Rebounds: ..... 2, three times, last vs. UW-Milwaukee, 12-11-08  
 Assists: ..... 2 vs. UW-Milwaukee, 12-11-08  
 Steals: ..... 1, three times, last vs. Eastern Michigan, 1-26-08  
 Blocked Shots: ..... 1 vs. Bowling Green, 3-9-08  
 Minutes: ..... 17 at Wright State, 12/15-07

## CARSON'S GAME-BY-GAME STATISTICS

Opponent	Date	GS	Min	FG	FGA	Pct	3FG	FGA	Pct	FT	FTA	Pct	Off	Def	Tot	Avg	PF	FO	A	TO	Blk	Stl	Pts	Avg
vs Weber State	11/12/08	—	—	—	—	—	—	—	—	—	—	—	—	—	—	—	—	—	—	—	—	—	—	—
at UCLA	11/13/08	—	—	—	—	—	—	—	—	—	—	—	—	—	—	—	—	—	—	—	—	—	—	—
at Pitt	11/17/08	4	0	1	.000	0	0	.000	0	0	.000	0	0	0	0.0	1	0	0	0	0	0	0	0	0.0
at Wright State	11/24/08	1	0	0	.000	0	0	.000	0	0	.000	0	0	0	0.0	0	0	0	0	0	0	0	0	0.0
at Xavier	11/29/08	—	—	—	—	—	—	—	—	—	—	—	—	—	—	—	—	—	—	—	—	—	—	—
at Temple	12/03/08	—	—	—	—	—	—	—	—	—	—	—	—	—	—	—	—	—	—	—	—	—	—	—
NORTHWESTERN STATE	12/06/08	4	2	3	.667	0	1	.000	0	1	.000	1	0	1	0.3	0	0	1	0	0	0	0	4	1.3
UW-MILWAUKEE	12/11/08	7	1	4	.250	0	1	.000	0	0	.000	1	1	2	0.8	2	0	2	0	0	2	2	2	1.5
VALPARAISO	12/13/08	—	—	—	—	—	—	—	—	—	—	—	—	—	—	—	—	—	—	—	—	—	—	—
at West Virginia	12/20/08	6	0	0	.000	0	0	.000	0	0	.000	0	1	1	0.8	1	0	1	1	0	0	0	0	1.2
<b>Totals</b>		<b>0</b>	<b>22</b>	<b>3</b>	<b>8</b>	<b>.375</b>	<b>0</b>	<b>2</b>	<b>.000</b>	<b>0</b>	<b>1</b>	<b>.000</b>	<b>2</b>	<b>2</b>	<b>4</b>	<b>0.8</b>	<b>4</b>	<b>0</b>	<b>4</b>	<b>1</b>	<b>0</b>	<b>2</b>	<b>6</b>	<b>1.2</b>

## CARSON'S MIAMI CAREER STATISTICS

Season	GP-GS	MIN	FG	FGA	PCT	3P	3PA	PCT	FT	FTA	PCT	OFF	DEF	REB	AVG	PF-D	A	TO	BL	ST	PTS	AVG
2007-08	17-0	80	6	16	.375	3	6	.500	2	2	1.000	2	7	9	0.5	13-0	6	8	1	3	17	1.0
2008-09	5-0	22	3	8	.375	0	2	.000	0	1	.000	2	2	4	0.8	4-0	4	1	0	2	6	1.2
<b>TOTAL</b>	<b>22-0</b>	<b>102</b>	<b>9</b>	<b>24</b>	<b>.375</b>	<b>3</b>	<b>8</b>	<b>.375</b>	<b>2</b>	<b>3</b>	<b>.667</b>	<b>4</b>	<b>9</b>	<b>13</b>	<b>0.6</b>	<b>17-0</b>	<b>10</b>	<b>9</b>	<b>1</b>	<b>5</b>	<b>23</b>	<b>1.0</b>



# #11 SEAN MOCK

Sophomore • Forward • 6-6 • 200 • Oxford, OH/Talawanda

- Has played in four of Miami's last five games. Saw first action of 2008-09 at Temple.
- Played two minutes versus Northwestern State and UW-Milwaukee.

## MOCK'S CAREER HIGHS


Points: ..... 2 vs. Ohio, 2-1-08  
 Rebounds: ..... 1 vs. Toledo, 2-6-08  
 Assists: .....  
 Steals: .....  
 Blocked Shots: .....  
 Minutes: ..... 2, several times, last vs. UW-Milwaukee, 12-11-08

## MOCK'S GAME-BY-GAME STATISTICS

Opponent	Date	GS	Min	FG	FGA	Pct	3FG	FGA	Pct	FT	FTA	Pct	Off	Def	Tot	Avg	PF	FO	A	TO	Blk	Stl	Pts	Avg
vs Weber State	11/12/08	—	—	—	—	—	—	—	—	—	—	—	—	—	—	—	—	—	—	—	—	—	—	—
at UCLA	11/13/08	—	—	—	—	—	—	—	—	—	—	—	—	—	—	—	—	—	—	—	—	—	—	—
at Pitt	11/17/08	—	—	—	—	—	—	—	—	—	—	—	—	—	—	—	—	—	—	—	—	—	—	—
at Wright State	11/24/08	—	—	—	—	—	—	—	—	—	—	—	—	—	—	—	—	—	—	—	—	—	—	—
at Xavier	11/29/08	—	—	—	—	—	—	—	—	—	—	—	—	—	—	—	—	—	—	—	—	—	—	—
at Temple	12/03/08	1	0	0	.000	0	0	.000	0	0	.000	0	0	0	0.0	0	0	0	0	0	0	0	0	0.0
NORTHWESTERN STATE	12/06/08	2	0	0	.000	0	0	.000	1	2	.500	0	0	0	0.0	1	0	0	0	0	0	0	1	0.5
UW-MILWAUKEE	12/11/08	2	0	2	.000	0	1	.000	0	0	.000	0	0	0	0.0	2	0	0	0	0	0	0	0	0.3
VALPARAISO	12/13/08	—	—	—	—	—	—	—	—	—	—	—	—	—	—	—	—	—	—	—	—	—	—	—
at West Virginia	12/20/08	1	0	0	.000	0	0	.000	0	0	.000	0	0	0	0.0	0	0	0	0	0	0	0	0	0.3
<b>Totals</b>		<b>0</b>	<b>6</b>	<b>0</b>	<b>2</b>	<b>.000</b>	<b>0</b>	<b>1</b>	<b>.000</b>	<b>1</b>	<b>2</b>	<b>.500</b>	<b>0</b>	<b>0</b>	<b>0</b>	<b>0.0</b>	<b>3</b>	<b>0</b>	<b>0</b>	<b>0</b>	<b>0</b>	<b>0</b>	<b>1</b>	<b>0.3</b>

## MOCK'S CAREER STATISTICS

Season	GP-GS	MIN	FG	FGA	PCT	3P	3PA	PCT	FT	FTA	PCT	OFF	DEF	REB	AVG	PF-D	A	TO	BL	ST	PTS	AVG
2007-08	8-0	8	1	5	.200	0	0	.000	0	0	.000	0	1	1	0.1	2-0	0	0	0	0	2	0.3
2008-09	4-0	6	0	2	.000	0	1	.000	1	2	.500	0	0	0	0.0	3-0	0	0	0	0	1	0.3
<b>TOTAL</b>	<b>12-0</b>	<b>14</b>	<b>1</b>	<b>7</b>	<b>.143</b>	<b>0</b>	<b>1</b>	<b>.000</b>	<b>1</b>	<b>2</b>	<b>.500</b>	<b>0</b>	<b>1</b>	<b>1</b>	<b>0.1</b>	<b>5-0</b>	<b>0</b>	<b>0</b>	<b>0</b>	<b>0</b>	<b>3</b>	<b>0.3</b>



# # 12 KRAMER SODERBERG

*Freshman • Guard • 6-0 • 172 • St. Louis, MO/St. Charles West*

- Has seen action in every game.
- Amassed season highs in points, rebounds, assists, steals and minutes against UW-Milwaukee.
- Has dished out an assist in five of Miami's last eight games.

## SODERBERG'S CAREER HIGHS


Points: ..... 7 vs. UW-Milwaukee, 12-11-08  
 Rebounds: ..... 1, three times, last vs. Valparaiso, 12-13-08  
 Assists: ..... 2 vs. UW-Milwaukee, 12-11-08  
 Steals: ..... 2 vs. UW-Milwaukee, 12-11-08  
 Blocked Shots: ..... 0  
 Minutes: ..... 16 vs. UW-Milwaukee, 12-11-08

## SODERBERG'S GAME-BY-GAME STATISTICS

Opponent	Date	GS	Min	FG	FGA	Pct	3FG	FGA	Pct	FT	FTA	Pct	Off	Def	Tot	Avg	PF	FO	A	TO	Blk	Stl	Pts	Avg
vs Weber State	11/12/08	13	2	3	.667	0	1	.000	0	0	0	.000	0	0	0	0.0	0	0	0	0	0	1	4	4.0
at UCLA	11/13/08	6	2	3	.667	1	2	.500	0	0	0	.000	0	0	0	0.0	1	0	0	0	0	0	5	4.5
at Pitt	11/17/08	7	0	0	.000	0	0	.000	0	0	0	.000	0	0	0	0.0	0	1	0	0	0	0	0	3.0
at Wright State	11/24/08	8	0	0	.000	0	0	.000	0	0	0	.000	0	0	0	0.0	1	0	1	0	0	0	0	2.3
at Xavier	11/29/08	1	1	1	1.000	0	0	.000	0	0	0	.000	0	0	0	0.0	1	0	0	0	0	0	2	2.2
at Temple	12/03/08	3	0	0	.000	0	0	.000	0	0	0	.000	0	0	0	0.0	1	0	0	0	0	0	0	1.8
NORTHWESTERN STATE	12/06/08	8	0	2	.000	0	2	.000	1	2	.500	0	1	1	0.1	4	0	1	0	0	0	0	1	1.7
UW-MILWAUKEE	12/11/08	16	3	4	.750	1	1	1.000	0	0	.000	0	1	1	0.3	1	0	2	0	0	0	2	7	2.4
VALPARAISO	12/13/08	10	1	3	.333	1	3	.333	0	0	.000	0	1	1	0.3	1	0	0	0	0	0	0	3	2.4
at West Virginia	12/20/08	15	0	3	.000	0	2	.000	0	0	.000	0	0	0	0.3	0	0	1	4	0	1	0	2.2	
<b>Totals</b>		<b>0</b>	<b>87</b>	<b>9</b>	<b>19</b>	<b>.474</b>	<b>3</b>	<b>11</b>	<b>.273</b>	<b>1</b>	<b>3</b>	<b>.333</b>	<b>0</b>	<b>3</b>	<b>3</b>	<b>0.3</b>	<b>10</b>	<b>0</b>	<b>6</b>	<b>4</b>	<b>0</b>	<b>4</b>	<b>22</b>	<b>2.2</b>

## SODERBERG'S CAREER STATISTICS

Season	GP-GS	MIN	FG	FGA	PCT	3P	3PA	PCT	FT	FTA	PCT	OFF	DEF	REB	AVG	PF-D	A	TO	BL	ST	PTS	AVG
2008-09	10-0	87	9	19	.474	3	11	.273	1	3	.333	0	3	3	0.3	10-0	6	4	0	4	22	2.2
<b>TOTAL</b>	<b>10-0</b>	<b>87</b>	<b>9</b>	<b>19</b>	<b>.474</b>	<b>3</b>	<b>11</b>	<b>.273</b>	<b>1</b>	<b>3</b>	<b>.333</b>	<b>0</b>	<b>3</b>	<b>3</b>	<b>0.3</b>	<b>10-0</b>	<b>6</b>	<b>4</b>	<b>0</b>	<b>4</b>	<b>22</b>	<b>2.2</b>



# #14 KENNY HAYES

*Senior • Guard • 6-2 • 183 • Dayton, OH/Northmont/Cincinnati State*

- Sat out Dec. 11 UW-Milwaukee and Dec. 20 West Virginia games due to a wrist injury. Started and played 20 minutes vs. Valparaiso (Dec. 13). Will be out for the Dec. 30 Northwestern State game.
- Went 7-for-7 from 3-point range vs. Weber State to tie a Miami record for 3-point field-goal percentage. The seven treys ties for fifth on Miami's single-game list.
- Recorded 24 points against the Wildcats, including the go-ahead trey with 1.7 seconds left.
- Amassed 20 points at Wright State, the seventh 20-point scoring effort of his Miami career.
- Has led Miami in scoring in four of the RedHawks' nine games this season.
- Dished out a career-best eight assists versus Northwestern State. Averaging 6.0 apg over his last three games.

## HAYES' MIAMI CAREER HIGHS


Points: ..... 30 at Valparaiso, 2-22-08  
 Rebounds: ..... 8 vs. Chicago State, 12-18-07  
 Assists: ..... 6 at Temple, 12-3-08  
 Steals: ..... 3 at Buffalo, 2-16-08  
 Blocked Shots: ..... 2 vs. Chicago State, 12-18-07  
 Minutes: ..... 46, twice, last at Valparaiso, 2-22-08

## HAYES' GAME-BY-GAME STATISTICS

Opponent	Date	GS	Min	FG	FGA	Pct	3FG	FGA	Pct	FT	FTA	Pct	Off	Def	Tot	Avg	PF	FO	A	TO	Blk	Stl	Pts	Avg
vs Weber State	11/12/08	*	35	8	12	.667	7	7	1.000	1	2	.500	0	0	0	0.0	3	0	3	5	0	0	24	24.0
at UCLA	11/13/08	*	32	1	6	.167	0	2	.000	0	0	.000	0	1	1	0.5	2	0	1	2	0	0	2	13.0
at Pitt	11/17/08	*	31	4	12	.333	1	4	.250	9	9	1.000	1	4	5	2.0	1	0	4	4	0	0	18	14.7
at Wright State	11/24/08	*	33	6	10	.600	3	4	.750	5	6	.833	0	5	5	2.8	1	0	2	4	1	1	20	16.0
at Xavier	11/29/08	*	37	6	14	.429	1	6	.167	6	8	.750	3	2	5	3.2	2	0	2	2	0	1	19	16.6
at Temple	12/03/08	*	30	6	8	.750	1	2	.500	4	5	.800	0	4	4	3.3	1	0	6	3	1	2	17	16.7
NORTHWESTERN STATE	12/06/08	*	31	3	9	.333	3	5	.600	2	2	1.000	1	4	5	3.6	1	0	8	4	0	1	11	15.9
UW-MILWAUKEE	12/11/08															—out due to injury—								
VALPARAISO	12/13/08	*	20	0	2	.000	0	0	.000	0	2	.000	0	0	0	3.1	0	0	4	1	0	1	0	13.9
at West Virginia	12/20/08															—out due to injury—								
<b>Totals</b>		<b>8</b>	<b>249</b>	<b>34</b>	<b>73</b>	<b>.466</b>	<b>16</b>	<b>30</b>	<b>.533</b>	<b>27</b>	<b>34</b>	<b>.794</b>	<b>5</b>	<b>20</b>	<b>25</b>	<b>3.1</b>	<b>11</b>	<b>0</b>	<b>30</b>	<b>25</b>	<b>2</b>	<b>6</b>	<b>111</b>	<b>13.9</b>

## HAYES' MIAMI CAREER STATISTICS

Season	GP-GS	MIN	FG	FGA	PCT	3P	3PA	PCT	FT	FTA	PCT	OFF	DEF	REB	AVG	PF-D	A	TO	BL	ST	PTS	AVG
2007-08	33-32	1017	132	310	.426	47	124	.379	89	112	.795	13	86	99	3.0	68-1	59	60	8	17	400	12.1
2008-09	8-8	249	34	73	.466	16	30	.533	27	34	.794	5	20	25	3.1	11-0	30	25	2	6	111	13.9
<b>TOTAL</b>	<b>41-40</b>	<b>1266</b>	<b>166</b>	<b>383</b>	<b>.433</b>	<b>63</b>	<b>154</b>	<b>.409</b>	<b>116</b>	<b>146</b>	<b>.795</b>	<b>18</b>	<b>106</b>	<b>124</b>	<b>3.0</b>	<b>79-1</b>	<b>89</b>	<b>85</b>	<b>10</b>	<b>23</b>	<b>511</b>	<b>12.5</b>



# #20 NICK WINBUSH

**Sophomore • Forward • 6-7 • 213 • Shaker Heights, OH/Shaker Heights**

- Started Miami's first three games this season and has made four career starts.
- Scored a career-high 11 points against West Virginia.
- Played a career-high 19 minutes at Temple and against Valparaiso.
- Averaging 7.8 ppg over Miami's last five games.

## WINBUSH'S CAREER HIGHS

Points: ..... 11 at West Virginia, 12-20-08  
 Rebounds: ..... 5, several times, last vs. UW-Milwaukee, 12-11-08  
 Assists: ..... 2 at Kansas, 12-22-07  
 Steals: ..... 1, several times, last vs. Valparaiso, 12-13-08  
 Blocked Shots: ..... 2 vs. Buffalo, 1-20-08  
 Minutes: ..... 19, twice, last vs. Valparaiso, 12-13-08

## WINBUSH'S GAME-BY-GAME STATISTICS

Opponent	Date	GS	Min	FG	FGA	Pct	3FG	3FGA	Pct	FT	FTA	Pct	Off	Def	Tot	Avg	PF	FO	A	TO	Blk	Stl	Pts	Avg
vs Weber State	11/12/08	*	15	2	6	.333	1	2	.500	0	0	.000	0	2	2	2.0	1	0	1	0	0	0	5	5.0
at UCLA	11/13/08	*	17	3	3	1.000	2	2	1.000	0	0	.000	1	4	5	3.5	2	0	0	2	0	0	8	6.5
at Pitt	11/17/08	*	9	0	4	.000	0	1	.000	0	0	.000	1	0	1	2.7	1	0	0	1	0	0	0	4.3
at Wright State	11/24/08	*	8	0	1	.000	0	1	.000	0	0	.000	0	2	2	2.5	2	0	0	2	0	0	0	3.3
at Xavier	11/29/08	*	8	0	4	.000	0	1	.000	0	0	.000	1	2	3	2.6	3	0	0	0	0	0	0	2.6
at Temple	12/03/08	*	19	3	4	.750	2	3	.667	0	0	.000	0	5	5	3.0	3	0	1	0	0	0	8	3.5
NORTHWESTERN STATE	12/06/08	*	16	3	5	.600	0	1	.000	3	4	.750	0	0	0	2.6	1	0	0	0	0	1	9	4.3
UW-MILWAUKEE	12/11/08	*	14	2	8	.250	0	3	.000	0	1	.000	2	3	5	2.9	0	0	0	0	0	0	4	4.3
VALPARAISO	12/13/08	*	19	3	6	.500	1	3	.333	0	0	.000	1	1	2	2.8	2	0	0	2	1	1	7	4.6
at West Virginia	12/20/08	*	15	4	6	.667	2	4	.500	1	4	.250	0	3	3	2.8	3	0	0	1	0	0	11	5.2
<b>Totals</b>			<b>3</b>	<b>140</b>	<b>20</b>	<b>.426</b>	<b>8</b>	<b>21</b>	<b>.381</b>	<b>4</b>	<b>9</b>	<b>.444</b>	<b>6</b>	<b>22</b>	<b>28</b>	<b>2.8</b>	<b>18</b>	<b>0</b>	<b>2</b>	<b>8</b>	<b>1</b>	<b>2</b>	<b>52</b>	<b>5.2</b>

## WINBUSH'S CAREER STATISTICS

Season	GP-GS	MIN	FG	FGA	PCT	3P	3PA	PCT	FT	FTA	PCT	OFF	DEF	REB	AVG	PF-D	A	TO	BL	ST	PTS	AVG
2007-08	25-1	196	27	57	.474	9	25	.360	6	10	.600	16	18	34	1.4	19-0	4	14	4	3	69	2.8
2008-09	10-3	140	20	47	.426	8	21	.381	4	9	.444	6	22	28	2.8	18-0	2	8	1	2	52	5.2
<b>TOTAL</b>	<b>35-4</b>	<b>336</b>	<b>47</b>	<b>104</b>	<b>.452</b>	<b>17</b>	<b>46</b>	<b>.370</b>	<b>10</b>	<b>19</b>	<b>.526</b>	<b>22</b>	<b>40</b>	<b>62</b>	<b>1.8</b>	<b>37-0</b>	<b>6</b>	<b>22</b>	<b>5</b>	<b>5</b>	<b>121</b>	<b>3.5</b>



# # 21 ERIC POLLITZ

**Senior • Guard/Forward • 6-5 • 204 • Ottawa, OH/Ottawa-Glandorf**

- Has started Miami's last seven games and has made 25 career starts.
- Dished out a career-high seven assist against Northwestern State.
- Had his first double-figure scoring effort of the season against Valparaiso with 11 points.
- Averaging 26.6 minutes per game in Miami's last six outings.
- Noted for his defensive prowess.

## POLLITZ'S CAREER HIGHS

Points: ..... 12 at Akron, 1-5-08  
 Rebounds: ..... 9 vs. Ohio, 3-1-08  
 Assists: ..... 7 vs. Northwestern State, 12-6-08  
 Steals: ..... 3 vs. Kent State, 1-17-08  
 Blocked Shots: ..... 3 at Western Michigan, 2-12-08  
 Minutes: ..... 42 at Western Michigan, 2-12-08

## POLLITZ'S GAME-BY-GAME STATISTICS

Opponent	Date	GS	Min	FG	FGA	Pct	3FG	3FGA	Pct	FT	FTA	Pct	Off	Def	Tot	Avg	PF	FO	A	TO	Blk	Stl	Pts	Avg
vs Weber State	11/12/08		22	0	1	.000	0	0	.000	0	0	.000	0	1	1	1.0	1	0	1	2	0	0	0	0.0
at UCLA	11/13/08		21	1	1	1.000	1	1	1.000	0	0	.000	0	2	2	1.5	2	0	1	0	0	0	3	1.5
at Pitt	11/17/08		17	2	4	.500	1	2	.500	0	0	.000	0	1	1	1.3	3	0	2	1	0	0	5	2.7
at Wright State	11/24/08	*	27	2	4	.500	0	1	.000	0	0	.000	1	5	6	2.5	4	0	2	0	0	0	4	3.0
at Xavier	11/29/08	*	26	2	5	.400	0	1	.000	1	2	.500	0	3	3	2.6	3	0	3	2	0	0	5	3.4
at Temple	12/03/08	*	31	1	3	.333	0	2	.000	2	2	1.000	0	1	1	2.3	3	0	3	0	0	1	4	3.5
NORTHWESTERN STATE	12/06/08	*	26	1	5	.200	0	0	.000	1	2	.500	0	2	2	2.3	2	0	7	2	0	1	3	3.4
UW-MILWAUKEE	12/11/08	*	24	2	4	.500	0	0	.000	0	0	.000	1	3	4	2.5	4	0	1	0	1	0	4	3.5
VALPARAISO	12/13/08	*	29	4	8	.500	1	2	.500	2	2	1.000	1	3	4	2.7	2	0	2	0	0	0	11	4.3
at West Virginia	12/20/08	*	23	1	4	.250	0	1	.000	2	2	1.000	2	5	7	3.1	1	0	2	3	1	0	4	4.3
<b>Totals</b>			<b>7</b>	<b>246</b>	<b>16</b>	<b>.410</b>	<b>3</b>	<b>10</b>	<b>.300</b>	<b>8</b>	<b>10</b>	<b>.800</b>	<b>5</b>	<b>26</b>	<b>31</b>	<b>3.1</b>	<b>25</b>	<b>0</b>	<b>24</b>	<b>10</b>	<b>2</b>	<b>2</b>	<b>43</b>	<b>4.3</b>

## POLLITZ'S CAREER STATISTICS

Season	GP-GS	MIN	FG	FGA	PCT	3P	3PA	PCT	FT	FTA	PCT	OFF	DEF	REB	AVG	PF-D	A	TO	BL	ST	PTS	AVG
2005-06	12-0	56	5	11	.455	0	3	.000	6	7	.857	1	6	7	0.6	5-0	5	3	1	0	16	1.3
2006-07	31-1	355	20	44	.455	3	5	.600	14	22	.636	17	35	52	1.7	25-0	18	36	6	3	57	1.8
2007-08	33-17	857	66	153	.431	21	47	.447	29	43	.674	25	83	108	3.3	71-4	48	44	10	12	182	5.5
2008-09	10-7	246	16	39	.410	3	10	.300	8	10	.800	5	26	31	3.1	25-0	24	10	2	2	43	4.3
<b>TOTAL</b>	<b>86-25</b>	<b>1514</b>	<b>107</b>	<b>247</b>	<b>.433</b>	<b>27</b>	<b>65</b>	<b>.415</b>	<b>57</b>	<b>82</b>	<b>.695</b>	<b>48</b>	<b>150</b>	<b>198</b>	<b>2.3</b>	<b>126-4</b>	<b>95</b>	<b>93</b>	<b>19</b>	<b>17</b>	<b>298</b>	<b>3.5</b>



## #24 MICHAEL BRAMOS

**Senior • Forward • 6-5 • 225 • Harper Woods, MI/Grosse Pointe North**

- Leads the MAC and ranks 41st nationally in scoring, averaging 19.6 ppg. Ranks among the MAC's top 10 in six statistical categories this season.
- Ranks 11th nationally in 3-point field goal percentage (.500) and 14th in 3-pointers per game (3.6).
- Became the 33rd Miami player to score 1,000 career points, reaching the benchmark against UCLA.
- During Miami's four-game win streak, Bramos knocked down at least six three-pointers in each contest and shot 68.4 percent from beyond the arc, nailing 26 of Miami's 39 treys during that stretch. Bramos sunk a scorching 81.8 percent of his treys in the second half (18-of-22).
- Has scored 26 or more points in four Miami's last five games. Has eclipsed 20 points 19 times during his career, including five times this season.
- Recorded his fifth career 30-point scoring effort with 31 points against Northwestern State, scoring 23 in the second half.
- Had a solid all-around game at Wright State with 19 points, seven rebounds, three assists and two blocked shots in 37 minutes of action.
- On Miami's career charts, ranks fourth in blocked shots, fifth in 3-point field goals and fourth in free-throw percentage.

### BRAMOS' CAREER HIGHS

Points: .....36 vs. Dayton, 11-28-07  
 Rebounds: .....9 vs. South Alabama, 11-22-07  
 Assists: .....7 vs. Ball State, 2-10-07  
 Steals: .....5 vs. Ohio, 1-21-07  
 Blocked Shots: .....5 vs. Central Michigan, 2-9-08  
 Minutes: .....49 at Western Michigan, 2-12-08

### BRAMOS' GAME-BY-GAME STATISTICS

Opponent	Date	GS	Min	FG	FGA	Pct	3FG	FGA	Pct	FT	FTA	Pct	Off	Def	Tot	Avg	PF	FO	A	TO	Blk	Stl	Pts	Avg
vs Weber State	11/12/08	*	27	2	11	.182	2	7	.286	7	8	.875	0	2	2	2.0	4	0	2	1	0	0	13	13.0
at UCLA	11/13/08	*	34	7	16	.438	2	6	.333	6	8	.750	0	3	3	2.5	3	0	2	1	2	1	22	17.5
at Pitt	11/17/08	*	22	0	6	.000	0	3	.000	2	2	1.000	1	0	1	2.0	2	0	0	1	1	0	2	12.3
at Wright State	11/24/08	*	37	5	13	.385	2	6	.333	7	9	.778	1	6	7	3.3	0	0	3	1	2	0	19	14.0
at Xavier	11/29/08	*	33	5	14	.357	3	6	.500	2	2	1.000	0	6	6	3.8	5	1	2	4	0	1	15	14.2
at Temple	12/03/08	*	39	10	21	.476	6	10	.600	0	0	.000	1	2	3	3.7	3	0	1	2	0	3	26	16.2
NORTHWESTERN STATE	12/06/08	*	32	9	17	.529	8	11	.727	5	6	.833	0	3	3	3.6	0	0	1	0	4	0	31	18.3
UW-MILWAUKEE	12/11/08	*	33	9	16	.563	6	8	.750	2	3	.667	0	3	3	3.5	2	0	0	2	0	0	26	19.3
VALPARAISO	12/13/08	*	38	9	14	.643	6	9	.667	4	6	.667	2	1	3	3.4	2	0	0	1	1	1	28	20.2
at West Virginia	12/20/08	*	37	5	13	.385	1	6	.167	3	3	1.000	1	3	4	3.5	2	0	0	4	0	1	14	19.6
<b>Totals</b>			<b>10</b>	<b>332</b>	<b>61</b>	<b>.433</b>	<b>36</b>	<b>72</b>	<b>.500</b>	<b>38</b>	<b>47</b>	<b>.809</b>	<b>6</b>	<b>29</b>	<b>35</b>	<b>3.5</b>	<b>23</b>	<b>1</b>	<b>11</b>	<b>17</b>	<b>10</b>	<b>7</b>	<b>196</b>	<b>19.6</b>

### BRAMOS' CAREER STATISTICS

Season	GP-GS	MIN	FG	FGA	PCT	3P	PCT	FT	FTA	PCT	OFF	DEF	REB	AVG	PF-D	A	TO	BL	ST	PTS	AVG
2005-06	29-4	550	46	101	.455	12	.343	49	64	.766	19	69	88	3.0	40-0	26	28	14	13	153	5.3
2006-07	33-31	1053	118	291	.405	50	.368	84	101	.832	26	97	123	3.7	52-0	76	64	41	46	370	11.2
2007-08	28-26	972	150	345	.435	65	.363	90	107	.841	18	91	109	3.9	48-0	33	37	42	36	455	16.3
2008-09	10-10	332	61	141	.433	36	.500	38	47	.809	6	29	35	3.5	23-1	11	17	10	7	196	19.6
<b>TOTAL</b>	<b>100-71</b>	<b>2907</b>	<b>375</b>	<b>878</b>	<b>.427</b>	<b>163</b>	<b>.386</b>	<b>261</b>	<b>319</b>	<b>.818</b>	<b>69</b>	<b>286</b>	<b>355</b>	<b>3.6</b>	<b>163-1</b>	<b>146</b>	<b>146</b>	<b>107</b>	<b>102</b>	<b>1174</b>	<b>11.7</b>



# # 35 ANTONIO BALLARD

**Sophomore • Forward/Gaurd • 6-4 • 199 • Jeffersonville, IN/Jeffersonville**

- Had surgery on his right hand on Dec. 10, following an injury suffered in practice on Dec. 5. Projected to be out six weeks.
- Made his first career start at Temple on Dec. 3
- Played a career-high 30 minutes at Wright State.
- Recorded a career-high nine rebounds vs. Weber State. Has led MU in rebounding in three games.
- Scored a career-high 10 points at No. 5/6 Pittsburgh.

## BALLARD'S CAREER HIGHS


Points:.....10 at Pittsburgh, 11-17-08  
 Rebounds:.....9 vs. Weber State, 11-12-08  
 Assists:.....2 at Wright State, 11-24-08  
 Steals:.....2 at Pittsburgh, 11-17-08  
 Blocked Shots:.....1 at Oakland, 12-10-06  
 Minutes:.....30 at Wright State, 11-24-08

## BALLARD'S GAME-BY-GAME STATISTICS

Opponent	Date	GS	Min	FG	FGA	Pct	3FG	FGA	Pct	FT	FTA	Pct	Off	Def	Tot	Avg	PF	FO	A	TO	Blk	Stl	Pts	Avg	
vs Weber State	11/12/08		26	2	5	.400	0	2	.000	1	3	.333	2	7	9	9.0	3	0	1	1	0	0	5	5.0	
at UCLA	11/13/08		19	1	4	.250	1	1	1.000	0	0	.000	1	2	3	6.0	1	0	0	0	0	1	3	4.0	
at Pitt	11/17/08		21	3	6	.500	2	5	.400	2	4	.500	1	5	6	6.0	1	0	0	0	0	2	10	6.0	
at Wright State	11/24/08		30	3	8	.375	0	1	.000	0	0	.000	1	3	4	5.5	2	0	2	4	0	0	6	6.0	
at Xavier	11/29/08		15	0	4	.000	0	1	.000	0	2	.000	1	5	6	5.6	2	0	0	1	0	0	0	4.8	
at Temple	12/03/08	*	20	0	1	.000	0	0	.000	0	0	.000	1	3	4	5.3	0	0	3	1	0	1	0	4.0	
NORTHWESTERN STATE	12/06/08																								
UW-MILWAUKEE	12/11/08																								
VALPARAISO	12/13/08																								
at West Virginia	12/20/08																								
<b>Totals</b>			<b>1</b>	<b>131</b>	<b>9</b>	<b>28</b>	<b>.321</b>	<b>3</b>	<b>10</b>	<b>.300</b>	<b>3</b>	<b>9</b>	<b>.333</b>	<b>7</b>	<b>25</b>	<b>32</b>	<b>5.3</b>	<b>9</b>	<b>0</b>	<b>6</b>	<b>7</b>	<b>0</b>	<b>4</b>	<b>24</b>	<b>4.0</b>

## BALLARD'S CAREER STATISTICS

Season	GP-GS	MIN	FG	FGA	PCT	3P	3PA	PCT	FT	FTA	PCT	OFF	DEF	REB	AVG	PF-D	A	TO	BL	ST	PTS	AVG
2006-07	15-0	47	4	12	.333	0	4	.000	2	9	.222	5	10	15	1.0	5-0	2	2	1	1	10	0.7
2007-08	1-0	3	1	1	1.000	1	1	1.000	0	0	.000	0	1	1	1.0	0-0	0	0	0	0	3	3.0
2008-09	6-1	131	9	28	.321	3	10	.300	3	9	.333	7	25	32	5.3	9-0	6	7	0	4	24	4.0
<b>TOTAL</b>	<b>22-1</b>	<b>181</b>	<b>14</b>	<b>41</b>	<b>.341</b>	<b>4</b>	<b>15</b>	<b>.267</b>	<b>5</b>	<b>18</b>	<b>.278</b>	<b>12</b>	<b>36</b>	<b>48</b>	<b>2.2</b>	<b>14-0</b>	<b>8</b>	<b>9</b>	<b>1</b>	<b>5</b>	<b>37</b>	<b>1.7</b>



# #40 ADAM THOMAS

**Redshirt-Freshman • Forward • 6-7 • 210 • Springboro, OH/Springboro**

- Saw first action of 2008-09 at Temple and has played in three of Miami's last five games.
- Scored his first career field goal against Northwestern State.

## THOMAS' CAREER HIGHS


Points:.....2 vs. Northwestern State, 12-6-08  
 Rebounds:.....—  
 Assists:.....—  
 Steals:.....—  
 Blocked Shots:.....—  
 Minutes:.....2, twice, last vs. UW-Milwaukee, 12-11-08

## THOMAS' GAME-BY-GAME STATISTICS

Opponent	Date	GS	Min	FG	FGA	Pct	3FG	FGA	Pct	FT	FTA	Pct	Off	Def	Tot	Avg	PF	FO	A	TO	Blk	Stl	Pts	Avg
vs Weber State	11/12/08																							
at UCLA	11/13/08																							
at Pitt	11/17/08																							
at Wright State	11/24/08																							
at Xavier	11/29/08																							
at Temple	12/03/08		1	0	0	.000	0	0	.000	0	0	.000	0	0	0	0.0	0	0	0	0	0	0	0	0.0
NORTHWESTERN STATE	12/06/08		2	1	2	.500	0	0	.000	0	0	.000	0	0	0	0.0	0	0	0	0	0	0	2	1.0
UW-MILWAUKEE	12/11/08		2	0	0	.000	0	0	.000	0	0	.000	0	0	0	0.0	1	0	0	0	0	0	0	0.7
VALPARAISO	12/13/08																							
at West Virginia	12/20/08																							
<b>Totals</b>			<b>0</b>	<b>5</b>	<b>1</b>	<b>.500</b>	<b>0</b>	<b>0</b>	<b>.000</b>	<b>0</b>	<b>0</b>	<b>.000</b>	<b>0</b>	<b>0</b>	<b>0</b>	<b>0.0</b>	<b>1</b>	<b>0</b>	<b>0</b>	<b>0</b>	<b>0</b>	<b>0</b>	<b>2</b>	<b>0.7</b>

## THOMAS' CAREER STATISTICS

Season	GP-GS	MIN	FG	FGA	PCT	3P	3PA	PCT	FT	FTA	PCT	OFF	DEF	REB	AVG	PF-D	A	TO	BL	ST	PTS	AVG
2008-09	3-0	5	1	2	.500	0	0	.000	0	0	.000	0	0	0	0.0	1-0	0	0	0	0	2	0.7
<b>TOTAL</b>	<b>3-0</b>	<b>5</b>	<b>1</b>	<b>2</b>	<b>.500</b>	<b>0</b>	<b>0</b>	<b>.000</b>	<b>0</b>	<b>0</b>	<b>.000</b>	<b>0</b>	<b>0</b>	<b>0</b>	<b>0.0</b>	<b>1-0</b>	<b>0</b>	<b>0</b>	<b>0</b>	<b>0</b>	<b>2</b>	<b>0.7</b>



# # 41 ADAM FLETCHER

**Junior • Center • 6-8 • 226 • St. Albans, WV/St. Albans**

- Started Miami's first five games this season and has made nine starts this season and 14 career starts.
- Went 4-for-4 from the free-throw line against UCLA and 2-for-2 at West Virginia, his only free throws of the season.
- Pulled down a career-high six rebounds vs. UW-Milwaukee.
- Tied a career high with eight points at West Virginia and played a career-high 31 minutes against the Mountaineers.

## FLETCHER'S CAREER HIGHS

Points: .....8, twice, last at West Virginia, 12-20-08  
 Rebounds: ..... 6 vs. UW-Milwaukee, 12-11-08  
 Assists: ..... 2, twice, last at Xavier, 11-29-08  
 Steals: ..... 1, three times, last at Xavier, 11-29-08  
 Blocked Shots: .... 1, several times, last vs. Northwestern State, 12-6-08  
 Minutes: .....31 at West Virginia, 12-20-08

## FLETCHER'S GAME-BY-GAME STATISTICS

Opponent	Date	GS	Min	FG	FGA	Pct	3FG	3FGA	Pct	FT	FTA	Pct	Off	Def	Tot	Avg	PF	FO	A	TO	Blk	Stl	Pts	Avg	
vs Weber State	11/12/08	*	12	0	2	.000	0	0	.000	0	0	.000	0	2	2	2.0	3	0	0	2	1	0	0	0.0	
at UCLA	11/13/08	*	17	1	2	.500	0	0	.000	4	4	1.000	0	1	1	1.5	4	0	1	2	0	0	6	3.0	
at Pitt	11/17/08	*	25	1	4	.250	0	0	.000	0	0	.000	3	1	4	2.3	4	0	1	2	0	1	2	2.7	
at Wright State	11/24/08	*	10	0	2	.000	0	0	.000	0	0	.000	0	1	1	2.0	2	0	0	2	0	0	0	2.0	
at Xavier	11/29/08	*	25	1	4	.250	0	0	.000	0	0	.000	3	2	5	2.6	4	0	2	3	1	1	2	2.0	
at Temple	12/03/08	*	11	0	2	.000	0	0	.000	0	0	.000	0	1	1	2.3	1	0	0	0	0	0	0	1.7	
NORTHWESTERN STATE	12/06/08	*	22	3	4	.750	0	0	.000	0	0	.000	0	3	3	2.4	4	0	0	1	1	0	6	2.3	
UW-MILWAUKEE	12/11/08	*	23	0	4	.000	0	0	.000	0	0	.000	2	4	6	2.9	1	0	1	2	0	0	0	2.0	
VALPARAISO	12/13/08	*	19	0	2	.000	0	0	.000	0	0	.000	0	0	0	2.6	3	0	1	0	1	0	0	1.8	
at West Virginia	12/20/08	*	31	3	5	.600	0	0	.000	2	2	1.000	0	1	1	2.4	3	0	0	1	0	0	8	2.4	
<b>Totals</b>			<b>9</b>	<b>195</b>	<b>9</b>	<b>31</b>	<b>.290</b>	<b>0</b>	<b>0</b>	<b>.000</b>	<b>6</b>	<b>6</b>	<b>1.000</b>	<b>8</b>	<b>16</b>	<b>24</b>	<b>2.4</b>	<b>29</b>	<b>0</b>	<b>6</b>	<b>15</b>	<b>4</b>	<b>2</b>	<b>24</b>	<b>2.4</b>

## FLETCHER'S CAREER STATISTICS

Season	GP-GS	MIN	FG	FGA	PCT	3P	3PA	PCT	FT	FTA	PCT	OFF	DEF	REB	AVG	PF-D	A	TO	BL	ST	PTS	AVG
2006-07	15-0	61	2	7	.286	0	0	.000	0	2	.000	3	8	11	0.7	16-0	4	3	1	0	4	0.3
2007-08	27-5	223	19	38	.500	0	0	.000	5	15	.333	11	21	32	1.2	45-0	6	12	2	1	43	1.6
2008-09	10-9	195	9	31	.290	0	0	.000	6	6	1.000	8	16	24	2.4	29-0	6	15	4	2	24	2.4
<b>TOTAL</b>	<b>52-14</b>	<b>479</b>	<b>30</b>	<b>76</b>	<b>.395</b>	<b>0</b>	<b>0</b>	<b>.000</b>	<b>11</b>	<b>23</b>	<b>.478</b>	<b>22</b>	<b>45</b>	<b>67</b>	<b>1.3</b>	<b>90-0</b>	<b>16</b>	<b>30</b>	<b>7</b>	<b>3</b>	<b>71</b>	<b>1.4</b>

• **Players not listed have not yet played in a game in 2008-09**

**Miami 70**  
**Weber State 66**

2K Sports Classic Benefiting Coaches vs. Cancer—Los Angeles Regional  
Nov. 12, 2008 • Los Angeles, Calif.

Miami (1-0)	tot-fg	3-pt	rebounds		pf	tp	a	to	blk	s	min
## Player	fg fga	fg fga	ft	of detot							
02 DIERKERS, Tyler	f 5 8	0 0	3 3	4 3 7	1	13	1	1	0	3	37
20 WINBUSH, Nick	f 2 6	1 2	0 0	0 2 2	1	5	1	0	0	0	15
24 BRAMOS, Michael	f 2 11	2 7	7 8	0 2 2	4	13	2	1	0	0	27
41 FLETCHER, Adam	c 0 2	0 0	0 0	0 2 2	3	0	2	1	0	12	
14 HAYES, Kenny	g 8 12	7 7	1 2	0 0 0	3	24	3	5	0	0	35
04 MAVUNGA, Julian	g 3 5	0 0	0 0	1 0 1	1	6	2	0	0	11	
05 RICHBURG, Carl	0 1	0 1	0 0	0 0 0	0	0	0	0	0	2	
12 SODERBERG, Kramer	2 3	0 1	0 1	0 0 0	0	4	0	0	0	13	
21 POLLITZ, Eric	0 1	0 0	0 0	0 1 1	1	0	1	2	0	22	
35 BALLARD, Antonio	2 5	0 2	1 3	2 7 9	3	5	1	1	0	26	
TEAM				1 1							
Totals.....	24 54	10 20	12 17	8 17 25	17	70	9	14	1	4	200

TOTAL FG%	1st Half: 12-27 44.4%	2nd Half: 12-27 44.4%	Game: 44.4%	DEADBALL
3-Pt. FG%	1st Half: 6-10 60.0%	2nd Half: 4-10 40.0%	Game: 50.0%	REBOUNDS
F Throw %	1st Half: 4-5 80.0%	2nd Half: 8-12 66.7%	Game: 70.6%	1

Weber State (0-1)	tot-fg	3-pt	rebounds		pf	tp	a	to	blk	s	min
## Player	fg fga	fg fga	ft	of detot							
03 BULLINGER, Kyle	f 4 8	3 5	2 4	1 1 2	1	13	0	4	0	0	29
31 DAVIS, Daviin	f 3 6	1 1	0 0	1 2 3	4	7	4	8	0	0	25
40 PANOS, Steve	c 2 5	0 0	3 6	1 4 5	5	7	0	1	0	1	18
12 HANSEN, Nick	g 3 7	2 6	0 0	0 2 2	0	8	2	0	0	1	27
33 McCOY, Kellen	g 5 7	2 2	4 4	2 3 5	3	16	4	1	0	0	30
01 LILLARD, Damian	2 3	1 2	0 0	0 3 3	1	5	1	1	0	1	21
21 RAMOS, Marco	0 0	0 0	0 0	0 0 0	0	0	0	0	0	0	0+
24 CARSON, Marcus	1 2	0 0	0 0	0 0 0	1	2	1	1	0	0	17
32 MAHONEY, Darin	1 2	0 1	4 6	0 3 3	4	6	0	1	0	0	16
55 MORRIS, Trevor	1 1	0 0	0 0	1 7 8	4	2	0	4	0	0	17
TEAM				1 1							
Totals.....	22 41	9 17	13 20	6 26 32	23	66	12	21	0	3	200

TOTAL FG%	1st Half: 11-21 52.4%	2nd Half: 11-20 55.0%	Game: 53.7%	DEADBALL
3-Pt. FG%	1st Half: 4-7 57.1%	2nd Half: 5-10 50.0%	Game: 52.9%	REBOUNDS
F Throw %	1st Half: 7-12 58.3%	2nd Half: 6-8 75.0%	Game: 65.0%	3

Score by Periods	1st	2nd	Total
Miami	34	36	70
Weber State	33	33	66

**No. 4 UCLA 64**  
**Miami 59**

2K Sports Classic Benefiting Coaches vs. Cancer—Los Angeles Regional  
Nov. 13, 2008 • Los Angeles, Calif.

Miami (1-1)	tot-fg	3-pt	rebounds		pf	tp	a	to	blk	s	min
## Player	fg fga	fg fga	ft	of detot							
02 DIERKERS, Tyler	f 1 2	0 0	2 2	0 5 5	3	4	5	2	0	0	40
20 WINBUSH, Nick	f 3 3	2 2	0 0	1 4 5	2	8	0	2	0	0	17
41 FLETCHER, Adam	c 1 2	0 0	4 4	0 1 1	4	6	1	2	0	0	17
14 HAYES, Kenny	g 1 6	0 2	0 0	0 1 1	2	2	1	2	0	0	32
24 BRAMOS, Michael	g 7 16	2 6	6 8	0 3 3	3	22	2	1	2	1	34
04 MAVUNGA, Julian	3 4	0 1	0 0	0 0 0	0	6	0	0	0	0	12
05 RICHBURG, Carl	0 0	0 0	0 0	0 0 0	0	0	0	0	0	0	2
12 SODERBERG, Kramer	2 3	1 2	0 0	0 0 0	1	5	0	0	0	0	6
21 POLLITZ, Eric	1 1	1 1	0 0	0 2 2	2	3	1	0	0	0	21
35 BALLARD, Antonio	1 4	1 1	0 0	1 2 3	1	3	0	0	0	1	19
TEAM				1 2 3							
Totals.....	20 41	7 15	12 14	3 20 23	18	59	10	9	2	2	200

TOTAL FG%	1st Half: 9-19 47.4%	2nd Half: 11-22 50.0%	Game: 48.8%	DEADBALL
3-Pt. FG%	1st Half: 2-6 33.3%	2nd Half: 5-9 55.6%	Game: 46.7%	REBOUNDS
F Throw %	1st Half: 7-7 100%	2nd Half: 5-7 71.4%	Game: 85.7%	2

UCLA (2-0)	tot-fg	3-pt	rebounds		pf	tp	a	to	blk	s	min
## Player	fg fga	fg fga	ft	of detot							
03 Shipp, Josh	f 6 14	1 5	3 5	0 4 4	2	16	0	2	2	0	32
13 Keefe, James	f 1 3	1 2	0 2	2 1 3	2	3	0	0	0	0	24
12 Aboya, Alfred	c 1 4	0 0	4 6	3 3 6	0	6	0	0	0	1	30
02 Collison, Darren	g 6 11	0 0	4 4	0 2 2	1	16	3	0	1	2	36
21 Holiday, Jrue	g 2 4	0 1	1 1	0 0 0	2	5	0	2	1	0	15
00 Gordon, Drew	1 1	0 0	0 0	1 1 2	1	2	0	0	0	0	8
01 Lee, Malcolm	1 3	0 1	0 0	1 1 2	3	2	0	0	0	0	11
05 Anderson, Jerime	0 0	0 0	0 0	0 0 0	0	0	1	0	0	0	4
20 Roll, Michael	3 5	3 5	0 0	1 2 3	1	9	0	1	0	0	22
22 Morgan, J'mison	0 0	0 0	1 2	0 1 1	2	1	0	1	0	0	2
41 Dragovic, Nikola	2 6	0 4	0 0	1 1 2	1	4	1	1	1	0	16
TEAM				2 2 4							
Totals.....	23 51	5 18	13 20	11 18 29	15	64	5	7	5	3	200

TOTAL FG%	1st Half: 11-23 47.8%	2nd Half: 12-28 42.9%	Game: 45.1%	DEADBALL
3-Pt. FG%	1st Half: 3-10 30.0%	2nd Half: 2-8 25.0%	Game: 27.8%	REBOUNDS
F Throw %	1st Half: 4-8 50.0%	2nd Half: 9-12 75.0%	Game: 65.0%	4

Score by Periods	1st	2nd	Total
Miami	27	32	59
UCLA	29	35	64

**No. 5/6 Pittsburgh 82**  
**Miami 53**

Nov. 17, 2008 • Pittsburgh, Pa.

Miami (1-2)	tot-fg	3-pt	rebounds		pf	tp	a	to	blk	s	min
## Player	fg fga	fg fga	ft	of detot							
02 DIERKERS, Tyler	f 6 13	0 0	0 0	3 2 5	0	12	0	0	0	4	34
20 WINBUSH, Nick	f 0 4	0 1	0 0	1 0 1	1	0	0	1	0	0	9
24 BRAMOS, Michael	f 0 6	0 3	2 2	1 0 1	2	2	0	1	1	0	22
41 FLETCHER, Adam	c 1 4	0 0	0 0	0 3 1 4	4	2	1	2	0	1	25
14 HAYES, Kenny	g 4 12	1 4	9 9	1 4 5	1	18	4	4	0	0	31
01 HADDIX II, Rodney	0 2	0 1	0 0	0 0 0	0	0	0	0	0	0	5
04 MAVUNGA, Julian	2 5	0 1	0 1	1 3 4	4	4	0	3	0	0	18
05 RICHBURG, Carl	0 1	0 1	0 0	0 0 0	1	0	0	1	0	1	7
10 CARSON, Isiah	0 1	0 0	0 0	0 0 0	1	0	0	0	0	0	4
12 SODERBERG, Kramer	0 0	0 0	0 0	0 0 0	0	0	0	0	0	0	7
21 POLLITZ, Eric	2 4	1 2	0 0	0 1 1	3	5	2	1	0	0	17
35 BALLARD, Antonio	3 6	2 5	2 4	1 5 6	1	10	0	0	0	2	21
TEAM				1 2 3							
Totals.....	18 58	4 18	13 16	12 18 30	18	53	8	13	1	8	200

TOTAL FG%	1st Half: 11-30 36.7%	2nd Half: 7-28 25.0%	Game: 31.0%	DEADBALL
3-Pt. FG%	1st Half: 4-9 44.4%	2nd Half: 0-9 0.0%	Game: 22.2%	REBOUNDS
F Throw %	1st Half: 4-4 100%	2nd Half: 9-12 75.0%	Game: 81.3%	2

Pittsburgh (2-0)	tot-fg	3-pt	rebounds		pf	tp	a	to	blk	s	min
## Player	fg fga	fg fga	ft	of detot							
05 BIGGS, Tyrell	f 4 7	2 2	0 1	1 2 3	2	10	0	0	0	1	27
23 YOUNG, Sam	f 6 10	0 2	2 2	2 5 7	1	14	1	2	1	0	26
45 BLAIR, DeJuan	c 4 6	0 0	2 3	1 8 9	2	10	0	1	0	1	19
02 FIELDS, LeVance	g 5 9	2 6	0 0	0 2 2	1	12	1	0	0	0	28
03 DIXON, Jermaine	g 6 9	2 4	0 1	0 0 0	0	14	2	1	0	2	27
01 WOODALL, Travon	0 2	0 2	2 2	0 5 5	1	2	1	0	1	8	
12 GIBBS, Ashton	1 1	1 1	2 2	0 1 1	1	5	1	2	0	1	14
21 TIESI, Ryan	0 0	0 0	0 0	0 0 0	0	0	0	0	0	0	1
22 WANAMAKER, Brad	2 2	0 0	1 2	0 3 3	2	5	2	3	0	0	14
24 FRYE, Tim	0 1	0 0	0 0	0 0 0	1	0	0	0	0	0	1
35 ROBINSON, Nasir	3 6	0 0	2 2	2 2 4	1	6	1	2	0	0	16
52 McGHEE, Gary	1 1	0 0	2 2	2 1 3	3	4	0	1	2	0	19
TEAM											
Totals.....	32 54	7 17	11 17	8 29 37	15	82	21	14	3	6	200

TOTAL FG%	1st Half: 14-26 53.8%	2nd Half: 18-28 64.3%	Game: 59.3%	DEADBALL
3-Pt. FG%	1st Half: 3-8 37.5%	2nd Half: 4-9 44.4%	Game: 41.2%	REBOUNDS
F Throw %	1st Half: 4-8 50.0%	2nd Half: 7-9 77.8%	Game: 64.7%	2

Score by Periods	1st	2nd	Total
Miami	30	23	53
Pittsburgh	35	47	82

**Miami 55**  
**Wright State 37**

Nov. 24, 2008 • Dayton, Ohio

Miami (2-2)	tot-fg	3-pt	rebounds		pf	tp	a	to	blk
-------------	--------	------	----------	--	----	----	---	----	-----

**No. 16/20 Xavier 60****Miami 53**

Nov. 29, 2008 • Cincinnati, Ohio

Miami (2-3)		tot-fg	3-pt	rebounds								
##	Player	fg fga	fg fga	ft fta	of detot	pf	tp	a	to	blk	s	min
02	DIERKERS, Tyler	f 3 6	0 0	1 2	0 5 5	3	7	0	0	2	0	38
24	BRAMOS, Michael	f 5 14	3 6	2 2	0 6 6	5	15	2	4	0	1	33
41	FLETCHER, Adam	c 1 4	0 0	0 0	3 2 5	4	2	2	3	1	1	25
14	HAYES, Kenny	g 6 14	1 6	6 8	3 2 5	2	19	2	2	0	1	37
21	POLLITZ, Eric	g 2 5	0 1	1 2	0 3 3	3	5	3	2	0	0	26
04	MAVUNGA, Julian	0 4	0 0	0 0	1 1 2	2	0	0	1	1	1	14
05	RICHBURG, Carl	1 2	1 2	0 0	0 0 0	1	3	0	0	0	0	3
12	SODERBERG, Kramer	1 1	0 0	0 0	0 0 0	1	2	0	0	0	0	1
20	WINBUSH, Nick	0 4	0 1	0 0	1 2 3	3	0	0	0	0	0	8
35	BALLARD, Antonio	0 4	0 1	0 2	1 5 6	2	0	0	1	0	0	15
TEAM				5 1 6								
Totals.....		19 58	5 17	10 16	14 27 41	26	53	9	13	4	4	200
TOTAL FG%		1st Half: 10-31 32.3%	2nd Half: 9-27 33.3%	Game: 32.8%		DEADBALL						
3-Pt. FG%		1st Half: 4-12 33.3%	2nd Half: 1-5 20.0%	Game: 29.4%		REBOUNDS						
F Throw %		1st Half: 3-4 75.0%	2nd Half: 7-12 58.3%	Game: 62.5%		4						

Xavier (6-0)		tot-fg	3-pt	rebounds								
##	Player	fg fga	fg fga	ft fta	of detot	pf	tp	a	to	blk	s	min
05	BROWN, Derrick	f 6 10	1 1	10 13	3 3 6	2	23	0	0	0	0	33
20	ANDERSON, C.J.	f 3 8	0 0	5 9	1 2 3	0	11	0	2	0	1	34
31	LOVE, Jason	c 2 5	0 0	2 4	2 6 8	2	6	0	0	1	0	24
11	RAYMOND, B.J.	g 5 15	1 8	2 4	1 5 6	1	13	2	1	0	1	36
25	JACKSON, Dante'	g 0 5	0 2	2 2	1 2 3	1	2	3	2	0	0	25
03	WALSH, Brian	0 0	0 0	0 2	0 1 1	0	0	0	0	0	0	6
12	REDFORD, Brad	0 1	0 1	0 0	0 0 0	1	0	0	0	0	0	8
22	MCLEAN, Jamel	2 2	0 0	0 2	3 2 5	5	4	0	2	1	2	18
32	FREASE, Kenny	0 2	0 0	1 2	1 4 5	0	1	0	2	1	0	16
TEAM				1 1								
Totals.....		18 48	2 12	22 38	12 26 38	12	60	5	9	3	4	200
TOTAL FG%		1st Half: 7-21 33.3%	2nd Half: 11-27 40.7%	Game: 37.5%		DEADBALL						
3-Pt. FG%		1st Half: 1-7 14.3%	2nd Half: 1-5 20.0%	Game: 16.7%		REBOUNDS						
F Throw %		1st Half: 9-16 56.3%	2nd Half: 13-22 59.1%	Game: 57.9%		7,1						

Score by Periods	1st	2nd	Total
Miami	27	26	53
Xavier	24	36	60

**Miami 68****Temple 52**

Dec. 3, 2008 • Philadelphia, Pa.

Miami (3-3)		tot-fg	3-pt	rebounds								
##	Player	fg fga	fg fga	ft fta	of detot	pf	tp	a	to	blk	s	min
24	BRAMOS, Michael	f 10 21	6 10	0 0	1 2 3	3	26	1	2	0	3	39
35	BALLARD, Antonio	f 0 1	0 0	0 0	1 3 4	0	0	3	1	0	1	20
02	DIERKERS, Tyler	c 4 7	0 0	2 2	2 6 8	1	10	2	1	1	2	31
14	HAYES, Kenny	g 6 8	1 2	4 5	0 4 4	1	17	6	3	1	2	30
21	POLLITZ, Eric	g 1 3	0 2	2 2	0 1 1	3	4	3	0	0	1	31
04	MAVUNGA, Julian	0 0	0 0	1 2	0 0 0	0	1	0	1	0	0	2
05	RICHBURG, Carl	1 2	0 0	0 0	1 1 0	0	2	2	0	0	1	12
11	MOCK, Sean	0 0	0 0	0 0	0 0 0	0	0	0	0	0	0	1
12	SODERBERG, Kramer	0 0	0 0	0 0	0 0 0	1	0	0	0	0	0	3
20	WINBUSH, Nick	3 4	2 3	0 0	0 5 5	3	8	1	0	0	0	19
40	THOMAS, Adam	0 0	0 0	0 0	0 0 0	0	0	0	0	0	0	1
41	FLETCHER, Adam	0 2	0 0	0 0	0 1 1	1	0	0	0	0	0	11
TEAM				1 2 3								
Totals.....		25 48	9 17	9 11	4 23 27	13	68	18	9	2	10	200
TOTAL FG%		1st Half: 11-25 44.0%	2nd Half: 14-23 60.9%	Game: 52.1%		DEADBALL						
3-Pt. FG%		1st Half: 4-8 50.0%	2nd Half: 5-9 55.6%	Game: 52.9%		REBOUNDS						
F Throw %		1st Half: 2-2 100%	2nd Half: 7-9 77.8%	Game: 81.8%		2						

Score by Periods	1st	2nd	Total
Northwestern State	29	37	66
Miami	35	59	94

Temple (3-3)		tot-fg	3-pt	rebounds								
##	Player	fg fga	fg fga	ft fta	of detot	pf	tp	a	to	blk	s	min
41	OLMOS, Sergio	c 6 10	0 0	0 0	3 2 5	2	12	0	0	1	0	24
02	BROOKS, Ryan	g 4 10	1 6	0 1	1 5 6	3	9	0	3	1	2	36
10	GUZMAN, Luis	g 0 3	0 1	0 0	0 0 0	3	0	3	1	0	0	21
15	INGE, Semaj	g 3 5	1 2	2 5	0 2 2	2	9	5	4	0	0	37
22	CHRISTMAS, D.	g 3 12	3 10	2 3	0 4 4	2	11	1	3	1	1	38
11	DiLEO, T.J.	0 1	0 1	0 0	0 1 1	0	0	1	2	0	0	8
23	MOORE, Ramone	2 3	1 2	1 2	0 1 1	2	6	1	1	0	0	14
24	ALLEN, Lavoy	2 5	1 2	0 0	2 2 4	2	5	1	0	0	0	16
30	WILLIAMS, Craig	0 0	0 0	0 0	0 0 0	0	0	0	0	0	0	1
50	ERIC, Michael	0 0	0 0	0 0	1 0 1	0	0	0	1	0	0	5
TEAM				1 2 3								
Totals.....		20 49	7 24	5 11	8 19 27	16	52	12	15	3	3	200
TOTAL FG%		1st Half: 8-23 34.8%	2nd Half: 12-26 46.2%	Game: 40.8%		DEADBALL						
3-Pt. FG%		1st Half: 5-12 41.7%	2nd Half: 2-12 16.7%	Game: 29.2%		REBOUNDS						
F Throw %		1st Half: 1-5 20.0%	2nd Half: 4-6 66.7%	Game: 45.5%		4						

Score by Periods	1st	2nd	Total
Miami	28	40	68
Temple	22	30	52

**Miami 94****Northwestern State 66**

Dec. 6, 2008 • Oxford, Ohio

Northwestern State (4-4)		tot-fg	3-pt	rebounds								
##	Player	fg fga	fg fga	ft fta	of detot	pf	tp	a	to	blk	s	min
22	Petravicius, Deividaf	0 2	0 1	0 0	0 1 1	2	0	2	2	0	0	6
42	Mosley, William	f 4 5	0 0	0 0	1 1 2	0	8	0	1	2	1	24
15	White, Devin	c 3 12	0 1	3 4	3 4 7	2	9	0	1	2	1	25
14	McConathy, Michaelg	2 7	0 2	2 3	0 1 1	3	6	5	3	0	2	29
24	Jones, Damon	g 4 12	1 5	0 0	3 1 4	2	9	0	0	0	1	23
01	Knight, Dominic	2 5	0 1	0 0	1 2 3	4	4	1	0	0	0	17
02	Brooks, Aramie	2 3	0 0	1 2	3 2 5	3	5	0	4	0	0	14
05	McConathy, Logan	1 2	0 1	0 0	0 0 0	0	2	1	0	0	0	10
11	Clark, C.J.	2 5	0 1	0 0	1 0 1	5	4	1	2	0	0	15
12	Watkins, Dwayne	0 0	0 0	1 2	0 0 0	0	1	0	0	0	0	1
21	Richardson, Darius	0 0	0 0	0 0	0 1 0	0	0	0	0	0	0	1
23	Hancock, Keithan	5 10	5 7	0 0	1 2 3	1	15	1	2	0	0	20
31	Porterie, Kalem	0 2	0 0	3 4	3 0 3	2	3	0	0	0	0	12
34	Clark, Charles	0 1	0 0	0 0	1 1 2	1	0	0	1	0	0	3
TEAM				5 1 6								
Totals.....		25 66	6 19	10 15	22 17 39	26	66	11	16	4	5	200
TOTAL FG%		1st Half: 11-31 35.5%	2nd Half: 14-35 40.0%	Game: 37.9%		DEADBALL						
3-Pt. FG%		1st Half: 3-11 27.3%	2nd Half: 3-8 37.5%	Game: 31.6%		REBOUNDS						
F Throw %		1st Half: 4-6 66.7%	2nd Half: 6-9 66.7%	Game: 66.7%		2,1						

Score by Periods	1st	2nd	Total
Northwestern State	29	37	66
Miami	35	59	94

Miami (4-3)		tot-fg	3-pt	rebounds								
##	Player	fg fga	fg fga	ft fta	of detot	pf	tp	a	to	blk	s	min
02	DIERKERS, Tyler	f 5 7	0 0	5 6	7 4 11	0	15	4	1	1	2	35
24	BRAMOS, Michael	f 9 17	8 11	5 6	0 3 3	0	31	1	0	4	0	32
41	FLETCHER, Adam	c 3 4	0 0	0 0	0 3 3	4	6	0	1	1	0	22
14	HAYES, Kenny	g 3 9	3 5	2 2	1 4 5	1	11	8	4	0	1	31
21	POLLITZ, Eric	g 1 5	0 0	1 2	0 2 2	2	3	7	2	0	1	26
01	HADDIX II, Rodney	2 4	0 0	0 0	0 0 0	3	4	0	0	0	0	6
04	MAVUNGA, Julian	1 1	0 0	4 5	2 4 6	0	6	1	0	1	0	12
05	RICHBURG, Carl	0 0	0 0	1 2	1 0 1	2	1	0	1	0	1	4
10	CARSON, Isiah	2 3	0 1	0 1	1 0 1	0	4	1	0	0	0	4
11	MOCK, Sean	0 0	0 0	1 2	0 0 0							

**Miami 69**  
**UW-Milwaukee 45**

Dec. 11, 2008 • Oxford, Ohio

UW-Milwaukee (5-5)		tot-fg	3-pt	rebounds									
##	Player	fg fga	fg fga	ft fta	of detot	pf	tp	a	to	blk	s	min	
21	MEIER, Tony	f 1 8	1 5	0 0	1 3 4	3	3	0	2	0	0	25	
23	HILL, Anthony	f 2 6	0 1	0 0	2 3 5	1	4	0	4	1	0	18	
00	SMITH, Avery	g 4 9	0 1	0 0	1 4 5	3	8	4	1	0	1	25	
02	ROBERTS, Deonte	g 1 4	0 0	2 2	1 1 2	2	4	0	2	0	1	17	
11	BOYLE, Tone	g 3 11	1 4	1 5	2 0 2	0	8	1	2	0	1	33	
01	SWIGGETT, Charlie	2 4	1 2	3 4	1 2 3	0	8	1	2	0	0	14	
04	JAMES, Deion	0 0	0 0	0 0	0 1 1	0	0	0	0	0	0	2	
05	FRANKLIN, Ricky	0 2	0 2	0 0	0 1 1	2	0	0	0	0	0	20	
10	HOLT, Zach	0 1	0 1	0 0	0 0 0	0	0	0	0	0	0	4	
22	ANDERSON, Kaylan	1 1	0 0	1 2	1 4 5	0	3	0	1	0	0	14	
42	PORTE, Burleigh	0 0	0 0	0 1	0 2 2	1	0	1	0	3	0	8	
52	AVERKAMP, Jason	0 1	0 0	0 0	0 0 0	0	0	0	0	0	0	6	
55	EAYRS, James	3 6	1 3	0 0	1 4 5	3	7	0	1	0	0	14	
TEAM													
Totals.....		17 53	4 19	7 14	13 27 40	15	45	7 15	4 3	20			

TOTAL FG%	1st Half: 7-25 28.0%	2nd Half: 10-28 35.7%	Game: 32.1%	DEADBALL
3-Pt. FG%	1st Half: 1-9 11.1%	2nd Half: 3-10 30.0%	Game: 21.1%	REBOUNDS
F Throw %	1st Half: 2-3 66.7%	2nd Half: 5-11 45.5%	Game: 50.0%	2

Miami (5-3)		tot-fg	3-pt	rebounds									
##	Player	fg fga	fg fga	ft fta	of detot	pf	tp	a	to	blk	s	min	
02	DIERKERS, Tyler	f 2 9	0 0	0 0	4 6 10	1	4	3	1	0	0	32	
24	BRAMOS, Michael	f 9 16	6 8	2 3	0 3 3	2	26	0	2	0	0	33	
41	FLETCHER, Adam	c 0 4	0 0	0 0	2 4 6	1	0	1	2	0	0	23	
05	RICHBURG, Carl	g 5 8	1 2	3 5	0 3 3	2	14	4	2	0	2	28	
21	POLLITZ, Eric	g 2 4	0 0	0 0	1 3 4	4	4	1	0	1	0	24	
01	HADDIX II, Rodney	2 2	2 2	0 0	1 1 2	1	6	1	0	0	0	6	
04	MAVUNGA, Julian	0 5	0 0	2 4	4 1 5	1	2	0	2	0	0	13	
10	CARSON, Isiah	1 4	0 1	0 0	1 1 2	2	2	2	0	0	2	7	
11	MOCK, Sean	0 2	0 1	0 0	0 0 0	2	0	0	0	0	0	2	
12	SODERBERG, Kramer	3 4	1 1	0 0	0 1 1	1	7	2	0	2	16		
20	WINBUSH, Nick	2 8	0 3	0 1	2 3 5	0	4	0	0	0	0	14	
40	THOMAS, Adam	0 0	0 0	0 0	0 0 0	1	0	0	0	0	0	2	
TEAM													
Totals.....		26 66	10 18	7 13	17 28 45	18	69	14 9	1 6	20			

TOTAL FG%	1st Half: 14-32 43.8%	2nd Half: 12-34 35.3%	Game: 39.4%	DEADBALL
3-Pt. FG%	1st Half: 5-8 62.5%	2nd Half: 5-10 50.0%	Game: 55.6%	REBOUNDS
F Throw %	1st Half: 2-3 66.7%	2nd Half: 5-10 50.0%	Game: 53.8%	2

Score by Periods	1st	2nd	Total
UW-Milwaukee	17	28	45
Miami	35	34	69

**Miami 62**  
**Valparaiso 50**

Dec. 13, 2008 • Oxford, Ohio

Valparaiso (3-6)		tot-fg	3-pt	rebounds									
##	Player	fg fga	fg fga	ft fta	of detot	pf	tp	a	to	blk	s	min	
21	MEIER, Tony	f 1 8	1 5	0 0	1 3 4	3	3	0	2	0	0	25	
00	IGBAVBOA, Urule	f 4 8	0 0	1 5	0 6 6	1	9	3	2	1	1	35	
02	FUMEY, Benjamin	f 3 6	0 0	0 0	2 2 4	4	6	1	3	0	1	23	
01	ROGERS, Michael	g 5 8	0 3	0 0	1 0 1	2	10	3	1	0	0	33	
14	LITTLE, Howard	g 1 4	0 2	2 4	1 2 3	1	4	4	4	0	1	32	
33	DIEBLER, Jake	g 3 6	2 5	2 2	1 4 5	3	10	1	1	0	1	38	
03	HASKINS, De'Andre	2 4	2 3	0 0	0 0 0	2	6	1	0	0	1	11	
05	WITT, Cameron	2 2	0 0	1 1	0 0 0	2	5	0	2	0	0	11	
15	BUGGS, Erik	0 1	0 0	0 0	1 1 2	1	0	2	2	0	0	15	
22	JONES, Logan	0 0	0 0	0 0	0 0 0	1	0	0	0	0	0	2	
TEAM													
Totals.....		20 39	4 13	6 12	7 15 22	17	50	15 15	1 5	20			

TOTAL FG%	1st Half: 10-22 45.5%	2nd Half: 10-17 58.8%	Game: 51.3%	DEADBALL
3-Pt. FG%	1st Half: 2-8 25.0%	2nd Half: 2-5 40.0%	Game: 30.8%	REBOUNDS
F Throw %	1st Half: 4-5 80.0%	2nd Half: 2-7 28.6%	Game: 50.0%	2

Miami (6-3)		tot-fg	3-pt	rebounds									
##	Player	fg fga	fg fga	ft fta	of detot	pf	tp	a	to	blk	s	min	
02	DIERKERS, Tyler	f 3 4	0 0	3 4	1 7 8	4	9	2	3	0	3	38	
24	BRAMOS, Michael	f 9 14	6 9	4 6	2 1 3	2	28	0	1	1	1	38	
41	FLETCHER, Adam	c 0 2	0 0	0 0	0 0 0	3	0	1	0	1	0	19	
14	HAYES, Kenny	g 0 2	0 0	0 2	0 0 0	0	0	4	1	0	1	20	
21	POLLITZ, Eric	g 4 8	1 2	2 2	1 3 4	2	11	2	0	0	0	29	
04	MAVUNGA, Julian	0 0	0 0	0 0	0 0 0	2	0	0	2	0	0	6	
05	RICHBURG, Carl	1 4	0 3	2 4	1 2 3	2	4	3	2	0	1	21	
12	SODERBERG, Kramer	1 3	1 3	0 0	0 1 1	1	3	0	0	0	0	10	
20	WINBUSH, Nick	3 6	1 3	0 0	1 1 2	2	7	0	2	1	1	19	
TEAM													
Totals.....		21 43	9 20	11 18	10 15 25	18	62	12 11	3 7	20			

TOTAL FG%	1st Half: 11-25 44.0%	2nd Half: 10-18 55.6%	Game: 48.8%	DEADBALL
3-Pt. FG%	1st Half: 4-11 36.4%	2nd Half: 5-9 55.6%	Game: 45.0%	REBOUNDS
F Throw %	1st Half: 3-4 75.0%	2nd Half: 8-14 57.1%	Game: 61.1%	4,1

Score by Periods	1st	2nd	Total
Valparaiso	26	24	50
Miami	29	33	62

**West Virginia 82**  
**Miami 46**

Dec. 20, 2008 • Morgantown, W. Va.

Miami (6-4)		tot-fg	3-pt	rebounds									
##	Player	fg fga	fg fga	ft fta	of detot	pf	tp	a	to	blk	s	min	
02	DIERKERS, Tyler	f 1 2	0 0	2 2	0 5 5	0	4	1	6	0	1	35	
41	FLETCHER, Adam	c 3 5	0 0	2 2	0 1 1	3	8	0	1	0	0	31	
05	RICHBURG, Carl	g 1 5	0 2	2 2	0 2 2	1	4	4	4	0	1	26	
21	POLLITZ, Eric	g 1 4	0 1	2 2	2 5 7	1	4	2	3	1	0	23	
24	BRAMOS, Michael	g 5 13	1 6	3 3	1 3 4	2	14	0	4	0	1	37	
01	HADDIX II, Rodney	0 1	0 0	0 0	1 0 1	2	0	0	1	0	0	2	
04	MAVUNGA, Julian	0 2	0 0	1 2	1 1 2	2	1	0	1	0	0	9	
10	CARSON, Isiah	0 0	0 0	0 0	0 1 1	1	0	1	1	0	0	6	
11	MOCK, Sean	0 0	0 0	0 0	0 0 0	0	0	0	0	0	0	1	
12	SODERBERG, Kramer	0 3	0 2	0 0	0 0 0	0	0	1	4	0	1	15	
20	WINBUSH, Nick	4 6	2 4	1 4	0 3 3	3	11	0	1	0	0	15	
TEAM													
Totals.....		15 41	3 15	13 17	7 22 29	15	46	9 26	1 4	20			

TOTAL FG%	1st Half: 5-19 26.3%	2nd Half: 10-22 45.5%	Game: 36.6%	DEADBALL
3-Pt. FG%	1st Half: 1-8 12.5%	2nd Half: 2-7 28.6%	Game: 20.0%	REBOUNDS
F Throw %	1st Half: 6-6 100%	2nd Half: 7-11 63.6%	Game: 76.5%	2

West Virginia (8-2)		tot-fg	3-pt	rebounds									
##	Player	fg fga	fg fga	ft fta	of detot	pf	tp	a	to	blk	s	min	
01	BUTLER, Da'Sean	f 11 17	5 7	1 2	3 2 5	3	28	1	1	1	1	31	
35	SMITH, Wellington	f 2 3	1 1	0 0	1 1 2	4	5	0	0	0	0	13	
41	FLOWERS, John	f 2 3	0 1	2 3	0 1 1	0	6	2	0	0	1	19	
22	RUOFF, Alex	g 5 12	2 6	3 3	2 2 4	0	15	8	2	2	3	35	
25	BRYANT, Darryl	g 6 9	4 5	0 0	0 3 3	3	16	4	4	0	3	24	
02	THOROUGHMAN, C.	0 0	0 0	0 0	0 6 6	4	0	2	2	0	0	15	
03	EBANKS, Devin	0 1	0 1	0 0	0 0 0	0	0	1	0	2	1	11	
05	JONES, Kevin	4 9	0 4	0 0	1 7 8	1	8	0	1	2	1	28	
20	SOWARDS, Josh	0 3	0 3	0 0	0 0 0	0	0	1	0	0	0	5	
24	THOMAS, Will	0 2	0 1	0 0	0 0 0	1	0	1	1	0	1	8	
33	PAYNE, Cam	0 0	0 0	0 0	1 0 1	0	0	0	0	0	0	3	
45	PROBY, Dee	1 3	0 1	2 2	1 0 1	1	4	0	0	0	1	8	
TEAM													
Totals.....		31 62	12 30	8 10	9 22 31	17	82	20 12	7 12	20			

TOTAL FG%	1st Half: 18-31 58.1%	2nd Half: 13-31 41.9%	Game: 50.0%	DEADBALL
3-Pt. FG%	1st Half: 6-15 40.0%	2nd Half: 6-15 40.0%	Game: 40.0%	REBOUNDS
F Throw %	1st Half: 5-6 83.3%	2nd Half: 3-4 75.0%	Game: 80.0%	1

Score by Periods	1st	2nd	Total
Miami	17	29	46
West Virginia	47	35	82

RECORD:	OVERALL	HOME	AWAY	NEUTRAL
ALL GAMES	6-4	3-0	2-4	1-0
CONFERENCE	0-0	0-0	0-0	0-0
NON-CONFERENCE	6-4	3-0	2-4	1-0

#	Player	gp-gs	min	avg	Total		3-Point		F-Throw		Rebounds				pf	dq	a	to	blk	stl	pts	avg
					fg-fga	fg%	3fg-fga	3fg%	ft-fta	ft%	off	def	tot	avg								
24	BRAMOS, Michael	10-10	332	33.2	61-141	.433	36-72	.500	38-47	.809	6	29	35	3.5	23	1	11	17	10	7	196	19.6
14	HAYES, Kenny	8-8	249	31.1	34-73	.466	16-30	.533	27-34	.794	5	20	25	3.1	11	0	30	25	2	6	111	13.9
02	DIERKERS, Tyler	10-10	357	35.7	32-67	.478	0-0	.000	20-23	.870	25	44	69	6.9	16	0	19	17	4	16	84	8.4
20	WINBUSH, Nick	10-3	140	14.0	20-47	.426	8-21	.381	4-9	.444	6	22	28	2.8	18	0	2	8	1	2	52	5.2
21	POLLITZ, Eric	10-7	246	24.6	16-39	.410	3-10	.300	8-10	.800	5	26	31	3.1	25	0	24	10	2	2	43	4.3
35	BALLARD, Antonio	6-1	131	21.8	9-28	.321	3-10	.300	3-9	.333	7	25	32	5.3	9	0	6	7	0	4	24	4.0
05	RICHBURG, Carl	10-2	108	10.8	9-23	.391	2-11	.182	8-13	.615	2	8	10	1.0	9	0	13	10	0	7	28	2.8
04	MAVUNGA, Julian	10-0	102	10.2	9-27	.333	0-2	.000	8-14	.571	10	12	22	2.2	12	0	1	12	2	1	26	2.6
41	FLETCHER, Adam	10-9	195	19.5	9-31	.290	0-0	.000	6-6	1.000	8	16	24	2.4	29	0	6	15	4	2	24	2.4
12	SODERBERG, Kramer	10-0	87	8.7	9-19	.474	3-11	.273	1-3	.333	0	3	3	0.3	10	0	6	4	0	4	22	2.2
01	HADDIX II, Rodney	5-0	20	4.0	4-9	.444	2-3	.667	0-0	.000	2	2	4	0.8	6	0	1	1	0	0	10	2.0
10	CARSON, Isiah	5-0	22	4.4	3-8	.375	0-2	.000	0-1	.000	2	2	4	0.8	4	0	4	1	0	2	6	1.2
40	THOMAS, Adam	3-0	5	1.7	1-2	.500	0-0	.000	0-0	.000	0	0	0	0.0	1	0	0	0	0	0	2	0.7
11	MOCK, Sean	4-0	6	1.5	0-2	.000	0-1	.000	1-2	.500	0	0	0	0.0	3	0	0	0	0	0	1	0.3
Team											26	11	37				1					
Total.....		10	2000		216-516	.419	73-173	.422	124-171	.725	104	220	324	32.4	176	1	123	128	25	53	629	62.9
Opponents.....		10	2000		221-512	.432	59-186	.317	103-170	.606	106	215	321	32.1	173	-	115	136	37	51	604	60.4

TEAM STATISTICS	MIAMI	OPP	Date	Opponent	Score	Att.
SCORING	629	604	11/12/08	vs Weber State	w 70-66	0
Points per game	62.9	60.4	11/13/08	at UCLA	L 59-64	7802
Scoring margin	+2.5	-	11/17/08	at PITT	L 53-82	10072
FIELD GOALS-ATT	216-516	221-512	11/24/08	at Wright State	w 55-37	5517
Field goal pct	.419	.432	11/29/08	at Xavier	L 53-60	10250
3 POINT FG-ATT	73-173	59-186	12/3/08	at TEMPLE	w 68-52	5029
3-point FG pct	.422	.317	12/06/08	NORTHWESTERN STATE	w 94-66	1853
3-pt FG made per game	7.3	5.9	12/11/08	WISCONSIN-MILWAUKEE	w 69-45	2256
FREE THROWS-ATT	124-171	103-170	12/13/08	VALPARAISO	w 62-50	2467
Free throw pct	.725	.606	12/20/08	at West Virginia	L 46-82	8980
F-Throws made per game	12.4	10.3	* - Conference game			
REBOUNDS	324	321				
Rebounds per game	32.4	32.1				
Rebounding margin	+0.3	-				
ASSISTS	123	115				
Assists per game	12.3	11.5				
TURNOVERS	128	136				
Turnovers per game	12.8	13.6				
Turnover margin	+0.8	-				
Assist/turnover ratio	1.0	0.8				
STEALS	53	51				
Steals per game	5.3	5.1				
BLOCKS	25	37				
Blocks per game	2.5	3.7				
ATTENDANCE	6576	47650				
Home games-Avg/Game	3-2192	6-7942				
Neutral site-Avg/Game	-	1-0				

Score by Periods	1st	2nd	Totals
Miami University	287	342	629
Opponents	278	326	604