

IT'S ALL ABOUT THE U

ACADEMICS • LIFE • ATHLETICS



NATIONAL CHAMPIONS 1983, 1987, 1989, 1991, 2001

Assoc. AD for Communications Chris Freet (c.freet@miami.edu); Rob Dunning (rdunning@miami.edu); Bryan J. Harvey (bharvey@miami.edu)
Sports Media Relations, University of Miami, 5821 San Amaro Drive, Coral Gables, FL 33146
(305) 284-3244, (305) 284-2807 FAX, www.hurricanesports.com

MIAMI (7-5 OVERALL, 5-3 ACC)

Date	Opponent (TV)	Time/Result
Sept. 2	FLORIDA A&M (ESPN3.com)	W, 45-0
Sept. 11	at (2/2) Ohio State (ESPN)	L, 36-24
Sept. 23	at Pittsburgh (ESPN)	W, 31-3
Oct. 2	at Clemson* (ESPN2)	W, 30-21
Oct. 9	(23/24) FLORIDA STATE* (ABC)	L, 45-17
Oct. 16	at Duke* (ESPN3.com)	W, 28-13
Oct. 23	NORTH CAROLINA* (ESPN2)	W, 33-10
Oct. 30	at Virginia* (ESPN)	L, 24-19
Nov. 6	MARYLAND* (ESPNU)	W, 26-20
Nov. 13	at Georgia Tech* (ACC Network)	W, 35-10
Nov. 20	(14/15) VIRGINIA TECH* (ESPN)	L, 31-17
Nov. 27	USF (ESPNU)	L, 23-20 (ot)
Dec. 31	vs. Notre Dame (CBS)	2 p.m.

*ACC game; all times Eastern; Coaches poll rankings second ()

NOTRE DAME (7-5 OVERALL)

Date	Opponent	Time/Result
Sept. 4	PURDUE	W, 23-12
Sept. 11	MICHIGAN	L, 28-24
Sept. 18	at Michigan State	L, 34-31
Sept. 25	(16/17) STANFORD	L, 14-37
Oct. 2	at Boston College	W, 31-13
Oct. 9	PITTSBURGH	W, 23-17
Oct. 16	WESTERN MICHIGAN	W, 44-20
Oct. 23	vs. Navy	L, 35-17
Oct. 30	TULSA	L, 27-28
Nov. 13	(14/15) UTAH	W, 28-3
Nov. 20	vs. Army	W, 27-3
Nov. 27	at USC	W, 20-16
Dec. 31	vs. Miami	2 p.m.

All times Eastern; Coaches poll rankings second ()

2010 STATISTICAL COMPARISON

Offense	Notre Dame	Miami
Scoring	309	325
Points per game	25.8	27.1
First Downs	238	268
Rush-pass-pen	79-146-16	117-133-18
Total offense	4539	5071
Average per play	5.5	5.8
Average per game	378.2	422.6
Rushing yards	1450	2285
Yards per rush	4.0	4.9
Yards per game	120.8	190.4
Passing yards	3089	2786
Pass comp.-att.-int.	270-452-16	214-403-23
Yards per attempt	6.8	6.9
Yards per completion	11.4	13.0
Yards per game	257.4	232.2
Completion pct.	59.7	53.1
Defense		
Total points allowed	246	236
Points per game	20.5	19.7
First downs allowed	215	196
Rush-pass-pen	92-110-13	96-84-16
Total offense allowed	4238	3806
Yards per game	353.2	317.2
Rushing yards allowed	1767	2050
Yards per carry	4.0	4.1
Yards per game	147.2	170.8
Pass yards allowed	2471	1756
Pass comp.-att.-int.	247-399-14	148-299-16
Yards per attempt	6.2	5.9
Yards per completion	10.0	11.9
Yards per game	205.9	146.3



**NOTRE DAME
FIGHTING IRISH**

Head Coach
Brian Kelly
Kelly's Career Record:
7-5 (First season at ND)
60-27 (Seventh season in FBS)
vs. Miami
0-0
Last Game
Notre Dame 20, USC 16

2010 STATISTICAL LEADERS

Rushing - Att. / Yds / TDs
C. Wood - 107 / 522 / 2

Passing - C / A / I / Yards / TDs
D. Crist - 174 / 294 / 7 / 2,033 / 15

Receiving - C / Yards / TDs
M. Floyd - 73 / 916 / 10

Tackles - UA / A / Total
M. Te'o - 65 / 62 / 127



**MIAMI
HURRICANES**

Interim Head Coach
Jeff Stoutland
Stoutland's Career Record:
0-0 (First career game as HC)
vs. Notre Dame
0-0
Last Game
USF 23, Miami 20 (OT)

2010 STATISTICAL LEADERS

Rushing - Att. / Yds / TDs
D. Berry - 181 / 865 / 5

Passing - C / A / I / Yards / TDs
J. Harris - 144 / 263 / 12 / 1,756 / 14

Receiving - C / Yards / TDs
L. Hankerson - 66 / 1,085 / 12

Tackles - UA / A / Total
C. McCarthy - 45 / 60 / 105

GAME 13 INFORMATION

Date: Friday, Dec. 31, 2010
Location: Sun Bowl Stadium / 74,916 / Grass
El Paso, Texas
Kickoff: 2 p.m. (ET)

CBS

Vern Lundquist (play-by-play)
Gary Danielson (color)
Tracy Wolfson (sidelines)

LOCAL RADIO

560 WQAM (www.wqam.com)
Joe Zagacki (play-by-play)
Don Bailey Jr. (color)
Josh Darrow (sidelines)

1450 ESPN Deportes En Español

Joe Pujala (play-by-play)
Joe Martinez (color)

WEBSITES

Miami: www.hurricanesports.com
Miami Blog: www.thefootball.com
USF: www.und.com

SOCIAL MEDIA

Twitter: Twitter.com/HurricaneSports
Facebook: Facebook.com/MiamiHurricanes

UNIVERSITY OF MIAMI



► On June 10, 2009, the split-U proudly worn by Hurricanes student-athletes was chosen to represent the entire university as its new, bold graphic identity mark. One of the most recognized collegiate athletic brands in the nation, the orange and green "U" is now used to promote the university's world-renowned academic and health programs and will be incorporated into a full range of uses.

'CANES AND IRISH RENEW CLASSIC RIVALRY IN HYUNDAI SUN BOWL

Miami (7-5, 5-3 ACC) has accepted an invitation to play Notre Dame (7-5) in the nation's second-oldest bowl game. The 'Canes and Irish will meet in the 77th annual Hyundai Sun Bowl on Friday, Dec. 31, 2010, in El Paso, Texas. The Hyundai Sun Bowl will be televised nationally by CBS with kickoff set for 2 p.m. EST from Sun Bowl Stadium.

"The University of Miami is honored to accept the invitation to the Hyundai Sun Bowl," UM Director of Athletics Kirby Hocutt said. "The Sun Bowl and the people of El Paso have a reputation for first-class hospitality and service to the student-athlete experience during bowl week. I don't think we could have asked for a more attractive opponent than Notre Dame. Our two Universities have a great history on the gridiron and will be a nice prelude to our upcoming three-game series."

The Hurricanes are making their third-straight postseason bowl appearance and 36th overall. The matchup versus Notre Dame will mark the 'Canes first trip to the Hyundai Sun Bowl. Miami is 7-15-1 all-time versus the Fighting Irish, with the last meeting coming in 1990 when Notre Dame defeated Miami, 29-20, in South Bend. This will be the first meeting of the two teams in the postseason.

► "This is one of those situations where the history speaks for itself," stated Miami interim head coach Jeff Stoutland. "We have two great programs that have a rich football tradition and we are playing in the second-oldest bowl on national television."

Miami is 19-16 in its 35 previous bowls and 6-4 in its last 10. The Hurricanes have lost their last two postseason games, with UM's last bowl victory coming against Nevada, 21-20, in the 2006 MPC Computers Bowl.

During the summer of 2010, the 'Canes and Irish agreed to a three-game series that will begin in 2012 in Chicago. Miami will visit South Bend in 2016 and Notre Dame will come to Sun Life Stadium in 2017.

Miami will be led in the game by All-America wide receiver Leonard Hankerson, who is having arguably the best season for a wide receiver in school history. Hankerson has pulled in a school-record 12 receiving touchdowns while also becoming the first player in school history to record 2,000 receiving yards in a career and 1,000 yards in a single season. Hankerson has caught at least one touchdown in nine of Miami's 12 games thus far.

Covering THE CANES

Interviews with players and coaches must be arranged at least 24 hours in advance. Practices are open to the media from the start through the second period after stretch. Interim head coach Jeff Stoutland and select student-athletes will address the media following each practice.

MIAMI FOOTBALL MEDIA RELATIONS

Chris Freet	Associate AD/Communications
LaTonya Sadler	Associate Communcations Director
Rob Dunning	Assistant Media Relations Director
Bryan J. Harvey	Assistant Media Relations Director
Phone	(305) 284-3244
Fax	(305) 284-2807

Sun BOWL WEEK SCHEDULE

Sunday, Dec. 26

Team departs for El Paso at 1 p.m. ET
Team arrives in El Paso at 3 p.m. MT

Monday, Dec. 27

Practice, 10:15 - 12 p.m. MT at Burges HS
(Stoutland and players available after)

Tuesday, Dec. 28

Practice, 10:15 - 12 p.m. MT at Burges Hs
(Stoutland and players available after)

Wednesday, Dec. 29

Practice, 10:15 - 12 p.m. MT at Burges HS
(Stoutland and players available after)

Thursday, Dec. 30

Walk-through
NO MEDIA AVAILABILITY

Friday, Dec. 31

Sun Bowl, 2 p.m. ET
(Stoutland and players available after)
Team returns to Miami

The MIAMI-NOTRE DAME SERIES

- ▶ Miami is 7-15-1 all-time against Notre Dame, but has won five of its last seven meetings with the Irish.
- ▶ The series opened in 1955, with the Irish beating the 'Canes 14-0 in the Orange Bowl.
- ▶ From there, Miami won the next meeting in 1960 (28-12), the two teams tied 0-0 in 1965 before Notre Dame won 11 straight meetings from 1967 to 1980. From 1981 to 1989, Miami went 6-2 before the Irish won the last meeting, 29-20, in 1990.

A 'CANES WIN OVER THE IRISH WOULD...

- ▶ Give Jeff Stoutland his first career win as a head coach.
- ▶ Give Miami at least eight wins for the second straight season.
- ▶ Give Miami wins in six of its last eight meetings with Notre Dame.

Stoutland TO SERVE AS INTERIM COACH

- ▶ Jeff Stoutland was named interim head coach of the Hurricanes on Nov. 28, 2010. He is in his fourth year as Miami's offensive line coach.
- ▶ As one of the nation's most respected line coaches, his lines at Miami, Michigan State and Syracuse are well known for their outstanding run-blocking.
- ▶ His offensive linemen earned All-ACC weekly honors five times in 2010, while the 'Canes have rushed for more than 200 yards in five of their last seven games. Guard Brandon Washington earned first team All-ACC honors this year, while tackle Orlando Franklin earned second team honors. Stoutland has also overseen the development of freshman All-America candidate Seantrel Henderson.
- ▶ Prior to his time at Miami, Stoutland spent seven seasons as the offensive line coach at Michigan State, following three years as an assistant coach at Syracuse and four years at Cornell.

The COACHES

- ▶ Jeff Stoutland is in his fourth season as Miami's offensive line coach. He was named interim head coach on Nov. 28, 2010. Brian Kelly is in his first season at Notre Dame and his seventh as a head coach at a FBS program after stops at Central Michigan and Cincinnati.

Al GOLDEN IS MIAMI'S NEW LEADER

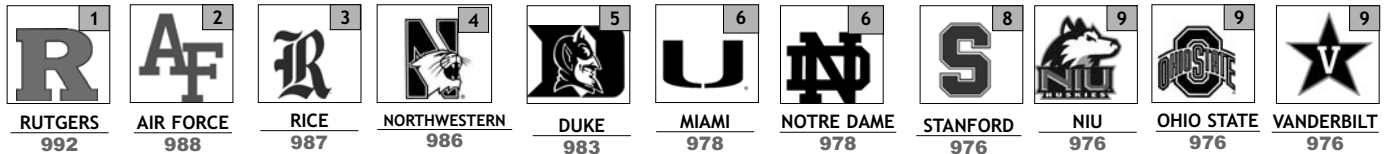
- ▶ University of Miami Director of Athletics Kirby Hocutt announced the hiring of Al Golden as the University of Miami's head football coach on Dec. 12. Golden is the 22nd head coach in program history and leaves a resurrected Temple program to take the helm at Miami.
- ▶ "From the beginning of this process, one candidate stood above the rest as the right fit for the University of Miami," said Director of Athletics Kirby Hocutt. "We are proud to welcome Al Golden to The U. His desire, leadership, communications skills and preparedness stood above the rest and he is the right man to meet the championship expectations of this program."
- ▶ Golden was officially introduced to the Miami Hurricane fans during a press conference on Dec. 13 at the Newman Alumni Center on the University of Miami's campus.
- ▶ Over five seasons at Temple, Golden took the Owls to unprecedented heights. Before his arrival, TU had just two winning seasons since 1980 and had only won 22 percent of its games over the previous 30 years.
- ▶ After taking over the Owls, who went 0-11 the season prior to his arrival, Golden has led his team to a 17-5 record over the last 22 regular season games, including a 2010 defeat of BIG EAST champion and Fiesta Bowl participant Connecticut.
- ▶ The 41-year-old owns a 27-34 career record, which includes a 9-4 mark in 2009, and an 8-4 mark in 2010. He was able to lead the Owls to two winning seasons, which is exactly half of their total over the 26 years prior.
- ▶ Golden has not only infused life into the win column at Temple, but he has done wonders in the academic area. The Owls had an APR score of 858 four years ago and that has sky-rocketed to 926. He also has spiked the Graduation Success Rate from a low of 47 percent to the current high total of 56 percent.

Golden MAKES FIRST HIRES


- ▶ As of Dec. 21, head coach Al Golden has hired six assistant coaches and two administrators to his first staff at the University of Miami.
- ▶ On Dec. 16, former Temple defensive coordinator Mark D'Onofrio, defensive line coach Jethro Franklin and defensive backs coach Paul Williams joined the Miami staff in a limited capacity for the remainder of the calendar year.
- ▶ Three days later, Golden announced that assistant coaches Micheal Barrow, Aubrey Hill and Jeff Stoutland have joined his first Hurricanes' staff. Barrow will coach linebackers, Hill will serve as the wide receivers coach and recruiting coordinator while Stoutland will coach the offensive line.
- ▶ The announcement of Barrow, Hill and Stoutland being added to Golden's staff does not necessarily rule out the possibility of other current Miami assistants joining his staff at a later date.
- ▶ Also on Dec. 16, Golden announced the hiring of Tom Deahn to the Director of Football Operations and Ryan McNamee to the role of Director of Player Development. Deahn and McNamee both filled the same role with Golden at Temple.

UACADEMICS

'Canes IN THE FOOTBALL ACADEMIC PROGRESS REPORT SCORES



► Miami's APR score in 2010 ranked 6th nationally with a score of 978. The score was the highest among all Florida institutions and second highest in the Atlantic Coast Conference.



'Canes ONLY ONE IN TOP 25

► The University of Miami was recognized in May as the only school in the FBS to post a multi-year APR score in the top-10 percent as well as finish 2009 ranked in both the Coaches and the AP polls.

'Canes IN THE CLASS ROOM

► Of the 16 seniors on this year's squad, 10 have already earned degrees, while the remaining six are all on course to graduate in May of 2011. Matt Boshier, Graig Cooper, Joel Figueroa, Richard Gordon, Pat Hill, Ryan Hill (double major), Josh Holmes, Colin McCarthy, Cory Nelms and Kylan Robinson have already earned degrees from the University of Miami.

► Overall University of Miami Athletics has an 86% Graduation Success Rate (GSR), the highest GSR ever and up from 82% in 2009. 83% in 2007 was our previous high.

► In May, Miami was recognized as being the only Bowl Championship Subdivision (BCS) team among 26 schools nationally that posted a multi-year APR score in the Top 10 percent in addition to finishing the 2009 season ranked in both the USA Today Coaches poll and Associated Press poll.

► 136 University of Miami student-athletes had a 3.0 GPA or higher following the Spring 2010 semester.

GSR SCORES SHOW CONTINUED SUCCESS AT UM

► In what is becoming an annual upward trend, student-athletes at the University of Miami continue to excel in the classroom at a record pace. The NCAA announced the Graduation Success Rates (GSR) for all member institutions two weeks ago and Miami established a new athletics department-wide record with a GSR of 86 percent.

► Last year, the athletics department-wide GSR was 82 percent and the previous high was set at 83 percent in 2007.

The Athletics Department has exceeded the NCAA average for GSR in each of the last six years.

Miami Compared to the NCAA

	2005	2006	2007	2008	2009	2010
MIAMI	77%	78%	83%	81%	82%	86%
NCAA	76%	77%	77%	78%	79%	79%

Shalala RECOGNIZED

► University of Miami President Donna E. Shalala has been earned several points of distinction in recent months for her leadership at Miami and her efforts as a humanitarian.

► On Sept. 17, Shalala was awarded the 2010 Nelson Mandela Award for Health and Human Rights. The award recognizes Shalala for her dedication to advancing access to health care in the United States and for helping disadvantaged people around the world, as well as for her special commitment to ending apartheid and developing democracy in South Africa.

► More recently, Shalala was named to the National Football Foundation & College Hall of Fame (NFF) national board of directors on Nov. 30. Shalala and Roger T. Staubach were added to the impressive list of leaders that serve on the national board, including Chairman Archie Manning, President & CEO Steven J. Hatchell, Vice Chairman Clayton I. Bennett, Vice Chairman J. Murry Bowden, and Vice Chairman George M. Weiss.



MATT BOSHER GRAIG COOPER JOEL FIGUEROA RICHARD GORDON



PAT HILL RYAN HILL JOSH HOLMES COLIN MCCARTHY



CORY NELMS KYLAN ROBINSON

ACC BOWL SCHEDULE

► Here is a listing of every bowl game involving an ACC team this season.

Advocare V100 Independence Bowl

Georgia Tech at Air Force
 Monday, Dec. 27, 5 pm (ESPN2)
 Independence Stadium (49,147), Shreveport, La.

Champs Sports Bowl

NC State at West Virginia
 Tuesday, Dec. 28, 6:30 pm (ESPN)
 Florida Citrus Bowl (65,438), Orlando, Fla.

EagleBank Bowl

Maryland vs. East Carolina
 Wednesday, Dec. 29, 2:30 pm (ESPN)
 RFK Stadium Field (45,000), Washington, D.C.

Franklin American Mortgage Music City Bowl

North Carolina vs. Tennessee
 Thursday, Dec. 30, 6:30 pm (ESPN)
 LP Field (67,000), Nashville, Tenn.

Meineke Car Care Bowl

Clemson vs. USF
 Friday, Dec. 31, 12 pm (ESPN)
 Bank of America Stadium (73,667), Charlotte, N.C.

Hyundai Sun Bowl

Miami vs. Notre Dame
 Friday, Dec. 31, 2 pm (CBS)
 Sun Bowl Stadium (50,426), El Paso, Tex.

Chick-fil-A Bowl

Florida State vs. South Carolina
 Friday, Dec. 31, 7:30 pm (ESPN)
 The Georgia Dome (71,147), Atlanta, Ga.

Discover Orange Bowl

Virginia Tech vs. Stanford
 Monday, Jan. 3, 8 pm (ESPN)
 Sun Life Stadium (72,230), Miami Gardens, Fla.

Kraft Fight Hunger Bowl

Boston College vs. Nevada
 Sunday, Jan. 9, 9 pm (ESPN)
 AT & T Park (40,184), San Francisco, Calif.

‘Canes AMONG THE NATION’S BEST IN CREATING TURNOVERS

► The University of Miami ranks in a tie for 17th nationally and ninth among BCS programs in having created 28 turnovers this season.

MOST TURNOVERS GAINED AMONG BCS TEAMS

Nat'l Rank	School	Turnovers Gained
2	Oregon	35
4	Boston College	30
	Oklahoma	30
	Oklahoma State	30
	Virginia Tech	30
13	Connecticut	29
	Ohio State	29
	Stanford	29
17	MIAMI	28
	LSU	28

‘Canes IN THE NATIONAL RANKINGS

► Several Hurricanes are ranked among the nation's elite statistically after 12 weeks of college football:

Player	Statistic	Avg.	National Rank
Leonard Hankerson	Receiving	90.42	16th
Matt Bosher	Punting	44.25	18th
Sean Spence	Tackles for Loss	1.33	t-19th
Colin McCarthy	Tackles	9.64	25th
Leonard Hankerson	Receptions	5.50	t-34th
Allen Bailey	Sacks	.58	t-49th
Damien Berry	Rushing	78.64	56th

Cooper NOW THIRD IN ALL-TIME YARDAGE

► Senior running back Graig Cooper is currently third in school history in career all-purpose yardage. Cooper, who now has 3,823 career all-purpose yards, passed Edgerrin James (3,590) with his 39 yards at Virginia and now trails only Santana Moss (4,394) and Ottis Anderson (4,265) for most all-time in UM history.

TOP 10 ALL-PURPOSE YARDS IN UM HISTORY

Rank		Rush + Rec + Return	Yards
1	Santana Moss (97-00)	277 + 2546 + 1196	4,394
2	Ottis Anderson (75-78)	1,266 + 47 + 395	4,265
3	Graig Cooper (07-pr)	2387 + 402 + 1038	3,823
4	Edgerrin James (96-98)	2960 + 595 + 35	3,590
5	Eddie Dunn (36-38)	1778 + 32 + 1666	3,476
6	Chuck Foreman (70-72)	1631 + 732 + 992	3,355
7	James Jackson (96-00)	2953 + 278	3,231
8	Tom Sullivan (69-71)	1,541 + 332 + 1132	3,005
9	Alonzo Highsmith (83-86)	1914 + 977 + 44	2,935
10	Mark Rush (79-82)	760 + 989 + 1,066	2,815

► Not only is Cooper among the all-time leaders in all-purpose yards, but he currently ranks fifth in school history with 2,367 career rushing yards.

MIAMI’S CURRENT TOP 10 CAREER RUSHING YARDAGE LEADERS

1. Ottis Anderson	3,331
2. Edgerrin James	2,960
3. James Jackson	2,953
4. Clinton Portis	2,523
5. Graig Cooper	2,387

2010 HURRICANES RADIO NETWORK

Miami football games can be heard throughout the state of Florida on the Hurricane Sports Network, anchored by WQAM (560 AM). The games are also broadcast in Spanish on 1450 ESPN Deportes (1450 AM).

FLAGSHIP STATIONS

Miami/Fort Lauderdale	WQAM (560 AM)
Miami/Fort Lauderdale	ESPN Deportes (1450 AM)
University of Miami	WVUM (90.5 FM)

AFFILIATES

Miami/Ft. Lauderdale	WQAM (560)
Belle Glade	WBGF (900)
	WSWN (93.5 FM)
Cocoa Beach	WIXC (1060)
Ft. Myers	WMYR (1410)
Fort Pierce	WPSL (1590)
Jacksonville	WJXL (1010)
Jupiter	WSTU (1450)
Kissimmee	ESPN (1080)
Key West	WKWF (1600)
Marathon	WFFG (1300)
Marco Island	WCNZ (1660)
Melbourne	WIXC (1060)
Meritt Island	WIXC (1060)
Naples	WCNZ (1660)
Orlando	ESPN (1080)
Port St. Lucie	WPSL (1590)
St. Petersburg	WMGG (1040)
	WHBO ESPN (1040)
Stuart	WSTU (1450)
Tampa	WHBO ESPN (1040)
	WWBA (820)
	WMGG (1470)
Titusville	WIXC (1060)

MIAMI MEDIA POLICIES

Releases Available Via E-Mail

Media members interested in receiving Miami football releases via e-mail should send requests to LaTonya Sadler(l.sadler@miami.edu) and Rob Dunning (rdunning@miami.edu).

GAME DAY PRESS POLICIES

Only working press will be admitted to the Sun Life Stadium press box. Seats will be issued according to the following criteria:

1. State newspapers by circulation, wire services, national publications, newspapers from opponent's area, and student newspapers from UM and opponent's schools.
2. Other daily newspapers, with preference to those that regularly cover UM.
3. Radio and television personnel not broadcasting, but considered reporting.
4. Non-daily newspapers, with preference to those which regularly cover UM.
5. Scouts. Freelance and/or non-daily writers may be asked to produce copies of actual publications in which their work has appeared. In some cases, these materials will be required as verification of the writers' status.

Right BETWEEN THE NUMBERS

- ▶ The University of Miami football team's Academic Progress Report score in 2010 ranked sixth nationally with a mark of 978. The score was the highest among all Florida institutions and second highest in the Atlantic Coast Conference.
- ▶ Miami's defense currently leads the nation in tackles for loss per game (8.58), while ranking second in pass defense (146.33 ypg) and pass efficiency defense (95.86) and sixth in sacks per game (3.08).
- ▶ The 'Canes are averaging 27.1 points per game, 422.6 yards per game and 22.3 first downs per game.
- ▶ Miami has had 11 more NFL first round draft picks than any other college football program all-time. The 'Canes have had 46 first-rounders, while Ohio State is second with 35 and Florida is third with 32.
- ▶ Leonard Hankerson, Michael Irvin and Andre Johnson are the only players in school history with back-to-back 800-yard receiving seasons.
- ▶ The University of Miami was recognized in May as the only school in the FBS to post a multi-year APR score in the Top 10 percent as well as finish 2009 ranked in both the coaches and the AP polls.
- ▶ At least one former 'Cane has scored a touchdown every NFL week since Week 15 of the 2002 season - a span of 137 straight weeks.
- ▶ Damien Berry is averaging 4.8 yards per carry in 11 games this season. Berry ranks fifth in the ACC and 54th nationally with 78.64 rushing yards per game, totaling 865 yards on 181 carries thus far. Lamar Miller is second on the team with 633 yards on 103 carries (6.1 ypc), while Mike James has 384 yards on 66 carries (5.8 ypc).
- ▶ Miami averaged an impressive 218.1 yards per game rushing in ACC play in 2010, including totals of 277 against Georgia Tech and 262 against Virginia Tech in the Hurricanes' final two ACC games.
- ▶ Thirty-two former 'Canes playing in the NFL in last season have earned their degree from UM.
- ▶ Eleven former Hurricanes were selected to the 2010 NFL Pro Bowl earlier this year, easily the most of any school in the country. Antrel Rolle, Ray Lewis, Ed Reed, Jon Beason, Andre Johnson, Reggie Wayne, Bryant McKinnie, Vince Wilfork, Brandon Meriweather, Jonathan Vilma and Frank Gore all represented the "U" at the sports' all-star game.
- ▶ Colin McCarthy leads the 'Canes with 105 tackles (45-60), while Ray-Ray Armstrong leads all UM defensive backs with 71 total tackles (42-29) and Allen Bailey leads all linemen with 43 (21-22).
- ▶ Of the 16 seniors on this year's squad, 10 have already earned degrees, while the remaining six are all on course to graduate in May of 2011. Matt Boshier, Graig Cooper, Joel Figueroa, Richard Gordon, Ryan Hill (double major), Pat Hill, Josh Holmes, Colin McCarthy, Cory Nelms and Kylan Robinson have already earned degrees from the University of Miami.
- ▶ Orlando Franklin (38 starts) and Colin McCarthy (35 starts) have the most starting experience on the 2010 roster.
- ▶ Graig Cooper moved into third place in school history in career all-purpose yardage with his 39 yards at Virginia on Oct. 30. Cooper, who now has 3,823 yards, passed Edgerrin James (3,590) and now trails only Ottis Anderson (4,265) and leader Santana Moss (4,394) for the most yards in school history.
- ▶ The 'Canes have 16 interceptions through 12 games after collecting just nine in 13 games last season.
- ▶ Six Hurricanes are ranked among the Top 150 NFL prospects according to Scouts Inc.'s Todd McShay on ESPN.com. Allen Bailey, Orlando Franklin, Brandon Harris, Graig Cooper, Colin McCarthy and Leonard Hankerson are listed, while Matt Boshier and DeMarcus Van Dyke were also rated but outside of the Top 150.
- ▶ The Hurricanes' seven turnovers created at Duke on Oct. 16 were the most for Miami's defense since tallying seven against Washington on Nov. 24, 2001. The 'Canes picked off five passes against the Blue Devils, also marking the first time since that Washington game UM has hauled in five INTs in a game.

Miami LEADS THE NATION IN TACKLES FOR LOSS

- ▶ Miami's defense leads the country in tackles for a loss per game with a 8.58 per game average. The 'Canes recorded 14 tackles for a loss in their opener against Florida A&M, 11 at No. 2 Ohio State, nine at Pitt, eight at Clemson, six against FSU, nine at Duke, eight against UNC, five at Virginia, four against Maryland, 10 against Georgia Tech, 11 against Virginia Tech and eight against USF in the regular season finale.
- ▶ Sean Spence leads the UM defense with 17.0 tackles for loss this season, while Allen Bailey has 11 and Olivier Vernon has 10.

Miami RANKS SECOND IN THE NATION IN PASS EFFICIENCY DEFENSE

- ▶ Entering bowl season, Miami's defense ranks second in the country in pass efficiency defense with a mark of 95.86. The Hurricanes have allowed just seven passing touchdowns all year (tied with Ohio State for the lowest total in the country) while forcing their opponents into throwing 16 interceptions.
- ▶ TCU (93.12) leads the country in pass efficiency defense, while Boise State (96.68) ranks third.

Streak CONTINUES

- ▶ The University of Miami's impressive streak of former players scoring touchdowns in the NFL continued in Week 15 when Jimmy Graham scored an early touchdown against New Orleans in the Raven's 30-24 win over the Saints.
- ▶ At least one former 'Cane has now scored a touchdown every NFL week since Week 15 of the 2002 season - a span of 137 straight weeks.
- ▶ More notes on Hurricanes in the NFL can be found throughout the following pages. Updated rosters and season notes can be found on page 16.

Quick STRIKE 'CANES

► The Hurricanes have proven to be one of the nation's most efficient teams when it comes to quick-strike scoring on offense. Miami had 18 scores of two minutes or less in the regular season.

► Miami posted 20 scoring drives under two minutes in 2009, which was among the best in the nation.

Plays-Yds TOP	Result	Opponent
7-63	1:40 Hankerson 19-yd TD catch	FAMU
6-64	1:17 Hankerson 40-yd TD catch	FAMU
6-55	1:51 James 1-yd TD run	FAMU
7-19	1:58 Boshier 51-yard FG	OSU
7-60	1:37 Ford 9-yard TD catch	OSU
4-51	1:02 Hankerson 19-yard TD catch	PITT
4-43	1:26 Benjamin 10-yard TD catch	PITT
3-70	1:00 Hankerson 65-yard TD catch	CLEM
1-18	0:06 James 18-yard TD catch	CLEM
2-29	0:14 Hankerson 7-yard TD catch	CLEM
6-69	1:54 Berry 26-yard TD run	FSU
7-55	1:56 Hankerson 14-yard TD catch	DUKE
3-46	1:10 Harris 13-yard TD run	DUKE
4-65	1:22 Hankerson 29-yard TD catch	UVA
1-60	0:15 Benjamin 60-yard TD catch	UVA
1-79	0:14 Hankerson 79-yard TD catch	GT
4-62	1:37 Miller 4-yard TD run	VT
1-71	0:13 S. Johnson 71-yard run	USF

Defensive DOMINANCE

► The University of Miami has always taken pride in its defense. Over the last 10 years, the worst Miami has ranked nationally in total defense was 33rd in 2007. This year, Miami ranks 16th nationally in total defense, including second nationally against the pass.

Miami Defenses From 2001-2010

Year	Total	Rank	Scoring	Rank	Rushing	Rank	Passing	Rank
2010	317.17	16th	19.67	21st	170.83	81st	146.33	2nd
2009	329.62	29th	22.15	37th	122.31	32nd	207.31	43rd
2008	317.5	28th	24.15	56th	151.85	75th	165.62	7th
2007	345.9	33rd	26.0	52nd	133.8	40th	212.2	35th
2006	255.5	7th	15.5	13th	67.9	4th	187.9	40th
2005	270.1	4th	14.3	4th	117.9	23rd	152.2	1st
2004	328.1	28th	17.0	13th	155.0	67th	173.1	9th
2003	257.5	2nd	15.1	4th	114.0	21st	143.5	1st
2002	285.0	7th	19.1	22nd	165.3	72nd	119.7	1st
2001	270.9	6th	9.4	1st	132.7	40th	138.2	2nd

Hankerson HEADLINES NINE ON ALL-ACC TEAM

► Senior wide receiver Leonard Hankerson headlined nine University of Miami football student-athletes named to the 2010 All-Atlantic Coast Conference football team, as announced by the Atlantic Coast Sports Media Association on Nov. 29.

► In balloting conducted by the ACSMA, Hankerson garnered the third-most votes in the ACC, earning first team honors with guard Brandon Washington and punter Matt Boshier. Second team honors went to tackle Orlando Franklin, running back Damien Berry, defensive end Allen Bailey, linebacker Sean Spence, cornerback Brandon Harris and safety Ray-Ray Armstrong.

► Miami's nine selections were second only to Virginia Tech's 11.

Miami ATHLETICS RECEIVES \$5M LEAD GIFT

► The University of Miami announced on Nov. 19 a donation of \$5 million from the Ted & Todd Schwartz Family Foundation as the lead gift in the campaign for the Center for Athletic Excellence.

► The gift will create the Theodore G. Schwartz and Todd G. Schwartz Center for Athletic Excellence, which will provide state-of-the-art resources for the over 400 student-athletes to achieve their personal, educational and athletic goals.

► The expanded home for UM athletics will include a student-athlete academic center, sports medicine facility, football locker room and gallery of champions. For more information, visit HurricaneSports.com.

Rookie 'CANES THRIVING IN THE NFL

► There are several rookie 'Canes who have started off their NFL careers in successful fashion this year, headlined by Javarris James, who is tied for 16th in the NFL with six rushing touchdowns this season.

► James has 112 yards rushing on 46 carries for the Colts, while his former teammates Jimmy Graham (315 yards, three TDs), Darryl Sharpton (29 tackles, one sack) and Sam Shields (24 tackles, one INT) are also playing big roles on their respective teams this season.

Henderson PICKS UP TWO ALL-AMERICA HONORS

► Offensive tackle Seantrel Henderson capped a solid first collegiate football season with a pair of Freshman All-America accolades.

► CollegeFootballNews.com named Henderson a first team freshman All-American and wrote, "One of the biggest linemen in the country and a five-star recruit, he got better as the season progressed, earning the start at right tackle, grading out at 88.4% with 15 pancakes."

► He was also named second team freshman All-American by Rivals.com and writer David Fox.

► Below are bullets on Henderson's 2010 campaign:

- Graded out at 88.4 percent with 15 pancakes in 11 games of action in 2010.
- Henderson played in 11 games and started the last nine at right tackle for UM.
- Miami's offensive production has increased since Henderson moved into the starting lineup against Clemson. UM has run for 212 yards per game with Henderson starting at tackle. When he was not starting at tackle, Miami averaged just 125 rushing yards per game.
- The 'Canes total offense also improved to 440 yards with Henderson, while it was just 368.3 before he entered the lineup for the last nine games.
- Henderson is part of a Miami offensive line that leads the ACC with five O-lineman of the week honors.

2010 CAPTAINS


► The 2010 captains for Miami are seniors Matt Boshier, Colin McCarthy, Pat Hill, Leonard Hankerson and Allen Bailey as well as junior Jacory Harris.



ALLEN
BAILEY



MATT
BOSHIER




LEONARD
HANKERSON



JACORY
HARRIS



PAT
HILL



COLIN
MCCARTHY

Hankerson AMONG THE BEST ALL-TIME

- Senior wide receiver Leonard Hankerson is having one of, if not the most productive season for a wide receiver in school history.
- His 12 touchdown catches this season is a Miami record, breaking Michael Irvin's mark of 11 set in 1986.
- In the Hurricanes' regular season finale, Hankerson became just the third player in program history to record a 1,000-yard receiving season and the first to have 2,000 yards for a career and 1,000 yards in a season.
- His 21 career receiving touchdowns rank third all-time at Miami behind Michael Irvin (26) and Lamar Thomas (23).
- On the year, Hankerson has caught 66 balls for 1,085 yards, for an average of 16.4 yards per catch and 90.4 yards per game. He has scored at least one touchdown in nine of Miami's 12 games in 2010.
- Entering the Sun Bowl, Hankerson has caught a pass in 25 straight games.
- For his efforts, Hankerson was named the recipient of the 2010 College Football Performance Awards Elite Wide Receiver Trophy. Hankerson was awarded the trophy at halftime of Miami's men's basketball game against Stetson on Sunday, Dec. 12 by CFPA Executive Director Bradley Smith.

TOP 10 SINGLE SEASON RECEIVING TOTALS IN UM HISTORY

Rank		Receiving Yards
1	Eddie Brown (1984)	1,114
2	Andre Johnson (2002)	1,092
3	Leonard Hankerson (2010)	1,085
4	Wesley Carroll (1990)	952
5	Santana Moss (1999)	899
6	Andre Johnson (2001)	881
7	Michael Irvin (1986)	868
8	Willie Smith (1984)	852
9	Michael Irvin (1985)	840
10	Dale Dawkins (1989)	833

TOP 10 CAREER RECEIVING TOUCHDOWNS IN UM HISTORY

Rank		Receiving TDs
1	Michael Irvin (1985-87)	26
2	Lamar Thomas (1989-92)	23
3	Leonard Hankerson (2007-pr.)	21
4	Reggie Wayne (1997-2000)	20
	Andre Johnson (2000-02)	20
6	Santana Moss (1997-2000)	19
7	Brian Blades (1984-87)	15
8	Eddie Brown (1983-84)	14
9	James Cox (1965-67)	12
	Bubba Franks (1997-99)	12

MOST SINGLE SEASON RECEIVING TOUCHDOWNS IN UM HISTORY

Rank		Receiving TDs
1	Leonard Hankerson (2010)	12
2	Michael Irvin (1986)	11
3	Lamar Thomas (1992)	10
	Reggie Wayne (2000)	10
	Andre Johnson (2001)	10

HANKERSON'S 2010 GAME-BY-GAME STATS

Game		Rec	Yards	TD
1	FLORIDA A&M	6	115	2
2	at No. 2 Ohio State	7	90	0
3	at Pittsburgh	3	36	1
4	at Clemson	7	147	3
5	No. 23 FLORIDA STATE	5	72	0
6	at Duke	6	80	1
7	NORTH CAROLINA	4	51	1
8	at Virginia	6	90	1
9	MARYLAND	4	66	1
10	at Georgia Tech	3	132	2
11	No. 14 VIRGINIA TECH	6	79	1
12	USF	9	127	0
TOTALS		66	1085	12

Hurricane GAMEDAY

▶ A brand new season of Hurricane Gameday kicked off in August on CSS. Hurricane Gameday has moved into a brand new studio with the longtime hosts Joe Zagacki and Don Bailey Jr.

▶ The show has undergone an overhaul, including a brand new set and graphics package... but the biggest change is the Unlimited Access fans will get to the Miami program. Throughout the 2010 season, Hurricane Gameday will run regular "Unlimited Access" features that will take fans behind the scenes with their favorite football team.

▶ The CSS network covers 6.4 million homes in the Southeast, including Florida markets Miami, Ft. Lauderdale, West Palm Beach, Jacksonville, Sarasota, Tallahassee, Panama City and Lake County. CSS will air Hurricane Gameday on Thursdays and Saturdays throughout the season.

Hurricane GAMEDAY

▶ Hurricane Hotline is a weekly two-hour show hosted by Joe Zagacki and Don Bailey, Jr. that airs from 7-9 p.m. Thursday nights during the season from Monty's (2550 South Bayshore Drive, Coconut Grove, Florida 33133).

▶ Hurricane Hotline features interviews with UM interim head football coach Jeff Stoutland, players, coaches and other UM personnel as well as other featured guests. Fans are encouraged to listen on 560 WQAM or view the show in-person at Monty's in Coconut Grove.

Miller CHASING ROOKIE RECORD

▶ Redshirt freshman Lamar Miller currently ranks fourth all-time at UM in rushing yards by a freshman with 633. Miller trails teammate Graig Cooper, former teammate Javarris James and current Washington Redskin Clinton Portis for the most rushing yards ever by a 'Cane in their first collegiate season.

Rank	Yards (Year)
1. Clinton Portis	838 (1999)
2. Javarris James	802 (2006)
3. Graig Cooper	682 (2007)
4. Lamar Miller	633 (2010)

Kiper's OUTLOOK ON THE 'CANES

▶ ESPN's NFL draft guru ranks four Miami seniors and two non-seniors as Top 5 players at their positions heading into the 2010 NFL draft.

▶ Leonard Hankerson is listed as his top senior wide receiver, while he has Graig Cooper as the No. 5 running back, Allen Bailey as the No. 3 defensive end and Colin McCarthy as the No. 5 inside linebacker. Among the non-seniors, he has Brandon Harris as his No. 2 cornerback and Sean Spence as the No. 4 outside linebacker.

'Canes OWN RARE DISTINCTION

▶ Miami was one of just eight BCS schools heading into bowl season that ranked in the nation's Top 35 in both total offense and total defense.

▶ UM ranked 16th in total defense (319.27 ypg) and 31st in total offense (428.91 ypg) as of Dec. 17.

▶ Miami was joined by Oregon, Arkansas, Stanford, Wisconsin, Ohio State, Alabama and Nebraska as the only eight schools from a BCS conference to boast similar success on both sides of the ball.

Two 'CANES EARN HONORABLE MENTION ALL-AMERICA HONORS

▶ Junior linebacker Sean Spence and senior wide receiver Leonard Hankerson received honorable mention All-America honors from SI.com on Dec. 14.

▶ Both Hankerson (1,085 yards, 12 touchdowns) and Spence (101 tackles, 17 TFL) are in the midst of career years.

▶ A junior linebacker for the University of Miami, Spence has 101 tackles, 17 tackles for loss and has been the emotional leader of the 'Canes defense. He ranks fourth in the ACC in tackles for loss and seventh nationally among linebackers.

▶ Hankerson is in the midst of arguably the best statistical season by a wide receiver in Miami history. Hankerson has a UM record 12 touchdown receptions, while leading the ACC and gaining on the UM records with 1,085 yards and 66 receptions.

Future MIAMI-NOTRE DAME FOOTBALL SERIES

▶ The University of Miami and the University of Notre Dame have officially come to an agreement on the dates and sites of a future three-game football series between the schools.

▶ The series will open with a neutral site game at Soldier Field in Chicago on Saturday, Oct. 6, 2012. Game two of the series is scheduled for four years later, with the Hurricanes traveling to South Bend, Ind. to face the Fighting Irish on Saturday, Oct. 8, 2016 at Notre Dame Stadium. The final game of the contract will be played at Sun Life Stadium in Miami Gardens, Fla. on Saturday, Nov. 25, 2017.

▶ The last time the two teams met in Miami, the Hurricanes cruised to a 27-10 win over Notre Dame at the Orange Bowl in 1989. Three of Miami's wins over Notre Dame came during the regular season of the Hurricanes' 1983, 1987 and 1989 national championship years. Notre Dame leads the all-time series between the two schools, 15-7-1.

▶ Miami and Notre Dame recently made national headlines when it was announced the two programs would share the American Football Coaches Association's 2009 Academic Achievement Award, as both schools recorded a 100 percent graduation rate for members of its freshman football student-athlete class of 2002.

McCARTHY'S SUCCESS CONTINUES

▶ Senior linebacker Colin McCarthy picked up right where he left off last season, when he averaged 8.1 yards per carry over UM's last seven games. Now in the middle, McCarthy leads the team with 105 tackles in nine games and ranks third in the ACC with a 9.6 tackle-per-game average.

▶ McCarthy is the most experienced Hurricane defender, having played in 47 and started 34 games in his career. Heading into the Sun Bowl, he has a team-best 294 career tackles.

Pass CATCHER U

- ▶ As of Dec. 21, 10 former 'Canes rank in the Top 150 in receiving yards this season in the NFL.
- ▶ Miami has three former players currently ranked in the Top 15 in the NFL in receiving yards.
- ▶ Reggie Wayne ranks third in the league in receiving yards (1,247), Andre Johnson is fourth (1,216) and Santana Moss is 13th (956).

NFL Rank	Rec	Yards	Avg.	TD	
3	Reggie Wayne	99	1,247	12.6	5
4	Andre Johnson	86	1,216	14.1	8
13	Santana Moss	79	956	12.1	6
54	Kellen Winslow	56	604	10.8	3
89	Frank Gore	46	452	9.8	2
103	Devin Hester	36	411	11.4	3
106	Roscoe Parrish	33	400	12.1	2
107	Jeremy Shockey	40	397	9.9	3
114	Greg Olsen	35	370	10.6	5
134	Jimmy Graham	25	315	12.6	3

Comparison: MIAMI AND NOTRE DAME

▶ Here is a quick look at the match-ups you will see when the 'Canes and Irish square off in El Paso and Sun Bowl Stadium:

MIAMI			NOTRE DAME		
Offense	Avg	NCAA Rank	Defense	Avg	NCAA Rank
Total	422.58	31	Total	353.17	46
Rushing	190.42	26	Rushing	146.75	56
Passing	232.17	49	Passing	206.42	40
Defense	Avg	NCAA Rank	Offense	Avg	NCAA Rank
Total	317.17	16	Total	378.25	63
Rushing	170.83	81	Rushing	120.83	96
Passing	146.33	2	Passing	257.42	29
Net Punting	Avg	NCAA Rank	PR	Avg	NCAA Rank
Average	38.69	18	Average	5.93	96
PR	Avg	NCAA Rank	Net Punting	Avg	NCAA Rank
Average	4.81	103	Average	36.11	69

Elite COMPANY

- ▶ Damien Berry joined elite company in Miami's win at Duke on Oct. 16, becoming just the fifth UM player since 1975 to rush for 100 yards in three straight games. A week later against UNC, he made it four straight with 109 yards on the ground. He is the only ACC player to have run for four straight 100-yard games this season.
- ▶ Berry, who leads UM with 865 rushing yards this year, recorded 101 at Clemson, 101 against FSU, 111 at Duke and 109 against UNC in Miami during his streak.
- ▶ The only four players to accomplish the feat at Miami since 1975 are Willis McGahee, Edgerrin James and Clinton Portis.

More THAN A COINCIDENCE

- ▶ Junior defensive tackle Micanor Regis recorded his third career interception on Oct. 16 at Duke, returning it 22 yards for a touchdown in Miami's 28-13 win in Durham.
- ▶ Regis, who also recorded a sack and a career-high nine tackles against the Blue Devils, now has three career interceptions after recording two as a sophomore in 2009.

NFL U

▶ Miami trails only Texas for the most players on active rosters in the NFL this season (*list according to the NFL*):

COLLEGE	PLAYERS
Texas	40
Miami	38
Southern California	36
Louisiana State	35
Ohio State	34
Florida	33
Georgia	33
Tennessee	33
California	31

Big PLAY TRACKER

► Here is a look at every play that resulted in a gain of 25 yards or more for the 'Canes on offense this season:

Play	Opp	Yards
J. Harris to Hankerson(TD)	FAMU	40
J. Harris to Berry (TD)	FAMU	32
Berry rush (1st down)	FAMU	25
Miller kick return (TD)	OSU	88
J. Harris to Hankerson (1st down)	OSU	25
T. Benjamin punt return (TD)	OSU	79
Berry rush over left end (1st down)	OSU	42
Miller rush up middle (1st down)	OSU	25
J. Harris to Benjamin (1st down)	PITT	39
Berry rush (1st down)	PITT	27
Berry rush (1st down)	CLEMSON	33
J. Harris to Hankerson (TD)	CLEMSON	65
J. Harris rush (1st down)	FSU	29
J. Harris to Benjamin (1st down)	FSU	31
Berry rush (1st down)	FSU	26
J. Harris to Benjamin (1st down)	DUKE	37
J. Harris to Hankerson (1st down)	DUKE	33
M. James rush (1st down)	DUKE	32
J. Harris to Cleveland (1st down)	UNC	25
Miller rush (1st down)	UNC	27
J. Harris to Benjamin (1st down)	UNC	26
Benjamin rush (1st down)	UVA	36
Morris to Hankerson (TD)	UVA	29
Morris to Benjamin (TD)	UVA	60
Morris to Benjamin (1st down)	MD	53
Morris to Benjamin (1st down)	MD	47
Morris to Hankerson (TD)	MD	35
Morris to Hankerson (1st down)	GT	45
Morris to Hankerson (TD)	GT	79
Morris to Benjamin (1st down)	GT	30
M. James rush (1st down)	GT	29
Morris to Benjamin (1st down)	VT	43
Miller rush (1st down)	VT	47
Miller rush (1st down)	VT	28
S. Johnson rush (TD)	USF	71
Harris to Hankerson (1st down)	USF	37

Scoring DRIVES FOR MIAMI IN 2010

► Here is a look at every scoring result for the 'Canes this season:

Play	Opp	Time
Harris to Hankerson for 19 yards (TD)	FAMU	1:40
Harris to Hankerson for 40 yards (TD)	FAMU	1:17
Harris to Berry for 32 yards (TD)	FAMU	3:20
Armstrong interception return for 22 yards (TD)	FAMU	--
M. James rush for 1 yard (TD)	FAMU	1:51
Miller rush for 5 yards (TD)	FAMU	2:29
Bosher 24-yard field goal (FG)	FAMU	5:59
Miller kick return for 88 yards (TD)	OSU	0:20
Bosher 51-yard field goal (FG)	OSU	2:04
Benjamin 79-yard punt return (TD)	OSU	--
Harris to Ford for 9 yards (TD)	OSU	1:46
Berry rush for 1 yard (TD)	PITT	3:25
Bosher 28-yard field goal (TD)	PITT	4:50
Harris to Hankerson for 19 yards (TD)	PITT	1:02
Harris to Benjamin for 10 yards (TD)	PITT	1:26
Miller 1-yard run (TD)	PITT	2:52
Harris to Hankerson for 22 yards (TD)	CLEMSON	3:06
Harris to Hankerson for 65 yards (TD)	CLEMSON	1:07
Harris to M. James for 18 yards (TD)	CLEMSON	0:10
Harris to Hankerson for 7 yards (TD)	CLEMSON	0:20
Bosher 29-yard field goal (FG)	CLEMSON	5:48
Harris rush for 3 yards (TD)	FSU	3:32
Berry rush for 26 yards (TD)	FSU	1:54
Bosher 36-yard field goal (FG)	FSU	3:02
Harris to Hankerson for 14 yards (TD)	DUKE	1:49
Harris rush for 13 yards (TD)	DUKE	0:30
Regis 22-yard interception return (TD)	DUKE	--
Berry rush for 1 yard (TD)	DUKE	3:42
Bosher 38-yard field goal (FG)	UNC	3:24
Bosher 34-yard field goal (FG)	UNC	3:28
Harris to Byrd for 6 yards (TD)	UNC	3:09
Harris to Benjamin for 24 yards (TD)	UNC	3:04
Harris to Hankerson for 19 yards (TD)	UNC	2:14
Berry rush for 2 yards (TD)	UNC	3:58
Morris to Hankerson for 29 yards (TD)	UVA	1:22
Morris rush for 9 yards (TD)	UVA	3:29
Morris to Benjamin for 60 yards (TD)	UVA	0:15
Miller rush for 8 yards (TD)	MD	2:34
James rush for 2 yards (TD)	MD	4:24
Bosher 33-yard field goal (FG)	MD	2:45
Bosher 31-yard field goal (FG)	MD	4:14
Morris to Hankerson for 35 yards (TD)	MD	2:29
Miller rush for 12 yards (TD)	GT	3:33
Berry rush for 5 yards (TD)	GT	3:28
Morris to Hankerson for 79 yards (TD)	GT	0:14
James rush for 7 yards (TD)	GT	4:53
Cooper rush for 3 yards (TD)	GT	5:45
Morris to Hankerson for nine yards (TD)	VT	3:06
Bosher 34-yard field goal (FG)	VT	4:00
Miller rush for four yards (TD)	VT	1:37
Miller rush for eight yards (TD)	USF	2:45
S. Johnson rush for 71 yards (TD)	USF	0:13
Bosher 18-yard field goal (FG)	USF	3:54
Bosher 28-yard field goal (FG)	USF	OT

100 YARDS ON THE GROUND

► Here is a list of the University of Miami's all-time 100-yard rushing performances:

CONSECUTIVE 100-YARD RUSHING GAMES (SINCE 1975)

Player	No.	Year
Edgerrin James	7	1998
Willis McGahee	6	2002
Clinton Portis	6	2001
Damien Berry	4	2010
Clinton Portis	4	1999
Willis McGahee	4	2002
Frank Gore	3	2003

MOST 100-YARD RUSHING GAMES (SINCE 1975)

Player	No.	Years
Edgerrin James	15	1995-98
Clinton Portis	14	1999-2001
Ottis Anderson	13	1976-78
James Jackson	11	1997-2000
Willis McGahee	10	2002
Frank Gore	8	2001, 2003-04
Tyrone Moss	7	2003-2006
Graig Cooper	6	2007-present
Stephen McGuire	6	1989-91
Damien Berry	5	2007-present
Javarris James	5	2006-2009
Danyell Ferguson	5	1995-96
Alonzo Highsmith	5	1984
James Stewart	4	1993-94
Leonard Conley	4	1987-90
Jarrett Payton	3	2003
Dyral McMillian	3	1996
Warren Williams	3	1985-87
Melvin Bratton	3	1984-87
Lamar Miller	2	2010-present
Derron Thomas	1	2005-08
Donnell Bennett	1	1993
Larry Jones	1	1993
Alex Johnson	1	1989
Albert Bentley	1	1983
Speedy Neal	1	1982
Lorenzo Roan	1	1980
Ken McMillian	1	1978
Taylor Timmons	1	1977
Chris Hobbs	1	1977

Miami OWNS NATION'S SECOND BEST MARK SINCE 1983

► The University of Miami owns the nation's second-best record going back to the 1983 season, the year Miami won its first ever national championship under coach Howard Schnellenberger. Only Nebraska (.789) has a better winning percentage than Miami (.781) since that season.

BEST WINNING % SINCE 1983

	Wins	Losses	Ties	Winning %
Nebraska	269	72	1	.789
Miami	264	73	0	.781
Florida State	262	74	1	.779
Florida	257	78	4	.764
Ohio State	255	80	5	.757

Four 'CANES NAMED TO RIVALRY.COM ACC ALL-FRESHMAN TEAM

► Four University of Miami football players have been named to the Rivalry.com ACC All-Freshman Team, while freshman offensive lineman Seantrel Henderson (St. Paul, Minn.) was selected as a Sporting News Freshman All-American on offense.

► Lamar Miller (Miami, Fla.), Asante Cleveland (Sacramento, Calif.), Henderson and Brandon Linder (Ft. Lauderdale, Fla.) were all selected to this year's Rivalry.com Atlantic Coast Conference All-Freshman Team.

Spence HAVING CAREER YEAR

► Junior linebacker Sean Spence is having one of the most productive seasons for a UM linebacker in recent memory this year. The Miami native leads the 'Canes in solo tackles (56), tackles for loss (17.0) and forced fumbles (2), while ranking second in total tackles (101) and third in pass break-ups (6) through 12 games.

► After recording 65 tackles and 9.5 tackles for loss as a freshman in 2008, Spence was slowed by injury last year as a sophomore, recording just 36 tackles and 6.5 tackles for loss in 10 games. Through 12 games this year, Spence is averaging 8.3 tackles per game, the fifth-highest mark among all ACC defenders.

Jacory RANKS AMONG THE GREATEST

► Junior quarterback Jacory Harris has climbed the whole way up to second on the University of Miami's career touchdown passes list.

► He moved into sole possession of second place all-time on Oct. 23 when he threw touchdown passes to LaRon Byrd, Travis Benjamin and Leonard Hankerson against the Tar Heels.

TOP 10 CAREER TOUCHDOWN PASSES IN UM HISTORY

Rank		TDs
1	Ken Dorsey (1999-02)	86
2	Jacory Harris (2008-pr.)	50
3t	Vinny Testaverde (1982-86)	48
	Steve Walsh (1986-88)	48
5	Gino Torretta (1989-92)	47
6	Craig Erickson (1987-90)	46
7	Ryan Clement (1994-97)	43
8	Bernie Kosar (1983-84)	40
9	Kyle Wright (2004-07)	38
10	Brock Berlin (2003-04)	34

Young ‘CANES

▶ 23 student-athletes made their first appearances as Hurricanes this season:

- LB Kelvin Cain (Fr.)
- RB Eduardo Clements (Fr.)
- TE Asante Cleveland (Fr.)
- LB Tyrone Cornileus (Fr.)
- DL Dyron Dye (R-Fr.)
- TE Chase Ford (Jr. - JUCO Transfer)
- LB James Gaines (Fr.)
- DB Nathan Gholston (Soph.)
- LB Shayon Green (R-Fr.)
- RB Maurice Hagens (Fr.)
- OL Seantrel Henderson (Fr.)
- WR Allen Hums (Fr.)
- OL Jermaine Johnson (R-Fr.)
- RB Storm Johnson (Fr.)
- OL Brandon Linder (Fr.)
- RB Lamar Miller (R-Fr.)
- QB Stephen Morris (Fr.)
- DL Luther Robinson (R-Fr.)
- DB Kacy Rodgers (Fr.)
- TE Billy Sanders (R-Fr.)
- OL Jared Wheeler (R-Fr.)
- QB Spencer Whipple (Jr.)
- OL Cory White (R-Fr.)

▶ Three players made their first career starts against FAMU in the season opener: Brandon McGee, Ben Jones and Tyler Horn. Offensive lineman Seantrel Henderson made his first career start at Clemson, linebacker Kelvin Cain made his first start at Duke and quarterback Stephen Morris saw his first game action at Virginia on Oct. 30.

Feat FIRST

▶ For the first time in school history, the University of Miami recorded a punt return for a touchdown and a kick return for a touchdown in the same game. On Set. 7 at Ohio State, Lamar Miller returned a kickoff 88 yards for a touchdown in the first quarter before Travis Benjamin followed Miller's return with a 79- yard punt return for a touchdown with 3:04 left in the first half.

▶ The last time a Miami player returned a kickoff for a touchdown was Devin Hester at NC State on Oct. 23, 2004. Hester's return went for 100 yards. Benjamin's punt return of 79 yards tied for the 10th longest in school history. It also was his first career punt return for a touchdown and the first for Miami since Thearon Collier's 60-yard punt return last season against Virginia.

▶ The returns also marked the first time in OSU history that an opponent scored on a punt return and a kick return in the same game against the Buckeyes.

University OF MIAMI CELEBRATES NEW TOP RANKING

▶ The U.S. News and World Report released their official rankings of the top colleges and universities in the nation for 2011. Coming in at number 47 was the University of Miami, which claimed the honor of the top-ranked school in the state of Florida.

▶ This was the first time that UM had been named a Top 50 institution, part of a nine-year span which has seen the school jump 20 spots in the rankings.

▶ The Hurricanes were among seven Atlantic Coast Conference schools ranked among the Top 50 – the most Football Bowl Subdivision schools for any conference. ACC members joining Miami among the national leaders are: Duke, Virginia, Wake Forest, North Carolina, Boston College and Georgia Tech.

▶ Ranking criteria included peer assessment, graduation and retention rates, faculty resources, student selectivity, and giving by alumni.

▶ The editors of U.S. News & World Report have ranked the nation's top universities and colleges for the past 27 years. The 2011 edition of "America's Best Colleges" hit newsstands on August 31, and the rankings can be viewed on the magazine's website at www.usnews.com.

ESPN: 15 OF TOP 200 PLAYERS IN THE NFL ARE ‘CANES

▶ The UM pipeline to NFL stardom is no surprise to anyone that follows the sport as it continues to grow. At the beginning of training camps, 51 UM players were working out with NFL teams. ESPN.com and Scouts Inc. put together a list of the 200 best players in the NFL and Miami had an impressive 15 representatives:

- | | |
|---|--|
| 2. Andre Johnson - Houston Texans | 111. Vernon Carey - Miami Dolphins |
| 14. Ed Reed - Baltimore Ravens | 119. Ray Lewis - Baltimore Ravens |
| 32. Reggie Wayne - Indianapolis Colts | 140. Eric Winston - Houston Texans |
| 36. Vince Wilfork - New England Patriots | 148. Jonathan Vilma - New Orleans Saints |
| 42. Jon Beason - Carolina Panthers | 162. Brandon Meriweather - New England |
| 58. Frank Gore - San Francisco 49ers | 196. Calais Campbell - Arizona Cardinals |
| 72. DJ Williams - Denver Broncos | 200. Devin Hester - Chicago Bears |
| 91. Kellen Winslow - Tampa Bay Buccaneers | |

Talent IN SOUTH FLORIDA

▶ The University of Miami's football roster is loaded with student-athletes from Florida and more specifically, South Florida.

▶ The same can be said for rosters in the NFL, where Miami ranks second to only Houston for having the most players from their city.

Cities WITH MOST NFL PLAYERS

Houston	24
Miami	22
Los Angeles	20
Detroit	15
New Orleans	15

States WITH MOST NFL PLAYERS

California	211
Texas	181
Florida	177
Ohio	85
Georgia	80

Miami TEAM LEADERS

► Here is list of Miami's statistical team leaders through three games this season:

Passing Yards	Jacory Harris	1,756
Rushing Yards	Damien Berry	865
Receiving Yards	Leonard Hankerson	1,085
Receptions	Leonard Hankerson	66
Punt Return Yards	Travis Benjamin	106
Kick Return Yards	Eduardo Clements	195
Total Touchdowns	Leonard Hankerson	12
Scoring	Leonard Hankerson	72
All-Purpose Yards	Leonard Hankerson	1,085
Solo Tackles	Sean Spence	56
Total Tackles	Colin McCarthy	105
Tackles for a loss	Sean Spence	17.0
Sacks	Allen Bailey	7.0
Interceptions	Three players	3
Pass breakups	B. Harris; R. Hill	8
Fumbles recovered	Vaughn Telemaque	3
Fumbles forced	Sean Spence	2

Hurricanes IN THE ACC IN 2010

► The following is a list of where UM ranks as a team and individually in the Atlantic Coast Conference this season:

Team	Rank	Player	Rank
Scoring Offense	6th (27.1)	Lamar Miller	
Scoring Defense	4th (19.7)	Rushing	9th (63.3)
Pass Offense	5th (232.2)	Damien Berry	
Pass Defense	1st (146.3)	Rushing	5th (78.6)
Rush Offense	3rd (190.4)	Leonard Hankerson	
Rush Defense	9th (170.8)	Receiving Yards	1st (90.4)
Total Offense	1st (422.6)	Receptions	2nd (5.50)
Total Defense	2nd (311.2)	All-Purpose Yards	10th (90.4)
Kickoff Coverage	8th (42.7)	Scoring TDs	t-4th (6.0)
Kickoff Returns	9th (19.5)	Matt Boshier	
Punting	1st (38.7)	Punting	1st (44.3)
Punt Return Avg.	11th (4.8)	Scoring (kick)	9th (5.9)
Turnover Margin	10th (-0.33)	Field Goals	t-9th (1.00)
First Downs	3rd (268)	Field Goal %	t-9th (75.0)
Opponent 1st Downs	2nd (196)	Tackles/Game	5th (8.3)
Red Zone Offense	11th (76.0)	Tackles for Loss	5th (1.36)
Red Zone Defense	1st (69.6)	Jacory Harris	
Sacks By	3rd (37)	Passing Average	5th (195.1)
Sacks Against	t-2nd (16)	Passing Efficiency	8th (119.3)
Penalties	11th (66.9)	Total Offense	7th (198.1)
Opponent Penalties	9th (54.0)	Allen Bailey	
Time of Possession	11th (28:39)	Sacks	6th (.58)
3rd Down Conv.	7th (39.7)	Colin McCarthy	
Opp. 3rd Down Conv.	2nd (33.7)	Tackles	3rd (9.6)
4th Down Conv.	11th (40.0)	Sean Spence	
Opp. 4th Down Conv.	1st (40.0)	Tackles	5th (8.3)
Field Goals	t-9th (.750)	Tackles for loss	4th (1.33)
PAT Kicking	12th (.875)	Ray-Ray Armstrong	
Pass Efficiency	9th (95.8)	Tackles	23rd (5.9)
Pass Def. Efficiency	1st (96.0)	Vaughn Telemaque	
		Fumbles recovered	t-3rd (0.25)
		Ryan Hill	
		Passes defened	t-4th (0.92)
		Travis Benjamin	
		Punt Return Avg.	8th (5.0)

Bosher UP FOR LOWE'S SENIOR CLASS AWARD

► Senior placekicker and punter Matt Bosher has been named one of 30 NCAA football bowl subdivision student-athletes selected as a candidate for the Lowe's Senior CLASS. To be eligible for the award, a student-athlete must be classified as an NCAA Division I senior and have notable achievements in four areas of excellence - community, classroom, character and competition.

► Bosher received his Bachelor's of Arts in history in May of 2010. He also minored in sport administration and is currently pursuing a second degree. He was named to the 2006-07 ACC Academic Honor Roll and is a member of the University of Miami Athletic Director's Honor Roll awarded to student-athletes with semester GPAs of 3.2 or better). He is a two-time University of Miami Book Buster (awarded to student-athletes with semester GPA 3.0 or better).

► Bosher has been involved in numerous community service activities including the University of Miami Football 'Canes on Patrol Program that works with the Broward County Sheriff's Department to encourage Broward youth to stay in school and out of gang and street related violence. He also has served as a mentor in the Fun 4 Kidz program (paired with Miami-Dade area middle-school students) meeting once a month and talking on the phone once-a-week.

► An acronym for Celebrating Loyalty and Achievement for Staying in School, the Lowe's Senior CLASS Award focuses on the total student-athlete and encourages students to use their platform in athletics to make a positive impact as leaders in their communities.

Byrd HONORED BY UM AFRICANA PROGRAM

► University of Miami wide receiver LaRon Byrd was selected as one of three recipients of the Fannie Lou Hamer Academic Achievement Award, given to the Most Improved Students, in terms of Africana Studies Program courses at UM.

► LaRon has excellent attendance, participates in class, completes all assignments on time and has an overall positive attitude toward learning which is to be applauded, said Dr. Patti Rose, Professor, UM Africana and American Studies. As a student-athlete, he is exemplary, in the classroom setting, which is wonderful to see.

► Byrd received the award on May 17 at the First Annual Fannie Lou Hamer, Africana Studies Program Achievement Awards at the Wesley Gallery on the campus of the University of Miami.

'Canes PREDICTED SECOND IN COASTAL

► Miami was voted to finish second in the ACC Coastal Division by media members at the 2010 ACC Football Kickoff earlier this fall. After finishing the season 9-4 (5-3 ACC) and advancing to the Champs Sports Bowl in Orlando, the Hurricanes picked up 444 points from members of the working media, while collecting 20 first place votes within the Coastal Division.

► Virginia Tech was predicted on 50 ballots to win its fourth ACC crown. Florida State finished second with 26 votes, followed by Miami (10), Georgia Tech (8), Boston College (2) and North Carolina (2). The Hokies were also tabbed to win the ACC's Coastal Division, earning 532 points and 62 first-place votes.

► Miami followed in second place (444 points, 20 first-place votes); Georgia Tech was third (408); North Carolina fourth (379); fifth was Duke (169); and Virginia (126) rounded out the six-team Coastal Division.

Offense THRIVING UNDER WHIPPLE

► The University of Miami's has had two of its most productive seasons under offensive coordinator Mark Whipple.

► The 2009 offense finished first in UM history in first downs gained passing (169) and second in overall first downs (275) while the 2010 team is fourth in total first downs.

TOP 5 SINGLE SEASON FIRST DOWNS GAINED IN UM HISTORY

Rank		First downs
1	1984	288
2	2009	275
3	1989	270
4	2010	268
5	2002	267

Jacory IN 2009

► Junior quarterback Jacory Harris had one the most productive passing seasons in recent memory in 2009.

► Here is a list of where Harris' 2009 season ranks in a single-season in UM history:

TOP 10 SINGLE SEASON PASSING YARDS IN UM HISTORY

Rank		Yards
1	Bernie Kosar (1984)	3,642
2	Ken Dorsey (2002)	3,369
3	Craig Erickson (1990)	3,363
4	Jacory Harris (2009)	3,352
5	Vinny Testaverde (1985)	3,238
6	Steve Walsh (1988)	3,115
7	Gino Torretta (1991)	3,095
8	Gino Torretta (1992)	3,060
9	Ken Dorsey (2000)	2,737
10	Brock Berlin (2004)	2,680

TOP 10 SINGLE SEASON TOUCHDOWN PASSES IN UM HISTORY

Rank		TDs
1	Steve Walsh (1988)	29
2	Ken Dorsey (2002)	28
3	Vinny Testaverde (1986)	26
4t	Bernie Kosar (1984)	25
	Ken Dorsey (2000)	25
6	Jacory Harris (2009)	24
7	Ken Dorsey (2001)	23
8t	Craig Erickson (1990)	22
	Brock Berlin (2004)	22
10	Vinny Testaverde (1985)	21

TOP 10 SINGLE SEASON PASS ATTEMPTS IN UM HISTORY

Rank		Attempts
1	Bernie Kosar (1984)	416
2	Jacory Harris (2009)	406
3	Gino Torretta (1992)	402
4t	Craig Erickson (1990)	393
	Ken Dorsey (2002)	393
6	Steve Walsh (1988)	390
7	Gino Torretta (1991)	371
8t	Vinny Testaverde (1985)	352
	Brock Berlin (2003)	352
10	Brock Berlin (2004)	348

TOP 10 SINGLE SEASON PASS COMPLETIONS IN UM HISTORY

Rank		Completions
1	Bernie Kosar (1984)	262
2	Jacory Harris (2009)	242
3	Steve Walsh (1988)	233
4	Gino Torretta (1992)	228
5	Craig Erickson (1990)	225
6	Ken Dorsey (2002)	222
7	Vinny Testaverde (1985)	216
8	Brock Berlin (2003)	211
9	Gino Torretta (1991)	205
10	Bernie Kosar (1983)	201

It's BEEN A WHILE

▶ Quarterback Jacory Harris entered the 2009 season snapping a streak of at least 16 years since a player from Miami-Dade County quarterbacked a University of Miami team. Hialeah High School's Ryan Collins started the last seven games of the 1993 season, but did not go into the season as the starter. Kary Baker was the last Miami-Dade County quarterback to enter the season as the starting quarterback. Baker, from Miami-Edison High School, was UM's starter in 1974 and also was Miami's first African-American quarterback.

MIAMI QUARTERBACKS SINCE 1974

2009	Jacory Harris	Miami
2008	Robert Marve	Tampa
2007	Kyle Wright	Danville, Calif.
2006	Kyle Wright	Danville, Calif.
2005	Kyle Wright	Danville, Calif.
2004	Brock Berlin	Shreveport, La.
2003	Brock Berlin	Shreveport, La.
2002	Ken Dorsey	Orinda, Calif.
2001	Ken Dorsey	Orinda, Calif.
2000	Ken Dorsey	Orinda, Calif.
1999	Ken Dorsey	Orinda, Calif.
1998	Scott Covington	Laguna Niguel, Calif.
1997	Ryan Clement	Denver, Colo.
1996	Ryan Clement	Denver, Colo.
1995	Ryan Clement	Denver, Colo.
1994	Frank Costa	Philadelphia, Pa.
1993	Frank Costa	Philadelphia, Pa.
	Ryan Collins	Pembroke Pines
1992	Gino Torretta	Pinole, Calif.
1991	Gino Torretta	Pinole, Calif.
1990	Craig Erickson	West Palm Beach
1989	Craig Erickson	West Palm Beach
1988	Steve Walsh	St. Paul, Minn.
1987	Steve Walsh	St. Paul, Minn.
1986	Vinny Testaverde	Elmont, N.Y.
1985	Vinny Testaverde	Elmont, N.Y.
1984	Bernie Kosar	Boardman, Ohio
1983	Bernie Kosar	Boardman, Ohio
1982	Mark Richt	Boca Raton
1981	Jim Kelly	East Brady, Pa.
1980	Jim Kelly	East Brady, Pa.
1979	Mike Rodrigue	Tallahassee
1978	Kenny McMillian	DeLand
1977	Kenny McMillian	DeLand
	E.J. Baker	Lakeland
1976	E.J. Baker	Lakeland
1975	E.J. Baker	Lakeland
1974	Kary Baker	Miami

Going BOWLING

- ▶ With Miami's win over Maryland on Nov. 6, the 'Canes became bowl eligible. Miami has appeared in a bowl game 24 times in the last 27 seasons.
- ▶ The Hurricanes own an all-time record of 19-16 in 35 bowl appearances, including a record of 8-4 in bowl games since beating Virginia in the 1996 Carquest Bowl.

Brandon HARRIS IS A THORPE SEMIFINALIST

- ▶ University of Miami junior cornerback Brandon Harris was named as one of 10 semifinalists for the Jim Thorpe Award. Harris was the only student-athlete from the Atlantic Coast Conference to be named a semifinalist for the award, which is given annually to the nation's best collegiate defensive back and awarded to LSU's Patrick Peterson this year.
- ▶ It marks the second straight year Harris was named a semifinalist for the Thorpe Award. Other Hurricanes to be named semifinalists for the award include Kenny Phillips (2007), Brandon Meriweather (2005), Antrel Rolle (2004), Sean Taylor (2003), Ed Reed (2001), C.J. Richardson (1994), Ryan McNeil (1992) and Bennie Blades (1987). Taylor was named a semifinalist in 2003 and Blades won the award in 1987.

Bailey NAMED DEFENSIVE PLAYER OF THE WEEK

- ▶ University of Miami senior defensive lineman Allen Bailey was named the National College Football Performance Awards Co-Defensive Player of the Week after his performance against UNC on Oct. 23. Bailey led the 'Canes to a 33-10 victory over North Carolina, recording six tackles and a career-best 3.5 sack in the convincing win over the Tar Heels.
- ▶ Bailey shared the weekly award with Pittsburgh's Brandon Lindsey, who had three sacks and a forced fumble in the Panthers' win over Rutgers.

Gino TORRETTA ENSHRINED IN COLLEGE FOOTBALL HOF

- ▶ Former University of Miami quarterback Gino Torretta was enshrined into the National Football Foundation (NFF) College Football Hall of Fame in South Bend, Ind. on July 17. Torretta is the sixth Hurricane to be selected for induction, as he joined former student-athletes Bennie Blades, (2006), Don Bosseler (1990) and Ted Hendricks (1987) along with coaches Andy Gustafson (1985) and Jack Harding (1980) in the Hall.
- ▶ Torretta, along with the 23 other inductees in this year's class, took part in two full days of activities in conjunction with the enshrinement, which was held Saturday night at the Century Center Convention Center.
- ▶ A key factor in many of Miami's national championship-contending teams, Torretta became one of the most decorated players in college football history, claiming unanimous First Team All-America honors, the Heisman Trophy, Davey O'Brien, Johnny Unitas Golden Arm, Maxwell and Walter Camp awards in 1992

Miami HOPES TO DELIVER DREAMS WITH NEW ONLINE SHOP

- ▶ Dreams, Inc. (NYSE Amex: DRJ), a vertically integrated leader in the licensed sports products industry, announced that it has signed an agreement with the University of Miami Athletics to re-launch the Hurricanes on-line fan shop (URL - ShopMiamiHurricanes.com).
- ▶ The multi-year deal marks the second alliance for Dreams with top-tier college athletics, following on the recent announcement regarding the University of Texas Longhorns.

Spring GAME RECAP

- ▶ Travis Benjamin hauled in six catches for 171 yards and a touchdown and quarterbacks Stephen Morris and Spencer Whipple combined for 321 passing yards and three TDs as the Hurricanes defeated Miami, 58-53, in the University of Miami football team's annual spring game Saturday at Traz Powell Stadium in front of an estimated crowd of 10,000.
- ▶ Team Hurricanes were comprised of the second and third team offenses and the first team, defense while Team Miami was comprised of the first team offense and second and third team defenses. The offenses earned six points for a touchdown, three points for a field goal, one point for an extra point, one point for crossing the 50-yard line and one point for every first down. The defenses earned one point for a three-and-out, two points for an interception, two points for a fumble recovery and six points for a touchdown.
- ▶ Morris completed 12-of-21 passes for 209 yards, two TDs and one INT. Whipple went 7-of-16 for 112 yards and one touchdown. A.J. Highsmith quarterbacked UM and went 11-of-20 for 131 yards with three TDs and two interceptions.
- ▶ Kendal Thompkins caught a game-high eight passes for 84 yards and one touchdown for the Hurricanes. Leonard Hankerson had three receptions for 61 yards and two touchdowns.
- ▶ Linebacker Sean Spence led the Hurricanes with eight tackles. Vaughn Telemaque added six tackles for the Hurricanes. Brandon McGee had seven tackles and two pass breakups for Miami while safety Ray Ray Armstrong intercepted two passes.

'Canes AND THE LEAGUE

► More than 275 former Hurricanes have gone on to play in the NFL.
 ► 33 Hurricanes have been a part of a Super Bowl winning team and a total of 67 former Canes have played in a Super Bowl.
 ► Three Hurricanes - Jonathan Vilma, Jeremy Shockey and Glenn Sharpe -- were members of the Super Bowl XLIV Champion New Orleans Saints this past season.
 ► 42 former Hurricanes are currently with NFL teams as of Dec. 20, 2010.

ARIZONA CARDINALS

Calais Campbell DL

ATLANTA FALCONS

Spencer Adkins LB

BUFFALO BILLS

Roscoe Parrish WR

BALTIMORE RAVENS

Tavares Gooden LB
 Ray Lewis LB
 Willis McGahee RB
 Ed Reed S

CAROLINA PANTHERS

Jon Beason LB

CHICAGO BEARS

Devin Hester WR/PR
 Greg Olsen TE

DALLAS COWBOYS

Leon Williams LB

DENVER BRONCOS

D.J. Williams LB

DETROIT LIONS

Jason Fox OT

GREEN BAY PACKERS

Sam Shields CB

HOUSTON TEXANS

Rashad Butler OL
 Andre Johnson WR
 Chris Myers OL
 Darryl Sharpton LB
 Eric Winston OL

INDIANAPOLIS COLTS

Reggie Wayne WR
 Javaris James RB

MIAMI DOLPHINS

Vernon Carey OL
 Dedrick Epps TE

MINNESOTA VIKINGS

Bryant McKinnie OL

NEW ENGLAND PATRIOTS

Brandon Meriweather S
 Vince Wilfork DL

NEW ORLEANS SAINTS

Jimmy Graham TE
 Jeremy Shockey TE
 Jonathan Vilma LB

NEW YORK GIANTS

Bruce Johnson DB
 Sinorice Moss (IR) WR
 Kenny Phillips S
 Antrel Rolle DB

PHILADELPHIA EAGLES

Antonio Dixon DL

SAN FRANCISCO 49ERS

Frank Gore RB

SEATTLE SEAHAWKS

Kelly Jennings DB

TAMPA BAY BUCCANEERS

Kellen Winslow TE

WASHINGTON REDSKINS

Phillip Buchanon CB
 Rocky McIntosh LB
 Santana Moss WR
 Clinton Portis RB

'Canes IN THE PRO BOWL

► Eleven former University of Miami football players were named to the 2010 NFL Pro Bowl, easily the highest representation for any school in the nation. The list included:

CB	Antrel Rolle	Arizona Cardinals
WR	Andre Johnson	Houston Texans
WR	Reggie Wayne	Indianapolis Colts
RB	Clinton Portis	Washington Redskins
LB	Ray Lewis	Baltimore Ravens
LB	Jon Beason	Carolina Panthers
S	Ed Reed	Baltimore Ravens
RB	Frank Gore	San Francisco 49ers
S	Brandon Meriweather	New England Patriots
DT	Vince Wilfork	New England Patriots
OT	Bryant McKinnie	Minnesota Vikings

'Canes IN THE NFL - THROUGH WEEK 15

► Here are some of the top performances by Hurricanes in the NFL this season. Statistics are through Week 15 of the NFL season.

Santana Moss - Washington Redskins WR

- Is 13th in the NFL with 956 receiving yards; Has 79 catches and six touchdowns

Reggie Wayne - Indianapolis Colts WR

- Receeded his seventh straight 1,000-yard season; Ranks third in NFL with 1,247 yards

Rocky McIntosh - Washington Redskins LB

- Ranks 25th in the NFL and second on the Redskins with 98 tackles

Brandon Meriweather - New England Patriots SS

- Has 61 tackles and three interceptions for the Patriots

Jon Beason - Carolina Panthers LB vs. Baltimore

- Ranks 19th in the NFL with 104 tackles - his fourth straight 100-tackle season

D.J. Williams - Denver Broncos LB

- Ranks 13th in the NFL and leads the Broncos with 112 tackles

Andre Johnson - Houston Texans WR

- Ranks fourth in the NFL with 1,216 receiving yards to go along with eight TD catches

Frank Gore - San Francisco 49ers RB

- Had 853 rushing yards and 452 receiving yards in 11 games before season-ending injury

Ed Reed - Baltimore Ravens FS vs. Carolina

- Has 32 tackles and four interceptions despite missing the season's first six games

Devin Hester - Chicago Bears WR/Returner

- Has 411 receiving yards and set NFL record for most career returns for TDs (14)

Ray Lewis - Baltimore Ravens LB

- Tied for fifth in the NFL with 125 total tackles; Also has two INTs, two sacks and two FF

Jonathan Vilma - New Orleans Saints LB

- Ranks 24th in the NFL with 99 tackles; Also has three forced fumbles

Antrel Rolle - New York Giants FS

- Has 75 tackles and one interception in his first year in New York

Kellen Winslow - Tampa Bay Bucaneers TE

- Caught 56 passes for 604 yards and three touchdowns thus far

2010 ALPHABETICAL ROSTER

No.	Name	Class	Pos.	Ht.	Wt.	Hometown/High School/College
26	Ray-Ray Armstrong	Soph.	DB	6-4	215	Sanford, Fla./Seminole HS
57	Allen Bailey	Sr.	DL	6-4	285	Sapelo, Ga./McIntosh County Academy
73	Jermaine Barton	Fr.	OL	6-7	283	Fort Lauderdale, Fla./St. Thomas Aquinas HS
3	Travis Benjamin	Jr.	WR	5-11	176	Belle Glade, Fla./Glades Central HS
20	Damien Berry	Sr.	RB	6-0	215	Belle Glade, Fla./Glades Central HS
25	Matt Boshier	Sr.	P/PK	6-0	205	Jupiter, Fla./Jupiter HS
76	Jeffrey Brown	Fr.	DL	6-3	275	Evanston, Ill./Evanston HS
45	Ramon Buchanan	Jr.	LB	6-1	220	Melbourne, Fla./Palm Bay HS
79	Malcolm Bunche	Fr.	OL	6-7	328	Newark, Del./Milford (N.Y.)/Newark HS
47	LaRon Byrd	Jr.	WR	6-4	215	Hahnville, La./Hahnville HS
94	Kelvin Cain	Fr.	LB	6-3	226	Clovis, Calif./Buchanan HS
43	John Calhoun	Jr.	FB	6-3	255	Micco, Fla./Sebastian River HS
37	Jared Campbell	Sr.	DB	6-0	205	Aurora, Colo./Overland HS
32	Lee Chambers	Jr.	DB	5-10	195	Coffeeville, Miss./Coffeeville HS
23	Eduardo Clements	Fr.	RB	5-9	190	Miami, Fla./Booker T. Washington HS
82	Asante Cleveland	Fr.	TE	6-5	245	Sacramento, Calif./Christian Brothers HS
2	Graig Cooper	Sr.	RB	6-0	205	Memphis, Tenn./Melrose/Milford Prep
39	Tyrone Cornileus	Fr.	LB	6-2	195	Stone Mountain, Ga./Stephenson HS
18	Devont'a Davis	Fr.	DB	6-1	175	Gainesville, Fla./Gainesville HS
49	Dyron Dye	R-Fr.	DL	6-5	255	Sanford, Fla./Seminole HS
70	Jonathan Feliciano	Fr.	OL	6-5	330	Davie, Fla./Western HS
61	Joel Figueroa	Sr.	OL	6-6	323	Miami, Fla./North Miami HS
9	Chase Ford	Jr.	TE	6-6	245	Corrigan, Texas/Kilgore JC/Corrigan-Camden
99	Marcus Forston	Soph.	DL	6-3	305	Miami, Fla./Northwestern HS
74	Orlando Franklin	Sr.	OL	6-7	312	Delray Beach, Fla./Atlantic HS
58	Jordan Futch	Jr.	LB	6-3	240	Hollywood, Fla./Chaminade Madonna College Prep
59	James Gaines	Fr.	LB	6-3	205	Getzville, N.Y./Canisius HS
28	Nathan Gholston	Soph.	DB	5-7	180	Westland, Mich./Plymouth HS
69	Sean Goldstein	Soph.	LB	6-0	225	Dresher, Pa./Chestnut Hill Academy
84	Richard Gordon	Sr.	TE	6-4	265	Miami, Fla./Norland/Milford Prep (N.Y.)
51	Shayon Green	R-Fr.	LB	6-3	230	Tifton, Ga./Tifton County HS
66	Harland Gunn	Jr.	OL	6-2	315	Omaha, Neb./Central HS
33	Maurice Hagens	Fr.	RB	5-11	232	Riverview, Fla./Tampa Bay Tech HS
19	Darion Hall	Fr.	RB	5-11	190	Naples, Fla./Lely HS
85	Leonard Hankerson	Sr.	WR	6-3	205	Fort Lauderdale, Fla./St. Thomas Aquinas HS
1	Brandon Harris	Jr.	DB	5-11	195	Miami, Fla./Booker T. Washington HS
12	Jacory Harris	Jr.	QB	6-4	200	Miami, Fla./Northwestern HS
77	Seantrel Henderson	Fr.	OL	6-8	355	St. Paul, Minn./Cretin-Hall Derham HS
11	Alonzo Highsmith	Soph.	QB	6-0	195	Missouri City, Texas/Hightower HS
13	Ryan Hill	Sr.	DB	6-0	205	Tallahassee, Fla./Rickards HS
30	Patrick Hill	Sr.	FB	5-9	255	Torrance, Calif./Fairfax HS (Calif.)/EI Camino
63	Tyler Horn	Jr.	OL	6-4	295	Memphis, Tenn./University HS
92	Josh Holmes	Sr.	DL	6-0	280	San Diego, Calif./Point Loma HS
34	C.J. Holton	Soph.	LB	6-1	230	Crawfordville, Fla./Wakulla HS
80	Allen Hurns	Fr.	WR	6-3	180	Miami, Fla./Carol City HS
60	Chris Ivory	Jr.	LS	6-2	228	Bellevue, Fla./Bellevue HS
5	Mike James	Soph.	RB	6-0	217	Haines City, Fla./Ridge Community HS
4	Aldarius Johnson	Jr.	WR	6-3	200	Miami, Fla./Northwestern HS
81	Davon Johnson	Soph.	WR	6-0	185	Miami, Fla./Booker T. Washington HS

No.	Name	Class	Pos.	Ht.	Wt.	Hometown/High School/College
78	Jermaine Johnson	R-Fr.	OL	6-6	330	Fort Lauderdale, Fla./Hargrave Military Academy
24	Storm Johnson	Fr.	RB	6-0	218	Loganville, Ga./Loganville HS
55	Ben Jones	Soph.	OL	6-5	300	Miami, Fla./Northwestern HS
98	Jeremy Lewis	Jr.	DL	6-4	310	West Palm Beach, Fla./Palm Beach Lakes
65	Brandon Linder	Fr.	OL	6-6	300	Southwest Ranches, Fla./St. Thomas Aquinas
44	Colin McCarthy	Sr.	LB	6-2	240	Birdsboro, Pa./Clearwater (Fla.) Central Catholic
62	Shane McDermott	Fr.	OL	6-4	280	Lake Worth, Fla./Palm Beach Central HS
21	Brandon McGee	Soph.	DB	6-0	180	Plantation, Fla./Plantation HS
6	Lamar Miller	R-Fr.	RB	5-11	210	Miami, Fla./Killian HS
17	Stephen Morris	Fr.	QB	6-2	183	Miami, Fla./Monsignor Pace HS
38	Cory Nelms	Sr.	DB	6-0	195	Neptune, N.J./Neptune HS
52	Kevin Nelson	Fr.	LB	6-0	213	Gainesville, Fla./Gainesville HS
29	JoJo Nicolas	Jr.	DB	6-1	205	Homestead, Fla./Homestead Senior HS
97	Adewale Ojomo	Jr.	DL	6-4	260	Hialeah, Fla./Hialeah HS
53	Levi Paalua	Soph.	LB	6-2	225	Laie, Hawaii/Kahuku HS
27	Keion Payne	Fr.	DB	5-10	177	Fort Lauderdale, Fla./St. Thomas Aquinas HS
96	Curtis Porter	Soph.	DL	6-1	315	Charlotte, N.C./Victory Christian HS
54	Micanor Regis	Jr.	DL	6-3	305	Pahokee, Fla./Pahokee HS
15	Jamal Reid	R-Fr.	DB	6-1	190	Mayo, Fla./Lafayette HS
36	Kylan Robinson	Sr.	LB	6-1	235	Anchorage, Alaska/Tampa Chamberlain HS
93	Luther Robinson	R-Fr.	DL	6-3	295	Fort Pierce, Fla./Westwood HS
56	Marcus Robinson	Jr.	DL	6-1	240	Homestead, Fla./Homestead HS
22	Kacy Rodgers	Fr.	DB	6-2	195	Southlake, Texas/Southlake Carroll HS
88	Billy Sanders	R-Fr.	TE	6-4	248	Phoenix, Ariz./Brophy College Prep
48	Andrew Smith	Jr.	DL	6-3	245	Coconut Creek, Fla./Monarch HS
31	Sean Spence	Jr.	LB	6-0	220	Miami, Fla./Northwestern HS
86	Tommy Streeter	Soph.	WR	6-5	210	Miami, Fla./Northwestern HS
87	Andrew Tallman	Fr.	TE	6-5	245	Carthage, N.Y./Boston College HS
7	Vaughn Telemaque	Soph.	DB	6-2	207	Long Beach, Calif./Long Beach Poly HS
83	Kendal Thompkins	Soph.	WR	5-10	182	Miami, Fla./Northwestern HS
8	DeMarcus Van Dyke	Sr.	DB	6-1	185	Miami, Fla./Pace HS
35	Olivier Vernon	Soph.	DL	6-4	250	Miami, Fla./American HS
46	Clive Walford	Fr.	TE	6-5	235	Belle Glade, Fla./Glades Central HS
72	Brandon Washington	Soph.	OL	6-4	330	Miami, Fla./Milford (N.Y.) Academy
75	Jared Wheeler	R-Fr.	OL	6-5	315	Miami, Fla./American Heritage HS
16	Spencer Whipple	Jr.	QB	6-2	210	Miami, Fla./Pine Richland (Pa.) HS/UMass
71	Cory White	R-Fr.	OL	6-6	270	Orange Park, Fla./Fleming Island HS
40	Jake Wieclaw	Soph.	K	6-2	200	New Lenox, Ill./Lincoln Way Central HS
41	Travis Williams	Fr.	LB	6-3	202	Norfolk, Va./Lake Taylor HS

Additional Walk-Ons

Ben Bruneau	Soph.	WR	6-2	210	Opa-Locka, Fla./UCLA/Monsignor Pace HS
Akil Craig	Soph.	LB	6-1	200	Tampa, Fla./Jesuit HS
Cameron Dean	Fr.	K/P	6-3	245	Gulfstream, Fla./Saint Andrew's School
Ben Hopfinger	Fr.	K	6-0	188	Plantation, Fla./St. Thomas Aquinas HS
Erik Lichter	Soph.	LB	6-0	225	Coconut Grove, Fla./Northeastern/Gulliver Prep
Eduardo Lopez	Fr.	OL	6-1	315	Miami, Fla./Southwest Miami HS
Shawn O'Dare	Soph.	WR	5-10	185	Vero Beach, Fla./Vero Beach HS
David Thompson	R-Fr.	FB	5-10	250	Miami, Fla./Coral Reef HS

PRONUNCIATION GUIDE

Matt Boshier	BOSH-er
Ben Bruneau	Broo-NO
Ramon Buchanan	ray-mon
LaRon Byrd	luh-RON
Jared Campbell	JAIR-ed
Asante Cleveland	AH-sohn-tay
Graig Cooper	GREG
Akil Craig	A-KEEL
Devont'a Davis	dah-VON-tay
Dyron Dye	DYE-ron
Jonathan Feliciano	FAH-lee-see-ah-no
Joel Figueroa	Jo-el fig-er-OH-uh

Shayon Green	SHAY-on
Davon Johnson	duh-VON
Erik Lichter	LICK-ter
JoJo Nicholas	NICK-o-less
Adewale Ojomo	ad-uh-WALL-ee o-JO-mo
Levi Paalua	PAH-ah-lu-ah
Keion Payne	KEY-ahn
Micanor Regis	muh-connor REE-gis
Kylan Robinson	KIE-lin
Vaughn Telemaque	TELL-uh-mack
Olivier Vernon	OH-liv-ee-ay
Jake Wieclaw	WHY-claw

2010 NUMERICAL ROSTER

No.	Name	Class	Pos.	Ht.	Wt.	Hometown/High School/College
1	Brandon Harris	Jr.	DB	5-11	195	Miami, Fla./Booker T. Washington HS
2	Graig Cooper	Sr.	RB	6-0	205	Memphis, Tenn./Melrose HS/Milford Prep
3	Travis Benjamin	Jr.	WR	5-11	176	Belle Glade, Fla./Glades Central HS
4	Aldarius Johnson	Jr.	WR	6-3	200	Miami, Fla./Northwestern HS
5	Mike James	Soph.	RB	6-0	217	Haines City, Fla./Ridge Community HS
6	Lamar Miller	R-Fr.	RB	5-11	210	Miami, Fla./Killian HS
7	Vaughn Telemaque	Soph.	DB	6-2	207	Long Beach, Calif./Long Beach Poly HS
8	DeMarcus Van Dyke	Sr.	DB	6-1	185	Miami, Fla./Pace HS
9	Chase Ford	Jr.	TE	6-6	245	Corrigan, Texas/Kilgore JC/Corrigan-Camden
11	Alonzo Highsmith	Soph.	QB	6-0	195	Missouri City, Texas/Hightower HS
12	Jacory Harris	Jr.	QB	6-4	200	Miami, Fla./Northwestern HS
13	Ryan Hill	Sr.	DB	6-0	205	Tallahassee, Fla./Rickards HS
15	Jamal Reid	R-Fr.	DB	6-1	190	Mayo, Fla./Lafayette HS
16	Spencer Whipple	Jr.	QB	6-2	210	Miami, Fla./Pine Richland (Pa.) HS/UMass
17	Stephen Morris	Fr.	QB	6-2	183	Miami, Fla./Monsignor Pace HS
18	Devont'a Davis	Fr.	DB	6-1	175	Gainesville, Fla./Gainesville HS
19	Darion Hall	Fr.	RB	5-11	190	Naples, Fla./Lely HS
20	Damien Berry	Sr.	RB	6-0	215	Belle Glade, Fla./Glades Central HS
21	Brandon McGee	Soph.	DB	6-0	180	Plantation, Fla./Plantation HS
22	Kacy Rodgers	Fr.	DB	6-2	195	Southlake, Texas/Southlake Carroll HS
23	Eduardo Clements	Fr.	RB	5-9	190	Miami, Fla./Booker T. Washington HS
24	Storm Johnson	Fr.	RB	6-0	218	Loganville, Ga./Loganville HS
25	Matt Boshier	Sr.	P/PK	6-0	205	Jupiter, Fla./Jupiter HS
26	Ray-Ray Armstrong	Soph.	DB	6-4	215	Sanford, Fla./Seminole HS
27	Keion Payne	Fr.	DB	5-10	177	Fort Lauderdale, Fla./St. Thomas Aquinas
28	Nathan Gholston	Soph.	DB	5-7	180	Westland, Mich./Plymouth HS
29	JoJo Nicolas	Jr.	DB	6-1	205	Homestead, Fla./Homestead Senior HS
30	Patrick Hill	Sr.	FB	5-9	255	Torrance, Calif./Fairfax HS (Calif.)El Camino C.C.
31	Sean Spence	Jr.	LB	6-0	220	Miami, Fla./Northwestern HS
32	Lee Chambers	Jr.	RB	5-10	195	Coffeeville, Miss./Coffeeville HS
33	Maurice Hagens	Fr.	RB	5-11	232	Riverview, Fla./Tampa Bay Tech HS
34	C.J. Holton	Soph.	LB	6-1	230	Crawfordville, Fla./Wakulla HS
35	Olivier Vernon	Soph.	DL	6-4	250	Miami, Fla./American HS
36	Kylan Robinson	Sr.	LB	6-1	235	Anchorage, Alaska/Tampa Chamberlain HS
37	Jared Campbell	Sr.	DB	6-0	205	Aurora, Colo./Overland HS
38	Cory Nelms	Sr.	DB	6-0	195	Neptune, N.J./Neptune HS
39	Tyrone Cornileus	Fr.	LB	6-2	195	Stone Mountain, Ga./Stephenson HS
40	Jake Wieclaw	Soph.	K	6-2	200	New Lenox, Ill./Lincoln Way Central HS
43	John Calhoun	Jr.	FB	6-3	255	Micco, Fla./Sebastian River HS
44	Colin McCarthy	Sr.	LB	6-2	240	Birdsboro, Pa./Clearwater (Fla.) Central Catholic
45	Ramon Buchanan	Jr.	LB	6-1	220	Melbourne, Fla./Palm Bay HS
46	Clive Walford	Fr.	TE	6-5	235	Belle Glade, Fla./Glades Central HS
47	LaRon Byrd	Jr.	WR	6-4	215	Hahnville, La./Hahnville HS
48	Andrew Smith	Jr.	DL	6-3	245	Coconut Creek, Fla./Monarch HS
49	Dyron Dye	R-Fr.	DL	6-5	255	Sanford, Fla./Seminole HS
51	Shayon Green	R-Fr.	LB	6-3	230	Tifton, Ga./Tifton County HS
52	Kevin Nelson	Fr.	LB	6-0	213	Gainesville, Fla./Gainesville HS
53	Levi Paalua	Soph.	LB	6-2	225	Laie, Hawaii/Kahuku HS
54	Micanor Regis	Jr.	DL	6-3	305	Pahokee, Fla./Pahokee HS
55	Ben Jones	Soph.	OL	6-5	300	Miami, Fla./Northwestern HS
56	Marcus Robinson	Jr.	DL	6-1	240	Homestead, Fla./Homestead HS

No.	Name	Class	Pos.	Ht.	Wt.	Hometown/High School/College
57	Allen Bailey	Sr.	DL	6-4	285	Sapelo, Ga./McIntosh County Academy
58	Jordan Futch	Jr.	LB	6-3	240	Hollywood, Fla./Chaminade Madonna
59	James Gaines	Fr.	LB	6-3	205	Getzville, N.Y./Canisius HS
60	Chris Ivory	Jr.	LS	6-2	228	Bellevue, Fla./Bellevue HS
61	Joel Figueroa	Sr.	OL	6-6	323	Miami, Fla./North Miami HS
62	Shane McDermott	Fr.	OL	6-4	280	Lake Worth, Fla./Palm Beach Central HS
63	Tyler Horn	Jr.	OL	6-4	295	Memphis, Tenn./University HS
65	Brandon Linder	Fr.	OL	6-6	300	Southwest Ranches, Fla./St. Thomas Aquinas
66	Harland Gunn	Jr.	OL	6-2	315	Omaha, Neb./Central HS
69	Sean Goldstein	Soph.	LB	6-0	225	Dresher, Pa./Chestnut Hill Academy
70	Jonathan Feliciano	Fr.	OL	6-5	330	Davie, Fla./Western HS
71	Cory White	R-Fr.	OL	6-6	270	Orange Park, Fla./Fleming Island HS
72	Brandon Washington	Soph.	OL	6-4	330	Miami, Fla./Milford (N.Y.) Academy
73	Jermaine Barton	Fr.	OL	6-7	283	Fort Lauderdale, Fla./St. Thomas Aquinas
74	Orlando Franklin	Sr.	OL	6-7	312	Delray Beach, Fla./Atlantic HS
75	Jared Wheeler	R-Fr.	OL	6-5	315	Miami, Fla./American Heritage HS
76	Jeffrey Brown	Fr.	DL	6-3	275	Evanston, Ill./Evanston HS
77	Seantrel Henderson	Fr.	OL	6-8	355	St. Paul, Minn./Cretin-Hall Derham HS
78	Jermaine Johnson	R-Fr.	OL	6-6	330	Fort Lauderdale, Fla./Hargrave Military
79	Malcolm Bunche	Fr.	OL	6-7	328	Newark, Del./Milford (N.Y.)/Newark HS
80	Allen Hurns	Fr.	WR	6-3	180	Miami, Fla./Carol City HS
81	Davon Johnson	Soph.	WR	6-0	185	Miami, Fla./Booker T. Washington HS
82	Asante Cleveland	Fr.	TE	6-5	245	Sacramento, Calif./Christian Brothers HS
83	Kendal Thompkins	Soph.	WR	5-10	182	Miami, Fla./Northwestern HS
84	Richard Gordon	Sr.	TE	6-4	265	Miami, Fla./Norland/Milford Prep (N.Y.)
85	Leonard Hankerson	Sr.	WR	6-3	205	Fort Lauderdale, Fla./St. Thomas Aquinas
86	Tommy Streeeter	Soph.	WR	6-5	210	Miami, Fla./Northwestern HS
87	Andrew Tallman	Fr.	TE	6-5	245	Carthage, N.Y./Boston College HS
88	Billy Sanders	R-Fr.	TE	6-4	248	Phoenix, Ariz./Brophy College Preparatory
91	Travis Williams	Fr.	LB	6-3	202	Norfolk, Va./Lake Taylor HS
92	Josh Holmes	Sr.	DL	6-0	280	San Diego, Calif./Point Loma HS
93	Luther Robinson	R-Fr.	DL	6-3	295	Fort Pierce, Fla./Westwood HS
94	Kelvin Cain	Fr.	LB	6-3	226	Clovis, Calif./Buchanan HS
95	David Perry	Fr.	DL	6-7	230	Pembroke Pines, Fla./University School
96	Curtis Porter	Soph.	DL	6-1	315	Charlotte, N.C./Victory Christian HS
97	Adewale Ojomo	Jr.	DL	6-4	260	Hialeah, Fla./Hialeah HS
98	Jeremy Lewis	Jr.	DL	6-4	310	West Palm Beach, Fla./Palm Beach Lakes
99	Marcus Forston	Soph.	DL	6-3	305	Miami, Fla./Northwestern HS

Additional Walk-Ons

Ben Bruneau	Soph.	WR	6-2	210	Opa-Locka, Fla./UCLA/Monsignor Pace HS
Akil Craig	Soph.	LB	6-1	200	Tampa, Fla./Jesuit HS
Cameron Dean	Fr.	K/P	6-3	245	Gulfstream, Fla./Saint Andrew's School
Ben Hopfinger	Fr.	K	6-0	188	Plantation, Fla./St. Thomas Aquinas HS
Erik Lichter	Soph.	LB	6-0	225	Coconut Grove, Fla./Northeastern/Gulliver Prep
Eduardo Lopez	Fr.	OL	6-1	315	Miami, Fla./Southwest Miami HS
Shawn O'Dare	Soph.	WR	5-10	185	Vero Beach, Fla./Vero Beach HS
David Thompson	R-Fr.	FB	5-10	250	Miami, Fla./Coral Reef HS

DEPTH CHART

OFFENSE

WR	3	TRAVIS BENJAMIN (5-11, 176, JR.)
	47	LaRon Byrd (6-4, 215, Jr.)
LT	74	ORLANDO FRANKLIN (6-7, 312, SR.)
	55	Ben Jones (6-5, 300, Soph.)
LG	66	HARLAND GUNN (6-2, 315, JR.)
	65	Brandon Linder (6-6, 300, Fr.)
C	63	TYLER HORN (6-4, 295, JR.)
	65	Brandon Linder (6-6, 300, Fr.)
RG	72	BRANDON WASHINGTON (6-4, 330, SOPH.)
	66	Harland Gunn (6-2, 315, Jr.)
RT	77	SEANTREL HENDERSON (6-8, 355, FR.)
	78	Jermaine Johnson (6-6, 330, R-Fr.)
TE	84	RICHARD GORDON (6-4, 265, SR.)
	82	Asante Cleveland (6-5, 245, Fr.)
	9	Chase Ford (6-6, 245, Jr.)
WR	85	LEONARD HANKERSON (6-3, 205, SR.)
	4	Aldarius Johnson (6-3, 200, Jr.)
QB	12	JACORY HARRIS (6-4, 200, JR.)
	<i>or</i> 17	STEPHEN MORRIS (6-2, 183, FR.)
	16	Spencer Whipple (6-2, 210, Jr.)
HB	20	DAMIEN BERRY (6-0, 215, SR.)
	6	Lamar Miller (5-11, 210, R-Fr.)
	5	Mike James (6-0, 217, Soph.)
FB	30	PATRICK HILL (5-9, 255, SR.)
	5	Mike James (6-0, 217, Soph.)

DEFENSE

LE	57	ALLEN BAILEY (6-4, 285, SR.)
	56	Marcus Robinson (6-1, 240, Jr.)
LT	54	MICANOR REGIS (6-3, 305, JR.)
	93	Luther Robinson (6-3, 295, R-Fr.)
RT	99	MARCUS FORSTON (6-3, 305, R-SOPH.)
	92	Josh Holmes (6-0, 280, Sr.)
RE	97	ADEWALE OJOMO (6-4, 260, JR.)
	<i>or</i> 35	OLIVIER VERNON (6-4, 250, SOPH.)
	48	Andrew Smith (6-3, 245, Jr.)
SLB	45	RAMON BUCHANAN (6-1, 220, JR.)
	36	Kylan Robinson (6-1, 235, Sr.)
MLB	44	COLIN MCCARTHY (6-2, 240, SR.)
	94	Kelvin Cain (6-3, 226, Fr.)
WLB	31	SEAN SPENCE (6-0, 220, JR.)
	58	Jordan Futch (6-3, 240, Jr.)
	59	James Gaines (6-3, 205, Fr.)
LCB	13	RYAN HILL (6-0, 205, SR.)
	8	DeMarcus Van Dyke (6-1, 185, Sr.)
RCB	1	BRANDON HARRIS (5-11, 195, JR.)
	21	Brandon McGee (6-0, 180, Soph.)
SS	29	JOJO NICOLAS (6-1, 205, JR.)
	26	Ray-Ray Armstrong (6-4, 215, Soph.)
FS	7	VAUGHN TELEMAQUE (6-2, 207, SOPH.)
	37	Jared Campbell (6-0, 205, Sr.)

SPECIAL TEAMS

PK	25	MATT BOSHER (6-0, 205, SR.)
	40	Jake Wieclaw (6-2, 198, Soph.)
KO	25	MATT BOSHER (6-0, 205, SR.)
	40	Jake Wieclaw (6-2, 198, Soph.)
P	25	MATT BOSHER (6-0, 205, SR.)
	40	Jake Wieclaw (6-2, 198, Soph.)
H	16	SPENCER WHIPPLE (6-2, 210, JR.)
LS	60	CHRIS IVORY (6-2, 227, JR.)
	88	Billy Sanders (6-4, 248, R-Fr.)

PR	2	GRAIG COOPER (6-0, 205, SR.)
	3	Travis Benjamin (5-11, 176, Jr.)
	6	Lamar Miller (5-11, 210, R-Fr.)
KOR	23	EDUARDO CLEMENTS (5-9, 190, FR.)
	24	Storm Johnson (6-0, 218, Fr.)
KOR	2	GRAIG COOPER (6-0, 205, SR.)
	6	Lamar Miller (5-11, 210, R-Fr.)

LAST TIME IT HAPPENED

Kickoff Return For TD	By Hurricane: Lamar Miller at Ohio State, 9/11/10, 88 yards, OSU 36-24 By Opponent: C.J. Spiller, Clemson, 10/24/09, 90 yards, Clemson 40-37 (OT)
Punt Return For TD	By Hurricane: Travis Benjamin at Ohio State, 9/11/10, 79 yards, OSU 36-24 By Opponent: Ricky Hall, Virginia Tech, 11/13/99, 64 yards, VT 43-10
Blocked Punt Return For TD	By Hurricane: Quadtrine Hill vs. North Carolina, 10/29/05, recovered in end zone, blocked by Quadtrine Hill, UM 34-16 By Opponent: Bill Schautz, Virginia, 11/07/09, 20 yard return, blocked by Trey Womack, UM 52-17
Interception Return For TD	By Hurricane: Darryl Sharpton vs. Duke, 11/21/09, 73 yards, UM 34-16 By Opponent: Alex Wujciak, Maryland, 11/7/10, 60 yards, UM 26-20
Fumble Return For TD	By Hurricane: Marcus Robinson vs. Clemson, 9/20/08, 10/24/09, 53 yards, Clemson 40-37 (OT) By Opponent: Chris Cook, Virginia, 11/10/07, 44 yards, VA 48-0
Safety Recorded	By Hurricanes: vs. Georgia Tech, 9/17/09, Bad snap, Chandler Anderson kicks ball out of end zone, UM 33-17 By Opponent: at Florida, 9/6/08, Matt Boshier punt blocked out of the endzone, UF 26-3
Shutout at Home	By Hurricanes: vs. Florida A&M, 9/2/10, UM 45-0 By Opponent: vs. Virginia, 11/10/07, VA 48-0
Shutout On Road	By Hurricanes: at Syracuse, 11/18/00, UM 26-0 By Opponent: at Florida State, 10/4/97, FSU 47-0
Blocked Punt	By Hurricane: Richard Gordon vs. UCF, 10/11/08, UM 20-14 By Opponent: Trey Womack, Virginia, 11/08/09, UM 52-17
Blocked Field Goal	By Hurricane: Thomas Carroll vs. Florida, 12/31/04, UM 27-10 By Opponent: Devon Torrence, Ohio State, blocked 39-yard attempt, 9/11/10, OSU 36-24
Missed Extra Point	By Hurricanes: Matt Boshier, vs. Maryland, blocked, 11/6/10, UM 26-20 By Opponent: Dustin Hopkins, FSU, 9/7/09, UM 38-34
100-Yard Rushing-Game	By Hurricane: Lamar Miller, vs. Virginia Tech, 163 yards, 11/20/10, VT 31-17 By Opponent: Moise Plancher, USF, 101 yards, 11/27/10, USF 23-20 (OT)
200-Yard Rushing-Game	By Hurricane: Willis McGahee vs. Virginia Tech, 205 yards, 39 carries, 12/7/02, UM 56-45 By Opponent: Tashard Choice, Georgia Tech, 204 yards, 37 carries, 10/13/07, GT 17-14
300-Yard Passing-Game	By Hurricane: Jacory Harris vs. Duke, 348 yards, 11/21/09, 25 of 43, UM 34-16 By Opponent: Riley Skinner, Wake Forest, 10/31/09, 349 yards, 29 of 43, UM 28-27
400-Yard Passing-Game	By Hurricane: Ken Dorsey at West Virginia, 10/26/02, 422 yards, 22 of 36, UM 40-23 By Opponent: Luke McCown, Louisiana Tech, 10/28/00, 418 yards, 42 of 72, UM 42-31
500-Yard Passing-Game	By Hurricane: None By Opponent: Cade McNown, UCLA, 12/5/98, 513 yards, 26 of 35, UM 49-45
100-199 Yard Receiving-Game	By Hurricane: Leonard Hankerson vs. USF, 127 yards, 11/27/10, USF 23-20 (OT) By Opponent: C.J. Spiller, Clemson, 10/24/09, 104 yards, 6 receptions, Clemson 40-37 (OT)
200+Yard Receiving-Game	By Hurricane: Wesley Carroll vs. California, 9/15/90, 208 yards, 11 receptions, UM 52-24 By Opponent: Gerard Phelan, Boston College, 11/23/84, 226 yards, 11 receptions, BC 47-45
60-69 Yard Punt	By Hurricane: Matt Boshier at Virginia, 62 yards, 10/30/10, UVa 24-19 By Opponent: Durant Brooks, Georgia Tech, 10/28/06, 63 yards, GT 30-23
70+Yard Punt	By Hurricane: Matt Boshier at Duke, 10/18/08, 76 yards, UM 49-31 By Opponent: Ben Arndt, Georgia Tech, 11/19/05, 78 yards, GT 14-10
50+Yard Field Goal	By Hurricane: Matt Boshier at Ohio State, 9/11/10, 51 yards, OSU 36-24 By Opponent: Dustin Hopkins, Florida State, 9/7/09, 52 yards, FSU 38-34
Four Field Goals-Game	By Hurricane: Jon Peattie vs. West Virginia, 10/2/03, (22, 32, 43, 30, 23), UM 22-20 By Opponent: Casey Barth, UNC, 11/14/09 (22, 42, 32, 33), NC 33-27
Five Field Goals-Game	By Hurricane: Jon Peattie vs. West Virginia, 10/2/03, (22, 32, 43, 30, 23), UM 22-20 By Opponent: Devin Barclay, Ohio State, 9/11/10 (24, 41, 21, 24, 24), OSU 36-24
Three TDs-Game	By Hurricane: Leonard Hankerson, 10/2/10 (22 rec, 65 rec, 7 rec), UM 30-21 By Opponent: Kyle Parker, Clemson, 10/24/09 (15 pass, 56 pass, 26 pass), Clemson 40-37 (OT)
Three Rushing TDs-Game	By Hurricane: Tyrone Moss vs. North Carolina, 10/29/05 (1 run, 1 run, 4 run, 15 run), UM 34-16 By Opponent: Reggie Merriweather, Clemson, 11/6/04 (27, 1, 2), Clemson (24-17 (OT)
Four Rushing TDs-Game	By Hurricane: Tyrone Moss vs. North Carolina, 10/29/05 (1 run, 1 run, 4 run, 15 run), UM 34-16 By Opponent: Antone Smith, Florida State, 2008, (19, 2, 5, 20), FSU 41-39
Three Passing TDs-Game	By Hurricane: Jacory Harris vs. UNC, 10/23/10 (6 pass, 24 pass, 19 pass), UM 33-10 By Opponent: Kyle Parker, Clemson, 10/24/09 (15 pass, 56 pass, 26 pass), Clemson 40-37 (OT)
Five Passing TDs-Game	By Hurricane: (5) Kyle Wright at Wake Forest, 11/12/05, (64, 11, 15, 76, 10), UM 47-17 (4) Jacory Harris at Duke, 10/18/08, (9, 6, 25, 10), UM 49-31 By Opponent: (5) Cade McNown, UCLA, 12/5/98, (77, 7, 14, 61, 59), UM 49-45 and (5) Sam Bradford, Oklahoma, 9/8/07 (23, 24, 6, 30, 9), OU 51-13
Three Receiving TDs-Game	By Hurricane: Leonard Hankerson, 10/2/10 (22, 65, 7), UM 30-21 By Opponent: Malcolm Kelly, Oklahoma, 9/8/07 (23 pass, 24 pass, 30 pass), OU 51-13



2010 University of Miami Football
Miami (Fla.) Overall Team Statistics (as of Dec 21, 2010)
All games



Team Statistics	UM	OPP
SCORING	325	236
Points Per Game	27.1	19.7
FIRST DOWNS	268	196
Rushing	117	96
Passing	133	84
Penalty	18	16
RUSHING YARDAGE	2285	2050
Yards gained rushing	2540	2524
Yards lost rushing	255	474
Rushing Attempts	469	498
Average Per Rush	4.9	4.1
Average Per Game	190.4	170.8
TDs Rushing	19	19
PASSING YARDAGE	2786	1756
Comp-Att-Int	214-403-23	148-299-16
Average Per Pass	6.9	5.9
Average Per Catch	13.0	11.9
Average Per Game	232.2	146.3
TDs Passing	19	7
TOTAL OFFENSE	5071	3806
Total Plays	872	797
Average Per Play	5.8	4.8
Average Per Game	422.6	317.2
KICK RETURNS: #-Yards	37-721	50-1075
PUNT RETURNS: #-Yards	32-154	21-186
INT RETURNS: #-Yards	16-155	23-394
KICK RETURN AVERAGE	19.5	21.5
PUNT RETURN AVERAGE	4.8	8.9
INT RETURN AVERAGE	9.7	17.1
FUMBLES-LOST	19-9	18-12
PENALTIES-Yards	97-803	78-648
Average Per Game	66.9	54.0
PUNTS-Yards	55-2434	73-3045
Average Per Punt	44.3	41.7
Net punt average	38.7	38.2
TIME OF POSSESSION/Game	28:39	31:21
3RD-DOWN Conversions	69/174	60/178
3rd-Down Pct	40%	34%
4TH-DOWN Conversions	8/20	4/10
4th-Down Pct	40%	40%
SACKS BY-Yards	37-241	15-104
MISC YARDS	0	0
TOUCHDOWNS SCORED	42	27
FIELD GOALS-ATTEMPTS	12-16	16-20
ON-SIDE KICKS	1-1	1-1
RED-ZONE SCORES	(38-50) 76%	(32-46) 70%
RED-ZONE TOUCHDOWNS	(28-50) 56%	(18-46) 39%
PAT-ATTEMPTS	(35-40) 88%	(26-26) 100%
ATTENDANCE	315452	357933
Games/Avg Per Game	6/52575	6/59656
Neutral Site Games		0/0

Score by Quarters	1st	2nd	3rd	4th	OT	Total
Miami (Fla.)	62	100	82	78	3	325
Opponents	30	94	55	51	6	236



2010 University of Miami Football
Miami (Fla.) Overall Individual Statistics (as of Dec 21, 2010)
All games



Rushing	gp-gs	att	gain	loss	net	avg	td	lg	avg/g
Damien Berry	11-10	181	896	31	865	4.8	5	42	78.6
Lamar Miller	10-1	103	656	23	633	6.1	6	47	63.3
Mike James	12-2	66	394	10	384	5.8	3	32	32.0
Graig Cooper	9-1	35	174	9	165	4.7	1	20	18.3
Storm Johnson	9-0	7	103	4	99	14.1	1	71	11.0
Stephen Morris	5-4	20	93	25	68	3.4	1	16	13.6
Travis Benjamin	12-8	3	55	11	44	14.7	0	36	3.7
Eduardo Clements	11-0	8	33	1	32	4.0	0	11	2.9
Jacory Harris	9-8	29	123	96	27	0.9	2	29	3.0
Patrick Hill	11-6	1	5	0	5	5.0	0	5	0.5
Ray-Ray Armstrong	12-3	1	0	0	0	0.0	0	0	0.0
Alonzo Highsmith	2-0	2	8	9	-1	-0.5	0	8	-0.5
Spencer Whipple	12-0	2	0	2	-2	-1.0	0	0	-0.2
Kendal Thompkins	10-1	1	0	6	-6	-6.0	0	0	-0.6
TEAM	11-0	10	0	28	-28	-2.8	0	0	-2.5
Total	12	469	2540	255	2285	4.9	19	71	190.4
Opponents	12	498	2524	474	2050	4.1	19	90	170.8

Passing	gp-gs	effic	comp-att-int	pct	yds	td	lg	avg/g
Jacory Harris	9-8	119.28	144-263-12	54.8	1756	14	65	195.1
Stephen Morris	5-4	117.48	60-120-8	50.0	958	5	79	191.6
Spencer Whipple	12-0	54.47	6-12-2	50.0	54	0	12	4.5
Alonzo Highsmith	2-0	50.17	4-7-1	57.1	18	0	11	9.0
Graig Cooper	9-1	0.00	0-1-0	0.0	0	0	0	0.0
Total	12	115.32	214-403-23	53.1	2786	19	79	232.2
Opponents	12	95.85	148-299-16	49.5	1756	7	62	146.3

Receiving	gp-gs	no.	yds	avg	td	lg	avg/g
Leonard Hankerson	12-10	66	1085	16.4	12	79	90.4
Travis Benjamin	12-8	40	699	17.5	3	60	58.2
LaRon Byrd	12-5	37	394	10.6	1	40	32.8
Aldarius Johnson	12-3	15	157	10.5	0	17	13.1
Damien Berry	11-10	9	93	10.3	1	32	8.5
Lamar Miller	10-1	9	64	7.1	0	17	6.4
Mike James	12-2	9	42	4.7	1	18	3.5
Asante Cleveland	7-0	7	95	13.6	0	25	13.6
Graig Cooper	9-1	6	28	4.7	0	11	3.1
Chase Ford	8-1	5	59	11.8	1	22	7.4
Richard Gordon	11-7	5	26	5.2	0	11	2.4
Patrick Hill	11-6	3	30	10.0	0	20	2.7
Eduardo Clements	11-0	1	9	9.0	0	9	0.8
Kendal Thompkins	10-1	1	5	5.0	0	8	0.5
Cory White	2-0	1	0	0.0	0	0	0.0
Total	12	214	2786	13.0	19	79	232.2
Opponents	12	148	1756	11.9	7	62	146.3

Punt Returns	no.	yds	avg	td	lg
Travis Benjamin	21	106	5.0	1	79
Graig Cooper	8	32	4.0	0	13
Lamar Miller	3	16	5.3	0	15
Total	32	154	4.8	1	79
Opponents	21	186	8.9	0	29

Interceptions	no.	yds	avg	td	lg
Ryan Hill	3	2	0.7	0	2
Vaughn Telemaque	3	0	0.0	0	0
Ray-Ray Armstrong	3	41	13.7	1	22
DeMarcus Van Dyke	2	74	37.0	0	74
Colin McCarthy	1	13	13.0	0	13
Ramon Buchanan	1	3	3.0	0	3
Marcus Forston	1	0	0.0	0	0
Brandon Harris	1	0	0.0	0	0
Micanor Regis	1	22	22.0	1	22
Total	16	155	9.7	2	74
Opponents	23	394	17.1	1	80

Kick Returns	no.	yds	avg	td	lg
Eduardo Clements	10	195	19.5	0	29
Graig Cooper	10	161	16.1	0	34
Storm Johnson	8	169	21.1	0	31
Lamar Miller	5	167	33.4	1	88
TEAM	1	0	0.0	0	0
Kylan Robinson	1	5	5.0	0	5
Aldarius Johnson	1	11	11.0	0	11
Patrick Hill	1	13	13.0	0	13
Total	37	721	19.5	1	88
Opponents	50	1075	21.5	0	55

Fumble Returns	no.	yds	avg	td	lg
Total	0	0	0.0	0	0
Opponents	2	41	20.5	0	36



**2010 University of Miami Football
Miami (Fla.) Overall Individual Statistics (as of Dec 21, 2010)
All games**



Scoring	td	fg	PAT				dxd	saf	pts
			kick	rush	rcv	pass			
Leonard Hankerson	12	-	-	-	-	-	-	72	
Matt Boshier	-	12-16	35-38	-	-	-	-	71	
Lamar Miller	7	-	-	1-1	-	-	-	44	
Damien Berry	6	-	-	-	-	-	-	36	
Mike James	4	-	-	-	-	-	-	24	
Travis Benjamin	4	-	-	-	-	-	-	24	
Jacory Harris	2	-	-	-	-	-	-	12	
Chase Ford	1	-	-	-	-	-	-	6	
Storm Johnson	1	-	-	-	-	-	-	6	
LaRon Byrd	1	-	-	-	-	-	-	6	
Graig Cooper	1	-	-	-	-	-	-	6	
Micanor Regis	1	-	-	-	-	-	-	6	
Stephen Morris	1	-	-	-	-	0-1	-	6	
Ray-Ray Armstrong	1	-	-	-	-	-	-	6	
TEAM	-	-	0-2	-	-	-	-	0	
Total	42	12-16	35-40	1-1	-	0-1	-	325	
Opponents	27	16-20	26-26	-	-	-	-	236	

Total Offense	g	plays	rush	pass	total	avg/g
Jacory Harris	9	292	27	1756	1783	198.1
Stephen Morris	5	140	68	958	1026	205.2
Damien Berry	11	181	865	0	865	78.6
Lamar Miller	10	103	633	0	633	63.3
Mike James	12	66	384	0	384	32.0
Graig Cooper	9	36	165	0	165	18.3
Storm Johnson	9	7	99	0	99	11.0
Spencer Whipple	12	14	-2	54	52	4.3
Travis Benjamin	12	3	44	0	44	3.7
Eduardo Clements	11	8	32	0	32	2.9
Alonzo Highsmith	2	9	-1	18	17	8.5
Patrick Hill	11	1	5	0	5	0.5
Kendal Thompkins	10	1	-6	0	-6	-0.6
TEAM	11	10	-28	0	-28	-2.5
Total	12	872	2285	2786	5071	422.6
Opponents	12	797	2050	1756	3806	317.2

Field Goals	fg	pct.	01-19	20-29	30-39	40-49	50-99	lg	blk
Matt Boshier	12-16	75.0	1-1	4-4	6-8	0-2	1-1	51	1

FG Sequence	Miami (Fla.)	Opponents
Florida A&M	(24)	50,50
Ohio State	(51),46,39	(24),(41),(21),(24),(24),32
PITT	(28)	52,(27)
Clemson	(29)	-
Florida State	32,(36)	(38)
Duke	-	(25),(43)
North Carolina	(38),(34)	(19)
Virginia	-	(32)
Maryland	(33),(31)	(27),(23)
Georgia Tech	-	(38)
Virginia Tech	(34),47	(49)
USF	(18),(28)	(21)

Punting	no.	yds	avg	lg	tb	fc	i20	50+	blk
Matt Boshier	55	2434	44.3	62	6	17	19	17	0
Total	55	2434	44.3	62	6	17	19	17	0
Opponents	73	3045	41.7	62	5	10	22	16	0

Kickoffs	no.	yds	avg	tb	ob	retn	net	ydln
Matt Boshier	64	4089	63.9	14	0			
Total	64	4089	63.9	14	0	21.5	42.7	27
Opponents	51	3193	62.6	9	2	19.5	44.9	25

Numbers in (parentheses) indicate field goal was made.



2010 University of Miami Football
Miami (Fla.) Overall Individual Statistics (as of Dec 21, 2010)
All games



All Purpose	g	rush	rcv	pr	kr	ir	total	avg/g
Leonard Hanker	12	0	1085	0	0	0	1085	90.4
Damien Berry	11	865	93	0	0	0	958	87.1
Lamar Miller	10	633	64	16	167	0	880	88.0
Travis Benjamin	12	44	699	106	0	0	849	70.8
Mike James	12	384	42	0	0	0	426	35.5
LaRon Byrd	12	0	394	0	0	0	394	32.8
Graig Cooper	9	165	28	32	161	0	386	42.9
Storm Johnson	9	99	0	0	169	0	268	29.8
Eduardo Clemen	11	32	9	0	195	0	236	21.5
Aldarius Johnso	12	0	157	0	11	0	168	14.0
Asante Clevelan	7	0	95	0	0	0	95	13.6
DeMarcus Van	12	0	0	0	0	74	74	6.2
Stephen Morris	5	68	0	0	0	0	68	13.6
Chase Ford	8	0	59	0	0	0	59	7.4
Patrick Hill	11	5	30	0	13	0	48	4.4
Ray-Ray Armstr	12	0	0	0	0	41	41	3.4
Jacory Harris	9	27	0	0	0	0	27	3.0
Richard Gordon	11	0	26	0	0	0	26	2.4
Micanor Regis	11	0	0	0	0	22	22	2.0
Colin McCarthy	11	0	0	0	0	13	13	1.2
Kylan Robinson	12	0	0	0	5	0	5	0.4
Ramon Buchana	12	0	0	0	0	3	3	0.2
Ryan Hill	12	0	0	0	0	2	2	0.2
Kendal Thompki	10	-6	5	0	0	0	-1	-0.1
Alonzo Highsmi	2	-1	0	0	0	0	-1	-0.5
Spencer Whipl	12	-2	0	0	0	0	-2	-0.2
TEAM	11	-28	0	0	0	0	-28	-2.5
Total	12	2285	2786	154	721	155	6101	508.4
Opponents	12	2050	1756	186	1075	394	5461	455.1



2010 University of Miami Football
Miami (Fla.) Overall Defensive Statistics (as of Dec 21, 2010)
All games



##	Defensive Leaders	gp-gs	Tackles				tfl/yds	Sacks no-yds	Pass defense			Fumbles		blkd	
			ua	a	tot				int-yds	brup	qbh	rcv-yds	ff	kick	saf
44	Colin McCarthy	11-11	45	60	105	9.0-35	1.0-10	1-13	1	4	1-0	1	.	.	
31	Sean Spence	12-12	56	45	101	17.0-61	2.5-21	.	6	.	1-0	2	.	.	
26	Ray-Ray Armstrong	12-3	42	29	71	4.5-10	.	3-41	3	1	1-0	.	.	.	
7	Vaughn Telemaque	12-12	31	22	53	1.0-1	.	3-0	3	.	3-0	.	.	.	
45	Ramon Buchanan	12-9	31	19	50	5.5-18	.	1-3	
13	Ryan Hill	12-10	27	20	47	2.0-5	.	3-2	8	
57	Allen Bailey	12-12	21	22	43	11.0-50	7.0-34	.	1	3	
1	Brandon Harris	12-12	28	13	41	1.0-4	.	1-0	8	
54	Micanor Regis	11-9	17	18	35	7.0-25	3.0-17	1-22	1	2	
97	Adewale Ojomo	12-2	20	14	34	7.5-39	5.0-35	.	1	1	1-0	.	.	.	
35	Olivier Vernon	12-10	21	12	33	10.0-61	6.0-50	.	.	1	
99	Marcus Forston	12-11	13	18	31	9.0-20	3.0-5	1-0	.	2	
29	JoJo Nicolas	12-9	14	17	31	1.5-2	.	.	1	
56	Marcus Robinson	10-0	9	10	19	5.0-35	2.5-20	.	1	3	.	1	.	.	
8	DeMarcus Van Dyke	12-3	10	9	19	1.0-2	.	2-74	5	.	1-0	1	.	.	
21	Brandon McGee	9-0	8	5	13	.	.	.	2	
94	Kelvin Cain	9-1	9	3	12	1.0-8	1.0-8	.	.	2	1-0	1	.	.	
36	Kylan Robinson	12-1	7	4	11	1.0-1	1-0	.	.	.	
48	Andrew Smith	10-0	6	5	11	4.0-21	3.0-18	.	.	2	.	1	.	.	
58	Jordan Futch	11-0	6	3	9	
92	Josh Holmes	8-4	4	4	8	2.0-10	1.0-7	
39	Tyrone Cornileus	9-0	3	3	6	
23	Eduardo Clements	11-0	3	2	5	
38	Cory Nelms	10-0	1	4	5	.	.	.	1	
37	Jared Campbell	9-0	3	1	4	1.0-11	1-0	1	.	.	
80	Allen Hurns	9-0	3	1	4	
86	Tommy Streeter	8-0	4	.	4	
74	Orlando Franklin	12-11	4	.	4	
34	C.J. Holton	11-0	2	1	3	
3	Travis Benjamin	12-8	3	.	3	
TM	TEAM	11-0	3	.	3	2.0-16	2.0-16	
22	Kacy Rodgers	3-0	1	2	3	
72	Brandon Washington	12-12	2	.	2	
32	Lee Chambers	8-0	1	1	2	
93	Luther Robinson	9-0	1	1	2	
5	Mike James	12-2	2	.	2	
25	Matt Boshier	12-0	2	.	2	
85	Leonard Hankerson	12-10	2	.	2	
47	LaRon Byrd	12-5	1	.	1	
2	Graig Cooper	9-1	1	.	1	
96	Curtis Porter	1-0	.	1	1	
24	Storm Johnson	9-0	.	1	1	
20	Damien Berry	11-10	1	.	1	
28	Nathan Gholston	6-0	1	.	1	
59	James Gaines	5-0	.	1	1	
60	Chris Ivory	11-0	.	1	1	
51	Shayon Green	2-0	1	.	1	
63	Tyler Horn	11-11	1	.	1	
81	Davon Johnson	2-0	.	1	1	
17	Stephen Morris	5-4	1	.	1	
	Total	12	472	373	845	103-435	37-241	16-155	42	21	11-0	8	.	.	
	Opponents	12	512	311	823	60-265	15-104	23-394	57	21	9-41	11	3	.	



2010 University of Miami Football Miami (Fla.) Combined Team Statistics (as of Dec 21, 2010) All games



Date	Opponent	Score	Att.
Sep 02, 2010	FLORIDA A&M	W 45-0	53674
Sep 11, 2010	at #2 Ohio State	L 24-36	105454
Sep 23, 2010	at PITT	W 31-3	58115
* Oct 02, 2010	at Clemson	W 30-21	81500
* Oct 09, 2010	FLORIDA STATE	L 17-45	75115
* Oct 16, 2010	at Duke	W 28-13	25911
* Oct 23, 2010	NORTH CAROLINA	W 33-10	43584
* Oct 30, 2010	at Virginia	L 19-24	39528
* Nov 06, 2010	MARYLAND	W 26-20	55434
* Nov 13, 2010	at Georgia Tech	W 35-10	47425
* Nov 20, 2010	#14 VIRGINIA TECH	L 17-31	46497
Nov 27, 2010	USF	L 20-23	41148

Record:	Overall	Home	Away	Neutral
All games	7-5	3-3	4-2	0-0
Conference	5-3	2-2	3-1	0-0
Non-Conference	2-2	1-1	1-1	0-0

Team Statistics	UM	OPP
FIRST DOWNS	268	196
Rushing	117	96
Passing	133	84
Penalty	18	16
RUSHING YARDAGE	2285	2050
Rushing Attempts	469	498
Average Per Rush	4.9	4.1
Average Per Game	190.4	170.8
TDs Rushing	19	19
PASSING YARDAGE	2786	1756
Comp-Att-Int	214-403-23	148-299-16
Average Per Pass	6.9	5.9
Average Per Catch	13.0	11.9
Average Per Game	232.2	146.3
TDs Passing	19	7
TOTAL OFFENSE	5071	3806
Average Per Play	5.8	4.8
Average Per Game	422.6	317.2
KICK RETURNS: #-Yards	37-721	50-1075
PUNT RETURNS: #-Yards	32-154	21-186
INT RETURNS: #-Yards	16-155	23-394
FUMBLES-LOST	19-9	18-12
PENALTIES-Yards	97-803	78-648
PUNTS-AVG	55-44.3	73-41.7
TIME OF POSSESSION/Game	28:39	31:21
3RD-DOWN Conversions	69/174	60/178
4TH-DOWN Conversions	8/20	4/10

Rushing	gp-gs	att	gain	loss	net	avg	td	lg	avg/g
Damien Berry	11-10	181	896	31	865	4.8	5	42	78.6
Lamar Miller	10-1	103	656	23	633	6.1	6	47	63.3
Mike James	12-2	66	394	10	384	5.8	3	32	32.0
Graig Cooper	9-1	35	174	9	165	4.7	1	20	18.3
Storm Johnson	9-0	7	103	4	99	14.1	1	71	11.0
Stephen Morris	5-4	20	93	25	68	3.4	1	16	13.6
Travis Benjamin	12-8	3	55	11	44	14.7	0	36	3.7
Eduardo Clements	11-0	8	33	1	32	4.0	0	11	2.9
Jacory Harris	9-8	29	123	96	27	0.9	2	29	3.0
Patrick Hill	11-6	1	5	0	5	5.0	0	5	0.5
Ray-Ray Armstrong	12-3	1	0	0	0	0.0	0	0	0.0
Alonzo Highsmith	2-0	2	8	9	-1	-0.5	0	8	-0.5
Spencer Whipple	12-0	2	0	2	-2	-1.0	0	0	-0.2
Kendal Thompkins	10-1	1	0	6	-6	-6.0	0	0	-0.6
TEAM	11-0	10	0	28	-28	-2.8	0	0	-2.5
Total	12	469	2540	255	2285	4.9	19	71	190.4
Opponents	12	498	2524	474	2050	4.1	19	90	170.8

Passing	gp-gs	effic	comp-att-int	pct	yds	td	lg	avg/g
Jacory Harris	9-8	119.28	144-263-12	54.8	1756	14	65	195.1
Stephen Morris	5-4	117.48	60-120-8	50.0	958	5	79	191.6
Spencer Whipple	12-0	54.47	6-12-2	50.0	54	0	12	4.5
Alonzo Highsmith	2-0	50.17	4-7-1	57.1	18	0	11	9.0
Graig Cooper	9-1	0.00	0-1-0	0.0	0	0	0	0.0
Total	12	115.32	214-403-23	53.1	2786	19	79	232.2
Opponents	12	95.85	148-299-16	49.5	1756	7	62	146.3

Interceptions	no.	yds	avg	td	lg
Vaughn Telemaque	3	0	0.0	0	0
Ray-Ray Armstrong	3	41	13.7	1	22
Ryan Hill	3	2	0.7	0	2
DeMarcus Van Dyke	2	74	37.0	0	74
Micanor Regis	1	22	22.0	1	22
Marcus Forston	1	0	0.0	0	0
Colin McCarthy	1	13	13.0	0	13
Ramon Buchanan	1	3	3.0	0	3
Brandon Harris	1	0	0.0	0	0

Punting	no.	yds	avg	lg	tb	fc	i20	50+	blk
Matt Boshier	55	2434	44.3	62	6	17	19	17	0

Punt Returns	no.	yds	avg	td	lg
Travis Benjamin	21	106	5.0	1	79
Graig Cooper	8	32	4.0	0	13
Lamar Miller	3	16	5.3	0	15
Total	32	154	4.8	1	79
Opponents	21	186	8.9	0	29

Kick Returns	no.	yds	avg	td	lg
Eduardo Clements	10	195	19.5	0	29
Graig Cooper	10	161	16.1	0	34
Storm Johnson	8	169	21.1	0	31
Lamar Miller	5	167	33.4	1	88
Patrick Hill	1	13	13.0	0	13
Kylan Robinson	1	5	5.0	0	5
TEAM	1	0	0.0	0	0
Aldarius Johnson	1	11	11.0	0	11
Total	37	721	19.5	1	88
Opponents	50	1075	21.5	0	55

All Purpose	g	rush	rcv	pr	kr	ir	total	avg/g
Leonard Hankerson	12	0	1085	0	0	0	1085	90.4
Damien Berry	11	865	93	0	0	0	958	87.1
Lamar Miller	10	633	64	16	167	0	880	88.0
Travis Benjamin	12	44	699	106	0	0	849	70.8
Mike James	12	384	42	0	0	0	426	35.5
Total	12	2285	2786	154	721	155	6101	508.4
Opponents	12	2050	1756	186	1075	394	5461	455.1

Total Offense	g	plays	rush	pass	total	avg/g
Jacory Harris	9	292	27	1756	1783	198.1

Receiving	gp-gs	no.	yds	avg	td	lg	avg/g
Leonard Hankerson	12-10	66	1085	16.4	12	79	90.4
Travis Benjamin	12-8	40	699	17.5	3	60	58.2
LaRon Byrd	12-5	37	394	10.6	1	40	32.8
Aldarius Johnson	12-3	15	157	10.5	0	17	13.1
Damien Berry	11-10	9	93	10.3	1	32	8.5
Lamar Miller	10-1	9	64	7.1	0	17	6.4
Mike James	12-2	9	42	4.7	1	18	3.5
Asante Cleveland	7-0	7	95	13.6	0	25	13.6
Graig Cooper	9-1	6	28	4.7	0	11	3.1
Chase Ford	8-1	5	59	11.8	1	22	7.4
Richard Gordon	11-7	5	26	5.2	0	11	2.4
Patrick Hill	11-6	3	30	10.0	0	20	2.7
Eduardo Clements	11-0	1	9	9.0	0	9	0.8
Kendal Thompkins	10-1	1	5	5.0	0	8	0.5
Cory White	2-0	1	0	0.0	0	0	0.0
Total	12	214	2786	13.0	19	79	232.2
Opponents	12	148	1756	11.9	7	62	146.3

Field Goals	fg	pct.	01-19	20-29	30-39	40-49	50-99	lg	blk
Matt Boshier	12-16	75.0	1-1	4-4	6-8	0-2	1-1	51	1

Scoring	td	fg	PAT				dpx	saf	pts
			kick	rush	rcv	pass			
Leonard Hankerson	12	-	-	-	-	-	-	72	
Matt Boshier	-	12-16	35-38	-	-	-	-	71	
Lamar Miller	7	-	-	1-1	-	-	-	44	
Damien Berry	6	-	-	-	-	-	-	36	
Travis Benjamin	4	-	-	-	-	-	-	24	
Mike James	4	-	-	-	-	-	-	24	
Jacory Harris	2	-	-	-	-	-	-	12	
Micanor Regis	1	-	-	-	-	-	-	6	
Stephen Morris	1	-	-	-	-	0-1	-	6	
Chase Ford	1	-	-	-	-	-	-	6	
Ray-Ray Armstrong	1	-	-	-	-	-	-	6	
Storm Johnson	1	-	-	-	-	-	-	6	



2010 University of Miami Football
Miami (Fla.) Game Results (as of Dec 21, 2010)
All games



Date	Opponent		Score	Overall	Conference	Time	Attend
Sep 02, 2010	FLORIDA A&M	W	45-0	1-0	0-0	2:39	53674
Sep 11, 2010	at #2 Ohio State	L	24-36	1-1	0-0	3:28	105454
Sep 23, 2010	at PITT	W	31-3	2-1	0-0	3:14	58115
* Oct 02, 2010	at Clemson	W	30-21	3-1	1-0	3:54	81500
* Oct 09, 2010	FLORIDA STATE	L	17-45	3-2	1-1	3:34	75115
* Oct 16, 2010	at Duke	W	28-13	4-2	2-1	3:12	25911
* Oct 23, 2010	NORTH CAROLINA	W	33-10	5-2	3-1	3:12	43584
* Oct 30, 2010	at Virginia	L	19-24	5-3	3-2	3:20	39528
* Nov 06, 2010	MARYLAND	W	26-20	6-3	4-2	3:24	55434
* Nov 13, 2010	at Georgia Tech	W	35-10	7-3	5-2	3:11	47425
* Nov 20, 2010	#14 VIRGINIA TECH	L	17-31	7-4	5-3	3:27	46497
Nov 27, 2010	USF	Lo	20-23	7-5	5-3	3:33	41148



2010 University of Miami Football
Miami (Fla.) Team Game-by-Game (as of Dec 21, 2010)
All games



TEAM STATISTICS

Date	Opponent	Rushing				Receiving				Passing				Kick Returns				Punt Returns				tot off
		no.	yds	td	lg	no.	yds	td	lg	cmp-att-int	yds	td	lg	no.	yds	td	lg	no.	yds	td	lg	
Sep 02	FLORIDA A&M	36	155	2	25	19	250	3	40	19-26-1	250	3	40	1	34	0	34	3	32	0	16	405
Sep 11	at Ohio State	28	120	0	42	22	232	1	25	22-39-4	232	1	25	4	125	1	88	1	79	1	79	352
Sep 23	at PITT	35	100	2	27	21	248	2	39	21-32-2	248	2	39	1	17	0	17	3	3	0	2	348
Oct 02	at Clemson	43	171	0	33	13	205	4	65	13-33-2	205	4	65	4	76	0	24	4	1	0	3	376
Oct 09	FLORIDA STATE	36	189	2	29	20	235	0	31	20-49-1	235	0	31	4	64	0	26	1	1	0	1	424
Oct 16	at Duke	42	224	2	32	17	224	1	37	17-34-0	224	1	37	3	29	0	20	1	0	0	0	448
Oct 23	NORTH CAROLINA	44	225	1	27	21	217	3	26	21-32-1	217	3	26	3	67	0	29	4	0	0	2	442
Oct 30	at Virginia	29	179	1	36	18	269	2	60	18-42-5	269	2	60	4	62	0	30	3	9	0	5	448
Nov 06	MARYLAND	49	218	2	22	18	286	1	53	18-30-2	286	1	53	3	44	0	25	3	2	0	4	504
Nov 13	at Georgia Tech	46	277	4	29	10	230	1	79	10-18-0	230	1	79	3	43	0	17	0	0	0	0	507
Nov 20	VIRGINIA TECH	42	262	1	47	15	202	1	43	15-33-3	202	1	43	4	107	0	34	2	-1	0	3	464
Nov 27	USF	39	165	2	71	20	188	0	37	20-35-2	188	0	37	3	53	0	22	7	28	0	13	353
Miami (Fla.)		469	2285	19	71	214	2786	19	79	214-403-23	2786	19	79	37	721	1	88	32	154	1	79	5071
		498	2050	19	90	148	1756	7	62	148-299-16	1756	7	62	50	1075	0	55	21	186	0	29	3806

Games played: 12
 Avg per rush: 4.9
 Avg per catch: 13.0
 Pass efficiency: 115.32
 Kick ret avg: 19.5
 Punt ret avg: 4.8
 All purpose avg/game: 508.4
 Total offense avg/gm: 422.6

Date	Opponent	Tackles				Sacks no-yds	Fumble		Pass Defense			Blkd kick	PAT Attempts					
		ua	a	total	tfl-yds		ff	fr-yds	int-yds	qbh	brup		kick	rush	rcv	saf	pts	
Sep 02	FLORIDA A&M	39	18	57	14.0-80	8.0-62	0	0-0	1-22	1	3	0	6-6	0	0	0	0	45
Sep 11	at Ohio State	44	36	80	11.0-29	1.0-6	0	0-0	0-0	0	4	0	3-3	0	0	0	0	24
Sep 23	at PITT	40	30	70	9.0-53	5.0-45	0	1-0	2-74	3	0	0	4-4	0	0	0	0	31
Oct 02	at Clemson	38	38	76	8.0-23	3.0-8	3	3-0	3-21	3	5	0	3-4	0	0	0	0	30
Oct 09	FLORIDA STATE	39	26	65	6.0-23	0.0-0	0	0-0	1-0	0	5	0	2-2	0	0	0	0	17
Oct 16	at Duke	40	48	88	9.0-42	3.0-26	1	2-0	5-22	5	2	0	4-4	0	0	0	0	28
Oct 23	NORTH CAROLINA	29	20	49	8.0-25	5.0-19	1	1-0	2-3	0	4	0	3-4	0	0	0	0	33
Oct 30	at Virginia	34	64	98	5.0-14	0.0-0	0	0-0	1-13	0	2	0	1-2	0	0	0	0	19
Nov 06	MARYLAND	28	18	46	4.0-19	2.0-10	0	0-0	1-0	2	8	0	0-2	1	0	0	0	26
Nov 13	at Georgia Tech	53	29	82	10.0-39	2.0-5	1	2-0	0-0	0	2	0	5-5	0	0	0	0	35
Nov 20	VIRGINIA TECH	43	26	69	11.0-57	5.0-38	1	1-0	0-0	2	4	0	2-2	0	0	0	0	17
Nov 27	USF	45	20	65	8.0-31	3.0-22	1	1-0	0-0	5	3	0	2-2	0	0	0	0	20
Miami (Fla.)		472	373	845	103.0-435	37.0-241	8	11-0	16-155	21	42	0	35-40	1	0	0	0	325
		512	311	823	60.0-265	16.0-117	11	9-41	23-394	21	57	3	26-26	0	0	0	0	236

Date	Opponent	Punting									Field Goals			Kickoffs				
		no.	yds	avg	long	blkd	tb	fc	50+	i20	md-att	long	blkd	no.	yds	avg	tb	ob
Sep 02	FLORIDA A&M	0	0	0.0	0	0	0	0	0	0	1-1	24	0	8	546	68.2	1	0
Sep 11	at Ohio State	2	98	49.0	58	0	0	0	1	1	1-3	51	1	5	314	62.8	1	0
Sep 23	at PITT	6	267	44.5	60	0	0	0	2	1	1-1	28	0	6	385	64.2	0	0
Oct 02	at Clemson	10	463	46.3	61	0	2	4	5	2	1-1	29	0	6	380	63.3	2	0
Oct 09	FLORIDA STATE	6	265	44.2	52	0	0	3	2	1	1-2	36	0	4	263	65.8	0	0
Oct 16	at Duke	5	211	42.2	49	0	0	3	0	3	0-0	0	0	5	329	65.8	0	0
Oct 23	NORTH CAROLINA	3	106	35.3	43	0	1	0	0	0	2-2	38	0	7	356	50.9	4	0
Oct 30	at Virginia	4	231	57.8	62	0	3	0	4	1	0-0	0	0	3	197	65.7	1	0
Nov 06	MARYLAND	5	221	44.2	48	0	0	0	0	1	2-2	33	0	6	354	59.0	2	0
Nov 13	at Georgia Tech	3	123	41.0	45	0	0	1	0	2	0-0	0	0	6	411	68.5	0	0
Nov 20	VIRGINIA TECH	3	124	41.3	59	0	0	3	1	2	1-2	34	0	4	274	68.5	1	0
Nov 27	USF	8	325	40.6	59	0	0	3	2	5	2-2	28	0	4	280	70.0	2	0
Miami (Fla.)		55	2434	44.3	62	0	6	17	17	19	12-16	51	1	64	4089	63.9	14	0
		73	3045	41.7	62	0	5	10	16	22	16-20	49	0	51	3193	62.6	9	2



2010 University of Miami Football
Miami (Fla.) Opponent Game-by-Game (as of Dec 21, 2010)
All games



OPPONENT STATISTICS

Date	Opponent	Rushing				Receiving				Passing				Kick Returns				Punt Returns				tot off
		no.	yds	td	lg	no.	yds	td	lg	cmp-att-int	yds	td	lg	no.	yds	td	lg	no.	yds	td	lg	
Sep 02	FLORIDA A&M	39	52	0	12	5	58	0	28	5-11-1	58	0	28	7	119	0	21	0	0	0	0	110
Sep 11	at Ohio State	49	181	2	26	12	233	1	62	12-28-0	233	1	62	4	152	0	47	2	16	0	9	414
Sep 23	at PITT	36	128	0	42	13	104	0	33	13-24-2	104	0	33	6	116	0	26	4	37	0	29	232
Oct 02	at Clemson	40	162	3	71	14	149	0	23	14-33-3	149	0	23	4	95	0	50	3	44	0	16	311
Oct 09	FLORIDA STATE	40	298	4	90	13	173	2	31	13-22-1	173	2	31	4	145	0	55	2	16	0	17	471
Oct 16	at Duke	41	105	1	22	22	187	0	21	22-44-5	187	0	21	4	81	0	28	2	-2	0	0	292
Oct 23	NORTH CAROLINA	29	149	1	76	12	140	0	34	12-21-2	140	0	34	3	42	0	19	0	0	0	0	289
Oct 30	at Virginia	46	185	2	30	19	176	1	31	19-27-1	176	1	31	3	33	0	17	0	0	0	0	361
Nov 06	MARYLAND	25	96	0	37	11	158	1	42	11-30-1	158	1	42	4	62	0	25	4	52	0	23	254
Nov 13	at Georgia Tech	59	308	0	33	7	101	1	32	7-17-0	101	1	32	6	125	0	23	1	11	0	11	409
Nov 20	VIRGINIA TECH	48	251	3	84	8	118	1	43	8-15-0	118	1	43	3	52	0	24	0	0	0	0	369
Nov 27	USF	46	135	3	16	12	159	0	27	12-27-0	159	0	27	2	53	0	37	3	12	0	10	294
Opponents		498	2050	19	90	148	1756	7	62	148-299-16	1756	7	62	50	1075	0	55	21	186	0	29	3806
		469	2285	19	71	214	2786	19	79	214-403-23	2786	19	79	37	721	1	88	32	154	1	79	5071

Games played: 12
 Avg per rush: 4.1
 Avg per catch: 11.9
 Pass efficiency: 95.85
 Kick ret avg: 21.5
 Punt ret avg: 8.9
 All purpose avg/game: 455.1
 Total offense avg/gm: 317.2

Date	Opponent	Tackles				Sacks	Fumble		Pass Defense			Blkd kick	PAT Attempts				pts				
		ua	a	total	tfl-yds		no-yds	ff	fr-yds	int-yds	qbh		brup	kick	rush	rcv		saf			
Sep 02	FLORIDA A&M	43	18	61	5.0-36	1.0-9	1	0-0	1-24	0	2	0	0-0	0	0	0	0	0	0	0	0
Sep 11	at Ohio State	38	20	58	5.0-27	2.0-18	0	0-0	4-124	0	6	1	3-3	0	0	0	0	0	0	0	36
Sep 23	at PITT	42	14	56	3.0-20	2.0-17	0	0-0	2-0	6	5	0	0-0	0	0	0	0	0	0	0	3
Oct 02	at Clemson	36	40	76	10.0-49	1.0-20	2	0-0	2-0	7	6	1	3-3	0	0	0	0	0	0	0	21
Oct 09	FLORIDA STATE	50	8	58	5.0-24	1.0-11	1	1-36	1-5	0	8	0	6-6	0	0	0	0	0	0	0	45
Oct 16	at Duke	32	53	85	4.0-7	0.0-0	2	2-0	0-0	4	6	0	1-1	0	0	0	0	0	0	0	13
Oct 23	NORTH CAROLINA	55	24	79	3.0-7	1.0-3	0	0-0	1-5	0	4	0	1-1	0	0	0	0	0	0	0	10
Oct 30	at Virginia	24	46	70	4.0-17	1.0-8	0	0-0	5-85	0	6	0	3-3	0	0	0	0	0	0	0	24
Nov 06	MARYLAND	53	22	75	7.0-31	3.0-15	0	0-0	2-86	2	3	1	2-2	0	0	0	0	0	0	0	20
Nov 13	at Georgia Tech	33	34	67	2.0-4	0.0-0	1	2-5	0-0	0	3	0	1-1	0	0	0	0	0	0	0	10
Nov 20	VIRGINIA TECH	50	16	66	6.0-18	2.0-10	2	3-0	3-53	2	3	0	4-4	0	0	0	0	0	0	0	31
Nov 27	USF	56	16	72	6.0-25	1.0-6	2	1-0	2-12	0	5	0	2-2	0	0	0	0	0	0	0	23
Opponents		512	311	823	60.0-265	16.0-117	11	9-41	23-394	21	57	3	26-26	0	0	0	0	0	0	0	236
		472	373	845	103.0-435	37.0-241	8	11-0	16-155	21	42	0	35-40	1	0	0	0	0	0	0	325

Date	Opponent	Punting										Field Goals			Kickoffs			
		no.	yds	avg	long	blkd	tb	fc	50+	i20	md-att	long	blkd	no.	yds	avg	tb	ob
Sep 02	FLORIDA A&M	7	283	40.4	48	0	0	0	0	2	0-2	0	0	1	67	67.0	0	0
Sep 11	at Ohio State	4	152	38.0	46	0	0	2	0	2	5-6	41	0	8	381	47.6	0	1
Sep 23	at PITT	8	364	45.5	59	0	0	1	4	2	1-2	27	0	2	140	70.0	1	0
Oct 02	at Clemson	7	323	46.1	57	0	0	1	3	3	0-0	0	0	4	250	62.5	0	0
Oct 09	FLORIDA STATE	4	165	41.2	54	0	1	0	1	2	1-1	38	0	8	524	65.5	4	0
Oct 16	at Duke	7	250	35.7	44	0	1	2	0	1	2-2	43	0	3	183	61.0	0	0
Oct 23	NORTH CAROLINA	4	164	41.0	46	0	0	0	0	0	1-1	19	0	3	201	67.0	0	0
Oct 30	at Virginia	6	245	40.8	52	0	0	0	1	4	1-1	32	0	5	315	63.0	1	0
Nov 06	MARYLAND	6	285	47.5	62	0	1	1	3	1	2-2	27	0	5	326	65.2	2	0
Nov 13	at Georgia Tech	4	121	30.2	38	0	0	1	0	2	1-1	38	0	3	196	65.3	0	0
Nov 20	VIRGINIA TECH	6	283	47.2	57	0	2	1	2	1	1-1	49	0	6	412	68.7	1	1
Nov 27	USF	10	410	41.0	52	0	0	1	2	2	1-1	21	0	3	198	66.0	0	0
Opponents		73	3045	41.7	62	0	5	10	16	22	16-20	49	0	51	3193	62.6	9	2
		55	2434	44.3	62	0	6	17	17	19	12-16	51	1	64	4089	63.9	14	0



2010 University of Miami Football
Miami (Fla.) Game Superlatives (as of Dec 21, 2010)
All games



INDIVIDUAL GAME HIGHS

Rushes	25	Damien Berry at Duke (Oct 16, 2010)
Yards Rushing	163	Lamar Miller vs Virginia Tech (Nov 20, 2010)
TD Rushes	1	Lamar Miller vs Florida A&M (Sep 02, 2010)
	1	Mike James vs Florida A&M (Sep 02, 2010)
	1	Lamar Miller at PITT (Sep 23, 2010)
	1	Damien Berry at PITT (Sep 23, 2010)
	1	Damien Berry vs Florida State (Oct 09, 2010)
	1	Jacory Harris vs Florida State (Oct 09, 2010)
	1	Jacory Harris at Duke (Oct 16, 2010)
	1	Damien Berry at Duke (Oct 16, 2010)
	1	Damien Berry vs North Carolina (Oct 23, 2010)
	1	Stephen Morris at Virginia (Oct 30, 2010)
	1	Lamar Miller vs Maryland (Nov 06, 2010)
	1	Mike James vs Maryland (Nov 06, 2010)
	1	Damien Berry at Georgia Tech (Nov 13, 2010)
	1	Mike James at Georgia Tech (Nov 13, 2010)
	1	Graig Cooper at Georgia Tech (Nov 13, 2010)
	1	Lamar Miller at Georgia Tech (Nov 13, 2010)
	1	Lamar Miller vs Virginia Tech (Nov 20, 2010)
	1	Lamar Miller vs USF (Nov 27, 2010)
	1	Storm Johnson vs USF (Nov 27, 2010)
Long Rush	71	Storm Johnson vs USF (Nov 27, 2010)
Pass attempts	47	Jacory Harris vs Florida State (Oct 09, 2010)
Pass completions	22	Jacory Harris at Ohio State (Sep 11, 2010)
Yards Passing	286	Stephen Morris vs Maryland (Nov 06, 2010)
TD Passes	4	Jacory Harris at Clemson (Oct 02, 2010)
Long Pass	79	Stephen Morris at Georgia Tech (Nov 13, 2010)
Receptions	9	Leonard Hankerson vs USF (Nov 27, 2010)
Yards Receiving	147	Leonard Hankerson at Clemson (Oct 02, 2010)
TD Receptions	3	Leonard Hankerson at Clemson (Oct 02, 2010)
Long Reception	79	Leonard Hankerson at Georgia Tech (Nov 13, 2010)
Field Goals	2	Matt Boshier vs North Carolina (Oct 23, 2010)
	2	Matt Boshier vs Maryland (Nov 06, 2010)
	2	Matt Boshier vs USF (Nov 27, 2010)
Long Field Goal	51	Matt Boshier at Ohio State (Sep 11, 2010)
Punts	10	Matt Boshier at Clemson (Oct 02, 2010)
Punting Avg	57.8	Matt Boshier at Virginia (Oct 30, 2010)
Long Punt	62	Matt Boshier at Virginia (Oct 30, 2010)
Long Punt Return	79	Travis Benjamin at Ohio State (Sep 11, 2010)
Long Kickoff Return	88	Lamar Miller at Ohio State (Sep 11, 2010)
Tackles	18	Colin McCarthy at Virginia (Oct 30, 2010)
Sacks	3.5	Olivier Vernon vs Florida A&M (Sep 02, 2010)
	3.5	Allen Bailey vs North Carolina (Oct 23, 2010)
Tackles For Loss	3.5	Olivier Vernon vs Florida A&M (Sep 02, 2010)
	3.5	Allen Bailey vs North Carolina (Oct 23, 2010)
Interceptions	2	Vaughn Telemaque at Duke (Oct 16, 2010)



**2010 University of Miami Football
Miami (Fla.) Game Superlatives (as of Dec 21, 2010)
All games**



TEAM GAME HIGHS

Rushes	49	vs Maryland (Nov 06, 2010)
Yards Rushing	277	at Georgia Tech (Nov 13, 2010)
Yards Per Rush	6.2	vs Virginia Tech (Nov 20, 2010)
TD Rushes	4	at Georgia Tech (Nov 13, 2010)
Pass attempts	49	vs Florida State (Oct 09, 2010)
Pass completions	22	at Ohio State (Sep 11, 2010)
Yards Passing	286	vs Maryland (Nov 06, 2010)
Yards Per Pass	12.8	at Georgia Tech (Nov 13, 2010)
TD Passes	4	at Clemson (Oct 02, 2010)
Total Plays	85	vs Florida State (Oct 09, 2010)
Total Offense	507	at Georgia Tech (Nov 13, 2010)
Yards Per Play	7.9	at Georgia Tech (Nov 13, 2010)
Points	45	vs Florida A&M (Sep 02, 2010)
Sacks By	8	vs Florida A&M (Sep 02, 2010)
First Downs	27	vs Florida State (Oct 09, 2010)
Penalties	12	at Clemson (Oct 02, 2010)
	12	at Duke (Oct 16, 2010)
	12	at Virginia (Oct 30, 2010)
Penalty Yards	105	at Clemson (Oct 02, 2010)
Turnovers	6	vs Virginia Tech (Nov 20, 2010)
Interceptions By	5	at Duke (Oct 16, 2010)



**2010 University of Miami Football
Miami (Fla.) Game Superlatives (as of Dec 21, 2010)
All games**



OPPONENT INDIVIDUAL GAME HIGHS

Rushes	24	PLANCHER,Moise, vs USF (Nov 27, 2010)
Yards Rushing	158	Thompson, C., vs Florida State (Oct 09, 2010)
TD Rushes	3	ELLINGTON, at Clemson (Oct 02, 2010)
Long Rush	90	Thompson, C., vs Florida State (Oct 09, 2010)
Pass attempts	38	Renfree, S., at Duke (Oct 16, 2010)
Pass completions	19	Verica,M, at Virginia (Oct 30, 2010)
Yards Passing	233	Pryor, Terrelle, at Ohio State (Sep 11, 2010)
TD Passes	2	Ponder, C., vs Florida State (Oct 09, 2010)
Long Pass	62	Pryor, Terrelle, at Ohio State (Sep 11, 2010)
Receptions	7	Burd,K, at Virginia (Oct 30, 2010)
Yards Receiving	105	Posey, DeVier, at Ohio State (Sep 11, 2010)
TD Receptions	1	Saine, Brandon, at Ohio State (Sep 11, 2010)
	1	Smith, R., vs Florida State (Oct 09, 2010)
	1	Thomas, J., vs Florida State (Oct 09, 2010)
	1	Phillips,C, at Virginia (Oct 30, 2010)
	1	Dorsey, vs Maryland (Nov 06, 2010)
	1	Cone, K., at Georgia Tech (Nov 13, 2010)
	1	Coale, D, vs Virginia Tech (Nov 20, 2010)
Long Reception	62	Posey, DeVier, at Ohio State (Sep 11, 2010)
Field Goals	5	Barclay, Devin, at Ohio State (Sep 11, 2010)
Long Field Goal	49	Hazley, C, vs Virginia Tech (Nov 20, 2010)
Punts	10	BROCKHAUS-KANN, vs USF (Nov 27, 2010)
Punting Avg	47.8	ZIMMERMAN, at Clemson (Oct 02, 2010)
Long Punt	62	Baltz, vs Maryland (Nov 06, 2010)
Long Punt Return	29	SADDLER,Cameron, at PITT (Sep 23, 2010)
Long Kickoff Return	55	Reid, G., vs Florida State (Oct 09, 2010)
Tackles	14	Brown, Z, vs North Carolina (Oct 23, 2010)
Sacks	2.0	SHEARD,Jabaal, at PITT (Sep 23, 2010)
	2.0	Mackall, vs Maryland (Nov 06, 2010)
	2.0	Friday, S, vs Virginia Tech (Nov 20, 2010)
Tackles For Loss	4.5	BOWERS, at Clemson (Oct 02, 2010)
Interceptions	2	Chekwa, Chimdi, at Ohio State (Sep 11, 2010)
	2	Mosley,C, at Virginia (Oct 30, 2010)
	2	Minnifield,C, at Virginia (Oct 30, 2010)
	2	Wujciak, vs Maryland (Nov 06, 2010)



**2010 University of Miami Football
Miami (Fla.) Game Superlatives (as of Dec 21, 2010)
All games**



OPPONENT TEAM GAME HIGHS

Rushes	59	at Georgia Tech (Nov 13, 2010)
Yards Rushing	308	at Georgia Tech (Nov 13, 2010)
Yards Per Rush	7.4	vs Florida State (Oct 09, 2010)
TD Rushes	4	vs Florida State (Oct 09, 2010)
Pass attempts	44	at Duke (Oct 16, 2010)
Pass completions	22	at Duke (Oct 16, 2010)
Yards Passing	233	at Ohio State (Sep 11, 2010)
Yards Per Pass	8.3	at Ohio State (Sep 11, 2010)
TD Passes	2	vs Florida State (Oct 09, 2010)
Total Plays	85	at Duke (Oct 16, 2010)
Total Offense	471	vs Florida State (Oct 09, 2010)
Yards Per Play	7.6	vs Florida State (Oct 09, 2010)
Points	45	vs Florida State (Oct 09, 2010)
Sacks By	3	vs Maryland (Nov 06, 2010)
First Downs	22	at Duke (Oct 16, 2010)
Penalties	11	at Virginia (Oct 30, 2010)
Penalty Yards	105	at Virginia (Oct 30, 2010)
Turnovers	7	at Duke (Oct 16, 2010)
Interceptions By	5	at Virginia (Oct 30, 2010)



**2010 University of Miami Football
Miami (Fla.) Games Played (as of Dec 21, 2010)
All games**



##	PLAYER	GP-GS	FAMU	OSU	PITT	CU	FS	DU	NC	VA	MD	GT	VT	USF
26	Armstrong, R.	12/3	START	START	XXX	START	XXX	XXX	XXX	XXX	XXX	XXX	XXX	XXX
57	Bailey, A.	12/12	START	START	START	START	START	START	START	START	START	START	START	START
3	Benjamin, T.	12/8	START	START	START	START	XXX	XXX	XXX	XXX	START	START	START	START
20	Berry, D.	11/10	START	START	START	START	START	START	START	START	...	START	XXX	START
25	Bosher, M.	12/-	XXX	XXX	XXX	XXX	XXX	XXX	XXX	XXX	XXX	XXX	XXX	XXX
45	Buchanan, R.	12/9	XXX	XXX	START	START	XXX	START	START	START	START	START	START	START
47	Byrd, L.	12/5	XXX	XXX	XXX	XXX	START	START	START	START	XXX	XXX	XXX	START
94	Cain, K.	9/2	...	XXX	...	XXX	XXX	START	START	XXX	XXX	XXX	XXX	...
37	Campbell, J.	9/-	XXX	...	XXX	XXX	XXX	XXX	XXX	XXX	XXX	XXX
32	Chambers, L.	8/-	XXX	XXX	...	XXX	XXX	XXX	XXX	XXX	XXX
23	Clements, E.	11/-	XXX	XXX	XXX	XXX	XXX	XXX	XXX	XXX	...	XXX	XXX	XXX
82	Cleveland, A.	7/1	XXX	XXX	START	XXX	XXX	...	XXX	XXX
2	Cooper, G.	9/1	XXX	XXX	XXX	XXX	XXX	XXX	XXX	START	XXX
39	Cornileus, T.	9/-	...	XXX	XXX	XXX	XXX	XXX	XXX	XXX	XXX	XXX
49	Dye, D.	6/-	XXX	XXX	XXX	XXX	XXX	...	XXX
61	Figueroa, J.	3/2	...	START	START	XXX
9	Ford, C.	8/1	XXX	START	XXX	XXX	XXX	XXX	XXX	XXX
99	Forston, M.	12/11	START	START	START	XXX	START	START	START	START	START	START	START	START
74	Franklin, O.	12/11	START	START	START	START	XXX	START	START	START	START	START	START	START
58	Futch, J.	11/-	...	XXX	XXX	XXX	XXX	XXX	XXX	XXX	XXX	XXX	XXX	XXX
59	Gaines, J.	5/-	...	XXX	XXX	XXX	XXX	XXX
28	Gholston, N.	6/-	XXX	XXX	XXX	XXX	XXX	XXX
84	Gordon, R.	11/7	...	START	START	START	START	XXX	START	START	XXX	XXX	START	XXX
51	Green, S.	2/-	XXX	XXX
66	Gunn, H.	11/11	...	START	START	START	START	START	START	START	START	START	START	START
33	Hagens, M.	4/-	XXX	XXX	XXX	XXX
85	Hankerson, L.	12/10	START	START	START	START	START	START	START	START	START	XXX	START	XXX
1	Harris, B.	12/12	START	START	START	START	START	START	START	START	START	START	START	START
12	Harris, J.	9/8	START	START	START	START	START	START	START	START	XXX
77	Henderson, S.	11/9	XXX	...	XXX	START	START	START	START	START	START	START	START	START
11	Highsmith, A.	2/-	XXX	...	XXX
30	Hill, P.	11/6	...	XXX	XXX	START	XXX	START	START	START	START	START	XXX	XXX
13	Hill, R.	12/10	XXX	XXX	START	START	START	START	START	START	START	START	START	START
92	Holmes, J.	8/5	START	START	START	START	START	XXX	XXX	XXX
34	Holton, C.J.	11/-	...	XXX	XXX	XXX	XXX	XXX	XXX	XXX	XXX	XXX	XXX	XXX
63	Horn, T.	11/11	...	START	START	START	START	START	START	START	START	START	START	START
80	Hurns, A.	9/1	...	XXX	XXX	XXX	XXX	XXX	START	XXX	XXX	XXX
60	Ivory, C.	11/-	...	XXX	XXX	XXX	XXX	XXX	XXX	XXX	XXX	XXX	XXX	XXX
5	James, M.	12/2	XXX	XXX	XXX	XXX	START	XXX	XXX	XXX	XXX	XXX	XXX	START
4	Johnson, A.	12/3	START	XXX	START	XXX	XXX	XXX	XXX	XXX	XXX	XXX	START	XXX
81	Johnson, D.	2/-	XXX	XXX
78	Johnson, J.	10/2	...	XXX	XXX	XXX	START	...	START	XXX	XXX	XXX	XXX	XXX
24	Johnson, S.	9/-	XXX	XXX	XXX	XXX	...	XXX	XXX	XXX	XXX	XXX
55	Jones, B.	1/-	XXX
65	Linder, B.	10/5	XXX	XXX	XXX	START	START	XXX	START	START	XXX	START
44	McCarthy, C.	11/11	START	START	START	START	START	...	START	START	START	START	START	START
21	McGee, B.	9/-	...	XXX	XXX	XXX	XXX	XXX	...	XXX	XXX	...	XXX	XXX



2010 University of Miami Football
 Miami (Fla.) Games Played (as of Dec 21, 2010)
 All games



##	PLAYER	GP-GS	FAMU	OSU	PITT	CU	FS	DU	NC	VA	MD	GT	VT	USF
6	Miller, L.	10/1	XXX	XXX	XXX	XXX	XXX	XXX	START	XXX	XXX	XXX
17	Morris, S.	5/4	XXX	START	START	START	START
38	Nelms, C.	10/-	XXX	XXX	XXX	XXX	...	XXX	XXX	XXX	XXX	XXX	XXX	...
29	Nicolas, J.	12/9	XXX	XXX	START	XXX	START	START	START	START	START	START	START	START
97	Ojomo, A.	12/3	XXX	XXX	XXX	XXX	XXX	XXX	START	START	START	XXX	XXX	XXX
96	Porter, C.	1/-	...	XXX
54	Regis, M.	11/9	...	XXX	XXX	START	START	START	START	START	START	START	START	START
36	Robinson, K.	12/1	XXX	START	XXX	XXX	XXX	XXX	XXX	XXX	XXX	XXX	XXX	XXX
93	Robinson, L.	9/1	XXX	XXX	XXX	...	START	XXX	XXX	XXX	XXX	XXX
56	Robinson, M.	10/-	XXX	XXX	...	XXX	XXX	XXX	XXX	XXX	XXX	XXX	XXX	...
22	Rodgers, K.	3/-	XXX	...	XXX	...	XXX
88	Sanders, B.	4/-	XXX	XXX	XXX	XXX
48	Smith, A.	10/-	...	XXX	XXX	XXX	XXX	XXX	...	XXX	XXX	XXX	XXX	XXX
31	Spence, S.	12/12	START	START	START	START	START	START	START	START	START	START	START	START
86	Streeter, T.	8/-	XXX	XXX	XXX	XXX	XXX	XXX	XXX	XXX
7	Telemaque, V.	12/12	START	START	START	START	START	START	START	START	START	START	START	START
83	Thompkins, K.	10/1	XXX	XXX	XXX	XXX	XXX	XXX	XXX	START	XXX	XXX
8	Van Dyke, D.	12/3	START	START	XXX	XXX	START	XXX	XXX	XXX	XXX	XXX	XXX	XXX
35	Vernon, O.	12/10	START	START	START	START	START	START	START	XXX	XXX	START	START	START
72	Washington, B.	12/12	START	START	START	START	START	START	START	START	START	START	START	START
75	Wheeler, J.	1/-	XXX
16	Whipple, S.	12/-	XXX	XXX	XXX	XXX	XXX	XXX	XXX	XXX	XXX	XXX	XXX	XXX
71	White, C.	2/-	XXX	XXX



2010 University of Miami Football
 Miami (Fla.) Total Tackles Game-by-Game (as of Dec 21, 2010)
All games



Total Tackles	UA-A	Total	FAMU	OSU	PITT	CU	FS	DU	NC	VA	MD	GT	VT	USF
McCarthy, C. LB	45-60	105	0-5	4-7	2-3	2-4	2-6	DNP	4-3	5-13	4-2	10-5	6-8	6-4
Spence, S. LB	56-45	101	3-1	6-5	6-3	5-9	5-1	4-8	2-1	2-7	2-1	7-4	7-3	7-2
Armstrong, R. DB	42-29	71	2-0	4-5	2-2	3-4	5-4	4-4	3-1	2-3	3-2	5-1	4-3	5-0
Telemaque, V. DB	31-22	53	2-0	3-1	2-2	3-3	5-2	3-3	2-2	2-5	1-1	3-2	3-0	2-1
Buchanan, R. LB	31-19	50	6-0	0-2	2-1	4-2	2-5	-	2-0	3-3	3-1	4-2	4-2	1-1
Hill, R. DB	27-20	47	1-0	2-1	4-1	0-2	1-0	7-3	4-1	2-9	1-2	2-1	-	3-0
Bailey, A. DL	21-22	43	1-0	2-4	4-1	3-2	1-1	2-0	3-3	1-5	2-0	0-4	1-2	1-0
Harris, B. DB	28-13	41	2-2	6-1	2-1	4-2	2-0	4-1	2-0	1-0	1-1	1-0	2-2	1-3
Regis, M. DL	17-18	35	DNP	1-1	0-1	-	3-1	3-6	2-1	0-4	1-2	1-1	1-0	5-1
Ojomo, A. DL	20-14	34	3-0	2-1	0-3	0-1	2-1	0-2	-	4-3	2-0	2-1	2-1	3-1
Vernon, O. DL	21-12	33	6-1	2-1	3-1	2-3	-	2-2	0-1	1-0	1-0	1-1	2-2	1-0
Nicolas, J. DB	14-17	31	1-1	-	0-3	0-1	2-2	2-3	0-2	4-4	0-1	-	1-0	4-0
Forston, M. DL	13-18	31	2-2	1-2	-	0-3	1-1	1-1	1-1	0-4	0-1	3-2	3-1	1-0
Robinson, M. DL	9-10	19	2-3	0-1	DNP	2-0	1-0	0-3	1-0	0-1	1-2	1-0	1-0	DNP
Van Dyke, D. DB	10-9	19	1-0	2-1	-	4-0	1-1	0-3	1-1	-	0-1	1-1	-	0-1
McGee, B. DB	8-5	13	DNP	2-0	3-2	-	-	0-1	DNP	3-1	0-1	DNP	-	-
Cain, K. LB	9-3	12	DNP	-	DNP	-	-	6-3	-	-	-	3-0	-	DNP
Robinson, K. LB	7-4	11	1-1	1-2	3-0	1-0	-	0-1	-	-	-	1-0	-	-
Smith, A. DL	6-5	11	DNP	-	3-1	1-0	-	1-1	DNP	-	-	0-1	-	1-2
Futch, J. LB	6-3	9	DNP	-	1-0	-	1-0	-	0-1	-	2-0	1-0	0-1	1-1
Holmes, J. DL	4-4	8	1-1	-	1-0	0-1	DNP	DNP	-	DNP	DNP	2-0	-	0-2
Cornileus, T. LB	3-3	6	DNP	-	-	-	DNP	DNP	1-1	-	1-0	1-1	0-1	-
Clements, E.	3-2	5	1-0	1-0	-	1-0	-	0-1	-	-	DNP	-	-	0-1
Nelms, C. DB	1-4	5	0-1	-	-	-	DNP	-	0-1	0-1	1-0	0-1	-	DNP
Franklin, O.	4-0	4	-	-	-	-	-	-	1-0	1-0	-	1-0	1-0	-
Streeter, T.	4-0	4	-	DNP	DNP	-	1-0	DNP	DNP	-	-	-	2-0	1-0
Hurns, A.	3-1	4	DNP	-	2-1	-	-	-	-	-	1-0	DNP	DNP	-
Campbell, J. DB	3-1	4	DNP	DNP	0-1	DNP	-	-	-	-	-	3-0	-	-
Benjamin, T.	3-0	3	-	-	-	1-0	-	-	-	2-0	-	-	-	-
TEAM	3-0	3	-	-	-	-	-	1-0	-	-	-	-	1-0	1-0
Rodgers, K. DB	1-2	3	1-0	DNP	0-2	DNP	-	DNP	DNP	DNP	DNP	DNP	DNP	DNP
Holton, C.J. LB	2-1	3	DNP	-	-	-	2-0	0-1	-	-	-	-	-	-
James, M.	2-0	2	-	-	-	-	1-0	-	-	-	-	-	1-0	-
Hankerson, L.	2-0	2	-	1-0	-	-	-	-	-	-	-	-	-	1-0
Bosher, M. P	2-0	2	-	1-0	-	1-0	-	-	-	-	-	-	-	-
Robinson, L. DL	1-1	2	DNP	DNP	-	1-0	-	DNP	-	-	-	0-1	-	-
Washington, B.	2-0	2	1-0	1-0	-	-	-	-	-	-	-	-	-	-
Chambers, L.	1-1	2	1-0	-	DNP	-	-	0-1	-	-	-	DNP	DNP	DNP
Cooper, G.	1-0	1	-	DNP	DNP	DNP	-	-	-	1-0	-	-	-	-
Byrd, L.	1-0	1	-	-	-	-	-	-	-	-	-	-	1-0	-
Berry, D.	1-0	1	-	1-0	-	-	-	-	-	-	DNP	-	-	-
Gholston, N. DB	1-0	1	-	-	DNP	DNP	1-0	DNP	DNP	DNP	DNP	-	-	-
Ivory, C.	0-1	1	DNP	-	-	-	0-1	-	-	-	-	-	-	-
Horn, T.	1-0	1	DNP	1-0	-	-	-	-	-	-	-	-	-	-
Porter, C. DL	0-1	1	DNP	0-1	DNP	DNP	DNP	DNP	DNP	DNP	DNP	DNP	DNP	DNP
Johnson, S.	0-1	1	DNP	DNP	-	0-1	-	-	DNP	-	-	-	-	-
Morris, S.	1-0	1	DNP	DNP	DNP	DNP	DNP	DNP	DNP	-	1-0	-	-	-



Quickie Statistics (Final)

Florida A&M vs Miami (Fla.) (Sep 02, 2010 at Miami Gardens, Fla.)



	FAMU	UM
Score	0	45
FIRST DOWNS	8	23
RUSHES-YARDS (NET)	39-52	36-155
PASSING YDS (NET)	58	250
Passes Att-Comp-Int	11-5-1	26-19-1
TOTAL OFFENSE PLAYS-YARDS	50-110	62-405
Fumble Returns-Yards	0-0	0-0
Punt Returns-Yards	0-0	3-32
Kickoff Returns-Yards	7-119	1-34
Interception Returns-Yards	1-24	1-22
Punts (Number-Avg)	7-40.4	0-0.0
Fumbles-Lost	1-0	1-0
Penalties-Yards	5-35	7-45
Possession Time	35:23	24:37
Third-Down Conversions	4 of 14	5 of 10
Fourth-Down Conversions	0 of 0	1 of 2
Red-Zone Scores-Chances	0-1	4-5

Florida A&M

Rushing	No.	Gain	Loss	Net	TD	Lg	Avg
SYLVESTER, Philip	15	50	5	45	0	9	3.0
PAGE, Lavante	4	35	0	35	0	11	8.8
OWENS, James	3	13	4	9	0	11	3.0
ROCKER, Eddie	2	3	3	0	0	3	0.0

Passing	C-A-I	Yds	TD	Long	Sack
UKPAI, Martin	5-11-1	58	0	28	8

Receiving	No.	Yards	TD	Long
LAWRENCE, Antonio	2	42	0	28
SYLVESTER, Philip	1	13	0	13
TOOKES, Lashad	1	9	0	9
ROCKER, Eddie	1	-6	0	0

Punting	No.	Yds	Avg	Long	In20	TB
HOLDREN, Brandon	7	283	40.4	48	2	0

Punt Returns	No.	Yards	TD	Long

Kick Returns	No.	Yards	TD	Long
STEWART, Jerral	5	89	0	21
SYLVESTER, Philip	2	30	0	17

Tackles	UA-A	Total	Sacks	TFL
HOLCOMB, Curtis	7-1	8	0.0	0.0
HALL, Qier	5-3	8	0.0	1.0
HARVEY, Gregory	4-2	6	0.0	1.0
OJO, John	3-2	5	0.0	1.0

Miami (Fla.)

Rushing	No.	Gain	Loss	Net	TD	Lg	Avg
Lamar Miller	11	66	1	65	1	21	5.9
Damien Berry	6	45	0	45	0	25	7.5
Mike James	6	36	0	36	1	13	6.0
Eduardo Clements	6	24	1	23	0	11	3.8

Passing	C-A-I	Yds	TD	Long	Sack
Jacory Harris	12-15-0	210	3	40	0
Alonzo Highsmith	4-7-1	18	0	11	1

Receiving	No.	Yards	TD	Long
Leonard Hankerson	6	115	2	40
Aldarius Johnson	3	43	0	16
LaRon Byrd	2	14	0	9
Graig Cooper	2	13	0	11

Punting	No.	Yds	Avg	Long	In20	TB

Punt Returns	No.	Yards	TD	Long
Travis Benjamin	2	17	0	16
Lamar Miller	1	15	0	15

Kick Returns	No.	Yards	TD	Long
Lamar Miller	1	34	0	34

Tackles	UA-A	Total	Sacks	TFL
Olivier Vernon	6-1	7	3.5	3.5
Ramon Buchanan	6-0	6	0.0	1.0
Marcus Robinson	2-3	5	0.5	1.0
Colin McCarthy	0-5	5	0.0	0.0

Qtr	Time	Scoring Play	V-H
1st	13:20	UM - Leonard Hankerson 19 yd pass from Jacory Harris (Matt Bosher kick), 7-63 1:40	0 - 7
	07:47	UM - Leonard Hankerson 40 yd pass from Jacory Harris (Matt Bosher kick), 6-64 1:17	0 - 14
2nd	11:47	UM - Damien Berry 32 yd pass from Jacory Harris (Matt Bosher kick), 9-67 3:20	0 - 21
	09:40	UM - Ray-Ray Armstrong 22 yd interception return (Matt Bosher kick)	0 - 28
	05:22	UM - Mike James 1 yd run (Matt Bosher kick), 6-55 1:51	0 - 35
3rd	07:18	UM - Lamar Miller 5 yd run (Matt Bosher kick), 6-67 2:29	0 - 42
4th	14:08	UM - Matt Bosher 24 yd field goal, 12-45 5:59	0 - 45



Quickie Statistics (Final)

#12 Miami (Fla.) vs #2 Ohio State (Sep 11, 2010 at Columbus, Ohio)



	UM	OSU
Score	24	36
FIRST DOWNS	19	21
RUSHES-YARDS (NET)	28-120	49-181
PASSING YDS (NET)	232	233
Passes Att-Comp-Int	39-22-4	28-12-0
TOTAL OFFENSE PLAYS-YARDS	67-352	77-414
Fumble Returns-Yards	0-0	0-0
Punt Returns-Yards	1-79	2-16
Kickoff Returns-Yards	4-125	4-152
Interception Returns-Yards	0-0	4-124
Punts (Number-Avg)	2-49.0	4-38.0
Fumbles-Lost	0-0	0-0
Penalties-Yards	8-59	2-25
Possession Time	28:49	31:11
Third-Down Conversions	7 of 15	6 of 18
Fourth-Down Conversions	0 of 2	1 of 1
Red-Zone Scores-Chances	1-3	7-9

Miami (Fla.)

Rushing	No.	Gain	Loss	Net	TD	Lg	Avg
Damien Berry	16	97	3	94	0	42	5.9
Mike James	3	10	0	10	0	4	3.3
Jacory Harris	5	26	18	8	0	16	1.6
Lamar Miller	3	8	0	8	0	4	2.7

Passing	C-A-I	Yds	TD	Long	Sack
Jacory Harris	22-39-4	232	1	25	2

Receiving	No.	Yards	TD	Long
Leonard Hankerson	7	90	0	25
LaRon Byrd	4	35	0	13
Travis Benjamin	3	51	0	20
Damien Berry	2	15	0	10

Punting	No.	Yds	Avg	Long	In20	TB
Matt Boshier	2	98	49.0	58	1	0

Punt Returns	No.	Yards	TD	Long
Travis Benjamin	1	79	1	79

Kick Returns	No.	Yards	TD	Long
Lamar Miller	2	100	1	88
Aldarius Johnson	1	11	0	11

Tackles	UA-A	Total	Sacks	TFL
Sean Spence	6-5	11	0.0	2.0
Colin McCarthy	4-7	11	0.0	2.5

Ohio State

Rushing	No.	Gain	Loss	Net	TD	Lg	Avg
Pryor, Terrelle	20	128	15	113	1	26	5.7
Herron, Dan	14	70	4	66	1	17	4.7
Saine, Brandon	12	17	10	7	0	7	0.6
TEAM	3	0	5	-5	0	0	-1.7

Passing	C-A-I	Yds	TD	Long	Sack
Pryor, Terrelle	12-27-0	233	1	62	1
TEAM	0-1-0	0	0	0	0

Receiving	No.	Yards	TD	Long
Posey, DeVier	4	105	0	62
Sanzenbacher, Dane	3	37	0	19
Saine, Brandon	3	36	1	18
Herron, Dan	1	47	0	47

Punting	No.	Yds	Avg	Long	In20	TB
Buchanan, Ben	4	152	38.0	46	2	0

Punt Returns	No.	Yards	TD	Long
Hall, Jordan	2	16	0	9

Kick Returns	No.	Yards	TD	Long
Berry, Jaamal	2	87	0	45
Hall, Jordan	2	65	0	47

Tackles	UA-A	Total	Sacks	TFL
Homan, Ross	6-4	10	0.0	0.0
Torrence, Devon	7-1	8	0.0	0.0

Qtr	Time	Scoring Play	V-H
1st	05:57	OSU - Barclay, Devin 24 yd field goal, 7-18 2:42	0 - 3
	05:45	UM - Lamar Miller 88 yd kickoff return (Matt Boshier kick)	7 - 3
2nd	13:05	UM - Matt Boshier 51 yd field goal, 7-19 1:58	10 - 3
	12:23	OSU - Saine, Brandon 18 yd pass from Pryor, Terrelle (Barclay, Devin kick), 2-80 0:36	10 - 10
	07:03	OSU - Barclay, Devin 41 yd field goal, 10-36 3:01	10 - 13
	06:17	OSU - Herron, Dan 4 yd run (Barclay, Devin kick), 2-19 0:33	10 - 20
	03:04	UM - Travis Benjamin 79 yd punt return (Matt Boshier kick)	17 - 20
	01:01	OSU - Barclay, Devin 21 yd field goal, 9-24 1:50	17 - 23
	00:00	OSU - Barclay, Devin 24 yd field goal, 7-20 0:49	17 - 26
3rd	10:16	OSU - Pryor, Terrelle 13 yd run (Barclay, Devin kick), 2-15 0:50	17 - 33
	01:29	OSU - Barclay, Devin 24 yd field goal, 6-65 0:52	17 - 36
4th	14:52	UM - Chase Ford 9 yd pass from Jacory Harris (Matt Boshier kick), 7-60 1:37	24 - 36



Quickie Statistics (Final)

Miami (Fla.) vs PITT (Sep 23, 2010 at Pittsburgh, Pa.)



	UM	PITT
Score	31	3
FIRST DOWNS	20	11
RUSHES-YARDS (NET)	35-100	36-128
PASSING YDS (NET)	248	104
Passes Att-Comp-Int	32-21-2	24-13-2
TOTAL OFFENSE PLAYS-YARDS	67-348	60-232
Fumble Returns-Yards	0-0	0-0
Punt Returns-Yards	3-3	4-37
Kickoff Returns-Yards	1-17	6-116
Interception Returns-Yards	2-74	2-0
Punts (Number-Avg)	6-44.5	8-45.5
Fumbles-Lost	1-0	1-1
Penalties-Yards	8-78	9-53
Possession Time	27:56	32:04
Third-Down Conversions	5 of 12	4 of 15
Fourth-Down Conversions	0 of 0	0 of 1
Red-Zone Scores-Chances	5-5	1-3

Miami (Fla.)

Rushing	No.	Gain	Loss	Net	TD	Lg	Avg
Damien Berry	21	90	3	87	1	27	4.1
Lamar Miller	8	31	0	31	1	15	3.9
TEAM	1	0	0	0	0	0	0.0
Kendal Thompkins	1	0	6	-6	0	0	-6.0

Passing	C-A-I	Yds	TD	Long	Sack
Jacory Harris	21-32-2	248	2	39	2

Receiving	No.	Yards	TD	Long
Travis Benjamin	6	96	1	39
LaRon Byrd	6	69	0	17
Leonard Hankerson	3	36	1	19
Damien Berry	2	18	0	10

Punting	No.	Yds	Avg	Long	In20	TB
Matt Bosher	6	267	44.5	60	1	0

Punt Returns	No.	Yards	TD	Long
Lamar Miller	2	1	0	1
Travis Benjamin	1	2	0	2

Kick Returns	No.	Yards	TD	Long
Lamar Miller	1	17	0	17

Tackles	UA-A	Total	Sacks	TFL
Sean Spence	6-3	9	1.5	2.5
Ryan Hill	4-1	5	0.0	0.0
Allen Bailey	4-1	5	1.0	1.5
Brandon McGee	3-2	5	0.0	0.0

PITT

Rushing	No.	Gain	Loss	Net	TD	Lg	Avg
GRAHAM,Ray	14	100	0	100	0	42	7.1
LEWIS,DION	12	48	7	41	0	14	3.4
SUNSERI,Tino	7	32	18	14	0	12	2.0
BURNS,Chris	1	0	0	0	0	0	0.0

Passing	C-A-I	Yds	TD	Long	Sack
SUNSERI,Tino	8-15-0	61	0	33	3
BOSTICK,Pat	5-9-2	43	0	13	1

Receiving	No.	Yards	TD	Long
GRAHAM,Ray	3	41	0	33
BALDWIN,Jon	3	26	0	13
SHANAHAN,Mike	3	19	0	9
LEWIS,DION	2	7	0	8

Punting	No.	Yds	Avg	Long	In20	TB
HUTCHINS,Dan	8	364	45.5	59	2	0

Punt Returns	No.	Yards	TD	Long
SADDLER,Cameron	4	37	0	29

Kick Returns	No.	Yards	TD	Long
SADDLER,Cameron	3	53	0	23
GRAHAM,Ray	2	47	0	26

Tackles	UA-A	Total	Sacks	TFL
GRUDER,Max	4-3	7	0.0	0.0
REED,Antwuan	5-1	6	0.0	0.0
SHEARD,Jabaal	5-1	6	2.0	2.0
HOLLEY,Jarred	5-1	6	0.0	0.0

Qtr	Time	Scoring Play	V-H
1st	11:35	UM - Damien Berry 1 yd run (Matt Bosher kick), 10-80 3:25	7 - 0
2nd	08:28	UM - Matt Bosher 28 yd field goal, 15-78 4:50	10 - 0
3rd	11:54	UM - Leonard Hankerson 19 yd pass from Jacory Harris (Matt Bosher kick), 4-51 1:02	17 - 0
4th	14:27	PITT - HUTCHINS,Dan 27 yd field goal, 9-43 4:25	17 - 3
	10:53	UM - Travis Benjamin 10 yd pass from Jacory Harris (Matt Bosher kick), 4-43 1:26	24 - 3
	03:16	UM - Lamar Miller 1 yd run (Matt Bosher kick), 5-26 2:52	31 - 3



Quickie Statistics (Final)

Miami (Fla.) vs Clemson (Oct 02, 2010 at Clemson, S.C.)



	UM	CU
Score	30	21
FIRST DOWNS	19	15
RUSHES-YARDS (NET)	43-171	40-162
PASSING YDS (NET)	205	149
Passes Att-Comp-Int	33-13-2	33-14-3
TOTAL OFFENSE PLAYS-YARDS	76-376	73-311
Fumble Returns-Yards	0-0	0-0
Punt Returns-Yards	4-1	3-44
Kickoff Returns-Yards	4-76	4-95
Interception Returns-Yards	3-21	2-0
Punts (Number-Avg)	10-46.3	7-46.1
Fumbles-Lost	2-0	3-3
Penalties-Yards	12-105	6-56
Possession Time	29:18	30:42
Third-Down Conversions	6 of 18	7 of 17
Fourth-Down Conversions	0 of 0	0 of 1
Red-Zone Scores-Chances	4-5	2-3

Miami (Fla.)

Rushing	No.	Gain	Loss	Net	TD	Lg	Avg
Damien Berry	24	114	13	101	0	33	4.2
Lamar Miller	7	53	0	53	0	14	7.6
Mike James	6	34	3	31	0	15	5.2
TEAM	2	0	2	-2	0	0	-1.0

Passing	C-A-I	Yds	TD	Long	Sack
Jacory Harris	13-33-2	205	4	65	1

Receiving	No.	Yards	TD	Long
Leonard Hankerson	7	147	3	65
Mike James	2	29	1	18
Damien Berry	1	9	0	9
Aldarius Johnson	1	8	0	8

Punting	No.	Yds	Avg	Long	In20	TB
Matt Boshier	10	463	46.3	61	2	2

Punt Returns	No.	Yards	TD	Long
Travis Benjamin	4	1	0	3

Kick Returns	No.	Yards	TD	Long
Storm Johnson	2	36	0	24
Lamar Miller	1	16	0	16

Tackles	UA-A	Total	Sacks	TFL
Sean Spence	5-9	14	0.0	1.5
Ray-Ray Armstrong	3-4	7	0.0	0.0
Brandon Harris	4-2	6	0.0	0.0
Ramon Buchanan	4-2	6	0.0	0.0

Clemson

Rushing	No.	Gain	Loss	Net	TD	Lg	Avg
Andre Ellington	17	120	13	107	3	71	6.3
Jamie Harper	18	59	2	57	0	8	3.2
TEAM	1	0	1	-1	0	0	-1.0
Kyle Parker	4	7	8	-1	0	7	-0.2

Passing	C-A-I	Yds	TD	Long	Sack
Kyle Parker	14-33-3	149	0	23	3

Receiving	No.	Yards	TD	Long
Jamie Harper	4	26	0	14
Andre Ellington	3	39	0	22
DeAndre Hopkins	3	37	0	20
Dwayne Allen	3	24	0	17

Punting	No.	Yds	Avg	Long	In20	TB
Dawson Zimmerman	6	287	47.8	57	2	0
Kyle Parker	1	36	36.0	36	1	0

Punt Returns	No.	Yards	TD	Long
Marcus Gilchrist	3	44	0	16

Kick Returns	No.	Yards	TD	Long
Marcus Gilchrist	2	73	0	50
Jamie Harper	1	9	0	9

Tackles	UA-A	Total	Sacks	TFL
DeAndre McDaniel	3-6	9	0.0	1.0
Rashard Hall	4-4	8	0.0	0.0
Brandon Maye	3-4	7	0.0	0.0
Da'Quan Bowers	4-2	6	1.0	4.5

Qtr	Time	Scoring Play	V-H
1st	09:01	UM - Leonard Hankerson 22 yd pass from Jacory Harris (Matt Boshier kick), 8-83 3:06	7 - 0
	05:53	CU - Andre Ellington 71 yd run (Chandler Catanzaro kick), 1-71 0:12	7 - 7
2nd	13:28	CU - Andre Ellington 14 yd run (Chandler Catanzaro kick), 10-63 4:00	7 - 14
	12:22	UM - Leonard Hankerson 65 yd pass from Jacory Harris (Matt Boshier kick), 3-70 1:00	14 - 14
	07:33	UM - Mike James 18 yd pass from Jacory Harris (Matt Boshier kick blockd), 1-18 0:06	20 - 14
	00:10	UM - Leonard Hankerson 7 yd pass from Jacory Harris (Matt Boshier kick), 2-29 0:14	27 - 14
3rd	02:46	CU - Andre Ellington 3 yd run (Chandler Catanzaro kick), 8-56 3:57	27 - 21
4th	02:40	UM - Matt Boshier 29 yd field goal, 11-68 5:40	30 - 21



Quickie Statistics (Final)

Florida State vs Miami (Fla.) (Oct 09, 2010 at Miami Gardens, Fla.)



	FS	UM
Score	45	17
FIRST DOWNS	19	27
RUSHES-YARDS (NET)	40-298	36-189
PASSING YDS (NET)	173	235
Passes Att-Comp-Int	22-13-1	49-20-1
TOTAL OFFENSE PLAYS-YARDS	62-471	85-424
Fumble Returns-Yards	1-36	0-0
Punt Returns-Yards	2-16	1-1
Kickoff Returns-Yards	4-145	4-64
Interception Returns-Yards	1-5	1-0
Punts (Number-Avg)	4-41.2	6-44.2
Fumbles-Lost	0-0	1-1
Penalties-Yards	8-79	8-56
Possession Time	32:04	27:56
Third-Down Conversions	6 of 12	7 of 19
Fourth-Down Conversions	0 of 0	1 of 2
Red-Zone Scores-Chances	6-6	2-3

Florida State

Rushing	No.	Gain	Loss	Net	TD	Lg	Avg
Chris Thompson	14	165	7	158	1	90	11.3
Jermaine Thomas	16	84	6	78	2	34	4.9
Lonnie Pryor	3	45	0	45	1	25	15.0
Christian Ponder	4	17	2	15	0	10	3.8

Passing	C-A-I	Yds	TD	Long	Sack
Christian Ponder	13-22-1	173	2	31	0

Receiving	No.	Yards	TD	Long
Taiwan Easterling	4	53	0	31
Jermaine Thomas	2	34	1	17
Beau Reliford	2	27	0	19
Bert Reed	2	18	0	18

Punting	No.	Yds	Avg	Long	In20	TB
Shawn Powell	4	165	41.2	54	2	1

Punt Returns	No.	Yards	TD	Long
Greg Reid	2	16	0	17

Kick Returns	No.	Yards	TD	Long
Greg Reid	4	145	0	55

Tackles	UA-A	Total	Sacks	TFL
Kendall Smith	8-1	9	0.0	1.0
Greg Reid	6-0	6	0.0	1.0
Nick Moody	4-1	5	0.0	0.0
Markus White	4-1	5	0.5	1.5

Miami (Fla.)

Rushing	No.	Gain	Loss	Net	TD	Lg	Avg
Damien Berry	20	108	7	101	1	26	5.1
Jacory Harris	6	42	11	31	1	29	5.2
Graig Cooper	2	22	0	22	0	15	11.0
Travis Benjamin	1	19	0	19	0	19	19.0

Passing	C-A-I	Yds	TD	Long	Sack
Jacory Harris	19-47-1	225	0	31	1
Spencer Whipple	1-2-0	10	0	10	0

Receiving	No.	Yards	TD	Long
Leonard Hankerson	5	72	0	17
Travis Benjamin	4	59	0	31
LaRon Byrd	3	34	0	15
Aldarius Johnson	3	23	0	16

Punting	No.	Yds	Avg	Long	In20	TB
Matt Boshier	6	265	44.2	52	1	0

Punt Returns	No.	Yards	TD	Long
Travis Benjamin	1	1	0	1

Kick Returns	No.	Yards	TD	Long
Eduardo Clements	1	12	0	12
Storm Johnson	1	26	0	26

Tackles	UA-A	Total	Sacks	TFL
Ray-Ray Armstrong	5-4	9	0.0	0.5
Colin McCarthy	2-6	8	0.0	0.5
Vaughn Telemaque	5-2	7	0.0	0.0
Ramon Buchanan	2-5	7	0.0	1.5

Qtr	Time	Scoring Play	V-H
1st	05:07	FS - Jermaine Thomas 17 yd pass from Christian Ponder (Dustin Hopkins kick), 6-65 2:53	7 - 0
2nd	13:49	FS - Jermaine Thomas 1 yd run (Dustin Hopkins kick), 1-1 0:07	14 - 0
	09:25	FS - Jermaine Thomas 6 yd run (Dustin Hopkins kick), 6-68 2:54	21 - 0
	05:53	UM - Jacory Harris 3 yd run (Matt Boshier kick), 13-80 3:32	21 - 7
	01:48	FS - Dustin Hopkins 38 yd field goal, 9-25 4:05	24 - 7
3rd	12:33	FS - Lonnie Pryor 16 yd run (Dustin Hopkins kick), 5-69 2:27	31 - 7
	10:39	UM - Damien Berry 26 yd run (Matt Boshier kick), 6-69 1:54	31 - 14
	04:57	UM - Matt Boshier 36 yd field goal, 10-80 3:02	31 - 17
4th	07:39	FS - Rodney Smith 18 yd pass from Christian Ponder (Dustin Hopkins kick), 11-55 5:34	38 - 17
	04:24	FS - Chris Thompson 90 yd run (Dustin Hopkins kick), 2-84 1:35	45 - 17



Quickie Statistics (Final)

Miami (Fla.) vs Duke (Oct 16, 2010 at Durham, N.C.)



	UM	DU
Score	28	13
FIRST DOWNS	22	22
RUSHES-YARDS (NET)	42-224	41-105
PASSING YDS (NET)	224	187
Passes Att-Comp-Int	34-17-0	44-22-5
TOTAL OFFENSE PLAYS-YARDS	76-448	85-292
Fumble Returns-Yards	0-0	0-0
Punt Returns-Yards	1-0	2--2
Kickoff Returns-Yards	3-29	4-81
Interception Returns-Yards	5-22	0-0
Punts (Number-Avg)	5-42.2	7-35.7
Fumbles-Lost	3-2	4-2
Penalties-Yards	12-90	4-25
Possession Time	28:04	31:56
Third-Down Conversions	3 of 12	7 of 19
Fourth-Down Conversions	0 of 4	0 of 0
Red-Zone Scores-Chances	3-5	3-4

Miami (Fla.)

Rushing	No.	Gain	Loss	Net	TD	Lg	Avg
Damien Berry	25	115	4	111	1	14	4.4
Mike James	8	84	0	84	0	32	10.5
Jacory Harris	3	19	0	19	1	13	6.3
Graig Cooper	2	12	0	12	0	11	6.0

Passing	C-A-I	Yds	TD	Long	Sack
Jacory Harris	17-34-0	224	1	37	0

Receiving	No.	Yards	TD	Long
Leonard Hankerson	6	80	1	33
Travis Benjamin	3	67	0	37
LaRon Byrd	2	33	0	23
Asante Cleveland	2	20	0	12

Punting	No.	Yds	Avg	Long	In20	TB
Matt Boshier	5	211	42.2	49	3	0

Punt Returns	No.	Yards	TD	Long
Travis Benjamin	1	0	0	0

Kick Returns	No.	Yards	TD	Long
Graig Cooper	2	8	0	12
Eduardo Clements	1	21	0	20

Tackles	UA-A	Total	Sacks	TFL
Sean Spence	4-8	12	0.0	1.0
Ryan Hill	7-3	10	0.0	0.0
Kelvin Cain	6-3	9	1.0	1.0
Micanor Regis	3-6	9	1.0	2.0

Duke

Rushing	No.	Gain	Loss	Net	TD	Lg	Avg
Jay Hollingsworth	10	69	0	69	0	22	6.9
Desmond Scott	7	36	2	34	0	13	4.9
Josh Snead	7	29	1	28	0	12	4.0
Juwan Thompson	1	1	0	1	0	1	1.0

Passing	C-A-I	Yds	TD	Long	Sack
Sean Renfree	18-38-5	157	0	21	2
Brandon Connette	4-6-0	30	0	14	1

Receiving	No.	Yards	TD	Long
Austin Kelly	6	60	0	13
Donovan Varner	4	50	0	21
Conner Vernon	3	33	0	14
Cooper Helfet	3	19	0	12

Punting	No.	Yds	Avg	Long	In20	TB
Alex King	7	250	35.7	44	1	1

Punt Returns	No.	Yards	TD	Long
Lee Butler	2	-2	0	0

Kick Returns	No.	Yards	TD	Long
Desmond Scott	2	46	0	28
Josh Snead	1	25	0	25

Tackles	UA-A	Total	Sacks	TFL
Abraham Kromah	5-7	12	0.0	0.5
Matt Daniels	5-7	12	0.0	1.5
Ross Cockrell	4-5	9	0.0	0.0
Kelby Brown	2-5	7	0.0	0.0

Qtr	Time	Scoring Play	V-H
1st	14:07	DU - Will Snyderwine 25 yd field goal, 4-1 0:45	0 - 3
2nd	14:53	UM - Leonard Hankerson 14 yd pass from Jacory Harris (Matt Boshier kick), 7-55 1:49	7 - 3
	03:58	UM - Jacory Harris 13 yd run (Matt Boshier kick), 3-46 0:30	14 - 3
3rd	14:11	UM - Micanor Regis 22 yd interception return (Matt Boshier kick)	21 - 3
	09:16	DU - Brandon Connette 1 yd run (Will Snyderwine kick), 12-75 4:48	21 - 10
	05:28	UM - Damien Berry 1 yd run (Matt Boshier kick), 10-78 3:42	28 - 10
4th	06:14	DU - Will Snyderwine 43 yd field goal, 12-45 5:52	28 - 13



Quickie Statistics (Final)

North Carolina vs Miami (Fla.) (Oct 23, 2010 at Miami Gardens, Fla.)



	NC	UM
Score	10	33
FIRST DOWNS	10	26
RUSHES-YARDS (NET)	29-149	44-225
PASSING YDS (NET)	140	217
Passes Att-Comp-Int	21-12-2	32-21-1
TOTAL OFFENSE PLAYS-YARDS	50-289	76-442
Fumble Returns-Yards	0-0	0-0
Punt Returns-Yards	0-0	4-0
Kickoff Returns-Yards	3-42	3-67
Interception Returns-Yards	1-5	2-3
Punts (Number-Avg)	4-41.0	3-35.3
Fumbles-Lost	2-1	1-0
Penalties-Yards	5-47	6-51
Possession Time	25:54	34:06
Third-Down Conversions	2 of 12	6 of 15
Fourth-Down Conversions	1 of 2	3 of 3
Red-Zone Scores-Chances	1-2	5-5

North Carolina

Rushing	No.	Gain	Loss	Net	TD	Lg	Avg
Johnny White	8	88	3	85	1	76	10.6
Shaun Draughn	10	74	3	71	0	30	7.1
Jheranie Boyd	1	1	0	1	0	1	1.0
T.J. Yates	10	11	19	-8	0	5	-0.8

Passing	C-A-I	Yds	TD	Long	Sack
T.J. Yates	12-21-2	140	0	34	5

Receiving	No.	Yards	TD	Long
Dwight Jones	4	74	0	34
Johnny White	2	27	0	26
Ryan Taylor	2	13	0	9
Erik Highsmith	2	9	0	5

Punting	No.	Yds	Avg	Long	In20	TB
C.J. Feagles	4	164	41.0	46	0	0

Punt Returns	No.	Yards	TD	Long

Kick Returns	No.	Yards	TD	Long
Todd Harrelson	1	18	0	18
Anthony Elzy	1	5	0	5

Tackles	UA-A	Total	Sacks	TFL
Zach Brown	11-3	14	0.0	0.5
Deunta Williams	4-3	7	0.0	0.0
Tre Boston	5-1	6	0.0	0.0
Matt Merletti	5-1	6	0.0	0.0

Miami (Fla.)

Rushing	No.	Gain	Loss	Net	TD	Lg	Avg
Damien Berry	19	109	0	109	1	14	5.7
Lamar Miller	11	69	2	67	0	27	6.1
Mike James	11	54	0	54	0	13	4.9
TEAM	2	0	2	-2	0	0	-1.0

Passing	C-A-I	Yds	TD	Long	Sack
Jacory Harris	21-32-1	217	3	26	1

Receiving	No.	Yards	TD	Long
Travis Benjamin	4	67	1	26
Leonard Hankerson	4	51	1	19
LaRon Byrd	4	31	1	11
Asante Cleveland	2	34	0	25

Punting	No.	Yds	Avg	Long	In20	TB
Matt Boshier	3	106	35.3	43	0	1

Punt Returns	No.	Yards	TD	Long
Travis Benjamin	4	0	0	2

Kick Returns	No.	Yards	TD	Long
Graig Cooper	2	38	0	23
Eduardo Clements	1	29	0	29

Tackles	UA-A	Total	Sacks	TFL
Colin McCarthy	4-3	7	0.0	0.0
Allen Bailey	3-3	6	3.5	3.5
Ryan Hill	4-1	5	0.0	0.0
Ray-Ray Armstrong	3-1	4	0.0	0.0

Qtr	Time	Scoring Play	V-H
1st	05:15	NC - Casey Barth 19 yd field goal, 10-78 5:25	3 - 0
2nd	14:16	UM - Matt Boshier 38 yd field goal, 9-59 3:24	3 - 3
	13:51	NC - Johnny White 76 yd run (Casey Barth kick), 1-76 0:25	10 - 3
	10:23	UM - Matt Boshier 34 yd field goal, 10-48 3:28	10 - 6
	05:30	UM - LaRon Byrd 6 yd pass from Jacory Harris (Matt Boshier kick), 9-55 3:09	10 - 13
3rd	10:01	UM - Travis Benjamin 24 yd pass from Jacory Harris (Matt Boshier kick failed), 9-64 3:04	10 - 19
	02:06	UM - Leonard Hankerson 19 yd pass from Jacory Harris (Matt Boshier kick), 7-67 2:14	10 - 26
4th	09:04	UM - Damien Berry 2 yd run (Matt Boshier kick), 7-53 3:58	10 - 33



Quickie Statistics (Final)

#22 Miami (Fla.) vs Virginia (Oct 30, 2010 at Charlottesville, Va.)



	UM	VA
Score	19	24
FIRST DOWNS	24	18
RUSHES-YARDS (NET)	29-179	46-185
PASSING YDS (NET)	269	176
Passes Att-Comp-Int	42-18-5	27-19-1
TOTAL OFFENSE PLAYS-YARDS	71-448	73-361
Fumble Returns-Yards	0-0	0-0
Punt Returns-Yards	3-9	0-0
Kickoff Returns-Yards	4-62	3-33
Interception Returns-Yards	1-13	5-85
Punts (Number-Avg)	4-57.8	6-40.8
Fumbles-Lost	0-0	1-1
Penalties-Yards	12-95	11-105
Possession Time	23:18	36:42
Third-Down Conversions	5 of 12	6 of 17
Fourth-Down Conversions	1 of 2	1 of 1
Red-Zone Scores-Chances	1-3	3-3

Miami (Fla.)

Rushing	No.	Gain	Loss	Net	TD	Lg	Avg
Damien Berry	11	43	1	42	0	8	3.8
Travis Benjamin	1	36	0	36	0	36	36.0
Graig Cooper	3	30	0	30	0	20	10.0
Lamar Miller	6	33	5	28	0	11	4.7

Passing	C-A-I	Yds	TD	Long	Sack
Stephen Morris	9-22-2	162	2	60	0
Jacory Harris	7-13-1	85	0	40	1

Receiving	No.	Yards	TD	Long
Leonard Hankerson	6	90	1	29
LaRon Byrd	6	78	0	40
Travis Benjamin	4	78	1	60
Lamar Miller	2	23	0	17

Punting	No.	Yds	Avg	Long	In20	TB
Matt Boshier	4	231	57.8	62	1	3

Punt Returns	No.	Yards	TD	Long
Graig Cooper	3	9	0	5

Kick Returns	No.	Yards	TD	Long
Storm Johnson	2	49	0	30
Patrick Hill	1	13	0	13

Tackles	UA-A	Total	Sacks	TFL
Colin McCarthy	5-13	18	0.0	2.0
Ryan Hill	2-9	11	0.0	0.5
Sean Spence	2-7	9	0.0	0.5
JoJo Nicolas	4-4	8	0.0	0.5

Virginia

Rushing	No.	Gain	Loss	Net	TD	Lg	Avg
Keith Payne	17	84	3	81	2	30	4.8
Perry Jones	22	78	9	69	0	15	3.1
Raynard Horne	2	29	0	29	0	26	14.5
Marc Verica	3	7	0	7	0	4	2.3

Passing	C-A-I	Yds	TD	Long	Sack
Marc Verica	19-27-1	176	1	31	0

Receiving	No.	Yards	TD	Long
Kris Burd	7	104	0	31
Perry Jones	4	17	0	9
Colter Phillips	3	28	1	16
Matt Snyder	2	18	0	12

Punting	No.	Yds	Avg	Long	In20	TB
Jimmy Howell	5	213	42.6	52	3	0
Robert Randolph	1	32	32.0	32	1	0

Punt Returns	No.	Yards	TD	Long

Kick Returns	No.	Yards	TD	Long
Perry Jones	1	16	0	16
TEAM	1	0	0	0

Tackles	UA-A	Total	Sacks	TFL
Mike Parker	5-3	8	0.0	0.0
LaRoy Reynolds	2-6	8	0.0	0.5
Darnell Carter	1-7	8	0.5	2.0
Zane Parr	0-6	6	0.0	0.0

Qtr	Time	Scoring Play	V-H
2nd	06:28	VA - Colter Phillips 16 yd pass from Marc Verica (Robert Randolph kick), 11-74 5:28	0 - 7
	01:14	VA - Keith Payne 30 yd run (Robert Randolph kick), 6-48 2:48	0 - 14
3rd	07:21	VA - Robert Randolph 32 yd field goal, 11-65 4:39	0 - 17
4th	11:56	VA - Keith Payne 5 yd run (Robert Randolph kick), 1-5 0:03	0 - 24
	10:34	UM - Leonard Hankerson 29 yd pass from Stephen Morris (Stephen Morris pass failed), 4-65 1:22	6 - 24
	04:54	UM - Stephen Morris 9 yd run (Matt Boshier kick failed), 15-90 3:29	12 - 24
	04:39	UM - Travis Benjamin 60 yd pass from Stephen Morris (Matt Boshier kick), 1-60 0:15	19 - 24



Quickie Statistics (Final)

Maryland vs Miami (Fla.) (Nov 06, 2010 at Miami Gardens, Fla.)



	MD	UM
Score	20	26
FIRST DOWNS	15	25
RUSHES-YARDS (NET)	25-96	49-218
PASSING YDS (NET)	158	286
Passes Att-Comp-Int	30-11-1	30-18-2
TOTAL OFFENSE PLAYS-YARDS	55-254	79-504
Fumble Returns-Yards	0-0	0-0
Punt Returns-Yards	4-52	3-2
Kickoff Returns-Yards	4-62	3-44
Interception Returns-Yards	2-86	1-0
Punts (Number-Avg)	6-47.5	5-44.2
Fumbles-Lost	2-0	2-0
Penalties-Yards	7-56	10-100
Possession Time	23:18	36:42
Third-Down Conversions	3 of 12	9 of 17
Fourth-Down Conversions	0 of 0	0 of 0
Red-Zone Scores-Chances	2-3	4-4

Maryland

Rushing	No.	Gain	Loss	Net	TD	Lg	Avg
Davin Meggett	9	70	0	70	0	37	7.8
Da'Rel Scott	9	30	0	30	0	12	3.3
Taylor Watson	2	16	0	16	0	15	8.0
TEAM	1	0	1	-1	0	0	-1.0

Passing	C-A-I	Yds	TD	Long	Sack
Danny O'Brien	9-28-1	134	1	42	2
Jamarr Robinson	2-2-0	24	0	13	0

Receiving	No.	Yards	TD	Long
Kevin Dorsey	3	63	1	42
Torrey Smith	3	35	0	13
Ronnie Tyler	2	11	0	5
Adrian Cannon	1	26	0	26

Punting	No.	Yds	Avg	Long	In20	TB
Travis Baltz	6	285	47.5	62	1	1

Punt Returns	No.	Yards	TD	Long
Tony Logan	4	52	0	23

Kick Returns	No.	Yards	TD	Long
Dexter McDougale	2	16	0	12
Torrey Smith	2	46	0	25

Tackles	UA-A	Total	Sacks	TFL
Kenny Tate	11-1	12	0.0	0.0
Demetrius Hartsfield	6-3	9	0.0	1.5
Antwine Perez	6-2	8	0.0	0.0
Cameron Chism	4-2	6	0.0	0.0

Miami (Fla.)

Rushing	No.	Gain	Loss	Net	TD	Lg	Avg
Lamar Miller	22	127	2	125	1	22	5.7
Mike James	10	51	0	51	1	10	5.1
Graig Cooper	10	43	3	40	0	17	4.0
Stephen Morris	6	28	15	13	0	16	2.2

Passing	C-A-I	Yds	TD	Long	Sack
Stephen Morris	18-30-2	286	1	53	3

Receiving	No.	Yards	TD	Long
Travis Benjamin	5	127	0	53
LaRon Byrd	5	61	0	26
Leonard Hankerson	4	66	1	35
Lamar Miller	2	20	0	12

Punting	No.	Yds	Avg	Long	In20	TB
Matt Boshier	5	221	44.2	48	1	0

Punt Returns	No.	Yards	TD	Long
Travis Benjamin	2	-2	0	0
Graig Cooper	1	4	0	4

Kick Returns	No.	Yards	TD	Long
Storm Johnson	2	27	0	25
Graig Cooper	1	17	0	17

Tackles	UA-A	Total	Sacks	TFL
Colin McCarthy	4-2	6	0.0	0.0
Ray-Ray Armstrong	3-2	5	0.0	0.0
Ramon Buchanan	3-1	4	0.0	0.0
Sean Spence	2-1	3	0.0	0.0

Qtr	Time	Scoring Play	V-H
1st	06:09	UM - Lamar Miller 8 yd run (TEAM rush fumbld), 6-80 2:34	0 - 6
2nd	14:52	MD - Kevin Dorsey 42 yd pass from Danny O'Brien (Travis Baltz kick), 7-66 2:20	7 - 6
	11:38	MD - Alex Wujciak 60 yd interception return (Travis Baltz kick)	14 - 6
	07:14	UM - Mike James 2 yd run (TEAM kick blockd), 10-80 4:24	14 - 12
	03:21	MD - Travis Baltz 27 yd field goal, 9-57 3:53	17 - 12
	00:36	UM - Matt Boshier 33 yd field goal, 9-64 2:45	17 - 15
3rd	05:16	UM - Matt Boshier 31 yd field goal, 9-43 4:14	17 - 18
4th	09:19	MD - Travis Baltz 23 yd field goal, 8-46 3:19	20 - 18
	00:37	UM - Leonard Hankerson 35 yd pass from Stephen Morris (Lamar Miller rush), 7-82 2:29	20 - 26



Quickie Statistics (Final)

Miami (Fla.) vs Georgia Tech (Nov 13, 2010 at Atlanta, Ga.)



	UM	GT
Score	35	10
FIRST DOWNS	24	20
RUSHES-YARDS (NET)	46-277	59-308
PASSING YDS (NET)	230	101
Passes Att-Comp-Int	18-10-0	17-7-0
TOTAL OFFENSE PLAYS-YARDS	64-507	76-409
Fumble Returns-Yards	0-0	1-5
Punt Returns-Yards	0-0	1-11
Kickoff Returns-Yards	3-43	6-125
Interception Returns-Yards	0-0	0-0
Punts (Number-Avg)	3-41.0	4-30.2
Fumbles-Lost	3-2	2-2
Penalties-Yards	4-31	7-59
Possession Time	27:01	32:59
Third-Down Conversions	3 of 10	7 of 15
Fourth-Down Conversions	1 of 2	1 of 3
Red-Zone Scores-Chances	4-5	2-4

Miami (Fla.)

Rushing	No.	Gain	Loss	Net	TD	Lg	Avg
Lamar Miller	11	88	3	85	1	17	7.7
Damien Berry	15	73	0	73	1	13	4.9
Mike James	10	61	1	60	1	29	6.0
Storm Johnson	1	21	0	21	0	21	21.0

Passing	C-A-I	Yds	TD	Long	Sack
Stephen Morris	10-18-0	230	1	79	0

Receiving	No.	Yards	TD	Long
Travis Benjamin	4	64	0	30
Leonard Hankerson	3	132	1	79
Aldarius Johnson	1	15	0	15
Chase Ford	1	14	0	14

Punting	No.	Yds	Avg	Long	In20	TB
Matt Bosher	3	123	41.0	45	2	0

Punt Returns	No.	Yards	TD	Long

Kick Returns	No.	Yards	TD	Long
Graig Cooper	3	43	0	17

Tackles	UA-A	Total	Sacks	TFL
Colin McCarthy	10-5	15	0.5	2.5
Sean Spence	7-4	11	0.0	3.0
Ray-Ray Armstrong	5-1	6	0.0	1.0
Ramon Buchanan	4-2	6	0.0	0.0

Georgia Tech

Rushing	No.	Gain	Loss	Net	TD	Lg	Avg
Tevin Washington	21	140	18	122	0	29	5.8
Orwin Smith	12	98	10	88	0	33	7.3
Anthony Allen	15	77	0	77	0	20	5.1
Embry Peoples	6	28	10	18	0	19	3.0

Passing	C-A-I	Yds	TD	Long	Sack
Tevin Washington	7-16-0	101	1	32	2
TEAM	0-1-0	0	0	0	0

Receiving	No.	Yards	TD	Long
Kevin Cone	3	42	1	22
Orwin Smith	1	32	0	32
Daniel McKayhan	1	13	0	13
Tyler Melton	1	9	0	9

Punting	No.	Yds	Avg	Long	In20	TB
Sean Poole	4	121	30.2	38	2	0

Punt Returns	No.	Yards	TD	Long
Jerrard Tarrant	1	11	0	11

Kick Returns	No.	Yards	TD	Long
B.J. Bostic	6	125	0	23

Tackles	UA-A	Total	Sacks	TFL
Brad Jefferson	5-6	11	0.0	0.0
Steven Sylvester	5-2	7	0.0	0.0
Mario Edwards	4-2	6	0.0	0.0
Jason Peters	3-3	6	0.0	2.0

Qtr	Time	Scoring Play	V-H
1st	11:21	UM - Lamar Miller 12 yd run (Matt Bosher kick), 10-88 3:33	7 - 0
	04:13	UM - Damien Berry 5 yd run (Matt Bosher kick), 9-88 3:28	14 - 0
2nd	13:05	GT - Scott Blair 38 yd field goal, 13-56 6:02	14 - 3
3rd	12:01	GT - Kevin Cone 22 yd pass from Tevin Washington (Scott Blair kick), 6-76 2:51	14 - 10
	11:39	UM - Leonard Hankerson 79 yd pass from Stephen Morris (Matt Bosher kick), 1-79 0:14	21 - 10
	01:39	UM - Mike James 7 yd run (Matt Bosher kick), 11-86 4:53	28 - 10
4th	02:18	UM - Graig Cooper 3 yd run (Matt Bosher kick), 10-49 5:45	35 - 10



Quickie Statistics (Final)

#14 Virginia Tech vs #24 Miami (Fla.) (Nov 20, 2010 at Miami Gardens, Fla.)



	VT	UM
Score	31	17
FIRST DOWNS	19	23
RUSHES-YARDS (NET)	48-251	42-262
PASSING YDS (NET)	118	202
Passes Att-Comp-Int	15-8-0	33-15-3
TOTAL OFFENSE PLAYS-YARDS	63-369	75-464
Fumble Returns-Yards	0-0	0-0
Punt Returns-Yards	0-0	2--1
Kickoff Returns-Yards	3-52	4-107
Interception Returns-Yards	3-53	0-0
Punts (Number-Avg)	6-47.2	3-41.3
Fumbles-Lost	1-1	3-3
Penalties-Yards	4-50	5-55
Possession Time	33:31	26:29
Third-Down Conversions	5 of 13	4 of 13
Fourth-Down Conversions	0 of 1	1 of 3
Red-Zone Scores-Chances	2-3	3-4

Virginia Tech

Rushing	No.	Gain	Loss	Net	TD	Lg	Avg
Ryan Williams	14	155	13	142	2	84	10.1
Darren Evans	14	76	3	73	0	18	5.2
David Wilson	10	31	3	28	0	9	2.8
Tyrod Taylor	10	55	47	8	1	18	0.8

Passing	C-A-I	Yds	TD	Long	Sack
Tyrod Taylor	7-14-0	94	1	43	5
Logan Thomas	1-1-0	24	0	24	0

Receiving	No.	Yards	TD	Long
Danny Coale	4	83	1	43
Marcus Davis	1	17	0	17
Ryan Williams	1	7	0	7
Xavier Boyce	1	6	0	6

Punting	No.	Yds	Avg	Long	In20	TB
Brian Saunders	6	283	47.2	57	1	2

Punt Returns	No.	Yards	TD	Long

Kick Returns	No.	Yards	TD	Long
David Wilson	3	52	0	24

Tackles	UA-A	Total	Sacks	TFL
Jayron Hosley	9-0	9	0.0	0.0
Eddie Whitley	5-4	9	0.0	0.0
Davon Morgan	6-2	8	0.0	0.0
Chris Drager	5-0	5	0.0	0.0

Miami (Fla.)

Rushing	No.	Gain	Loss	Net	TD	Lg	Avg
Lamar Miller	15	164	1	163	1	47	10.9
Damien Berry	9	47	0	47	0	17	5.2
Mike James	5	30	0	30	0	19	6.0
Stephen Morris	7	22	10	12	0	13	1.7

Passing	C-A-I	Yds	TD	Long	Sack
Stephen Morris	15-33-3	202	1	43	2

Receiving	No.	Yards	TD	Long
Leonard Hankerson	6	79	1	20
Travis Benjamin	3	64	0	43
Asante Cleveland	2	32	0	19
LaRon Byrd	2	20	0	12

Punting	No.	Yds	Avg	Long	In20	TB
Matt Boshier	3	124	41.3	59	2	0

Punt Returns	No.	Yards	TD	Long
Travis Benjamin	1	-4	0	0
Graig Cooper	1	3	0	3

Kick Returns	No.	Yards	TD	Long
Eduardo Clements	2	42	0	25
Graig Cooper	1	34	0	34

Tackles	UA-A	Total	Sacks	TFL
Colin McCarthy	6-8	14	0.0	0.0
Sean Spence	7-3	10	1.0	2.5
Ray-Ray Armstrong	4-3	7	0.0	0.0
Ramon Buchanan	4-2	6	0.0	2.0

Qtr	Time	Scoring Play	V-H
1st	11:54	UM - Leonard Hankerson 9 yd pass from Stephen Morris (Matt Boshier kick), 8-60 3:06	0 - 7
	00:51	VT - Ryan Williams 14 yd run (Chris Hazley kick), 12-88 6:04	7 - 7
2nd	11:51	UM - Matt Boshier 34 yd field goal, 11-58 4:00	7 - 10
	09:23	VT - Chris Hazley 49 yd field goal, 6-48 2:28	10 - 10
3rd	05:32	VT - Danny Coale 43 yd pass from Tyrod Taylor (Chris Hazley kick), 8-86 4:15	17 - 10
	03:55	UM - Lamar Miller 4 yd run (Matt Boshier kick), 4-62 1:37	17 - 17
4th	13:24	VT - Ryan Williams 84 yd run (Chris Hazley kick), 1-84 0:14	24 - 17
	06:25	VT - Tyrod Taylor 18 yd run (Chris Hazley kick), 5-25 2:36	31 - 17



Quickie Statistics (Final)

USF vs Miami (Fla.) (Nov 27, 2010 at Miami Gardens, Fla.)



	USF	UM
Score	23	20
FIRST DOWNS	18	16
RUSHES-YARDS (NET)	46-135	39-165
PASSING YDS (NET)	159	188
Passes Att-Comp-Int	27-12-0	35-20-2
TOTAL OFFENSE PLAYS-YARDS	73-294	74-353
Fumble Returns-Yards	0-0	0-0
Punt Returns-Yards	3-12	7-28
Kickoff Returns-Yards	2-53	3-53
Interception Returns-Yards	2-12	0-0
Punts (Number-Avg)	10-41.0	8-40.6
Fumbles-Lost	1-1	2-1
Penalties-Yards	10-58	5-38
Possession Time	30:26	29:34
Third-Down Conversions	3 of 14	9 of 21
Fourth-Down Conversions	0 of 0	0 of 0
Red-Zone Scores-Chances	3-5	2-3

USF

Rushing	No.	Gain	Loss	Net	TD	Lg	Avg
Moise Plancher	24	106	5	101	0	16	4.2
Demetris Murray	13	45	3	42	2	15	3.2
B.J. Daniels	3	11	9	2	0	11	0.7
Faron Hornes	1	0	0	0	0	0	0.0

Passing	C-A-I	Yds	TD	Long	Sack
Bobby Eveld	8-15-0	120	0	27	2
B.J. Daniels	4-12-0	39	0	24	1

Receiving	No.	Yards	TD	Long
Joel Miller	4	60	0	24
Dontavia Bogan	3	56	0	27
Demetris Murray	2	10	0	8
Moise Plancher	1	20	0	20

Punting	No.	Yds	Avg	Long	In20	TB
J. Brockhaus-Kann	10	410	41.0	52	2	0

Punt Returns	No.	Yards	TD	Long
Terrence Mitchell	3	12	0	10

Kick Returns	No.	Yards	TD	Long
Lindsey Lamar	2	53	0	37

Tackles	UA-A	Total	Sacks	TFL
Jacquian Williams	6-1	7	0.0	0.5
Ryne Giddins	5-1	6	1.0	2.0
Terrell McClain	5-1	6	0.0	1.5
Jon Lejiste	4-2	6	0.0	0.0

Miami (Fla.)

Rushing	No.	Gain	Loss	Net	TD	Lg	Avg
Storm Johnson	5	79	4	75	1	71	15.0
Damien Berry	15	55	0	55	0	11	3.7
Graig Cooper	6	20	0	20	0	7	3.3
Lamar Miller	9	17	9	8	1	8	0.9

Passing	C-A-I	Yds	TD	Long	Sack
Jacory Harris	12-18-1	110	0	37	1
Stephen Morris	8-17-1	78	0	20	0

Receiving	No.	Yards	TD	Long
Leonard Hankerson	9	127	0	37
LaRon Byrd	3	19	0	8
Travis Benjamin	2	8	0	8
Graig Cooper	2	-1	0	0

Punting	No.	Yds	Avg	Long	In20	TB
Matt Boshier	8	325	40.6	59	5	0

Punt Returns	No.	Yards	TD	Long
Travis Benjamin	4	12	0	5
Graig Cooper	3	16	0	13

Kick Returns	No.	Yards	TD	Long
Eduardo Clements	3	53	0	22

Tackles	UA-A	Total	Sacks	TFL
Colin McCarthy	6-4	10	0.0	1.0
Sean Spence	7-2	9	0.0	1.0
Micanor Regis	5-1	6	0.0	1.0
Ray-Ray Armstrong	5-0	5	0.0	1.0

Qtr	Time	Scoring Play	V-H
2nd	00:00	USF - Maikon Bonani 21 yd field goal, 12-75 3:43	3 - 0
3rd	09:00	USF - Demetris Murray 8 yd run (Maikon Bonani kick), 2-18 0:45	10 - 0
	03:17	UM - Lamar Miller 8 yd run (Matt Boshier kick), 8-48 2:45	10 - 7
4th	14:30	UM - Storm Johnson 71 yd run (Matt Boshier kick), 1-71 0:13	10 - 14
	08:44	UM - Matt Boshier 18 yd field goal, 7-57 3:54	10 - 17
	02:00	USF - Bobby Eveld 1 yd run (Maikon Bonani kick), 9-81 2:54	17 - 17
OT	15:00	UM - Matt Boshier 28 yd field goal, 7-0 0:05	17 - 20
	15:00	USF - Demetris Murray 1 yd run, 7-0 0:05	23 - 20