



NATIONAL CHAMPIONS 1983, 1987, 1989, 1991, 2001

Sports Media Relations/Contacts: Mark Pray, Kerwin Lonzo-Main Football Contact (klonzo@miami.edu), Rob Dunning
Sports Media Relations, University of Miami, 5821 San Amaro Drive, Coral Gables, FL 33146
(305) 284-3244, (305) 284-2807 FAX, www.hurricanesports.com

MIAMI (2-1, 2-1 ACC Coastal)

Date	Opponent	(TV)	Time/Result
Sept. 7	at (18/19) Florida State*	ESPN	W, 38-34
Sept. 17	(14/13) GEORGIA TECH*	ESPN	W, 33-17
Sept. 26	at (11/12) Virginia Tech*	ABC/ESPN	L, 7-31
Oct. 3	(8/8) OKLAHOMA	ABC	8 p.m.
Oct. 10	FLORIDA A&M		7 p.m.
Oct. 17	at UCF	CBS CS	7:30 p.m.
Oct. 24	Clemson*		TBA
Oct. 31	at Wake Forest*		TBA
Nov. 7	VIRGINIA*		TBA
Nov. 14	at (22/22) North Carolina*		TBA
Nov. 21	DUKE*		TBA
Nov. 28	at USF		TBA

*ACC game; all times Eastern; Coaches poll rankings second ()

OKLAHOMA (2-1, 0-0 BIG 12 SOUTH)

Date	Opponent	Time/Result
Sept. 5	vs. (20/24) BYU (Arlington, Texas)	L, 13-14
Sept. 12	IDAHO STATE	W, 64-0
Sept. 19	TULSA	W, 45-0
Oct. 3	at (17/21) Miami	8 p.m.
Oct. 10	BAYLOR*	3:30 p.m.
Oct. 17	vs. (2/2) Texas* (Dallas, Texas)	Noon
Oct. 24	at (18/16) Kansas*	TBA
Oct. 31	KANSAS STATE*	TBA
Nov. 7	at (23/24) Nebraska*	TBA
Nov. 14	TEXAS A&M*	TBA
Nov. 21	at Texas Tech*	TBA
Nov. 28	(14/12) OKLAHOMA STATE*	7 p.m.

*Big 12 game; all times Eastern; Coaches poll rankings second ()

2009 STATISTICAL COMPARISON

Offense	Oklahoma	Miami
Scoring	122	78
Points per game	40.7	26.0
First Downs	69	55
Rush-pass-pen	33-29-7	17-37-1
Total offense	1358	1139
Average per play	6.3	6.1
Average per game	452.7	379.7
Rushing yards	589	333
Yards per rush	4.9	3.2
Yards per game	196.3	111.0
Passing yards	769	806
Pass att.-cmp.-int.	59-95-3	50-84-3
Yards per attempt	8.1	9.6
Yards per completion	13.0	16.1
Yards per game	256.3	268.7
Completion pct.	62.1	59.5
Defense		
Total points allowed	14	82
Points per game	4.7	27.3
First downs allowed	39	50
Rush-pass-pen	15-21-3	24-19-7
Total offense allowed	670	1002
Yards per game	223.3	334.0
Rushing yards allowed	122	477
Yards per carry	1.2	3.8
Yards per game	40.7	159.0
Passing yards allowed	548	525
Pass att.-cmp.-int.	53-101-4	34-65-1
Yards per attempt	5.4	8.1
Yards per completion	10.3	15.4
Yards per game	182.7	175.0



17 MIAMI HURRICANES

Ranking
No. 17 (AP); No. 21 (Coaches)
Last Game
Sept. 26 - 31-7 loss at No. 11 Virginia Tech in Blacksburg
Head Coach
Randy Shannon (3rd Season)
Shannon Career Record:
14-14
vs. Oklahoma
0-1 Overall
0-0 in Miami
0-1 in Norman

2009 STATISTICAL LEADERS
Rushing-Att.-Yds-TDs
G. Cooper - 35-179-1

Passing-C-A-I-Yds-TDs
J. Harris - 50-84-3-806-5

Receiving-C-Yds-TDs
L. Hankerson - 8-186-0

Tackles-UA-A-Tot
C. McCarthy - 9-16-25

8 OKLAHOMA SOONERS

Ranking
No. 8 (AP); No. 8 (Coaches)
Last Game
Sept. 19 - 45-0 win vs. Tulsa in Norman
Head Coach
Bob Stoops (11th year)
Stoops Career Record:
111-25
vs. Miami
1-0 Overall
0-0 in Miami
1-0 in Norman

2009 STATISTICAL LEADERS
Rushing-Att.-Yds-TDs
D. Murray - 32-219-2

Passing-C-A-I-Yds-TDs
L. Jones - 49-81-3-673-9

Receiving-C-Yds-TDs
R. Broyles - 22-309-7

Tackles-UA-A-Tot
T. Lewis - 17-12-29

GAME 4 INFORMATION

Date: Saturday, Oct. 3, 2009
Location: Land Shark Stadium
(Natural Grass), (74,916) in Miami Gardens, Fla.
Kickoff: 8:12 p.m. (ET)

TELEVISION - ABC

Brent Musberger (play-by-play)
Kirk Herbstreit (color)
Lisa Salters (sideline reporter)
Tape Delay Telecast - CSS
Mon., Oct. 5 at 7 p.m.; Thurs. Oct. 8 at Noon

LOCAL RADIO - 560 WQAM, 1450 ESPN DEPORTES

560 WQAM
Joe Zagacki (play-by-play)
Don Bailey Jr. (color analyst)
Fans can also listen online at www.wqam.com

1450 ESPN Deportes En Español

Joe Pujala (play-by-play)
Joe Martinez (color analyst)

NATIONAL RADIO - ESPN RADIO

Satellite: 191 (XM)
Bill Rosinski (play-by-play)
Dennis Franchione (color analyst)
Joe Schad (sideline reporter)

WEBSITES

Miami (www.hurricanesports.com)
Oklahoma (www.soonersports.com)

No. 17 MIAMI HOSTS NO. 8 OKLAHOMA IN ABC PRIMETIME

- ▶ No. 17 Miami plays its first nonconference game of the season when the Hurricanes take on their fourth straight Top 20 team Saturday night as they welcome No. 8 Oklahoma to Land Shark Stadium.
- ▶ The Hurricanes suffered their first loss of the season at No. 11 Virginia Tech last Saturday. Miami has wins at No. 18 Florida State and vs. No. 14 Georgia Tech, which propelled the Hurricanes into the AP Top 10 at No. 9 last week for the first time since the final regular season poll of the 2005 season. The 'Canes opened the 2009 season unranked in both polls.
- ▶ Jacory Harris continues to be off to one of the best starts for a quarterback in school history, winning Atlantic Coast Conference Player of the Week honors after each of Miami's first two games. The sophomore from Miami ranks 24th nationally in passing efficiency (152.62), has 806 passing yards in three games and has already accounted for six touchdowns (5 passing, 1 rushing).
- ▶ Running back Graig Cooper ranks eighth nationally as an all-purpose runner, averaging 182.7 all-purpose yards per game. Cooper and wide receiver Travis Benjamin have combined for 48.5% (752 of 1550) of Miami's all-purpose yardage through the team's first three games. Cooper, who has a team-high 548 yards, leads the team in rushing yards (179) and kick-return yards (312) while Benjamin has a team-best 157 receiving yards.
- ▶ Linebacker Colin McCarthy is coming off a career-high 13 tackles at Virginia Tech and has a team-high 25 tackles (nine solo, 16 assisted). Cornerback Brandon Harris (18 tackles) and has an ACC-high five passes defended.

The MIAMI-OKLAHOMA SERIES

- ▶ The series is tied 3-3 with the Sooners winning the last meeting in 2007, 51-13.
- ▶ The Hurricanes are 2-1 in games played in Miami, which includes a 20-14 win in the 1988 Orange Bowl for Miami's second national title.
- ▶ This will be the first meeting in Miami between the two schools since the 1988 Orange Bowl.

A 'CANES WIN OVER THE SOONERS WOULD GIVE...

- ▶ Miami three wins in its first four games for the second time under Randy Shannon.
- ▶ The 'Canes their third win over a ranked opponent to open the season.
- ▶ Miami its fourth win in the last five meetings over Oklahoma dating back to the 1985 season.

COVERING THE HURRICANES

For the Oklahoma game, players are available up to the end of practice on Wednesday. Interviews with players and coaches must be arranged at least 24 hours in advance. Practices are open to the media from the start through stretch. Head coach Randy Shannon will address the media following each practice.

ACC Teleconference Call - Wed. Sept. 30 - (Contact UM Media Relations for the phone number)

10:30 a.m.	Frank Spaziani, Boston College
10:40 a.m.	Dabo Swinney, Clemson
10:50 a.m.	Bobby Bowden, Florida State
11:00 a.m.	David Cutcliffe, Duke
11:10 a.m.	Paul Johnson, Georgia Tech
11:20 a.m.	Ralph Friedgen, Maryland
11:30 a.m.	Randy Shannon, Miami
11:40 a.m.	Butch Davis, North Carolina
11:50 a.m.	Tom O'Brien, NC State
12:00 a.m.	Al Groh, Virginia
12:10 a.m.	Frank Beamer, Virginia Tech
12:20 a.m.	Jim Grobe, Wake Forest

MIAMI FOOTBALL MEDIA RELATIONS

Mark Pray	Assistant AD/Communications
Kerwin Lonzo	Associate SID/Football Contact
Rob Dunning	Assistant SID
Phone	(305) 284-3244
Fax	(305) 284-2807

COACHES SHOW

UM's coaches show, "Hurricane Game Day With Randy Shannon" airs twice weekly on CSS, at 5:30 p.m. Thursdays and 10 a.m. Saturdays. The show is hosted by Joe Zagacki and Don Bailey Jr. and features Hurricanes players as coach Shannon's guests.

HURRICANE HOTLINE

Hurricane Hotline is a weekly two-hour show hosted by Joe Zagacki and Don Bailey, Jr. that airs from 7-9 p.m. Thursday nights during the season from The Sports Exchange (45 Miracle Mile, Coral Gables, Fla. 33134; Phone: 305-774-1222). Hurricane Hotline features interviews with UM head football coach Randy Shannon, players, coaches and other UM personnel as well as other featured guests. Fans are encouraged to listen on 560 WQAM or view the show in-person at The Sports Exchange.

Scouting THE SOONERS

▶ Oklahoma enters the game with an overall record of 2-1. After dropping its season-opener to then-No. 20 BYU in Dallas, 14-13, the Sooners have responded with back-to-back shut out wins over Idaho State (64-0) and Tulsa (45-0) in Norman.

▶ Heisman Trophy winning quarterback Sam Bradford suffered an injury in the Sooners' season-opener against BYU. Back-up Landry Jones has filled in for Bradford, tossing for 673 yards with nine touchdowns and three interceptions in three games.

▶ Running backs DeMarco Murray and Chris Brown have split the bulk of the carries for the Sooners this season. Murray leads the team in rushing yards (219) and rushing touchdowns (2) while Brown has a team-high 41 attempts on the ground. Ryan Broyles has been Jones' go-to receiver in the early going as Broyles already has 309 yards receiving yards and a team-high seven touchdowns. Brandon Caleb (175 yards, 2 TDs) is OU's other threat through the air.

▶ Defensively for Oklahoma, linebacker Travis Lewis has a team-best 29 tackles (17 solo, 12 assists). Four different Sooners have an interception thus far, including linebacker Ryan Reynolds who also has 26 tackles and is tied for a team-high with three sacks.

▶ Jimmy Stevens handles OU's kicking duties and is 3-for-4 this season. Tress Way averages 43.5 yards per punt and has placed seven of his 14 punts inside his opponent's 20-yard line.

Three FORMER 'CANES TO BE INDUCTED INTO RING OF HONOR

▶ University of Miami Director of Athletics Kirby Hocutt and head football coach Randy Shannon have announced the selection of three new members to the UM Football Ring of Honor.

▶ Former 'Canes Bennie Blades, Eddie Dunn and Steve Walsh will all be placed in the Ring of Honor during halftime of Miami's home game against Clemson on Saturday, Oct. 24 at Land Shark Stadium.

▶ The Ring of Honor was established during the 1997 season as a way to recognize the outstanding players that have passed through the UM football program. This will be the fourth class to be inducted.

▶ Blades, Dunn and Walsh will join current Ring of Honor members Ottis Anderson (1975-78), Don Bosseler (1953-56), Jim Dooley (1949-51), Ted Hendricks (1966-68), Jim Kelly (1979-82), Cortez Kennedy (1988-89), Bernie Kosar (1982-84), Edgerrin James (1996-98), George Mira (1961-63), Jim Otto (1957-59), Burgess Owens (1970-72), Vinny Testaverde (1982-86) and Gino Torretta (1989-92) in the Ring of Honor. The new inductees' names will be on display at future UM games in Land Shark Stadium beginning Oct. 24.

▶ The Ring of Honor was established during the 1997 season as a way to recognize the outstanding players that have passed through the Hurricane Football program. This becomes the fourth class to be inducted. The initial class was made up of Mira, Dooley, Hendricks and Testaverde while the second class of Anderson, Bosseler, Kosar and Owens was inducted in 1999. Last year, Miami inducted its third class of Kelly, Kennedy, James, Otto and Torretta.

▶ A special luncheon featuring the new Ring of Honor inductees and members from previous classes will be held the day before the game - Friday, October 23, 2009- from 12 - 2 p.m. at the Four Seasons Hotel Miami at 1435 Brickell Avenue, Miami, Florida. Sponsor tables can be purchased for \$1,500 and luncheon tickets may be purchased for \$100 per person. For further information please contact the University of Miami Hurricane Club at (305) 284-6699. Proceeds from the Luncheon will benefit the Hurricane Club Student-Athlete Scholarship Fund. Sponsor table hosts will receive their name in the program and a special gift, as well as preferred seating.

Wear ORANGE SATURDAY NIGHT

▶ Fans are encouraged to wear orange Saturday night when the 'Canes host Oklahoma at Land Shark Stadium.

Game TIME SET FOR FAMU

▶ Miami has announced its home game with Florida A&M on Oct. 10 will kick off at 7 p.m. The game will mark the Hurricanes third home game and just its second against a non-conference opponent this season. The game will be streamed on ESPN360.com.


▶ In addition to its halftime performance, the Florida A&M Marching 100 band will perform a 15-minute concert on the field at Land Shark Stadium after the game has ended.

THIS WEEK IN MIAMI FOOTBALL (practice times subject to change)

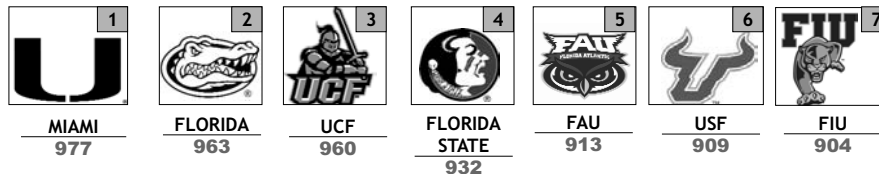
SEPTEMBER/OCTOBER 2009

Monday	Tuesday	Wednesday	Thursday	Friday	Saturday	Sunday
28	29	30	1	2	3	4
PLAYERS DAY OFF	5:45 a.m. - PRACTICE Players and coaches available after 11:30 a.m. - 1 p.m. Weekly Press Conference	5:45 a.m. - PRACTICE Players and coaches available after 10:30 a.m. - ACC Coaches Teleconference	2:30 p.m. - PRACTICE Coach Shannon available after	WALK THRU No Media Availability	MIAMI VS. OKLAHOMA 8 p.m. (ABC)	GAME RECAP - 11 a.m. Edgerrin James Team Meeting Room

'Canes IN THE FOOTBALL ACADEMIC PROGRESS REPORT SCORES



► Miami's APR score in 2009 ranked 7th nationally with a score of 977. The score was the highest among all Florida institutions and second highest in the Atlantic Coast Conference.



► Miami's APR score in 2009 ranked 7th nationally with a score of 977. The score was the highest among all Florida institutions and second highest in the Atlantic Coast Conference.

'Canes IN THE CLASS ROOM

- Of the 20 seniors on this year's squad, eight have already earned degrees, while the remaining 11 are all on course to graduate either in December of 2009 or May of 2010.
- The eight players that have already earned degrees include: Jake Byrne (Finance), Joe Joseph (Sports Administration), Eric Moncur (Bachelor of Liberal Arts), Matt Perrelli (Marketing and Management), Matt Piphon (Biology), Darryl Sharpton (Finance), A.J. Trump (Management and Organization), Jimmy Graham (Management and Marketing).
- Last season, Miami had 13 early graduates, which were the most in the nation.
- Four graduates on the 2009 roster are currently pursuing their master's degrees: Joe Joseph (Master's of Liberal Arts), Jimmy Graham (Master's of Liberal of Arts), Matt Perrelli (Sports Administration) and Jake Byrne (Master's of Business Administration).



JAKE BYRNE JIMMY GRAHAM JOE JOSEPH ERIC MONCUR MATT PERRELLI MATT PIPHON DARRYL SHARPTON A.J. TRUMP

'Number OF PLAYERS WHO HAVE OBTAINED UNDERGRADUATE DEGREES ON 2009 ROSTERS

► Miami ranks fifth nationally in the number of players with degrees on 2009 rosters.



'Canes IN THE COMMUNITY

- Miami launched one of the biggest community outreach projects by a major college football team this past summer when the Hurricanes spent Saturdays with kids under the age of 12 in Miami-Dade, Broward and Palm Beach Counties in the month of July.
- The entire team split up into groups of approximately 15-20 players that visited area youth football programs and interacted with some of the teams' youngest fans.
- "South Florida is our home," explained Head Coach Randy Shannon. "This is a way for our players to give back to the community and it allows the football program and the athletic department to say thanks as well."
- The outreach events focused on football and life skills and lasted approximately 45 minutes at each site.

2009 HURRICANES RADIO NETWORK

Miami football games can be heard throughout the state of Florida on the Hurricane Sports Network, anchored by WQAM (560 AM). The games are also broadcast in Spanish on 1450 ESPN Deportes (1450 AM).

FLAGSHIP STATIONS

Miami/Fort Lauderdale	WQAM (560 AM)
Miami/Fort Lauderdale	ESPN Deportes (1450 AM)
University of Miami	WVUM (90.5 FM)

AFFILIATES

Miami/Ft. Lauderdale	WQAM (560)
Daytona	WPUL (1590)
Ft. Myers	WWCN (770)
Jupiter	ESPN (760)
Key West	WKWF (1600)
Live Oak	WLVO (106.1)
Marathon	WFFG (1300)
Melbourne	WIXC (1060)
Orlando	WAMT (1190)
Stuart	WSTU (1450)
Tampa	WMGG (1470)
Titusville	WIXC (1060)
West Palm Beach	ESPN (760)

MIAMI MEDIA POLICIES

Releases Available Via E-Mail

Media members interested in receiving Miami football releases via e-mail should send requests to Football SID Kerwin Lonzo at klonzo@miami.edu.

GAME DAY PRESS POLICIES

Only working press will be admitted to the Land Shark Stadium press box. Seats will be issued according to the following criteria:

1. State newspapers by circulation, wire services, national publications, newspapers from opponent's area, and student newspapers from UM and opponent's schools.
2. Other daily newspapers, with preference to those that regularly cover UM.
3. Radio and television personnel not broadcasting, but considered reporting.
4. Non-daily newspapers, with preference to those which regularly cover UM.
5. Scouts. Freelance and/or non-daily writers may be asked to produce copies of actual publications in which their work has appeared. In some cases, these materials will be required as verification of the writers' status.

CONFERENCE ROAD GAME CREDENTIALS

Writers covering UM on a regular basis can make all requests for conference road credentials with Mark Pray (mpray@miami.edu) or through the media relations department of the home team.

NON-CONFERENCE ROAD GAME CREDENTIALS

Writers covering UM on a regular basis may make requests for non-conference road credentials with the UM Sports Information Office. Credential requests are faxed to the opponent school by Monday two weeks prior to the contest.

Right BETWEEN THE NUMBERS

- ▶ Sophomore quarterback Jacory Harris ranks 24th in the nation in passing efficiency (152.62).
- ▶ Junior running back Graig Cooper ranks eighth nationally in all-purpose yards per game (182.67). He also ranks third in the ACC in all-purpose yardage behind Maryland's Torrey Smith (245.0) and Clemson's C.J. Spiller (214.2).
- ▶ Miami is currently ranked No. 15 in the latest Sagarin Ratings.
- ▶ As a team, Miami currently ranks 26th nationally in pass efficiency (152.60), 24th in passing offense (268.67) and 23rd in kickoff returns (26.60).
- ▶ With 14 carries at Virginia Tech, Javarris James moved into sole possession of sixth place on the program's all-time rushing attempts list with 441, passing Clinton Portis (440 attempts from 1999-01).
- ▶ Jacory Harris etched his name into the Hurricanes' record books in tossing for the 10th-most passing yards in a single game in school history with 386 yards through the air against Florida State in the season-opener.
- ▶ Miami's season-opening win at Florida State on Labor Day night was ESPN's third-most viewed regular season college football game in the history of the network.
- ▶ UM's 12 scheduled opponents this season had a combined record of 93-61 (.604) last season, with eight of the 12 opponents having won at least eight games.
- ▶ Four UM receivers stand at 6-3 or taller: Leonard Hankerson and Aldarius Johnson are 6-3, LaRon Byrd is 6-4 and Tommy Streeter is 6-5. Miami's top three tight ends are all 6-4 or taller, including Jimmy Graham who stands at 6-8.
- ▶ Nine different players either led or tied for the team-lead in receptions in a game last season. Of those players returning in 2009, Thearon Collier, Graig Cooper, Aldarius Johnson and Dedrick Epps led the team in catches more than once. In UM's season-opener, Travis Benjamin and Leonard Hankerson led the team with four catches a piece while LaRon Byrd has led the team in receptions each of the last two games (5 vs. Georgia Tech, 4 at Virginia Tech).
- ▶ Miami is 4-3 in the month of October under Randy Shannon and 26-5 in October this decade.
- ▶ Twelve different players have caught at least one pass through the seasons first three games and six of those 12 have at least five catches - including LaRon Byrd, who has a team-high nine receptions.
- ▶ The UM football team currently consists of 53 freshmen and sophomores and only 38 juniors and seniors.
- ▶ No position on the UM roster is as young as the receiver position, where junior Leonard Hankerson is the lone upper classmen expected to garner significant playing time. Behind Hankerson, the next seven receivers are all in just their second year in the program.
- ▶ After playing 21 true freshmen in last season's season-opener, UM played just five in the 2009 opener in Tallahassee.
- ▶ A year after Travis Benjamin collected 274 all-purpose yards against FSU, Graig Cooper nearly matched the impressive feat in tallying 232 yards against the 'Noles in Tallahassee in the season opener.
- ▶ For the second straight year, UM opened the season without an upperclassman at the top two quarterback spots on the depth chart (2008 - Robert Marve and Jacory Harris; 2009 - Jacory Harris and A.J. Highsmith).
- ▶ Miami reached its 23rd bowl game in the last 26 years with an Emerald Bowl appearance in 2008.
- ▶ Fans are encouraged to wear orange Saturday night when the 'Canes host Oklahoma at Land Shark Stadium.

**ASSOCIATED PRESS TOP 25
Sept. 27, 2009**

No	Team	Record	Pts.
1	Florida (55)	4-0	1490
2	Texas (1)	4-0	1420
3	Alabama (4)	4-0	1400
4	LSU	4-0	1225
5	Boise State	4-0	1203
6	Virginia Tech	3-1	1190
7	USC	3-1	998
8	Oklahoma	2-1	979
9	Ohio State	3-1	957
10	Cincinnati	4-0	946
11	TCU	3-0	896
12	Houston	3-0	844
13	Iowa	4-0	788
14	Oklahoma State	3-1	591
15	Penn State	3-1	470
16	Oregon	3-1	462
17	MIAMI	2-1	452
18	Kansas	4-0	418
18	Georgia	3-1	418
20	Brigham Young	3-1	349
21	Mississippi	2-1	340
22	Michigan	4-0	271
23	Nebraska	3-1	256
24	California	3-1	206
25	Georgia Tech	3-1	185

ARV: Missouri 175, Auburn 171, South Carolina 145, USF 145, UCLA 41, Utah 25, Wisconsin 20, Notre Dame 7, Arizona State 4, Stanford 2, North Carolina 2

**USA TODAY COACHES' TOP 25
Sept. 27, 2009**

No	Team	Record	Pts.
1	Florida (58)	4-0	1474
2	Texas (1)	4-0	1410
3	Alabama	4-0	1364
4	LSU	4-0	1226
5	Boise State	4-0	1144
6	Virginia Tech	3-1	1091
7	USC	3-1	1081
8	Oklahoma	2-1	1055
9	Ohio State	3-1	1036
10	TCU	3-0	928
11	Cincinnati	4-0	848
12	Oklahoma State	3-1	665
13	Penn State	3-1	627
14	Georgia	3-1	616
15	Houston	3-0	539
16	Kansas	4-0	508
17	Iowa	4-0	462
18	Mississippi	2-1	424
19	California	3-1	356
20	Michigan	4-0	304
21	MIAMI	2-1	298
21	BYU	3-1	298
23	Missouri	4-0	295
24	Nebraska	3-1	242
25	Oregon	3-1	198

ARV: Georgia Tech 186, USF 117, Auburn 103, South Carolina 92, Wisconsin 53, Utah 40, UCLA 27, Notre Dame 23, Stanford 20, NC State 8, North Carolina 7, Florida State 4, Minnesota 2, Arizona 2, Rutgers 1, Texas A&M 1

Miami ALL-TIME AGAINST OU

► Here is list of Miami's all-time highs against Oklahoma in the six-game history between the two schools:

Rushing Yards

- 55 – Larry Bates, 1975
- 41 – Warren Williams, 1988*
- 36 – Alonzo Highsmith, 1985
- 35 – Woody Thompson, 1973
- 35 – Kary Baker, 1975

Rushing Attempts

- 19 – Kary Baker, 1975
- 19 – Warren Williams, 1988*
- 18 – Graig Cooper, 2007
- 13 – Woody Thompson, 1973
- 12 – Larry Bates, 1975
- 11 – Alonzo Highsmith, 1985

Rushing Touchdowns

- 2 – Woody Thompson, 1973

Receiving Yards

- 102 – Melvin Bratton, 1988*
- 75 – Walt Sweeting, 1973
- 75 – Michael Irvin, 1985
- 72 – Mike Adams, 1975
- 66 – Willie Smith, 1985
- 66 – Brian Blades, 1985

Receptions

- 9 – Melvin Bratton, 1988*
- 6 – Willie Smith, 1985
- 5 – Melvin Bratton, 1986
- 5 – Charles Henry, 1986

Receiving Touchdowns

- 1 – Eight Players, last, Ryan Hill, 2007

Passing Yards

- 270 – Vinny Testaverde, 1985
- 261 – Vinny Testaverde, 1986
- 209 – Steve Walsh, 1988*
- 66 – Steve Marcantonio, 1973
- 65 – Kyle Wright, 2007

Pass Attempts

- 30 – Steve Walsh, 1988*
- 28 – Vinny Testaverde, 1985
- 28 – Vinny Testaverde, 1986
- 19 – Kary Baker, 1975
- 14 – Kyle Wright, 2007
- 10 – Kary Baker, 1973

Pass Completions

- 21 – Vinny Testaverde, 1986
- 18 – Steve Walsh, 1988*
- 17 – Vinny Testaverde, 1985
- 8 – Kary Baker, 1975
- 7 – Kyle Wright, 2007
- 6 – Kary Baker, 1973

Passing Touchdowns

- 4 – Vinny Testaverde, 1986
- 2 – Vinny Testaverde, 1985
- 2 – Steve Walsh, 1988*
- 1 – Kyle Wright, 2007
- 1 – Kary Baker, 1975

Team Bests

- Total Offense:** 375 – 1985
- Rushing Yards:** 148 – 1975
- Rushing Attempts:** 46 – 1975
- Passing Yards:** 270 – 1985
- Pass Attempts:** 30 – 1988*
- Pass Completions:** 21 – 1986

* denotes 1988 Orange Bowl Game (1987 Season)

Recapping THE VIRGINIA TECH GAME

► **FOX FOR STARTS:** Senior left tackle Jason Fox made his 39th career start. Fox has started all 39 games he has played in. His lone missed game was at home against Virginia Tech during the 2008 season.

► **FIRST TIME STARTERS:** Senior tight end Jimmy Graham and freshman right end Olivier Vernon made their first career starts. Wide receiver Thearon Collier made his first start of the season at the slot position.

► **MCCARTHY ESTABLISHED NEW CAREER HIGH:** Junior linebacker Colin McCarthy tallied a game- and career-high 13 total tackles (4 solo, 9 assisted). His previous career-high of 12 came against NC State on Nov. 3, 2007. Randy Phillips (7) and JoJo Nicolas nearly matched their career-high marks of eight and seven respectively.

► **RUNNING FOR RECORDS:** Senior running back Javarris James' 14 carries moved him into sixth place in career carries at UM. James now has 441 carries in his career, surpassing Clinton Portis who had 440 career attempts from 1999-2001.

► **HANK AGAIN:** Junior wide receiver Leonard Hankerson recorded a career-high 79 receiving yards on three catches. The mark broke his previous career-high of 72 set in the season-opener at FSU on Sept. Prior to this season, Hankerson's career-high receiving yards was 44.

► **BYRD LEADS AGAIN IN CATCHES:** After being held without a catch in the season-opener at FSU, LaRon Byrd led the 'Canes in catches for the second straight game, recording a team-high four catches for 58 yards against the Hokies after tallying five catches for 83 yards last week against Georgia Tech.

► **NOT SO 'CANE LIKE:** Miami's 54 yards on offense are the fewest yards that the Hurricanes have gained in the first half this season. The Last time Miami had fewer than 100 yards in a half was against Florida State in 2008 when UM gained 52 yards (14 rush, 38 pass).

► The 242 yards in the first half by Virginia Tech are the most since UM allowed 244 yards (170 rush, 74 pass) at NC State in 2008.

► Virginia Tech's Matt Reidy's 1 yard punt return after a blocked punt was the first allowed by Miami since 2002 when Shawn Seabrooks of Rutgers returned one two yards for a TD. Miami went on to win 42-17.

► Miami was last shut out at the half at Boston College on Nov.24, 2007. UM trailed 14-0 against BC and went on to lose 28-14.

► **QUICK STRIKE:** Miami's five-play 46 yard drive at the start of the third quarter lasted 1:43 and was UM's fourth scoring drive of under two minutes this season.

Plays-Yards	TOP	Result	Opponent
7-75	2:00	Javarris James' 6-yd TD run	FSU
5-28	1:34	Bosher 18-yd field goal	FSU
4-75	1:39	Byrd 40-yard TD catch	GT
5-46	1:43	Javarris James 1-yd TD run	VT

Miami VERSUS THE BIG 12 CONFERENCE

► The Hurricanes have played 10 of the current members of the Big 12 conference and have compiled a 33-20 record against the league.

► Under Randy Shannon, the Hurricanes are 2-1 against the Big 12 with wins over Texas A&M in 2007 and 2008 and a loss to Oklahoma in 2007.

Team	Series Record
Baylor	6-3
Colorado	3-5
Iowa State	0-0
Kansas	4-0
Kansas State	0-0
Missouri	3-0
Nebraska	5-5
Oklahoma	3-3
Oklahoma State	1-0
Texas A&M	2-1
Texas	2-2
Texas Tech	4-1
Record	33-20

Whipple BALL

▶ Three games into his tenure as the University of Miami's offensive coordinator, Mark Whipple has the 'Canes passing game off to a fast start as Miami ranks in the nation's Top 30 in both passing efficiency (26th; 152.60) and passing offense (24th; 268.67 ypg).
 ▶ Despite going up against three ranked teams to open the year, the Hurricanes' offense has scored more than 30 points in each game twice, including a 38-point performance in Miami's season-opening win over No. 18 FSU in Tallahassee.
 ▶ Quarterback Jacory Harris has proven to be one of the league's top passers through the first month of the 2009 season, ranking second in the ACC in passing yards per game (268.7) and third in both passing efficiency (152.6) and total offense (258.3).

Coastal DIVISION UPDATE

▶ After opening the season with wins over No. 18 Florida State and No. 14 Georgia Tech, and a loss at No. 11 Virginia Tech, the 17th-ranked Hurricanes are currently tied for second in the Coastal Division with a record of 2-1.
 ▶ Georgia Tech is also 2-1 in conference play, while the Hokies sit atop the division standings at 1-0.
 ▶ Duke and Virginia will open conference play this weekend while North Carolina is 0-1 after falling to Georgia Tech in Atlanta this past weekend.

McCARTHY RETURNING TO FORM

▶ Three games into the 2009 season, junior linebacker Colin McCarthy has emerged as the team's top tackler after missing most of the 2008 season with an injury.
 ▶ He currently leads the Miami defense with 25 total tackles. He ranks in a tie for sixth in the ACC with an 8.0 tackle-per-game average despite having played against three ranked teams to open the season.
 ▶ As a sophomore in 2007, McCarthy ranked third on the team with 68 total tackles, including 12 for a loss.

Comparison: MIAMI AND OKLAHOMA

▶ Here is a quick look at the match-ups you will see when the 'Canes and Sooners square off on Saturday:

MIAMI HURRICANES			OKLAHOMA		
Offense	Average	NCAA Rank	Defense	Average	NCAA Rank
PPG	26.00	T-72	PPG	4.67	1
Rushing	111.00	93	Rushing	40.67	1
Passing	268.67	24	Passing	182.67	40
Defense	Average	NCAA Rank	Offense	Average	NCAA Rank
PPG	27.33	85	PPG	40.67	8
Rushing	159.00	86	Rushing	196.33	33
Passing	175.00	35	Passing	256.33	32
Punting	Average	NCAA Rank	PR	Average	NCAA Rank
Average	33.08	98	Average	9.92	56
PR	Average	NCAA Rank	Punting	Average	NCAA Rank
Average	2.00	117	Average	39.14	21

Miami NO. 15 IN LATEST SAGARIN RATINGS

▶ After winning two of its first three games against ranked opponents to open the 2009 season, the University of Miami is ranked No. 15 in the latest Jeff Sagarin Ratings.
 ▶ The 'Canes currently have a rating of 83.29, just behind Ohio State (84.28) and California (83.39).
 ▶ All four of Miami's first four opponents are currently in the Top 25, with Virginia Tech currently at No. 3, Oklahoma at No. 10, Georgia Tech at No. 17 and FSU at No. 24.
 ▶ In fact, half of Miami's 12 regular season opponents are currently ranked in the Top 25 of the Sagarin Ratings (VT - 3, OU - 10, GT - 17, USF - 18, Clemson - 20, FSU - 24).

	Record	Strength of Schedule	vs. Top 30 Rated	Rating
1. Florida	4-0	64.94 (95)	0-0	89.91
2. Boise State	4-0	71.07 (35)	1-0	89.63
3. Virginia Tech	3-1	78.58 (4)	2-1	89.55
4. Alabama	4-0	66.91 (70)	1-0	88.77
5. Iowa	4-0	76.84 (11)	2-0	88.34
6. Southern Cal	3-1	71.05 (36)	1-0	87.87
7. Oregon	3-1	79.51 (3)	2-1	87.86
8. LSU	4-0	69.63 (48)	0-0	86.76
9. Texas	4-0	64.52 (101)	0-0	86.67
10. Oklahoma	2-1	66.15 (81)	0-1	85.09
11. Cincinnati	4-0	65.66 (84)	0-0	84.63
12. TCU	3-0	69.65 (47)	1-0	84.62
13. Ohio State	3-1	70.16 (42)	0-1	84.28
14. California	3-1	72.14 (28)	0-1	83.39
15. MIAMI	2-1	85.59 (1)	2-1	83.29

Running BACK U

▶ Currently, three of the 25 top rushers in the National Football League hail from the University of Miami, as Frank Gore, Clinton Portis and Willis McGahee rank eighth, 19th and 21st respectively in rushing yards.
 ▶ Gore has 241 yards on the ground despite missing nearly all of this past weekend's game against Minnesota while McGahee (190) and Portis (183) and are also off to strong starts.
 ▶ McGahee has an NFL-high six touchdowns this season while Gore is tied for second with four alongside Maurice Jones-Drew and Adrian Peterson

NFL Rank	Rushes	Rush Yards	Rush TD	Rec	Rec Yards	Rec TD
3. Frank Gore	39	241	3	8	57	1
19. Willis McGahee	32	190	5	6	41	1
21. Clinton Portis	47	183	0	4	25	0

▶ For more updates on Hurricanes in the NFL, see page 12.

National PERSPECTIVE

▶ In addition to a No. 17 ranking in the latest AP poll and a No. 21 ranking in the USA Today/ESPN Coaches Poll, the 'Canes are receiving other Top 25 recognition after starting 2-1 against three ranked teams to open the 2009 campaign.

Here is a list of some other national rankings for the 'Canes heading into the weekend:

- ▶ ESPN Power Ranking: 16
- ▶ ESPN Fan Ranking: 17
- ▶ Legends Poll: 24
- ▶ Sporting News: 22
- ▶ CBSSports.com 120: 25
- ▶ Yahoo! User Rankings: N/A
- ▶ CollegeFootballNews.com: 20

Coaches AT THEIR ALMA MATERS

► Miami's Randy Shannon is one of 15 head coaches working at their alma maters this season. The Hurricanes are scheduled to face two coaches coaching at their alma maters this season (Frank Beamer - Virginia Tech; Al Groh - Virginia).

Chris Ault - Nevada

Frank Beamer - Virginia Tech

Troy Calhoun - Air Force

Steve Fairchild - Colorado State

Pat Fitzgerald - Northwestern

Ralph Friedgen - Maryland

Al Groh - Virginia

Mike Gundy - Oklahoma State

Doug Marrone - Syracuse

Rick Neuheisel - UCLA

Randy Shannon - Miami

Mark Snyder - Marshall

Dave Wannstedt - Pittsburgh

Charlie Weis - Notre Dame

Paul Wulff - Washington State

Jacory HAS RECORD GAME AGAINST FSU

- Sophomore quarterback Jacory Harris, making just his third career start, had one of the top passing performances in school history in Miami's season-opening 38-34 win at No. 18 Florida State.
- Harris etched his name into the Hurricanes' record books in tossing for the 10th-most passing yards in a single game in school history with 386 yards through the air against the 'Noles.
- It was the most passing yards ever by a Miami quarterback ever against FSU and was the most by a 'Cane since Ken Dorsey tossed for 422 yards against West Virginia in 2002.
- Harris, who earned ACC Offensive Back of the Week honors for his performance, finished the contest 21-of-34 with two passing touchdowns and a rushing touchdown.

Ratings REPORT: MIAMI-FSU

- Miami's season-opening win at Florida State on Labor Day night is ESPN's third-most viewed regular season college football game in the history of the network – behind the USC-Ohio State game earlier this year and the Miami-FSU Labor Day battle in 2006.
- The '09 Labor Day game recorded 5,820,001 household impressions, had 8,406,103 viewers and drew a rating of 5.89.
- The Hurricanes have now been a part of four of ESPN's six most-watched regular season games on the network.

MOST VIEWED REGULAR SEASON COLLEGE FOOTBALL GAMES IN ESPN HISTORY

DATE	GAME (Result)	HOUSEHOLDS
Sept. 12, 2009	USC at Ohio State (USC won, 18-15)	7,243,000
Sept. 4, 2006	Florida State at Miami (Florida State won, 13-10)	6,329,828
Sept. 7, 2009	Miami at Florida State (Miami won, 38-34)	5,820,001
Nov. 2, 2006	West Virginia at Louisville (Louisville won, 44-34)	4,915,915
Sept. 6, 2008	Miami at Florida (Florida won, 26-3)	4,886,206
Oct. 8, 1994	Florida State at Miami (Miami won, 34-20)	4,846,320

Its ALL ABOUT THE BENJAMIN

- Sophomore wide receiver/return man Travis Benjamin has had the best two games of his young career against arch-rival Florida State.
- Last year against the Seminoles in Miami, he collected an impressive 274 all-purpose yards - the most by a Hurricane since Edgerrin James had 310 all-purpose yards (299 rushing, 11 receiving) against UCLA in 1998. He finished the contest with 185 yards on kick returns, 71 yards receiving and 18 yards rushing.
- Two weeks ago against FSU in Tallahassee, Benjamin didn't match his total yardage from 2008, but he did have the best receiving game of any Hurricane since 2006, catching four passes for 128 yards and a touchdown. His four catches went for gains of 39, 29, 20 and 40 yards.
- Benjamin ranked second on the team with 1,012 all-purpose yards last year and is second this year with 214 after two games, with 140 against FSU and 74 last week against Georgia Tech.
- He now has three career touchdowns against the Seminoles, scoring the first two touchdowns of his career last season (18-yard rushing TD, 51-yard receiving TD) before picking up his third last week (39-yard receiving TD).
- Last year, Benjamin was named a Rivals.com Freshman All-American after finishing the season with team-highs in punt return yardage (181), kick return yardage (496) and yards per reception (16.3).

TRAVIS BENJAMIN CAREER vs. FSU

YEAR	RUSHING	RECEIVING	KICK RETURN	PUNT RETURN	ALL-PURPOSE TOUCHDOWNS
2009	5	128	-	7	140
2008	18	71	185	-	274

Freshmen SEE FIRST ACTION

► After playing 21 true freshmen in the season-opener last season, Miami played just five true freshman in the 2009 opener in Tallahassee. Ray-Ray Armstrong, Mike James, Brandon McGee, Olivier Vernon and Brandon Washington all saw action against the 'Noles, with Vernon seeing the most significant time at the defensive end position.

Coop DOES IT ALL

- A year after Travis Benjamin collected 274 all-purpose yards against FSU, Graig Cooper nearly matched the impressive feat in tallying 232 yards against the 'Noles in Tallahassee in the season opener on Labor Day.
- The junior collected 177 kick return yards - the fourth-highest single game total in school history.
- He averaged 35.4 yards per return - including a 63-yard return in the third quarter.
- Cooper scored the eventual game-winning touchdown against FSU in the opener on a 3-yard run to put the 'Canes up 38-34 with 1:53 to play.
- Last week against Georgia Tech Cooper was at it again, racking up 93 yards rushing, 32 receiving and 61 yards on kick returns for a game-high 186 all-purpose yards.
- At Virginia Tech, he once again led the 'Canes in all-purpose yardage, racking up 130 total yards.
- He enters Saturday's game against the Sooners ranking eighth nationally in all-purpose yards per game (182.67).

It's BEEN A WHILE

► Sophomore quarterback Jacory Harris entered the season snapping a streak of at least 16 years since a player from Miami-Dade County quarterbacked a University of Miami team. Hialeah High School's Ryan Collins started the last seven games of the 1993 season, but did not go into the season as the starter. Kary Baker was the last Miami-Dade County quarterback to enter the season as the starting quarterback. Baker, from Miami-Edison High School, was UM's starter in 1974 and also was Miami's first African-American quarterback.

MIAMI QUARTERBACKS SINCE 1974

2009	Jacory Harris	Miami
2008	Robert Marve	Tampa
2007	Kyle Wright	Danville, Calif.
2006	Kyle Wright	Danville, Calif.
2005	Kyle Wright	Danville, Calif.
2004	Brock Berlin	Shreveport, La.
2003	Brock Berlin	Shreveport, La.
2002	Ken Dorsey	Orinda, Calif.
2001	Ken Dorsey	Orinda, Calif.
2000	Ken Dorsey	Orinda, Calif.
1999	Ken Dorsey	Orinda, Calif.
1998	Scott Covington	Laguna Niguel, Calif.
1997	Ryan Clement	Denver, Colo.
1996	Ryan Clement	Denver, Colo.
1995	Ryan Clement	Denver, Colo.
1994	Frank Costa	Philadelphia, Pa.
1993	Frank Costa	Philadelphia, Pa.
	Ryan Collins	Pembroke Pines
1992	Gino Torretta	Pinole, Calif.
1991	Gino Torretta	Pinole, Calif.
1990	Craig Erickson	West Palm Beach
1989	Craig Erickson	West Palm Beach
1988	Steve Walsh	St. Paul, Minn.
1987	Steve Walsh	St. Paul, Minn.
1986	Vinny Testaverde	Elmont, N.Y.
1985	Vinny Testaverde	Elmont, N.Y.
1984	Bernie Kosar	Boardman, Ohio
1983	Bernie Kosar	Boardman, Ohio
1982	Mark Richt	Boca Raton
1981	Jim Kelly	East Brady, Pa.
1980	Jim Kelly	East Brady, Pa.
1979	Mike Rodrigue	Tallahassee
1978	Kenny McMillian	DeLand
1977	Kenny McMillian	DeLand
	E.J. Baker	Lakeland
1976	E.J. Baker	Lakeland
1975	E.J. Baker	Lakeland
1974	Kary Baker	Miami

Miami ON THE BIG STAGE

► The Hurricanes come right out of the gate in 2009, playing each of their first two games in Primetime on ESPN before facing Virginia Tech on ABC/ESPN national split coverage. Miami opened its season Labor Day night in Tallahassee with a 38-34 win over No. 18 Florida State, 10 days before beating No. 14 Georgia Tech, 33-17, in primetime on Thursday, Sept. 17. Last week, the 'Canes suffered their first loss of 2009, falling at No. 11 Virginia Tech.

► It was announced on Sunday that Miami's first non-conference game (vs. Oklahoma – Oct. 3) will be televised by ABC at 8 p.m. on a split national coverage alongside USC-Cal.

'Canes AT LAND SHARK

► Miami is 8-2 all-time in Land Shark Stadium, going 3-0 in bowl games, 4-2 last season and 1-0 this year
 ► The 'Canes won the 1996 Carquest Bowl over Virginia, the 1998 Micron PC Bowl over NC State and the 2003 Orange Bowl over FSU before beating Charleston Southern, UCF, Wake Forest and Virginia Tech in the team's inaugural season at its new stadium. UM opened Land Shark in 2009 with a 33-17 win over Georgia Tech on Sept. 17.

Miami VS. AP-RANKED TEAMS

► Miami has won 26 of its last 42 games against ranked teams, dating back to the 2000 season.
 ► Miami is 87-114-1 vs. AP-ranked teams since its first game against a ranked opponent in No. 18 Alabama in 1941.
 ► Miami is 39-57 vs. AP top-10 teams since playing No. 6 Alabama in 1947.
 ► Miami is 22-33 against AP top-5 teams since playing No. 3 Maryland in 1953.
 ► Miami's victory over No. 1 Florida State on Oct. 7, 2000, extended UM's record to 10-7 against No. 1-ranked teams. Of those 16 meetings with No. 1, six of the past eight have been against FSU.

Miami VS. RANKED OPPONENTS SINCE 1990

► Since 1990, Miami has registered a 47-38 mark against Associated Press ranked teams and a 125-16 record against unranked opponents. Miami's loss to North Carolina in 2004 marked the first loss to an unranked team since losing to East Carolina in 1999, a span of 65 games.

Running FOR RECORDS

Here is a quick look at some individual UM career rushing records to watch out for during the 2009 season:
 ► With 14 carries last weekend at Virginia Tech, senior running back Javarris James moved into sole possession of sixth place on the program's all-time rushing attempts list, passing Clinton Portis (440 attempts from 1999-01). James who now has 441 career attempts, already passed Tyrone Moss (412 attempts from 2003-06) this season and with 10 more attempts, will pass Steven McGuire (450 attempts) for sole possession of fifth place. With 14 more attempts, he would pass Danyell Ferguson (454) for fourth place and with 34 more attempts, he would move into sole possession of third place behind only Ottis Anderson (691) and James Jackson (541).
 ► Both Javarris James (1,813) and Graig Cooper (1,702) have a chance to move into the all-time Top 10 in rushing yards (Alonzo Highsmith is currently 10th with 1,914 career yards). James needs 402 rushing yards and Cooper needs 513 to move into sole possession of fifth place on the program's rushing list.

MIAMI'S CURRENT TOP 5 CAREER RUSHING LEADERS

1. Ottis Anderson	3,331
2. Edgerrin James	2,960
3. James Jackson	2,953
4. Clinton Portis	2,523
5. Danyell Ferguson	2,214

► Graig Cooper also ranks in a tie for ninth all-time with five career 100-yard games. (James ranks 12th with four).

MIAMI'S CAREER RUSHING ATTEMPTS LEADERS

1. Ottis Anderson	691
2. James Jackson	541
3. Edgerrin James	454
4. Danyell Ferguson	454
5. Stephen McGuire	450
6. Javarris James	441

Other RECORDS TO WATCH

► Jason Fox has started 39 games in his career. He could tie William Joseph for a UM record 50 career starts if the 'Canes play in the ACC Championship game and a bowl game and Fox starts all 14 games. (Ed Reed is second on the list with 48 career starts).
 ► Matt Boshier is 6th all-time in consecutive PATs (50) and 10th in FGs made (20) and points scored by a kicker (110).

The NORTHWESTERN SEVEN

▶ Last season's freshman class included seven players from Northwestern High School in Miami.

Here is a look at how each fared their first season at Miami in 2008:

QB JACORY HARRIS

▶ Played in all 13 games, starting two; Threw for 1,195 yards and 12 touchdowns; also ran for 101 yards

LB SEAN SPENCE

▶ Earned numerous Freshman All-America honors; Named ACC Defensive Rookie of the Year; Recorded 65 tackles

WR ALDARIUS JOHNSON

▶ Led the 'Canes in catches (31) and receiving yards (332); Caught eight passes for 84 yards and a TD at Duke

DT MARCUS FORSTON

▶ Earned numerous Freshman All-America honors; Had 4.5 tackles for a loss, including three sacks

WR TOMMY STREETER

▶ Sat out the 2008 season with a wrist injury

WR KENDAL THOMPkins

▶ Played in the first two games before an injury forced him to miss the remainder of the season.

OL BEN JONES

▶ Redshirted; Participated on the scout team

Torretta HONORED FOR HALL INDUCTION

▶ Former Hurricane great Gino Torretta was honored last Thursday at halftime of the Miami-Georgia Tech game after it was announced on April 30 that he will be inducted into the College Football Hall of Fame. Archie Manning – the chairman of The National Football Foundation and College Hall of Fame – announced that Torretta would join 15 fellow First Team All-America players and two legendary coaches in the College Football Hall of Fame Class of 2009.

▶ He will be inducted in the Hall of Fame on Dec. 8 in New York City and officially enshrined at the Hall in South Bend, Ind., during ceremonies in the summer of 2010. Joining Torretta in the class is an impressive group of college football names, including Notre Dame wide receiver Tim Brown, Ohio State linebacker Chris Spielman and legendary coaches John Robinson and Dick McPherson.

▶ With the announcement, he became just the fourth Hurricane player to be selected for induction in the Hall, joining Bennie Blades (2006), Don Bosseler (1990) and Ted Hendricks (1987) in prestigious company.

Testaverde NAMED TO ACC'S 2009 LEGENDS CLASS

▶ Former quarterback Vinny Testaverde has been named by the Atlantic Coast Conference as the University of Miami's representative in its Class of 2009 Dr Pepper Football Championship Game Legends. Testaverde, a Ring of Honor and Hall of Fame member at UM, headlines the 12-member group announced by the league on Wednesday that also includes former Florida State quarterback Chris Weinke and one of the winningest head coaches in league history in Clemson's Danny Ford.

▶ The Legends will be honored at this year's Dr Pepper ACC Football Championship Game weekend. They will appear at the ACC Coaches and Awards Luncheon at noon on Friday, Dec. 4, and will be honored at the "ACC Night of Legends" held at the Grand Hyatt Tampa Bay on Friday evening. They will also be recognized during pre-game ceremonies at Raymond James Stadium for the 5th Annual Dr Pepper ACC Football Championship, which has an 8 p.m. kickoff on Dec. 5 and will be nationally televised by ESPN.

Jacory GETTING EARLY HEISMAN ATTENTION

▶ After tossing for 806 yards and five touchdowns through the season's first three games, sophomore quarterback Jacory Harris has been a part of ESPN's Heisman Watch list for the 2009 season and is currently tied for seventh on the list as of Sept. 29.

ESPN Experts' Poll

Name	Position	School	Year	1st	2nd	3rd	4th	5th	Total
Tim Tebow	QB	Florida	Sr.	12	3	0	0	0	72
Colt McCoy	QB	Texas	Sr.	3	10	1	0	1	59
Case Keenum	QB	Houston	Jr.	0	0	8	6	0	36
Tony Pike	QB	Cincinnati	Sr.	0	0	2	6	2	20
Jimmy Clausen	QB	Notre Dame	Jr.	0	1	4	1	1	19
Jahvid Best	RB	Cal	Jr.	0	1	0	2	3	11
Jacory Harris	QB	MIAMI	Soph.	0	0	0	0	1	1
Eric Berry	S	Tennessee	Jr.	0	0	0	0	1	1
A.J. Green	WR	Georgia	Soph.	0	0	0	0	1	1
Ryan Mathews	RB	Fresno State	Jr.	0	0	0	0	1	1
Kellen Moore	QB	Boise State	Soph.	0	0	0	0	1	1
Eric Norwood	LB	South Carolina	Jr.	0	0	0	0	1	1
Todd Reesing	QB	Kansas	Sr.	0	0	0	0	1	1
Russell Wilson	QB	NC State	Soph.	0	0	0	0	1	1

ESPN Experts: Brian Bennett, Beano Cook, Rece Davis, Heather Dinich, Brad Edwards, Bruce Feldman, Pat Forde, Tim Griffin, Chris Low, Ivan Maisel, Todd McShay, Ted Miller, Adam Rittenberg, Mark Schlabach and Graham Watson

The TOUGH BIG FOUR TO OPEN

▶ The University of Miami's first four games of the 2009 season are against four ranked opponents in Florida State, Georgia Tech, Virginia Tech and Oklahoma. Those teams were all ranked in the final polls last year and had a combined 2008 record of 40-14. This week, three of the four are ranked with Virginia Tech and Oklahoma both inside the Top 10.

▶ Not only were Miami's first three games against ACC schools, but it was against the top three ACC teams going into the season as predicted by the Atlantic Coast Conference media. (Florida State 1st in Atlantic, Virginia Tech 1st in Coastal and Georgia Tech 2nd in Coastal).

Coop AND BABY J

- ▶ So much of Miami's success offensively comes from the running back tandem of junior Graig Cooper and senior Javaris James. In the rushing duo's time together at UM, the Hurricanes have a 7-3 record when the two combine to get at least 25 carries, and a 4-9 record when they both play and are under the 25-carry mark.
- ▶ In 2007, reaching this mark was extremely important to the team's success as all five of UM's victories came when the two combined to reach the 25-carry mark.
- ▶ Last year, James missed the better part of five games with a high ankle sprain, and the only time the pair combined for more than 25 carries the 'Canes won at Virginia when Cooper and James ran 33 times for 186 yards.
- ▶ Two weeks ago against Georgia Tech, the pair combined for 31 carries and 165 yards and averaged 5.3 yards per carry against the Yellow Jackets.

ACC HONORS FOR JACORY AND BRANDON

- ▶ Miami quarterback Jacory Harris and defensive back Brandon Harris were selected Atlantic Coast Conference football players of the week for the weekend of Sept. 3-7.
- ▶ Jacory Harris earned ACC Offensive Back of the Week honors after throwing for a career-high 386 yards and two touchdowns on 21-of-34 passing in Miami's 38-34 win over No. 18 Florida State in Tallahassee.
- ▶ Brandon Harris was selected ACC Defensive Back of the Week after tallying a game- and career-high nine tackles (three solo) and breaking up two passes against FSU.
- ▶ Jacory repeated as ACC Player of the week after his performance against Georgia Tech, going 20-for-25 for 270 yards and three touchdowns.

Big BAILEY INSIDE

- ▶ First a linebacker, a year later, a defensive end, now, at 6-4 and nearly 300 pounds, junior Allen Bailey has made the move to defensive tackle in 2009. Bailey, who led the 'Canes with five sacks in 2008, played mostly on special teams as a freshman linebacker in 2007 before moving to defensive end last season, becoming the team's sack leader. In the opener at FSU, Bailey was back to business, recording one of Miami's two sacks.

Two SPORT STAR

- ▶ With five national championships and decades of success on the gridiron, football players at "The U" are usually the most recognizable athletes. However, one of the most recognizable names on the 2009 roster is former UM basketball player Jimmy Graham.
- ▶ Graham, who is among the program's all-time Top 10 in career blocks, opted to join the football team in lieu of pursuing a professional basketball career after his basketball eligibility expired at the conclusion of the 2008-09.
- ▶ He played in each of Miami's first three games this season and his first career catch resulted in a touchdown when quarterback Jacory Harris connected with him on a 14-yard pass up the middle in the 'Canes victory over Georgia Tech last week.
- ▶ At 6-8, Graham is the second-tallest player on the UM football team (reserve offensive lineman Ian Symonette stands at 6-9).
- ▶ He is one of four former college basketball players making the switch to the gridiron in 2009 - Arizona forward-turned-Houston tight end Fendi Onobu, Michigan point guard-turned-slot receiver Kelvin Grady and Duke point guard-turned Syracuse quarterback Greg Paulus.

Shields SHIFTING GEARS

- ▶ After three seasons as a wide receiver, veteran Sam Shields has made the move over to cornerback for his senior season.
- ▶ Shields, who had just 470 receiving yards combined the last two seasons after tallying 501 yards as a freshman, is UM's fastest player (4.2 40-yard dash) and has instantly added another dimension to the UM secondary.
- ▶ Through the season's first three games, Shields ranks fifth on the team with 14 tackles and second in passes defended (2).

Byrd BREAKS OUT

- ▶ After being held without a catch in the season-opener at Florida State, sophomore wideout LaRon Byrd responded with a big night against Georgia Tech on Sept. 17, catching five passes for 83 yards - including an early 40-yard touchdown reception from Jacory Harris. Last week against VT, Byrd led the 'Canes again with four receptions for 58 yards.

All-Purpose YARDS RETURN

- ▶ Miami returns nine of its top 10 players in terms of all-purpose yards gained in 2008, with only Kayne Farquharson (280 yards) not back this season.
- ▶ Graig Cooper (1,133) led the team in all-purpose yards in '08.
- ▶ Travis Benjamin (1,012) ranked second on the team in all-purpose yards. It marked the second time a UM freshman recorded at least 1,000 all-purpose yards in the last three seasons, after Javaris James tallied 1,002 yards as a freshman in 2006.
- ▶ Javaris James (404), Thearon Collier (359), Aldarius Johnson (332), Dedrick Epps (304) and Brandon Harris (299) ranked 3rd through 7th.
- ▶ After Farquharson, LaRon Byrd (228) and Sam Shields (159) ranked 9th and 10th respectively.
- ▶ In Miami's 2009 opener against FSU, Graig Cooper and Travis Benjamin continued to dominate the team's all-purpose yardage, accounting for over half (372 of 664) of the Hurricanes' all-purpose yardage. Cooper led the team with 232 yards - including 177 on kick-returns - while Benjamin had 140, 128 of which came through the air.
- ▶ Through three games, Cooper has a team-high 548 all-purpose yards, followed by Benjamin (204), Javaris James (190) and Leonard Hankerson (186).

Fox ON SPORTING NEWS TODAY

- ▶ University of Miami offensive tackle Jason Fox is among 18 college football stars writing weekly diaries throughout the season in Sporting News Today, the world's first digital daily sports newspaper.
- ▶ The diaries, which will cover topics on the field and off it, began a week before the season-opener at FSU. To sign up for the free digital newspaper, which is no fewer than 30 pages a day, go to sportingnewstoday.com. At 7 a.m. ET each day, subscribers are sent an e-mail directing them to that day's edition.

Red ZONE RESULTS

- ▶ The Hurricanes had an impressive success rate of 93.6-percent (44-for-47) when reaching the red zone in 2008. In 2009, the 'Canes have gone 4-for-4 at FSU, 4-for-6 against Georgia Tech and 1-for-2 at Virginia Tech.
- ▶ The 93.6-percent rate in 2008 led the Atlantic Coast Conference (NC State was 2nd - 90.9, FSU was 3rd - 90.6) while the 'Canes currently rank 10th in the ACC in 2009 with an 75-percent conversion rate (9-for-12).
- ▶ The 'Canes scored 29 touchdowns (15 rush, 14 pass) and kicked 15 field goals when reaching the end zone last year. This season, Miami has five touchdowns and two field goals in 10 red zone appearances.

Fourth DOWN FORTUNE

- ▶ One of the team's strengths the last few seasons has been its success on fourth down on both sides of the ball.
- ▶ The 'Canes currently rank fifth in the ACC offensively in fourth down conversions (2-for-4) while the defense leads the league in allowing just one of five attempts by its opponents.
- ▶ Last season, UM led the ACC and ranked 13th nationally in converting 68.4 percent of its fourth down attempts. On the defensive side, the 'Canes ranked fourth in the ACC and 23rd nationally with a 38.1 percent success rate on fourth down.

Old WISE MEN

- ▶ Safety Randy Phillips and defensive end Eric Moncur return in 2009 as the senior citizens of the Hurricanes' defense. Moncur came to UM in 2004 and redshirted that season before Phillips joined him on the field in 2005.
- ▶ This season, Randy Phillips is tied for second on the team with 18 tackles and recorded his sixth career interception in the opener at FSU.
- ▶ Moncur made his 2009 debut on Sept. 17 vs. Georgia Tech, recording three tackles in his first game in nearly a year.
- ▶ The pair has combined to play in 75 games in their careers, with Moncur (38 games) playing in one more than Phillips (37).

Butkus BOYS

► Senior Darryl Sharpton and sophomore Sean Spence were named to the initial watch list for the 2009 Dick Butkus Award, given annually to the nation's top linebacker.

► Eight Atlantic Coast Conference linebackers were among the 35 selected to the list while Miami was one of eight schools nationally with two players represented on the list, along with Penn State, Georgia, USC, Alabama, Oklahoma, North Carolina and Iowa.

► Spence was named 2008 ACC Defensive Rookie of the Year last season while Sharpton returns after starting 10 of 13 games a season ago.

► This year, Sharpton is fourth on the team with 17 tackles while Spence has 13 - including two-and-a-half for a loss.

Bosher NAMED TO GROZA WATCH LIST

► Junior Matt Bosher was named to the preseason watch list for the Lou Groza Award, given annually to the nation's top collegiate kicker.

► Nine 2008 semifinalists - including Bosher - are named to the list. As a sophomore in 2008, Bosher earned second team All-ACC honors as a kicker and punter and also was awarded Miami's Jack Harding Award, given to the team's most valuable player.

► Bosher led Miami with 94 points in 2008, connecting on 18-of-20 field goal attempts and 40-of-40 PAT's.

Best BEHAVIOR

► Through head coach Randy Shannon's first 28 games at the helm of the University of Miami football program, the statistics have shown a drastic change in the Hurricanes' discipline on the field. The last two seasons, the Hurricanes were close to even when it came to penalty differential. The last time the Hurricanes finished the season with fewer penalty yards than their opponents was 1994, when UM was penalized for 775 yards compared to 807 for its opponents.

PENALTY YARDAGE

YEAR	MIAMI	OPPONENTS	+/-
2009	193	128	+65
2008	605	537	+68
2007	622	611	+11
2006	805	507	+298
2005	841	626	+215
2004	736	584	+152
2003	1,027	766	+261
2002	1,055	517	+538
2001	944	687	+257
2000	887	609	+278
1999	783	544	+239
1998	822	670	+152
1997	820	661	+159
1996	675	384	+291
1995	739	722	+17
1994	775	807	-32

Mighty MARCUS

► After recording just nine total tackles and 2.0 tackles for a loss in UM's first nine games last season, defensive end Marcus Robinson came alive in the 'Canes last four contests, recording team-highs in solo tackles (19), total tackles (26), tackles for a loss (7.0) and sacks (4.0) over that span.

► Over the last four games of last season (vs. Virginia Tech, at Georgia Tech, at NC State, vs. California), Robinson averaged 6.5 tackles, 1.75 tackles for a loss and one sack per contest.

Tackles

2008	Solo-Assists-Total	TFL-yards	Sacks-yards	QBH
First nine games	5-4-9	2.0-7	0-0	1
Last four games	19-7-26	7.0-30	4.0-24	2

Hurricanes IN THE ACC IN 2009

► The following is a list of where Miami is ranked as a team and individually in the Atlantic Coast Conference this season:

Team	Rank	Player	Rank
Scoring Offense	7th (26.0)	Jacory Harris	
Scoring Defense	10th (27.3)	Passing Avg./Game	2nd (268.7)
Pass Offense	2nd (268.7)	Passing Efficiency	3rd (152.6)
Pass Defense	7th (175.0)	Total Offense	3rd (258.3)
Rush Offense	10th (111.0)	Passing Touchdowns	t-5th (5)
Rush Defense	9th (159.0)	Graig Cooper	
Total Offense	5th (379.7)	Rushing	9th (59.7)
Total Defense	7th (334.0)	Kick Return Avg.	3rd (31.2)
Kickoff Coverage	11th (37.3)	All-Purpose	3rd (182.7)
Kickoff Returns	3rd (26.6)	Javarris James	
Pass Efficiency	3rd (152.6)	Scoring (TDs)	t-3rd (6.0)
Punting	10th (33.1)	Leonard Hankerson	
Punt Return Avg.	11th (2.0)	Receiving Yards/Game	7th (62.0)
Time of Possession	7th (29:36)	Matt Bosher	
Turnover Margin	8th (-0.33)	Scoring (Kick)	9th (5.3)
First Downs	11th (18.3)	Punting	5th (41.4)
Opponent 1st Downs	2nd (16.7)	Field Goals/Game	t-9th (0.67)
Sacks By	10th (1.33)	Field Goal Pct.	9th (50.0)
Sacks Against	3rd (1.33)	PAT Kick Pct.	t-1st (100.0)
Penalties	12th (64.3)	Brandon Harris	
Opponent Penalties	9th (42.7)	Passes Defended	1st (1.67)
Pass Def. Efficiency	10th (137.4)	Brandon Harris	
3rd Down Conv.	3rd (50.0)	Tackles/Game	t-6th (8.0)
Opp. 3rd Down Conv.	5th (37.8)	Steven Wesley	
4th Down Conv.	5th (50.0)	Tackles for Loss	10th (1.33)
Opp. 4th Down Conv.	1st (20.0)	Marcus Robinson	
Field Goals	t-10th (.500)	Fumbles Forced	t-4th (0.33)
PAT Kicking	t-1st (1.000)	Josh Holmes	
Red Zone Offense	t-10th (75.0)	Fumbles Recovered	t-4th (0.33)
Red Zone Defense	3rd (70.0)	Kendal Thompkins	
		Fumbles Recovered	t-4th (0.33)

Recapping THE SPRING GAME

► Damien Berry carried 14 times for 114 yards including a 54-yard TD run and Jacory Harris completed 9-of-16 passes for 141 yards as the UM offense shined in a 52-3 win over the defense at Lockhart Stadium on March 28 in the annual UM Spring game.

► Miami's offense racked up 406 total yards on 71 total plays while scoring 52 points in a scoring system put together by the coaching staff. The offense scored six points on a touchdown, three points on a field goal, one point on a PAT, one point for crossing the 50-yard line and one point for every first down.

► UM's defense was able to score six points for any defensive touchdown, two points for a fumble, two points for an INT and one point for a three-and-out. The defense scored its three points on an INT by safety Randy Phillips and one point for a three-and-out.

► Thearon Collier led all receivers with 65 yards on five receptions including a 26-yard long. Kendal Thompkins caught two passes for 45 yards while LaRon Byrd had 43 yards on two receptions.

2009 'CANES ON NATIONAL PRESEASON LISTS

► Hurricane players have been getting some preseason accolades. Take a look at how some analysts feel about some of the 'Canes in 2009:

SEAN SPENCE

- Butkus Award Watch List
- Rivals.com National No. 17 Linebacker
- Herbie Award (ESPN): No. 5 Best Outside Linebacker
- Phil Steele All-ACC Second Team Linebacker
- College Football News All-ACC Second Team Linebacker
- College Football News No. 27 Top ACC Player

MATT BOSHER

- Groza Award Watch List
- Preseason All-ACC Selection
- Phil Steele All-ACC First Team Kicker
- Phil Steele All-ACC Third Team Punter
- College Football News All-ACC First Team Kicker
- College Football News Honorable Mention All-American Kicker

JASON FOX

- Preseason All-ACC Selection
- Rivals.com National No. 20 Offensive Tackle
- Phil Steele All-ACC First Team Offensive Tackle
- College Football News National No. 21 Offensive Tackle

ALDARIUS JOHNSON

- Phil Steele All-ACC First Team Wide Receiver
- College Football News All-ACC First Team Wide Receiver
- College Football News No. 28 Top ACC Player
- College Football News National No. 20 Wide Receiver

GRAIG COOPER

- Phil Steele All-ACC Fourth Team Running Back
- College Football News All-ACC Second Team Running Back
- College Football News No. 18 Top ACC Player

TRAVIS BENJAMIN

- Phil Steele All-ACC First Team Punt Returner
- College Football News All-ACC First Team Punt Returner

ERIC MONCUR

- Phil Steele All-ACC Fourth Team Defensive End
- College Football News All-ACC Second Team Defensive End

DARRYL SHARPTON

- Butkus Award Watch List

RYAN HILL

- Phil Steele All-ACC Fourth Team Strong Safety

COLIN MCCARTHY

- Phil Steele All-ACC Third Team Linebacker

MARCUS FORSTON

- Phil Steele All-ACC Second Team Defensive Tackle

JACORY HARRIS

- Herbie Award (ESPN): No. 5 Top First-Year QB Starters

ORLANDO FRANKLIN

- Phil Steele All-ACC Second Team Offensive Guard

Miami THIRD NATIONALLY IN SCORES BY RETURNS

► Since the turn of the century, Virginia Tech and Kansas State are the only two schools that have scored more touchdowns than Miami on various returns. Here's the list:

Most Touchdowns Via Returns Since 2000

School	00	01	02	03	04	05	06	07	08	09	Bwls	Tot.
Virginia Tech	6	7	7	10	6	6	5	8	5	3	3	66
Kansas State	5	2	12	5	5	5	9	7	9	2	1	63
Miami	13	11	6	10	8	3	1	2	3	0	3	60
Texas	6	6	7	9	2	7	8	4	4	3	3	59
Fresno State	5	3	5	4	6	7	3	3	8	1	3	48
Florida State	4	5	6	6	3	4	3	4	4	2	7	48
NC State	2	4	9	10	5	2	4	3	3	0	1	43
Nebraska	7	5	6	4	4	4	0	3	4	1	3	41
Colorado	4	7	7	1	6	3	1	3	3	0	4	39
East Carolina	5	4	5	4	3	0	4	2	6	0	3	36
Notre Dame	6	4	9	1	1	5	4	3	2	0	1	36
Texas Tech	7	8	5	3	2	3	2	1	3	0	2	36
Wake Forest	2	2	3	6	5	3	2	10	3	0	0	36

Coordinators ON TAP

► Randy Shannon's 2009 staff has two new assistant coaches – assistant head coach Mark Whipple and defensive coordinator John Lovett.

► **Mark Whipple, Assistant Head Coach/Quarterbacks/Offensive Coordinator** - Whipple is a veteran of 27 seasons as a coach on both the collegiate and professional levels.

Whipple spent the 2008 season as an offensive assistant coach with the Philadelphia Eagles helping the team to an appearance in the NFC championship game. Before joining the Eagles, he served as the quarterbacks coach of the Pittsburgh Steelers from 2004-06 where he was instrumental in the development of Ben Roethlisberger, who became the youngest starting quarterback to win a Super Bowl. In 2004, Roethlisberger became the first NFL quarterback to finish a season undefeated with a 13-0 record in games he started. Prior to his move to the NFL, Whipple coached 16 seasons as a head coach at the collegiate level compiling an overall record of 121-59 (.672) at stops at the University of Massachusetts, Brown and New Haven.

While at UMass, he posted a 49-26 (.653) record in six years (1998-2003) leading the Minutemen to a Division I-AA National Championship in his first season with the team in 1998. He also won a pair of conference championships. His 1998 national championship team finished with a school record in wins finishing the season 12-3. He was named National Coach of the Year by the American Football Coaches Association and Don Hansen's National Weekly Football Gazette in 1998 and earned Atlantic 10 Coach of the Year honors in 2003. He posted five winning seasons in only six years as head coach. He coached nine different players who won first team All-America honors.

► **John Lovett, Defensive Coordinator**– Lovett has 18 years of experience as a defensive coordinator with stops at Clemson, Auburn and Mississippi, Lovett inherits a unit that returns 15 players with starting experience, including three Freshman All-Americans. Lovett spent the last two seasons as the special teams coordinator and a defensive assistant at North Carolina, where the kickoff coverage unit ranked among the nation's top 15 and the Tar Heels blocked six kicks in 2008. He coached the NCAA all-time leader in combined kick return yards in Brandon Tate. Tate also established the ACC career mark for kickoff return yards. Kicker Connor Barth set the school career mark for field goals.

Prior to going to North Carolina, Lovett was the defensive coordinator at Bowling Green from 2005-06. In addition to coordinating the defense at Bowling Green, Lovett coached linebackers in 2005 and defensive backs in 2006. In his first year with the Falcons, Lovett's defense ranked 20th in the country in turnover margin. Lovett served as the defensive coordinator at Clemson from 2002-04 and helped develop one of the ACC's top defenses. In 2004, Clemson was 11th in the nation in pass defense efficiency (103.4) and 26th in total defense (327.3). In 2003, his defense allowed just 19.2 points per game as Clemson finished the year with nine wins and a top 25 national ranking.

'Canes IN THE NFL IN WEEK THREE

► Tune into nearly any NFL game on a Sunday or Monday, and you're likely to see several former Hurricanes excelling at the next level. No school in the country has as many former players in the NFL than the University of Miami, and that is evident by the number of current Pro Bowl players and Super Bowl champions that hail from "The U". The following list is the top performances by former Hurricanes this past weekend in the NFL:

- 1. Santana Moss – Washington Redskins WR (vs. Detroit)**
► Had a 2009 NFL-high 178 yards receiving and scored a TD on 10 receptions
- 2. Willis McGahee – Baltimore Ravens Running Back (vs. Cleveland)**
► Scored two TDs for the third straight week and had 67 yards on the ground on just 7 carries
- 3. Reggie Wayne - Indianapolis Colts WR (at Arizona)**
► Caught seven passes for 126 yards, including a 20-yard TD reception from Peyton Manning
- 4. Devin Hester – Chicago Bears WR (at Seattle)**
► Had 76 yards receiving and scored the game-winning touchdown on a 36-yard reception
- 5. Jon Beason - Carolina Panthers LB (at Dallas)**
► Had 11 total tackles (10 solo) and a sack in loss at Dallas
- 6. Antrel Rolle – Arizona Cardinals DB (vs. Indianapolis)**
► Recorded his first INT of the season, returning it 28 yards; Also had seven tackles (all solo)
- 7. Ed Reed - Baltimore Ravens S (vs. Cleveland)**
► Picked off his first pass of the season and added two tackles in win over the Browns
- 8. D.J. Williams - Denver Broncos LB (at Oakland)**
► Recorded a team-high seven tackles (all solo) and forced a fumble in road win over Oakland
- 9. Rocky McIntosh – Washington Redskins LB (vs. Detroit)**
► Had seven total tackles (five solo, two assisted) and forced a fumble at Detroit
- 10. Andre Johnson - Houston Texans WR (vs. Jacksonville)**
► Had four catches for 86 yards in loss to the Jaguars
- 11. Brandon Meriweather – New England Patriots S (vs. Atlanta)**
► Recorded seven total tackles (three solo, four assisted) in win over the Falcons
- 12. Greg Olsen – Chicago Bears TE (at Seattle)**
► Caught a touchdown pass and finished with 44 yards receiving on five catches
- 13. Jonathan Vilma – New Orleans Saints LB (at Buffalo)**
► Had five total tackles (four solo, one assisted) in road win at Buffalo
- 14. Jeff Feagles - New York Giants P (at Tampa Bay)**
► Two of his four punts were downed inside the 20; Also had a long punt of 56 yards
- 15. Jeremy Shockey – New Orleans Saints TE (at Buffalo)**
► Had six catches for 48 yards in road win at Buffalo

'Canes IN THE PRO BOWL

► Seven former University of Miami football players were named to the 2009 NFL Pro Bowl, easily the highest representation for any school in the nation. The list included:

WR	Andre Johnson	Houston Texans
WR	Reggie Wayne	Indianapolis Colts
RB	Clinton Portis	Washington Redskins
LB	Ray Lewis	Baltimore Ravens
LB	Jon Beason	Carolina Panthers
S	Ed Reed	Baltimore Ravens
P	Jeff Feagles	New York Giants

- With seven Pro Bowl players, Miami had as many or more than the representation of three entire BCS-conferences. UM's seven former players tied the entire Big 10 Conference (7) while it led the total produced by both the Pac-10 (6) and the Big East (4).
► The Atlantic Coast Conference topped all leagues with 20 representatives from current ACC schools. The Southeastern Conference was second with 13 former players selected.

'Canes AND THE LEAGUE

► The University of Miami had 41 players on 2009 opening day NFL rosters - the second-most of any college football program in the country. Trailing only LSU by one, the Hurricanes lead a group of nine ACC schools in the Top 25 most-represented programs in the country. Here is a list of schools which had at least 30 former players on NFL rosters on opening day:

School	Total
LSU	42
MIAMI	41
Ohio State	39
Texas	39
Georgia	38
USC	37
Tennessee	35
Florida State	32
Michigan	30

► Miami currently has 39 players on teams as of the second week of the 2009 NFL season. Take a look at the former Hurricanes currently in the NFL.

ARIZONA CARDINALS

Calais Campbell	DL
Antrel Rolle	DB

ATLANTA FALCONS

Spencer Adkins	LB
Brett Romberg	OL

BUFFALO BILLS

Roscoe Parrish	WR
----------------	----

BALTIMORE RAVENS

Tavares Gooden	LB
Ray Lewis	LB
Willis McGahee	RB
Ed Reed	S

CAROLINA PANTHERS

Jon Beason	LB
Damione Lewis	DL

CHICAGO BEARS

Devin Hester	WR/PR
Greg Olsen	TE

DENVER BRONCOS

D.J. Williams	LB
---------------	----

DETROIT LIONS

Phillip Buchanon	DB
------------------	----

HOUSTON TEXANS

Rashad Butler	OL
Andre Johnson	WR
Chris Myers	OL
Eric Winston	OL

INDIANAPOLIS COLTS

Reggie Wayne	WR
--------------	----

MIAMI DOLPHINS

Vernon Carey	OL
--------------	----

MINNESOTA VIKINGS

Bryant McKinnie	OL
-----------------	----

NEW ENGLAND PATRIOTS

Brandon Meriweather	S
Vince Wilfork	DL

NEW ORLEANS SAINTS

Jeremy Shockey	TE
Jonathan Vilma	LB

NEW YORK GIANTS

Jeff Feagles	P
Bruce Johnson	DB
Sinorice Moss	WR
Kenny Phillips	S

PHILADELPHIA EAGLES

Antonio Dixon	DL
---------------	----

SAN FRANCISCO 49ERS

Frank Gore	RB
------------	----

SEATTLE SEAHAWKS

Edgerrin James	RB
Kelly Jennings	DB

TAMPA BAY BUCCANEERS

Kellen Winslow	TE
----------------	----

WASHINGTON REDSKINS

Antonio Dixon	DL
Rocky McIntosh	LB
Santana Moss	WR
Clinton Portis	RB

(Updated as of Sept. 21, 2009)

2009 ALPHABETICAL ROSTER

No.	Name	Class	Pos.	Ht.	Wt.	Hometown/High School/College
26	Ray-Ray Armstrong	Fr.	DB	6-4	220	Sanford, Fla./Seminole
57	Allen Bailey	Jr.	DL	6-4	288	Sapelo, Ga./McIntosh County Academy
3	Travis Benjamin	Soph.	WR	5-10	175	Belle Glade, Fla./Glades Central
20	Damien Berry	Jr.	RB	5-11	217	Belle Glade, Fla./Glades Central
25	Matt Bosher	Jr.	P/PK	6-0	205	Jupiter, Fla./Jupiter
11	Arthur Brown	Soph.	LB	6-2	220	Wichita, Kan./Wichita East
45	Ramon Buchanan	Soph.	LB	6-1	215	Melbourne, Fla./Palm Bay
47	LaRon Byrd	Soph.	WR	6-4	215	Hahnville, La./Hahnville
87	Jake Byrne	Sr.	TE/LS	6-4	215	Miami, Fla./Gulliver Prep
43	John Calhoun	Soph.	FB	6-3	255	Micco, Fla./Sebastian River
47	Jared Campbell	Jr.	DB	6-0	205	Aurora, Colo./Overland
32	Lee Chambers	Soph.	RB	5-10	192	Coffeerville, Miss./Coffeerville
28	Thearon Collier	Soph.	WR	5-9	192	Miami, Fla./Booker T. Washington
2	Graig Cooper	Jr.	RB	6-0	205	Memphis, Tenn./Melrose/Milford Prep
49	Dyron Dye	Fr.	DL	6-5	240	Sanford, Fla./Seminole
18	Dedrick Epps	Sr.	TE	6-4	253	Richmond, Va./Huguenot
61	Joel Figueroa	Jr.	OL	6-5	330	Miami, Fla./North Miami
99	Marcus Forston	Soph.	DL	6-3	310	Miami, Fla./Northwestern
64	Jason Fox	Sr.	OT	6-7	314	Fort Worth, Texas/North Crowley
74	Orlando Franklin	Jr.	OL	6-7	318	Delray Beach, Fla./Atlantic
58	Jordan Futch	Soph.	LB	6-2	235	Hollywood, Fla./Chaminade Madonna
69	Sean Goldstein	R-Fr.	LB	6-0	225	Dresher, Pa./Chestnut Hill Academy
84	Richard Gordon	Sr.	TE	6-4	265	Miami, Fla./Norland/Milford Prep (N.Y.)
80	Jimmy Graham	Sr.	TE	6-8	260	Goldsboro, N.C./Charis Prep
24	Chavez Grant	Sr.	DB	5-11	183	Miami, Fla./Booker T. Washington
51	Shayon Green	Fr.	LB	6-2	235	Tifton, Ga./Tifton County
66	Harland Gunn	Soph.	OL	6-2	315	Omaha, Neb./Central
85	Leonard Hankerson Jr.	WR	6-3	215	Fort Lauderdale, Fla./St. Thomas Aquinas	
95	Gavin Hardin	R-Fr.	DL	6-4	245	Jackson, Tenn./Central-Merry
1	Brandon Harris	Soph.	DB	5-11	195	Miami, Fla./Booker T. Washington
12	Jacory Harris	Soph.	QB	6-4	190	Miami, Fla./Northwestern
19	A.J. Highsmith	Fr.	QB	6-0	195	Missouri City, Texas/Hightower
30	Patrick Hill	Sr.	FB	5-9	255	Torrance, Calif./Fairfax HS (Calif.)/El Camino C.C.
13	Ryan Hill	Sr.	DB	6-0	205	Tallahassee, Fla./Rickards
92	Josh Holmes	Jr.	DL	6-0	280	San Diego, Calif./Point Loma
34	C.J. Holton	R-Fr.	LB	6-1	215	Crawfordville, Fla./Wakulla
63	Tyler Horn	Soph.	OL	6-4	300	Memphis, Tenn./University
60	Chris Ivory	Soph.	LS	6-2	228	Belleview, Fla./Belleview
5	Javarris James	Sr.	RB	6-0	208	Immokalee, Fla./Immokalee
22	Mike James	Fr.	RB	5-11	220	Hanies City, Fla./Ridge Community
4	Aldarius Johnson	Soph.	WR	6-3	208	Miami, Fla./Northwestern
81	Davon Johnson	Soph.	WR	6-0	192	Miami, Fla./Booker T. Washington
78	Jermaine Johnson	Fr.	OL	6-6	310	Fort Lauderdale, Fla./Hargrave Military
23	Tervaris Johnson	Sr.	TE	6-3	240	Miami, Fla./Monsignor Pace
55	Ben Jones	R-Fr.	OL	6-5	300	Miami, Fla./Northwestern
91	Joe Joseph	Sr.	DL	6-3	304	Orlando, Fla./Oak Ridge
98	Jeremy Lewis	Soph.	DL	6-3	310	West Palm Beach, Fla./Palm Beach Lakes

No.	Name	Class	Pos.	Ht.	Wt.	Hometown/High School/College
44	Colin McCarthy	R-Jr.	LB	6-3	242	Clearwater, Fla./Clearwater Central Catholic
21	Brandon McGee	Fr.	DB	6-0	190	Plantation, Fla./Plantation
27	Lamar Miller	Fr.	RB	5-11	205	Miami, Fla./Killian
94	Eric Moncur	Sr.	DL	6-2	250	Miami, Fla./Carol City
38	Corey Nelms	Jr.	DB	6-1	195	Neptune, N.J./Neptune
29	JoJo Nicolas	Jr.	DB	6-1	200	Homestead, Fla./Homestead Senior
97	Adewale Ojomo	Soph.	DL	6-4	253	Hialeah, Fla./Hialeah
53	Levi Paalua	R-Fr.	LB	6-2	225	Laie, Hawaii/Kahuku
17	Matt Perrelli	Sr.	QB/HO	6-3	240	Jupiter, Fla./Jupiter
6	Randy Phillips	Sr.	DB	6-1	210	Belle Glade, Fla./Glades Central
65	Matt Piphoph	Sr.	OL	6-7	307	LaPorte City, Iowa/Union
82	Stephen Plein	Fr.	TE	6-6	260	Fort Myers, Fla./Fort Myers
96	Curtis Porter	Fr.	DL	6-1	315	Charlotte, N.C./Victory Christian
54	Micanor Regis	Soph.	DL	6-3	300	Pahokee, Fla./Pahokee
15	Jamal Reid	Fr.	DB	6-1	180	Mayo, Fla./Lafayette
36	Kylan Robinson	Jr.	LB	6-1	235	Anchorage, Alaska/Tampa Chamberlain
93	Luther Robinson	Fr.	DL	6-3	292	Fort Pierce, Fla./Westwood
56	Marcus Robinson	Soph.	DL	6-1	237	Homestead, Fla./Homestead
88	Billy Sanders	Fr.	TE	6-4	248	Phoenix, Ariz./Brophy College Preparatory
50	Darryl Sharpton	Sr.	LB	6-0	235	Coral Gables, Fla./Coral Gables
9	Sam Shields	Sr.	DB	6-0	190	Sarasota, Fla./Booker
48	Andrew Smith	Soph.	DL	6-2	245	Coconut Creek, Fla./Monarch
31	Sean Spence	Soph.	LB	6-0	212	Miami, Fla./Northwestern
86	Tommy Streeter	R-Fr.	WR	6-5	209	Miami, Fla./Northwestern
68	Ian Symonette	Jr.	OL	6-9	349	Nassau, Bahamas/St. Pius (Houston)
7	Vaughn Telemaque	R-Fr.	DB	6-2	197	Long Beach, Calif./Long Beach Poly
83	Kendal Thompkins	R-Fr.	WR	5-10	180	Miami, Fla./Northwestern
70	A.J. Trump	Sr.	OL	6-3	300	Clearwater, Fla./Central Catholic
33	Alex Uribe	Sr.	K	6-1	175	Miami, Fla./Gulliver Prep
8	DeMarcus Van Dyke	Jr.	DB	6-1	185	Miami, Fla./Monsignor Pace
35	Olivier Vernon	Fr.	DL	6-3	250	Miami, Fla./American
72	Brandon Washington	Fr.	OL	6-4	330	Miami, Fla./Milford (N.Y.) Academy
90	Steven Wesley	Jr.	DL	6-3	250	Bartow, Fla./Bartow
75	Jared Wheeler	Fr.	OL	6-5	330	Miami, Fla./American Heritage
71	Cory White	Fr.	OL	6-5	260	Orange Park, Fla./Fleming Island
40	Jake Wieclaw	R-Fr.	K	6-2	198	New Lenox, Ill./Lincoln Way Central

Walk-Ons (Duplicate Numbers)

Ben Bruneau	Soph.	WR	6-2	205	Opa-Locka, Fla./UCLA/Monsignor Pace
Nathan Gholston	Soph.	DB	5-7	180	Westland, Mich./Plymouth
Chris Hayes	Sr.	HO/WR	5-9	170	Sarasota, Fla./Out-of-Door Academy
Kris Kimball	Sr.	WR	5-9	195	Flourtown, Pa./Chestnut Hill Academy
Eduardo Lopez	Fr.	OL	6-0	315	Miami, Fla./Southwest Miami
David Thompson	R-Fr.	FB	5-10	245	Miami, Fla./Coral Reef

PRONUNCIATION GUIDE

Matt Bosher	BOSH-er
Ramon Buchanan	ray-mon
LaRon Byrd	luh-RON
Jake Byrne	Bern
Jared Campbell	JAR-ed
Thearon Collier	ther-RON
Graig Cooper	GREG
Dyron Dye	DYE-ron
Dedrick Epps	DEE-drick
Joel Figueroa	Jo-el fig-er-OH-uh
Chavez Grant	CHEV-ez
Shayon Green	SHAY-on
Javarris James	ja-VARR-iss
Davon Johnson	duh-VON

Tervaris Johnson	ter-VARR-iss
Eric Moncur	mahn-KURR
JoJo Nicholas	NICK-o-less
Adewale Ojomo	ad-uh-WALL-ee o-JO-mo
Levi Paalua	PAH-ah-lu-ah
Matt Perrelli	per-RELL-ee
Matt Piphoph	PEE-po
Steven Plein	Pline
Micanor Regis	muh-connor REE-gis
Kylan Robinson	KIE-lin
Ian Symonette	SIM-uh-net
Olivier Vernon	OH-liv-ee-ay
Vaughn Telemaque	TELL-uh-mack
Jake Wieclaw	WHY-claw

2009 NUMERICAL ROSTER

No.	Name	Class	Pos.	Ht.	Wt.	Hometown/High School/College
1	Brandon Harris	Soph.	DB	5-11	195	Miami, Fla./Booker T. Washington
2	Graig Cooper	Jr.	RB	6-0	205	Memphis, Tenn./Melrose/Milford Prep
3	Travis Benjamin	Soph.	WR	5-10	175	Belle Glade, Fla./Glades Central
4	Aldarius Johnson	Soph.	WR	6-3	208	Miami, Fla./Northwestern
5	Javarris James	Sr.	RB	6-0	208	Immokalee, Fla./Immokalee
6	Randy Phillips	Sr.	DB	6-1	210	Belle Glade, Fla./Glades Central
7	Vaughn Telemaque	R-Fr.	DB	6-2	197	Long Beach, Calif./Long Beach Poly
8	DeMarcus Van Dyke	Jr.	DB	6-1	185	Miami, Fla./Monsignor Pace
9	Sam Shields	Sr.	DB	6-0	190	Sarasota, Fla./Booker
11	Arthur Brown	Soph.	LB	6-2	220	Wichita, Kan./Wichita East
12	Jacory Harris	Soph.	QB	6-4	190	Miami, Fla./Northwestern
13	Ryan Hill	Sr.	DB	6-0	205	Tallahassee, Fla./Rickards
15	Jamal Reid	Fr.	DB	6-1	180	Mayo, Fla./Lafayette
17	Matt Perrelli	Sr.	QB/HO	6-3	240	Jupiter, Fla./Jupiter
18	Dedrick Epps	Sr.	TE	6-4	253	Richmond, Va./Huguenot
19	A.J. Highsmith	Fr.	QB	6-0	195	Missouri City, Texas/Hightower
20	Damien Berry	Jr.	RB	5-11	217	Belle Glade, Fla./Glades Central
21	Brandon McGee	Fr.	DB	6-0	190	Plantation, Fla./Plantation
22	Mike James	Fr.	RB	5-11	220	Haines City, Fla./Ridge Community
23	Tervaris Johnson	Sr.	TE	6-3	240	Miami, Fla./Monsignor Pace
24	Chavez Grant	Sr.	DB	5-11	183	Miami, Fla./Booker T. Washington
25	Matt Boshier	Jr.	P/PK	6-0	205	Jupiter, Fla./Jupiter
26	Ray-Ray Armstrong	Fr.	DB	6-4	220	Sanford, Fla./Seminole
27	Lamar Miller	Fr.	RB	5-11	205	Miami, Fla./Killian
28	Thearon Collier	Soph.	WR	5-9	192	Miami, Fla./Booker T. Washington
29	JoJo Nicolas	Jr.	DB	6-1	200	Homestead, Fla./Homestead
30	Patrick Hill	Sr.	FB	5-9	255	Torrance, Calif./Fairfax HS (Calif.)/El Camino C.C.
31	Sean Spence	Soph.	LB	6-0	212	Miami, Fla./Northwestern
32	Lee Chambers	Soph.	RB	5-10	192	Coffeeville, Miss./Coffeeville
33	Alex Uribe	Sr.	K	6-1	175	Miami, Fla./Gulliver Prep
34	C.J. Holton	R-Fr.	LB	6-1	215	Crawfordville, Fla./Wakulla
35	Olivier Vernon	Fr.	DL	6-3	250	Miami, Fla./American
36	Kylan Robinson	Jr.	LB	6-1	235	Anchorage, Alaska/Tampa Chamberlain
37	Jared Campbell	Jr.	DB	6-0	205	Aurora, Colo./Overland
38	Corey Nelms	Jr.	DB	6-1	195	Neptune, N.J./Neptune
40	Jake Wieclaw	R-Fr.	K	6-2	198	New Lenox, Ill./Lincoln Way Central
43	John Calhoun	Soph.	FB	6-3	255	Micco, Fla./Sebastian River
44	Colin McCarthy	R-Jr.	LB	6-3	242	Clearwater, Fla./Clearwater Central Catholic
45	Ramon Buchanan	Soph.	LB	6-1	215	Melbourne, Fla./Palm Bay
47	LaRon Byrd	Soph.	WR	6-4	215	Hahnville, La./Hahnville
48	Andrew Smith	Soph.	DL	6-2	245	Coconut Creek, Fla./Monarch
49	Dyron Dye	Fr.	DL	6-5	240	Sanford, Fla./Seminole
50	Darryl Sharpton	Sr.	LB	6-0	235	Coral Gables, Fla./Coral Gables
51	Shayon Green	Fr.	LB	6-2	235	Tifton, Ga./Tifton County
53	Levi Paalua	R-Fr.	LB	6-2	225	Laie, Hawaii/Kahuku
54	Micanor Regis	Soph.	DL	6-3	300	Pahokee, Fla./Pahokee
55	Ben Jones	R-Fr.	OL	6-5	300	Miami, Fla./Northwestern
56	Marcus Robinson	Soph.	DL	6-1	237	Homestead, Fla./Homestead
57	Allen Bailey	Jr.	DL	6-4	288	Sapelo, Ga./McIntosh County Academy
58	Jordan Futch	Soph.	LB	6-2	235	Hollywood, Fla./Chaminade Madonna

No.	Name	Class	Pos.	Ht.	Wt.	Hometown/High School/College
60	Chris Ivory	Soph.	LS	6-2	228	Bellevue, Fla./Bellevue
61	Joel Figueroa	Jr.	OL	6-5	330	Miami, Fla./North Miami
63	Tyler Horn	Soph.	OL	6-4	300	Memphis, Tenn./University
64	Jason Fox	Sr.	OT	6-7	314	Fort Worth, Texas/North Crowley
65	Matt Piphio	Sr.	OL	6-7	307	LaPorte City, Iowa/Union
66	Harland Gunn	Soph.	OL	6-2	315	Omaha, Neb./Central
68	Ian Symonette	Jr.	OL	6-9	349	Nassau, Bahamas/St. Pius (Houston)
69	Sean Goldstein	R-Fr.	LB	6-0	225	Dresher, Pa./Chestnut Hill Academy
70	A.J. Trump	Sr.	OL	6-3	300	Clearwater, Fla./Central Catholic
71	Cory White	Fr.	OL	6-5	260	Orange Park, Fla./Fleming Island
72	Brandon Washington	Fr.	OL	6-4	330	Miami, Fla./Milford (N.Y.) Academy
74	Orlando Franklin	Jr.	OL	6-7	318	Delray Beach, Fla./Atlantic
75	Jared Wheeler	Fr.	OL	6-5	330	Miami, Fla./American Heritage
78	Jermaine Johnson	Fr.	OL	6-6	310	Ft. Lauderdale, Fla./Hargrave Military
80	Jimmy Graham	Sr.	TE	6-8	260	Goldsboro, N.C./Charis Prep
81	Davon Johnson	Soph.	WR	6-0	192	Miami, Fla./Booker T. Washington
82	Stephen Plein	Fr.	TE	6-6	260	Fort Myers, Fla./Fort Myers
83	Kendal Thompkins	R-Fr.	WR	5-10	180	Miami, Fla./Northwestern
84	Richard Gordon	Sr.	TE	6-4	265	Miami, Fla./Norland/Milford Prep (N.Y.)
85	Leonard Hankerson	Jr.	WR	6-3	215	Fort Lauderdale, Fla./St. Thomas Aquinas
86	Tommy Streeter	R-Fr.	WR	6-5	209	Miami, Fla./Northwestern
87	Jake Byrne	Sr.	TE/LS	6-4	215	Miami, Fla./Gulliver Prep
88	Billy Sanders	Fr.	TE	6-4	248	Phoenix, Ariz./Brophy College Preparatory
90	Steven Wesley	Jr.	DL	6-3	250	Bartow, Fla./Bartow
91	Joe Joseph	Sr.	DL	6-3	304	Orlando, Fla./Oak Ridge
92	Josh Holmes	Jr.	DL	6-0	280	San Diego, Calif./Point Loma
93	Luther Robinson	Fr.	DL	6-3	292	Fort Pierce, Fla./Westwood
94	Eric Moncur	Sr.	DL	6-2	250	Miami, Fla./Carol City
95	Gavin Hardin	R-Fr.	DL	6-4	245	Jackson, Tenn./Central-Merry
96	Curtis Porter	Fr.	DL	6-1	315	Charlotte, N.C./Victory Christian
97	Adewale Ojomo	Soph.	DL	6-4	253	Hialeah, Fla./Hialeah
98	Jeremy Lewis	Soph.	DL	6-3	310	West Palm Beach, Fla./Palm Beach Lakes
99	Marcus Forston	Soph.	DL	6-3	310	Miami, Fla./Northwestern

Walk-Ons

Ben Bruneau	Soph.	WR	6-2	205	Opa-Locka, Fla./UCLA/Monsignor Pace
Nathan Gholston	Soph.	DB	5-7	180	Westland, Mich./Plymouth
Chris Hayes	Sr.	HO/WR	5-9	170	Sarasota, Fla./Out-of-Door Academy
Kris Kimball	Sr.	WR	5-9	195	Flourtown, Pa./Chestnut Hill Academy
Eduardo Lopez	Fr.	OL	6-0	315	Miami, Fla./Southwest Miami
David Thompson	R-Fr.	FB	5-10	245	Miami, Fla./Coral Reef

DEPTH CHART

OFFENSE

WR	47	LaRon Byrd (6-4, 215, Soph.)
	4	Aldarius Johnson (6-3, 208, Soph.)
	or 86	Tommy Streeter (6-5, 209, R-Fr.)
LT	64	Jason Fox (6-7, 314, Sr.)
	55	Ben Jones (6-5, 300, R-Fr.)
LG	74	Orlando Franklin (6-7, 318, Jr.)
	72	Brandon Washington (6-4, 330, Fr.)
C	70	A.J. Trump (6-3, 300, Sr.)
	63	Tyler Horn (6-4, 300, Soph.)
RG	66	Harland Gunn (6-2, 315, Soph.)
	or 61	Joel Figueroa (6-5, 330, Jr.)
RT	65	Matt Pipho (6-7, 307, Sr.)
	78	Jermaine Johnson (6-6, 310, Fr.)
TE	18	Dedrick Epps (6-4, 253, Sr.)
	80	Jimmy Graham (6-8, 260, Sr.)
	or 84	Richard Gordon (6-4, 265, Sr.)
WR	85	Leonard Hankerson (6-3, 215, Jr.)
	3	Travis Benjamin (5-10, 175, Soph.)
QB	12	Jacory Harris (6-4, 190, Soph.)
	19	A.J. Highsmith (6-0, 195, Fr.)
HB	5	Javarris James (6-0, 208, Sr.)
	2	Graig Cooper (6-0, 205, Jr.)
FB	30	Patrick Hill (5-9, 255, Sr.)
	23	Tervaris Johnson (6-3, 240, Sr.)

DEFENSE

LE	56	Marcus Robinson (6-1, 237, Soph.)
	or 90	Steven Wesley (6-3, 250, Jr.)
	94	Eric Moncur (6-2, 250, Sr.)
LT	57	Allen Bailey (6-4, 288, Jr.)
	92	Josh Holmes (6-0, 280, Jr.)
RT	91	Joe Joseph (6-3, 304, Sr.)
	99	Marcus Forston (6-3, 310, Soph.)
	or 54	Micanor Regis (6-3, 300, Jr.)
RE	35	Olivier Vernon (6-3, 250, Fr.)
	or 94	Eric Moncur (6-2, 250, Sr.)
	48	Andrew Smith (6-2, 245, Soph.)
SLB	44	Colin McCarthy (6-3, 242, Jr.)
	45	Ramon Buchanan (6-1, 215, Soph.)
MLB	50	Darryl Sharpton (6-0, 235, Sr.)
	11	Arthur Brown (6-2, 220, Soph.)
WLB	31	Sean Spence (6-0, 212, Soph.)
	58	Jordan Futch (6-2, 235, Soph.)
LCB	1	Brandon Harris (5-11, 195, Soph.)
	24	Chavez Grant (5-11, 183, Sr.)
RCB	9	Sam Shields (6-0, 190, Sr.)
	or 8	DeMarcus Van Dyke (6-1, 185, Jr.)
	13	Ryan Hill (6-0, 205, Sr.)
SS	6	Randy Phillips (6-1, 210, Sr.)
	37	Jared Campbell (6-0, 205, Jr.)
FS	7	Vaughn Telemaque (6-2, 197, R-Fr.)
	or 29	JoJo Nicolas (6-1, 200, Jr.)

SPECIAL TEAMS

PK	25	Matt Boshier (6-0, 205, Jr.)
	40	Jake Wieclaw (6-2, 198, R-Fr.)
KO	33	Alex Uribe (6-1, 175, Sr.)
	or 40	Jake Wieclaw (6-2, 198, R-Fr.)
P	25	Matt Boshier (6-0, 205, Soph.)
	40	Jake Wieclaw (6-2, 198, R-Fr.)
H	17	Matt Perrelli (6-3, 248, Sr.)
	46	Chris Hayes (5-9, 170, Sr.)
LS-Punt	60	Chris Ivory (6-2, 227, Soph.)
	87	Jake Byrne (6-4, 215, Sr.)

LS-FG	87	Jake Byrne (6-4, 215, Sr.)
	60	Chris Ivory (6-2, 227, Soph.)
PR	2	Graig Cooper (6-0, 205, Jr.)
	3	Travis Benjamin (5-10, 162, Soph.)
	28	Thearon Collier (5-8, 184, Soph.)
KOR	2	Graig Cooper (6-0, 205, Jr.)
	13	Ryan Hill (6-0, 205, Sr.)
KOR	1	Brandon Harris (5-11, 195, Soph.)
	22	Mike James (5-11, 220, Fr.)

THE ATLANTIC COAST CONFERENCE

2009 ACC Standings

Coastal Division						Atlantic Division							
Team	ACC Games					Overall					Streak		
	W-L	Pts	Opp	H	A	W-L	Pts	Opp	H	A		N	vs. Div.
Virginia Tech	1-0	31	7	1-0	0-0	3-1	123	66	3-0	0-0	0-1	1-0	Won 3
Georgia Tech	2-1	71	67	2-0	0-1	3-1	108	84	3-0	0-1	0-0	1-1	Won 1
Miami	2-1	78	82	1-0	1-1	2-1	78	82	1-0	1-1	0-0	1-1	Lost 1
Duke	0-0	0	0	0-0	0-0	2-2	116	101	1-1	1-1	0-0	0-0	Won 1
Virginia	0-0	0	0	0-0	0-0	0-3	62	93	0-2	0-1	0-0	0-0	Lost 7
North Carolina	0-1	7	24	0-0	0-1	3-1	90	57	2-0	1-1	0-0	0-1	Lost 1

THIS WEEK IN THE ACC

Saturday, Oct. 3

Virginia at North Carolina (Raycom)	12 p.m.
Virginia Tech at Duke	12 p.m.
Clemson at Maryland (ESPNU)	12 p.m.
NC State at Wake Forest (ESPNU)	3:30 p.m.
Florida State at Boston College (ABC)	3:30 p.m.
Georgia Tech at Mississippi State (CSS)	7:30 p.m.
Oklahoma at Miami (ABC)	8 p.m.

LAST WEEK IN THE ACC

Saturday, Sept. 26

Georgia Tech 24, North Carolina 7
USF 17, Florida State 7
Boston College 27, Wake Forest 24
Rutgers 34, Maryland 13
Virginia Tech 31, Miami 7
NC State 38, Pittsburgh 31
TCU 14, Clemson 10
Duke 49, North Carolina Central 14

NEXT WEEK IN THE ACC

Saturday, Oct. 10

Boston College at Virginia Tech (Raycom)	12 p.m.
Georgia Southern at North Carolina	3:30 p.m.
Indiana at Virginia	3:30 p.m.
Duke at NC State (ESPNU)	4 p.m.
Maryland at Wake Forest	6:30 p.m.
Florida A&M at Miami	7 p.m.
Georgia Tech at FSU (ABC/ESPN/ESPN2)	8 p.m.

MIAMI VS. THE ACC

► Miami is 115-75-1 all time against teams in the Atlantic Coast Conference:

Team	Record	Last Game
Boston College	23-4	2007
Clemson	5-2	2005
Duke	5-1	2008
Florida State	31-23	2009
Georgia Tech	5-10	2009
Maryland	7-8	2006
North Carolina	5-7	2008
North Carolina State	7-5-1	2008
Virginia	4-2	2008
Virginia Tech	17-10	2009
Wake Forest	6-3	2008

2009 ACC PRESEASON POLL

The media at the 2009 ACC Football Kickoff selected Virginia Tech and Florida State to win their respective divisions while Virginia Tech was picked to win the 2009 ACC Championship Game.

Coastal Division (1st Place Votes)

Atlantic Division	Points
1. Florida State (56)	479
2. Clemson (14)	387
3. NC State (10)	364
4. Wake Forest (7)	295
5. Maryland	157
6. Boston College	145

Coastal Division	Points
1. Virginia Tech (78)	512
2. Georgia Tech (9)	415
3. North Carolina	350
4. Miami	282
5. Virginia	148
6. Duke	120

First Place Votes in Parentheses

ACC Championship Game Winner: Virginia Tech (69 votes)

LAST TIME IT HAPPENED

Kickoff Return For TD	By Hurricane: Devin Hester at North Carolina State, 10/23/04, 100 yards, UM 45-31
	By Opponent: Joe Burnett, UCF, 10/11/08, 91 yards, UM 20-14
Punt Return For TD	By Hurricane: Graig Cooper vs. Charleston Southern, 8/28/08, 66 yards, UM 52-7
	By Opponent: Ricky Hall, Virginia Tech, 11/13/99, 64 yards, VT 43-10
Blocked Punt Return For TD	By Hurricane: Quadtrine Hill vs. North Carolina, 10/29/05, recovered in end zone, blocked by Quadtrine Hill, UM 34-16
	By Opponent: Matt Reidy, Virginia Tech, 9/26/09, 1 yard, blocked by Jacob Sykes, VT 31-7
Interception Return For TD	By Hurricane: Sean Spence vs. Florida State, 10/4/08, 7 yards, FSU 41-39
	By Opponent: Marcus White, FSU, 9/7/09, 31 yards, UM 38-34
Fumble Return For TD	By Hurricane: Glenn Cook at Texas A&M, 9/20/08, 2 yards, UM 41-23
	By Opponent: Chris Cook, Virginia, 11/10/07, 44 yards, VA 48-0
Safety Recorded	By Hurricanes: vs. Georgia Tech, 9/17/09, Bad snap, Chandler Anderson kicks ball out of end zone, UM 33-17
	By Opponent: at Florida, 9/6/08, Matt Boshier punt blocked out of the endzone, UF 26-3
Shutout at Home	By Hurricanes: vs. Florida International, 10/14/06, UM 35-0
	By Opponent: vs. Virginia, 11/10/07, VA 48-0
Shutout On Road	By Hurricanes: at Syracuse, 11/18/00, UM 26-0
	By Opponent: at Florida State, 10/4/97, FSU 47-0
Blocked Punt	By Hurricane: Richard Gordon vs. UCF, 10/11/08, UM 20-14
	By Opponent: Jacob Sykes, Virginia Tech, 9/26/09, VT 31-7
Blocked Field Goal	By Hurricane: Thomas Carroll vs. Florida, 12/31/04, UM 27-10
	By Opponent: Duane Brown, Virginia Tech, blocked 52-yard attempt, 11/4/06, VT 17-10
Missed Extra Point	By Hurricanes: Francesco Zampogna at North Carolina, 10/6/07, NC 33-27
	By Opponent: Dustin Hopkins, FSU, 9/7/09, UM 38-34
100-Yard Rushing-Game	By Hurricane: Graig Cooper at Virginia 131 yards, 24 carries, 11/1/08, UM 24-17 (OT)
	By Opponent: Ryan Williams, Virginia Tech, 150 yards, 34 carries, 9/26/09, VT 31-7
200-Yard Rushing-Game	By Hurricane: Willis McGahee vs. Virginia Tech, 205 yards, 39 carries, 12/7/02, UM 56-45
	By Opponent: Tashard Choice, Georgia Tech, 204 yards, 37 carries, 10/13/07, GT 17-14
300-Yard Passing-Game	By Hurricane: Jacory Harris at Florida State, 386 yards, 9/7/09, 21 of 34, UM 38-34
	By Opponent: Matt Ryan, Boston College, 11/24/07, 369 yards, 26 of 43, BC 28-14
400-Yard Passing-Game	By Hurricane: Ken Dorsey at West Virginia, 10/26/02, 422 yards, 22 of 36, UM 40-23
	By Opponent: Luke McCown, Louisiana Tech, 10/28/00, 418 yards, 42 of 72, UM 42-31
500-Yard Passing-Game	By Hurricane: None
	By Opponent: Cade McNown, UCLA, 12/5/98, 513 yards, 26 of 35, UM 49-45
100-199 Yard Receiving-Game	By Hurricane: Travis Benjamin at Florida State, 9/7/09, 128 yards, 4 receptions, UM 38-34
	By Opponent: Rich Gunnell, Boston College, 11/24/07, 135 yards, 9 receptions, BC 28-14
200+Yard Receiving-Game	By Hurricane: Wesley Carroll vs. California, 9/15/90, 208 yards, 11 receptions, UM 52-24
	By Opponent: Gerard Phelan, Boston College, 11/23/84, 226 yards, 11 receptions, BC 47-45
60-69 Yard Punt	By Hurricane: Matt Boshier at Florida, 9/6/08, 61 yards, UF 26-3
	By Opponent: Durant Brooks, Georgia Tech, 10/28/06, 63 yards, GT 30-23
70+Yard Punt	By Hurricane: Matt Boshier at Duke, 10/18/08, 76 yards, UM 49-31
	By Opponent: Ben Arndt, Georgia Tech, 11/19/05, 78 yards, GT 14-10
50+Yard Field Goal	By Hurricane: Matt Boshier vs. Wake Forest, 10/25/08, 52 yards, UM 16-10
	By Opponent: Matt Boshier at Florida, 9/6/08, 50 yards, UF 26-3
	By Opponent: Dustin Hopkins, Florida State, 9/7/09, 52 yards, FSU 38-34
Four Field Goals-Game	By Hurricane: Jon Peattie vs. West Virginia, 10/2/03, (22, 32, 43, 30, 23), UM 22-20
	By Opponent: Connor Barth, UNC, 10/6/07 (33, 51, 35, 20), NC 33-27,
	Steven Hauschka, NCST, 11/3/07 (31, 35, 47, 42), NCST 19-16 (OT)
Five Field Goals-Game	By Hurricane: Jon Peattie vs. West Virginia, 10/2/03, (22, 32, 43, 30, 23), UM 22-20
	By Opponent: Gary Cismesia, Florida State, 10/20/07 (23, 31, 33, 45, 45), UM 37-29
Three TDs-Game	By Hurricane: Jacory Harris vs. Georgia Tech, 9/17/09, (40 pass, 13 pass, 14 pass), UM 33-17
	By Opponent: Malcolm Kelly, Oklahoma, 9/8/07 (23 pass, 24 pass, 30 pass), OU 51-13
Three Rushing TDs-Game	By Hurricane: Tyrone Moss vs. North Carolina, 10/29/05 (1 run, 1 run, 4 run, 15 run), UM 34-16
	By Opponent: Reggie Merriweather, Clemson, 11/6/04 (27, 1, 2), Clemson (24-17 (OT)
Four Rushing TDs-Game	By Hurricane: Tyrone Moss vs. North Carolina, 10/29/05 (1 run, 1 run, 4 run, 15 run), UM 34-16
	By Opponent: Antone Smith, Florida State, 2008, (19, 2, 5, 20), FSU 41-39
Three Passing TDs-Game	By Hurricane: Jacory Harris vs. Georgia Tech, 9/17/09, (40, 13, 14), UM 33-17
	By Opponent: Stefan LeFors, Louisville, 10/14/04, (12, 17, 22), UM 41-38
Five Passing TDs-Game	By Hurricane: (5) Kyle Wright at Wake Forest, 11/12/05, (64, 11, 15, 76, 10), UM 47-17
	(4) Jacory Harris at Duke, 10/18/08, (9, 6, 25, 10), UM 49-31
	By Opponent: (5) Cade McNown, UCLA, 12/5/98, (77, 7, 14, 61, 59), UM 49-45 and (5)
	Sam Bradford, Oklahoma, 9/8/07 (23, 24, 6, 30, 9), OU 51-13
Three Receiving TDs-Game	By Hurricane: Santana Moss at Rutgers, 10/3/98, (12, 28, 71), UM 53-17
	By Opponent: Malcolm Kelly, Oklahoma, 9/8/07 (23 pass, 24 pass, 30 pass), OU 51-13

2009 TEAM STATISTICS

TEAM STATISTICS	MIAMI	OPP
SCORING	78	82
Points Per Game	26.0	27.3
FIRST DOWNS	55	50
Rushing	17	24
Passing	37	19
Penalty	1	7
RUSHING YARDAGE	333	477
Yards gained rushing	405	595
Yards lost rushing	72	118
Rushing Attempts	103	124
Average Per Rush	3.2	3.8
Average Per Game	111.0	159.0
TDs Rushing	5	4
PASSING YARDAGE	806	525
Comp-Att-Int	50-84-3	34-65-1
Average Per Pass	9.6	8.1
Average Per Catch	16.1	15.4
Average Per Game	268.7	175.0
TDs Passing	5	4
TOTAL OFFENSE	1139	1002
Total Plays	187	189
Average Per Play	6.1	5.3
Average Per Game	379.7	334.0
KICK RETURNS: #-Yards	15-399	13-268
PUNT RETURNS: #-Yards	6-12	3-18
INT RETURNS: #-Yards	1-0	3-59
KICK RETURN AVERAGE	26.6	20.6
PUNT RETURN AVERAGE	2.0	6.0
INT RETURN AVERAGE	0.0	19.7
FUMBLES-LOST	3-1	6-2
PENALTIES-Yards	23-193	19-128
Average Per Game	64.3	42.7
PUNTS-Yards	12-455	12-496
Average Per Punt	37.9	41.3
Net punt average	33.1	38.7
TIME OF POSSESSION/Game	29:37	30:23
3RD-DOWN Conversions	14/37	17/43
3rd-Down Pct	38%	40%
4TH-DOWN Conversions	2/4	1/5
4th-Down Pct	50%	20%
SACKS BY-Yards	4-25	4-36
MISC YARDS	0	0
TOUCHDOWNS SCORED	10	10
FIELD GOALS-ATTEMPTS	2-4	4-6
ON-SIDE KICKS	0-0	0-1
RED-ZONE SCORES	(9-12) 75%	(7-10) 70%
RED-ZONE TOUCHDOWNS	(7-12) 58%	(5-10) 50%
PAT-ATTEMPTS	(10-10) 100%	(8-9) 89%
ATTENDANCE	45329	147310
Games/Avg Per Game	1/45329	2/73655
Neutral Site Games		0/0

2009 RESULTS

Date	Opponent	W/L	Score	Time	Attendance
*Sept. 7	at #18 Florida State	W	38-34	3:47	81077
* Sept. 17	#14 GEORGIA TECH	W	33-17	3:06	45329
* Sept. 26	at #11 Virginia Tech	L	7-31	3:11	66233

* ACC game AP rank in ()

SCORE BY QUARTERS

	1st	2nd	3rd	4th	OT	Total
Miami (Fla.)	14	17	26	21	0	78
Opponents	24	10	23	25	0	82

100-YARD PERFORMANCES

Rushing
Receiving
Florida State
Travis Benjamin 4-128

SCORING IN THE RED ZONE

	UM	Opp.
Times	12	10
Scores	9	7
Touchdowns	7	7
Field Goals	2	2
Turnovers	0	0
Missed Field Goals	2	1
Interceptions	0	0
Fumbles Lost	0	0
Lost on Downs	1	0
Game/Half Ended	0	1

THIRD-DOWN CONVERSIONS

	UM	Opp.
Florida State	5/13	6/15
Georgia Tech	8/13	6/14
Virginia Tech	1/11	5/14
Totals	14/37	17/43

NON-OFFENSIVE SCORES (0)

2009 INDIVIDUAL STATISTICS

RUSHING	GP	Att	Gain	Lost	Total	Avg	TD	Lng	Avg/G
Graig Cooper	3	35	192	13	179	5.1	1	31	59.7
Javaris James	3	39	149	6	143	3.7	3	15	47.7
Lee Chambers	2	7	22	0	22	3.1	0	8	11.0
Travis Benjamin	3	2	18	0	18	9.0	0	13	6.0
Thearon, Collier	3	3	15	8	7	2.3	0	15	2.3
Mike James	3	4	4	1	3	0.8	0	2	1.0
TEAM	3	5	0	8	-8	-1.6	0	0	-2.7
Jacory Harris	3	8	5	36	-31	-3.9	1	4	-10.3
Total	3	103	405	72	333	3.2	5	31	111.0
Opponents	3	124	595	118	477	3.8	4	44	159.0

PASSING	G	EfficAtt	Cmp-Int	Pct	Yds	TD	Lng	Avg/G
Jacory Harris	3	152.62	50-84-3	59.5	806	5	40	268.7
Total	3	152.62	50-84-3	59.5	806	5	40	268.7
Opponents	3	137.38	34-65-1	52.3	525	4	56	175.0

RECEIVING	G	No.	Yds	Avg	TD	Long	Avg/G
LaRon Byrd	3	9	141	15.7	1	40	47.0
Leonard Hankerson	3	8	186	23.2	0	40	62.0
Travis Benjamin	3	7	157	22.4	1	40	52.3
Dedrick Epps	3	7	96	13.7	1	27	32.0
Graig Cooper	3	5	56	11.2	1	24	18.7
Javaris James	3	5	47	9.4	0	20	15.7
Aldarius Johnson	1	3	48	16.0	0	31	48.0
Thearon, Collier	3	2	28	14.0	0	18	9.3
Tervaris Johnson	3	1	14	14.0	0	14	4.7
Patrick Hill	3	1	14	14.0	0	14	4.7
Jimmy Graham	3	1	14	14.0	1	14	4.7
Mike James	3	1	5	5.0	0	5	1.7
Total	3	50	806	16.1	5	40	268.7
Opponents	3	34	525	15.4	4	56	175.0

PUNT RETURNS	No.	Yds	Avg	TD	Long
Travis Benjamin	4	11	2.8	0	14
Graig Cooper	2	1	0.5	0	1
Total	6	12	2.0	0	14
Opponents	3	18	6.0	1	1

INTERCEPTIONS	No.	Yds	Avg	TD	Long
Randy Phillips	1	0	0.0	0	0
Total	1	0	0.0	0	0
Opponents	3	59	19.7	1	31

KICK RETURNS	No.	Yds	Avg	TD	Long
Graig Cooper	10	312	31.2	0	63
Mike James	3	65	21.7	0	40
Jordan Futch	1	4	4.0	0	4
Travis Benjamin	1	18	18.0	0	18
Total	15	399	26.6	0	63
Opponents	13	268	20.6	0	51

FUMBLE RETURNS	No.	Yds	Avg	TD	Long
Total	0	0	0.0	0	0
Opponents	1	4	4.0	0	4

PUNTING	No.	Yds	Avg	Long	TB	FC	I20	Blkd
Matt Boshier	11	455	41.4	53	2	4	6	0
TEAM	1	0	0.0	0	0	0	0	1
Total	12	455	37.9	53	2	4	6	1
Opponents	12	496	41.3	63	1	0	2	0

KICKOFFS	No.	Yds	Avg	TB	OB	Ret	Net	YdLine
Alex Uribe	8	492	61.5	0	2			
Matt Boshier	7	335	47.9	0	0			
Total	15	827	55.1	0	2	268	37.3	32
Opponents	17	998	58.7	1	0	399	34.1	35

SCORING	TD	FGs	PATs				DXP	Saf	Points
			Kick	Rush	Rcv	Pass			
Javaris James	3	0-0	0-0	0-0	0	0-0	0	0	18
Matt Boshier	0	2-4	10-10	0-0	0	0-0	0	0	16
Graig Cooper	2	0-0	0-0	0-0	0	0-0	0	0	12
Travis Benjamin	1	0-0	0-0	0-0	0	0-0	0	0	6
Dedrick Epps	1	0-0	0-0	0-0	0	0-0	0	0	6
LaRon Byrd	1	0-0	0-0	0-0	0	0-0	0	0	6
Jimmy Graham	1	0-0	0-0	0-0	0	0-0	0	0	6
Jacory Harris	1	0-0	0-0	0-0	0	0-0	0	0	6
TEAM	0	0-0	0-0	0-0	0	0-0	0	1	2
Total	10	2-4	10-10	0-0	0	0-0	0	1	78
Opponents	10	4-6	8-9	0-0	1	1-1	0	0	82

TOTAL OFFENSE	G	Plays	Rush	Pass	Total	Avg/G
Jacory Harris	3	92	-31	806	775	258.3
Graig Cooper	3	35	179	0	179	59.7
Javaris James	3	39	143	0	143	47.7
Lee Chambers	2	7	22	0	22	11.0
Travis Benjamin	3	2	18	0	18	6.0
Thearon, Collier	3	3	7	0	7	2.3
Mike James	3	4	3	0	3	1.0
TEAM	3	5	-8	0	-8	-2.7
Total	3	187	333	806	1139	379.7
Opponents	3	189	477	525	1002	334.0

FIELD GOALS	FGM-FGA	Pct	1-19	20-29	30-39	40-49	50+	Lg	Blk
Matt Boshier	2-4	50.0	1-1	0-1	1-2	0-0	0-0	34	0

FG SEQUENCE	MIAMI	OPPONENTS
Florida State	(18)	(52),(45)
Georgia Tech	(34),26,31	(32),39
Virginia Tech	-	25,(22)

Numbers in (parentheses) indicate field goal was made.

ALL PURPOSE	G	Rush	Rec	PR	KOR	IR	Tot	Avg/G
Graig Cooper	3	179	56	1	312	0	548	182.7
Travis Benjamin	3	18	157	11	18	0	204	68.0
Javaris James	3	143	47	0	0	0	190	63.3
Leonard Hankerson	3	0	186	0	0	0	186	62.0
LaRon Byrd	3	0	141	0	0	0	141	47.0
Dedrick Epps	3	0	96	0	0	0	96	32.0
Mike James	3	3	5	0	65	0	73	24.3
Aldarius Johnson	1	0	48	0	0	0	48	48.0
Thearon, Collier	3	7	28	0	0	0	35	11.7
Lee Chambers	2	22	0	0	0	0	22	11.0
Tervaris Johnson	3	0	14	0	0	0	14	4.7
Jimmy Graham	3	0	14	0	0	0	14	4.7
Patrick Hill	3	0	14	0	0	0	14	4.7
Jordan Futch	3	0	0	0	4	0	4	1.3
TEAM	3	-8	0	0	0	0	-8	-2.7
Jacory Harris	3	-31	0	0	0	0	-31	-10.3
Total	3	333	806	12	399	0	1550	516.7
Opponents	3	477	525	18	268	59	1347	449.0

2009 TEAM STATISTICS

DEFENSIVE LEADERS	GP	Tackles			TFL/Yds	Sacks			BrUp	QBH	Fumbles		Blkd	
		Solo	Ast	Total		No-Yards	Int-Yds	Rcv-Yds			FF	Kick	Saf	
44 Colin McCarthy	3	9	16	25	2.0-4	
6 Randy Phillips	3	10	8	18	.	.	1-0	
1 Brandon Harris	3	9	9	18	.	.	.	5	
50 Darryl Sharpton	3	10	7	17	0.5-1	
9 Sam Shields	3	9	5	14	.	.	.	2	
31 Sean Spence	3	4	9	13	2.5-3	.	.	.	1	
35 Olivier Vernon	3	3	9	12	4.0-14	0.5-3	
29 JoJo Nicholas	3	3	7	10	
91 Joe Joseph	3	4	3	7	
57 Allen Bailey	3	3	3	6	1.5-8	1.0-7	
54 Micanor Regis	3	1	5	6	1.0-3	0.5-2	
37 Jared Campbell	3	3	3	6	
90 Steven Wesley	3	5	.	5	4.0-8	1.0-3	.	.	1	
7 Vaughn Telamaque	2	3	2	5	1.5-4	
48 Andrew Smith	2	3	1	4	1.0-3	
94 Eric Moncur	2	1	3	4	
8 Demarcus Van Dyke	2	2	2	4	
56 Marcus Robinson	3	2	2	4	1.5-11	1.0-10	1	.	.	
26 Ray-Ray Armstrong	3	2	1	3	
92 Josh Holmes	3	.	3	3	1-0	.	.	.	
58 Jordan Futch	3	2	1	3	
20 Damien Berry	3	2	1	3	
24 Chavez Grant	3	1	1	2	0.5-3	.	.	1	
11 Arthur Brown	3	1	1	2	
45 Ramon Buchanan	3	2	.	2	
25 Matt Boshier	3	2	.	2	
32 Lee Chambers	2	.	1	1	
66 Harland Gunn	3	1	.	1	
21 Brandon McGee	2	.	1	1	
2 Graig Cooper	3	1	.	1	
83 Kendal Thompkins	3	1-0	.	.	.	
TM TEAM	3	1	
Total	3	98	104	202	20-62	4-25	1-0	8	2	2-0	1	.	1	
Opponents	3	99	112	211	14.0-63	4-36	3-59	11	3	1-4	2	1	.	

2009 STARTING LINEUPS

OFFENSE	Florida State	Georgia Tech	Virginia Tech	Oklahoma	Florida A&M	UCF	Clemson	Wake Forest	Virginia	North Carolina	Duke	USF
WR	Byrd	Byrd	Byrd									
LT	Fox	Fox	Fox									
LG	Franklin	Franklin	Franklin									
C	Trump	Trump	Trump									
RG	GUNN	Figueroa	Gunn									
RT	PIPHO	Pipho	Pipho									
TE	Gordon	Epps	GRAHAM									
WR	Hankerson	Hankerson	Hankerson									
WR			Collier									
QB	Jacory Harris	Jacory Harris	Jacory Harris									
RB	Cooper	Cooper	J. James									
FB	J. James	J. James										

DEFENSE	Florida State	Georgia Tech	Virginia Tech	Oklahoma	Florida A&M	UCF	Clemson	Wake Forest	Virginia	North Carolina	Duke	USF
LE	Robinson	Robinson	Wesley									
LDT	Bailey	Bailey	Bailey									
RDT	Forston	Joseph	Joseph									
RE	SMITH	Smith	VERNON									
SLB	McCarthy	Spence	McCarthy									
MLB		Sharpton	Sharpton									
WLB	Spence	Futch	Spence									
LCB	SHIELDS	B. Harris	B. Harris									
RCB	Van Dyke	Shields	Van Dyke									
FS	Grant	TELEMAQUE	Telemaque									
SS	Phillips	Phillips	Phillips									
Nickel	B. Harris											

SPECIALISTS	Florida State	Georgia Tech	Virginia Tech	Oklahoma	Florida A&M	UCF	Clemson	Wake Forest	Virginia	North Carolina	Duke	USF
P	Bosher	Bosher	Bosher									
KO	Bosher	URIBE	Uribe									
PK	Bosher	Bosher	Bosher									
PR	Cooper	Benjamin	Benjamin									
KOR	Cooper	Cooper	Cooper									
	Harris	M. James	M. James									
LS-P	Ivory	Ivory	Ivory									
LSFG	Byrne	Byrne	Byrne									
H	Perrelli	Perrelli	Perrelli									

CAPS indicate first career start

STARTING EXPERIENCE

Offensive Starters	2004	2005	2006	2007	2008	2009	Total								
Jason Fox, OT (Sr.)	-	-	12	12	12	3	39	Vaughn Telemaque (R-Fr.)	-	-	-	-	-	2	2
Javaris James, RB (Sr.)	-	-	10	12	1	3	26	Jordan Fulch, LB (Soph.)	-	-	-	-	-	1	1
Orlando Franklin, G (Jr.)	-	-	-	3	11	3	17	Olivier Vernon, RE (Fr.)	-	-	-	-	-	1	1
Graig Cooper, RB (Jr.)	-	-	-	1	11	2	14	Special Teams Starters	2005	2006	2007	2008	2009	Total	
A.J. Trump, OG/C (Sr.)	-	-	-	-	10	3	13	Ryan Hill, KOR (Sr.)	-	5	10	13	-	28	
Dedrick Epps, TE, (Sr.)	-	-	-	1	10	1	12	Matt Bosher, P (Jr.)	-	-	12	13	3	28	
Aldarius Johnson, WR (Soph.)	-	-	-	-	8	-	8	Matt Bosher, PK (Jr.)	-	-	-	13	3	16	
Leonard Hankerson, WR (Jr.)	-	-	-	2	2	3	7	Jake Byrne, K-LS (Sr.)	-	-	-	13	3	16	
Travis Benjamin, QB (Soph.)	-	-	-	-	5	1	6	Matt Bosher, KO (Jr.)	-	-	-	13	1	14	
Joel Figueroa, RG (Jr.)	-	-	-	-	5	1	6	Chris Ivory, P-LS (Soph.)	-	-	-	11	3	14	
LaRon Byrd, WR (Soph.)	-	-	-	-	3	3	6	Graig Cooper, PR (Jr.)	-	-	7	3	2	12	
Jacory Harris, QB (Soph.)	-	-	-	-	2	3	5	Travis Benjamin, PR (Soph.)	-	-	-	8	2	10	
Patrick Hill, FB (Sr.)	-	-	-	-	4	-	4	Brandon Harris, KOR (Soph.)	-	-	-	6	2	8	
Richard Gordon, TE (Sr.)	-	-	-	-	3	1	4	Jake Byrne, P-LS (Sr.)	-	-	-	2	-	2	
Thearon Collier, WR (Soph.)	-	-	-	-	3	1	4	Thearon Collier, PR (Soph.)	-	-	-	2	-	2	
Matt Pipho, RT (Sr.)	-	-	-	-	-	3	3	Graig Cooper, KR (Jr.)	-	-	-	-	3	3	
Harland Gunn, RG (Soph.)	-	-	-	-	-	2	2	Mike James, KR (Fr.)	-	-	-	-	2	2	
Jimmy Graham, TE (Sr.)	-	-	-	-	-	-	-	Alex Uribe, KO (Sr.)	-	-	-	-	2	2	
Davon Johnson, WR (Soph.)	-	-	-	-	-	1	1								

Defensive Starters	2004	2005	2006	2007	2008	2009	Total
Darryl Sharpton, LB (Sr.)	-	0	5	4	9	2	20
Chavez Grant, CB (Sr.)	-	-	5	6	7	1	19
Eric Moncur, DE (Sr.)	0	2	3	8	3	-	16
Colin McCarthy, LB (Jr.)	-	-	0	10	4	2	16
Randy Phillips, CB (Sr.)	-	-	8	4	1	3	16
Joe Joseph, DT (Sr.)	-	0	0	5	9	2	16
Steven Wesley, DE (Jr.)	-	-	-	-	11	1	12
DeMarcus Van Dyke, CB (Jr.)	-	-	-	8	2	2	12
Sean Spence, LB (Soph.)	-	-	-	-	9	3	12
Brandon Harris, CB (Soph.)	-	-	-	-	6	3	9
JoJo Nicolas, S (Jr.)	-	-	-	-	7	-	7
Marcus Robinson, RE (Soph.)	-	-	-	-	5	2	7
Allen Bailey, DE (Jr.)	-	-	-	-	4	3	7
Ryan Hill, S (Sr.)	-	-	-	-	5	-	5
Adewale Ojomo, RE (Soph.)	-	-	-	-	3	-	3
Marcus Forston, DT (Soph.)	-	-	-	-	1	1	2
Sam Shields, RCB (Sr.)	-	-	-	-	-	2	2
Andrew Smith, RE (Soph.)	-	-	-	-	-	2	2

2009 PARTICIPATION

GP/GS	Gm/Starts	FSU	GT	VT	Okla.	FAMU	UCF	CLEM	WAKE	UVA	UNC	DUKE	USF
26	Armstrong, R.	3/-	XXX	XXX	XXX								
57	Bailey, A.	3/3	START	START	START								
3	Benjamin, T.	3/-	XXX	XXX	XXX								
20	Berry, D.	3/-	XXX	XXX	XXX								
25	Bosher, M.	3/-	XXX	XXX	XXX								
11	Brown, A.	3/-	XXX	XXX	XXX								
45	Buchanan, R.	3/-	XXX	XXX	XXX								
47	Byrd, L.	3/3	START	START	START								
87	Byrne, J.	3/-	XXX	XXX	XXX								
43	Calhoun, J.	3/-	XXX	XXX	XXX								
37	Campbell, J.	3/-	XXX	XXX	XXX								
32	Chambers, L.	2/-	XXX	XXX	...								
28	Collier, T.	3/1	XXX	XXX	START								
2	Cooper, G.	3/2	START	START	XXX								
18	Epps, D.	3/1	XXX	START	XXX								
61	Figueroa, J.	3/1	XXX	START	XXX								
99	Forston, M.	2/1	START	XXX	...								
64	Fox, J.	3/3	START	START	START								
74	Franklin, O.	3/3	START	START	START								
58	Futch, J.	3/1	XXX	START	XXX								
84	Gordon, R.	1/1	START								
80	Graham, J.	3/1	XXX	XXX	START								
24	Grant, C.	3/1	START	XXX	XXX								
66	Gunn, H.	3/2	START	XXX	START								
85	Hankerson, L.	3/3	START	START	START								
1	Harris, B.	3/3	START	START	START								
12	Harris, J.	3/3	START	START	START								
30	Hill, P.	3/-	XXX	XXX	XXX								
13	Hill, R.	2/-	...	XXX	XXX								
92	Holmes, J.	3/-	XXX	XXX	XXX								
34	Holton, C.	2/-	...	XXX	XXX								
60	Ivory, C.	1/-	XXX								
5	James, J.	3/3	START	START	START								
22	James, M.	3/-	XXX	XXX	XXX								
4	Johnson, A.	1/-	XXX								
23	Johnson, T.	3/-	XXX	XXX	XXX								
91	Joseph, J.	3/2	XXX	START	START								
44	McCarthy, C.	3/2	START	XXX	START								
21	McGee, B.	2/-	XXX	XXX	...								
94	Moncur, E.	2/-	...	XXX	XXX								
38	Nelms, C.	2/-	XXX	XXX	...								
29	Nicholas, J.	3/-	XXX	XXX	XXX								
17	Perrelli, M.	3/-	XXX	XXX	XXX								
6	Phillips, R.	3/3	START	START	START								
65	Pipho, M.	3/3	START	START	START								
54	Regis, M.	3/-	XXX	XXX	XXX								
36	Robinson, K.	3/-	XXX	XXX	XXX								
56	Robinson, M.	3/2	START	START	XXX								
50	Sharpton, D.	3/2	XXX	START	START								
9	Shields, S.	3/2	START	START	XXX								
48	Smith, A.	2/2	START	START	...								
31	Spence, S.	3/3	START	START	START								
86	Streeter, T.	1/-	...	XXX	...								
68	Symonette, I.	3/-	XXX	XXX	XXX								
7	Telemaque, V.	2/2	...	START	START								
83	Thompkins, K.	3/-	XXX	XXX	XXX								
70	Trump, A.	3/3	START	START	START								
33	Uribe, A.	2/-	...	XXX	XXX								
8	Van Dyke, D.	2/2	START	...	START								
35	Vernon, O.	3/1	XXX	XXX	START								
72	Washington, B.	3/-	XXX	XXX	XXX								
90	Wesley, S.	3/1	XXX	XXX	START								

2009 GAME-BY GAME STATISTICS

JACORY HARRIS

Game	Cmp	Att	Pct.	Int.	Yds	TD	Lg	Sacked
9/7 at Florida State	21	34	61.8	2	386	2	40	1
9/17 Georgia Tech	20	25	80.0	0	270	3	40	0
9/26 at Virginia Tech	9	25	36.0	1	150	0	34	3
10/3 Oklahoma								
10/10 Florida A&M								
10/17 at UCF								
10/24 Clemson								
10/31 at Wake Forest								
11/7 Virginia								
11/14 at North Carolina								
11/21 Duke								
11/28 at USF								

2009 RUSHING

GRAIG COOPER

Game	No.	Yds	Avg.	TD	Lg
9/7 at Florida State	7	31	4.4	1	13
9/17 Georgia Tech	17	93	5.5	0	31
9/26 at Virginia Tech	11	55	5.0	0	14
10/3 Oklahoma					
10/10 Florida A&M					
10/17 at UCF					
10/24 Clemson					
10/31 at Wake Forest					
11/7 Virginia					
11/14 at North Carolina					
11/21 Duke					
11/28 at USF					

JAVARRIS JAMES

Game	No.	Yds	Avg.	TD	Lg
9/7 at Florida State	11	36	3.3	1	9
9/17 Georgia Tech	14	72	5.1	1	14
9/26 at Virginia Tech	14	35	2.5	1	15
10/3 Oklahoma					
10/10 Florida A&M					
10/17 at UCF					
10/24 Clemson					
10/31 at Wake Forest					
11/7 Virginia					
11/14 at North Carolina					
11/21 Duke					
11/28 at USF					

LEE CHAMBERS

Game	No.	Yds	Avg.	TD	Lg
9/7 at Florida State	5	10	2.0	0	4
9/17 Georgia Tech	2	12	6.0	0	8
9/26 at Virginia Tech		DNP			
10/3 Oklahoma					
10/10 Florida A&M					
10/17 at UCF					
10/24 Clemson					
10/31 at Wake Forest					
11/7 Virginia					
11/14 at North Carolina					
11/21 Duke					
11/28 at USF					

TRAVIS BENJAMIN

Game	No.	Yds	Avg.	TD	Lg
9/7 at Florida State	1	5	5.0	0	5
9/17 Georgia Tech	1	13	13.0	0	13
9/26 at Virginia Tech	0	0	0.0	0	0
10/3 Oklahoma					
10/10 Florida A&M					
10/17 at UCF					
10/24 Clemson					
10/31 at Wake Forest					
11/7 Virginia					
11/14 at North Carolina					
11/21 Duke					
11/28 at USF					

THEARON COLLIER

Game	No.	Yds	Avg.	TD	Lg
9/7 at Florida State	2	13	6.5	0	15
9/17 Georgia Tech	0	0	0.0	0	0
9/26 at Virginia Tech	1	-6	-6.0	0	0
10/3 Oklahoma					
10/10 Florida A&M					
10/17 at UCF					
10/24 Clemson					
10/31 at Wake Forest					
11/7 Virginia					
11/14 at North Carolina					
11/21 Duke					
11/28 at USF					

JACORY HARRIS

Game	No.	Yds	Avg.	TD	Lg
9/7 at Florida State	3	1	0.3	1	4
9/17 Georgia Tech	1	0	0.0	0	0
9/26 at Virginia Tech	4	-28	-7.0	0	0
10/3 Oklahoma					
10/10 Florida A&M					
10/17 at UCF					
10/24 Clemson					
10/31 at Wake Forest					
11/7 Virginia					
11/14 at North Carolina					
11/21 Duke					
11/28 at USF					

MIKE JAMES

Game	No.	Yds	Avg.	TD	Lg
9/7 at Florida State	0	0	0.0	0	0
9/17 Georgia Tech	0	0	0.0	0	0
9/26 at Virginia Tech	4	3	0.8	0	2
10/3 Oklahoma					
10/10 Florida A&M					
10/17 at UCF					
10/24 Clemson					
10/31 at Wake Forest					
11/7 Virginia					
11/14 at North Carolina					
11/21 Duke					
11/28 at USF					

2009 GAME-BY GAME STATISTICS - RECEIVING

TRAVIS BENJAMIN

Game	No.	Yds	Avg.	TD	Lg
9/7 at Florida State	4	128	32.0	1	40
9/17 Georgia Tech	3	29	9.7	0	20
9/26 at Virginia Tech	0	0	0.0	0	0
10/3 Oklahoma					
10/10 Florida A&M					
10/17 at UCF					
10/24 Clemson					
10/31 at Wake Forest					
11/7 Virginia					
11/14 at North Carolina					
11/21 Duke					
11/28 at USF					

LEONARD HANKERSON

Game	No.	Yds	Avg.	TD	Lg
9/7 at Florida State	4	72	18.0	0	40
9/17 Georgia Tech	1	35	35.0	0	35
9/26 at Virginia Tech	3	79	26.3	0	34
10/3 Oklahoma					
10/10 Florida A&M					
10/17 at UCF					
10/24 Clemson					
10/31 at Wake Forest					
11/7 Virginia					
11/14 at North Carolina					
11/21 Duke					
11/28 at USF					

LARON BYRD

Game	No.	Yds	Avg.	TD	Lg
9/7 at Florida State	0	0	0.0	0	0
9/17 Georgia Tech	5	83	16.6	1	40
9/26 at Virginia Tech	4	58	14.5	0	23
10/3 Oklahoma					
10/10 Florida A&M					
10/17 at UCF					
10/24 Clemson					
10/31 at Wake Forest					
11/7 Virginia					
11/14 at North Carolina					
11/21 Duke					
11/28 at USF					

DEDRICK EPPS

Game	No.	Yds	Avg.	TD	Lg
9/7 at Florida State	2	46	23.0	0	27
9/17 Georgia Tech	3	37	12.3	1	14
9/26 at Virginia Tech	2	13	6.5	0	9
10/3 Oklahoma					
10/10 Florida A&M					
10/17 at UCF					
10/24 Clemson					
10/31 at Wake Forest					
11/7 Virginia					
11/14 at North Carolina					
11/21 Duke					
11/28 at USF					

GRAIG COOPER

Game	No.	Yds	Avg.	TD	Lg
9/7 at Florida State	2	24	12.0	1	24
9/17 Georgia Tech	3	32	10.7	0	13
9/26 at Virginia Tech	0	0	0.0	0	0
10/3 Oklahoma					
10/10 Florida A&M					
10/17 at UCF					
10/24 Clemson					
10/31 at Wake Forest					
11/7 Virginia					
11/14 at North Carolina					
11/21 Duke					
11/28 at USF					

ALDARIUS JOHNSON

Game	No.	Yds	Avg.	TD	Lg
9/7 at Florida State	3	48	16.0	0	31
9/17 Georgia Tech	Did Not Play				
9/26 at Virginia Tech	Did Not Play				
10/3 Oklahoma					
10/10 Florida A&M					
10/17 at UCF					
10/24 Clemson					
10/31 at Wake Forest					
11/7 Virginia					
11/14 at North Carolina					
11/21 Duke					
11/28 at USF					

JAVARRIS JAMES

Game	No.	Yds	Avg.	TD	Lg
9/7 at Florida State	3	35	11.7	0	20
9/17 Georgia Tech	2	12	6.0	0	9
9/26 at Virginia Tech	0	0	0.0	0	0
10/3 Oklahoma					
10/10 Florida A&M					
10/17 at UCF					
10/24 Clemson					
10/31 at Wake Forest					
11/7 Virginia					
11/14 at North Carolina					
11/21 Duke					
11/28 at USF					

THEARON COLLIER

Game	No.	Yds	Avg.	TD	Lg
9/7 at Florida State	2	28	14.0	0	18
9/17 Georgia Tech	0	0	0.0	0	0
9/26 at Virginia Tech	0	0	0.0	0	0
10/3 Oklahoma					
10/10 Florida A&M					
10/17 at UCF					
10/24 Clemson					
10/31 at Wake Forest					
11/7 Virginia					
11/14 at North Carolina					
11/21 Duke					
11/28 at USF					

TERVARIS JOHNSON

Game	No.	Yds	Avg.	TD	Lg
9/7 at Florida State	0	0	0.0	0	0
9/17 Georgia Tech	1	14	14.0	0	14
9/26 at Virginia Tech	0	0	0.0	0	0
10/3 Oklahoma					
10/10 Florida A&M					
10/17 at UCF					
10/24 Clemson					
10/31 at Wake Forest					
11/7 Virginia					
11/14 at North Carolina					
11/21 Duke					
11/28 at USF					

JIMMY GRAHAM

Game	No.	Yds	Avg.	TD	Lg
9/7 at Florida State	0	0	0.0	0	0
9/17 Georgia Tech	1	14	14.0	1	14
9/26 at Virginia Tech	0	0	0.0	0	0
10/3 Oklahoma					
10/10 Florida A&M					
10/17 at UCF					
10/24 Clemson					
10/31 at Wake Forest					
11/7 Virginia					
11/14 at North Carolina					
11/21 Duke					
11/28 at USF					

PATRICK HILL

Game	No.	Yds	Avg.	TD	Lg
9/7 at Florida State	0	0	0.0	0	0
9/17 Georgia Tech	1	14	14.0	0	14
9/26 at Virginia Tech	0	0	0.0	0	0
10/3 Oklahoma					
10/10 Florida A&M					
10/17 at UCF					
10/24 Clemson					
10/31 at Wake Forest					
11/7 Virginia					
11/14 at North Carolina					
11/21 Duke					
11/28 at USF					

MIKE JAMES

Game	No.	Yds	Avg.	TD	Lg
9/7 at Florida State	1	5	5.0	0	5
9/17 Georgia Tech	0	0	0.0	0	0
9/26 at Virginia Tech	0	0	0.0	0	0
10/3 Oklahoma					
10/10 Florida A&M					
10/17 at UCF					
10/24 Clemson					
10/31 at Wake Forest					
11/7 Virginia					
11/14 at North Carolina					
11/21 Duke					
11/28 at USF					

2009 GAME-BY GAME STATISTICS - KICKOFF/PUNT RETURNS

KICK RETURNS

GRAIG COOPER

Game	No.	Yds	Avg.	TD	Lg
9/7 at Florida State	5	173	34.6	0	63
9/17 Georgia Tech	2	61	30.5	0	36
9/26 at Virginia Tech	3	74	24.7	0	39
10/3 Oklahoma					
10/10 Florida A&M					
10/17 at UCF					
10/24 Clemson					
10/31 at Wake Forest					
11/7 Virginia					
11/14 at North Carolina					
11/21 Duke					
11/28 at USF					

MIKE JAMES

Game	No.	Yds	Avg.	TD	Lg
9/7 at Florida State	0	0	0.0	0	0
9/17 Georgia Tech	1	40	40.0	0	40
9/26 at Virginia Tech	2	25	12.5	0	21
10/3 Oklahoma					
10/10 Florida A&M					
10/17 at UCF					
10/24 Clemson					
10/31 at Wake Forest					
11/7 Virginia					
11/14 at North Carolina					
11/21 Duke					
11/28 at USF					

TRAVIS BENJAMIN

Game	No.	Yds	Avg.	TD	Lg
9/7 at Florida State	2	46	23.0	0	27
9/17 Georgia Tech	3	37	12.3	1	14
9/26 at Virginia Tech	0	0	0.0	0	0
10/3 Oklahoma					
10/10 Florida A&M					
10/17 at UCF					
10/24 Clemson					
10/31 at Wake Forest					
11/7 Virginia					
11/14 at North Carolina					
11/21 Duke					
11/28 at USF					

PUNT RETURNS

TRAVIS BENJAMIN

Game	No.	Yds	Avg.	TD	Lg
9/7 at Florida State	2	7	3.5	0	6
9/17 Georgia Tech	1	14	14.0	0	14
9/26 at Virginia Tech	1	-10	-10.0	0	0
10/3 Oklahoma					
10/10 Florida A&M					
10/17 at UCF					
10/24 Clemson					
10/31 at Wake Forest					
11/7 Virginia					
11/14 at North Carolina					
11/21 Duke					
11/28 at USF					

GRAIG COOPER

Game	No.	Yds	Avg.	TD	Lg
9/7 at Florida State	1	0	0.0	0	0
9/17 Georgia Tech	0	0	0.0	0	0
9/26 at Virginia Tech	1	1	1.0	0	1
10/3 Oklahoma					
10/10 Florida A&M					
10/17 at UCF					
10/24 Clemson					
10/31 at Wake Forest					
11/7 Virginia					
11/14 at North Carolina					
11/21 Duke					
11/28 at USF					

2009 GAME-BY GAME STATISTICS - DEFENSE

TACKLES FOR LOSS	UA-A	Total	FSU	GT	VT	OKLA	FAMU	UCF	CLEMSON	WAKE	UVA	UNC	DUKE	USF
Vernon, O. DL	2-4	4.0	1.0-3	3.0-11	-									
Wesley, S. DE	4-0	4.0	1.0-3	2.0-4	1.0-1									
Spence, S. LB	1-3	2.5	1.5-1	0.5-2	0.5-0									
McCarthy, C. LB	1-2	2.0	1.5-2	0.5-2	-									
Robinson, M. DL	1-1	1.5	1.0-10	0.5-1	-									
Bailey, A. DL	1-1	1.5	1.0-7	-	0.5-1									
Telemaque, V. DB	1-1	1.5	DNP	1.5-4	-									
Smith, A. DL	1-0	1.0	-	1.0-3	DNP									
Regis, M. DL	0-2	1.0	-	1.0-3	-									
Sharpton, D. LB	0-1	0.5	0.5-1	-	-									
Grant, C. DB	0-1	0.5	0.5-3	-	-									

FUMBLES RECOVERED	No	FSU	GT	VT	OKLA	FAMU	UCF	CLEMSON	WAKE	UVA	UNC	DUKE	USF
Holmes, J.	1	1	-	-									
Thompkins, K. WR	1	-	-	1									

FORCED FUMBLES	No	FSU	GT	VT	OKLA	FAMU	UCF	CLEMSON	WAKE	UVA	UNC	DUKE	USF
Robinson, M.	1	1	-	-									

FUMBLES LOST	No-Lost	FSU	GT	VT	OKLA	FAMU	UCF	CLEMSON	WAKE	UVA	UNC	DUKE	USF
Harris, J. QB	2-1	-	-	2-1									
James, M. RB	1-0	-	-	1-0									

2009 GAME-BY GAME STATISTICS - KICKING

PUNTING - MATT BOSHER

Opponent	No.	Yards	Avg.	Long	Blk	TB	In20	+50
9/7 at Florida State	4	165	41.2	48	0	1	3	0
9/17 Georgia Tech	1	41	41.0	41	0	1	0	0
9/26 at Virginia Tech	6	249	41.5	53	1	0	3	1
10/3 Oklahoma								
10/10 Florida A&M								
10/17 at UCF								
10/24 Clemson								
10/31 at Wake Forest								
11/7 Virginia								
11/14 at North Carolina								
11/21 Duke								
11/28 at USF								

PLACEKICKING - MATT BOSHER

EXTRA POINTS		FIELD GOALS				FG BREAKDOWN				
XP/XPA	PCT	FG/FGA	PCT	LG	PTS	1-19	20-29	30-39	40-49	50+
10/10	100.0	2/4	50.0	34	16	1/1	0/1	1/2	0/0	0/0
Opponent		FG/FGA	Distances		XP/XPA	Game		Pts.		
9/7	at Florida State	1/1	18g		5/5	8				
9/17	Georgia Tech	1/3	34g, 26 wr, 31 wr		4/4	7				
9/26	at Virginia Tech	0/0			1/1	1				
10/3	Oklahoma									
10/10	Florida A&M									
10/17	at UCF									
10/24	Clemson									
10/31	at Wake Forest									
11/7	Virginia									
11/14	at North Carolina									
11/21	Duke									
11/28	at USF									

2009 GAME-BY GAME STATISTICS - DEFENSE

SACKS	UA-A	Total	FSU	GT	VT	OKLA	FAMU	UCF	CLEMSON	WAKE	UVA	UNC	DUKE	USF
Robinson, M. DL	1-0	1.0	1.0-10	-	-									
Wesley, S. DE	1-0	1.0	-	1.0-3	-									
Bailey, A. DL	1-0	1.0	1.0-7	-	-									
Vernon, O. DL	0-1	0.5	-	0.5-3	-									
Regis, M. DL	0-1	0.5	-	0.5-2	-									

TACKLES	UA-A	Total	FSU	GT	VT	OKLA	FAMU	UCF	CLEMSON	WAKE	UVA	UNC	DUKE	USF
McCarthy, C. LB	9-16	25	5-3	0-4	4-9									
Phillips, R. DB	10-8	18	4-2	3-2	3-4									
Harris, B. DB	9-9	18	3-6	3-1	3-2									
Sharpton, D. LB	10-7	17	3-1	6-2	1-4									
Shields, S.	9-5	14	2-2	5-1	2-2									
Spence, S. LB	4-9	13	2-1	0-2	2-6									
Vernon, O. DL	3-9	12	1-2	2-2	0-5									
Nicholas, J. DB	3-7	10	2-2	-	1-5									
Joseph, J. DL	4-3	7	1-0	1-0	2-3									
Bailey, A. DL	3-3	6	2-0	1-0	0-3									
Campbell, J. DB	3-3	6	2-1	1-0	0-2									
Regis, M. DL	1-5	6	1-0	0-2	0-3									
Telemaque, V. DB	3-2	5	DNP	1-2	2-0									
Wesley, S. DE	5-0	5	1-0	2-0	2-0									
Moncur, E. DL	1-3	4	DNP	1-2	0-1									
Van Dyke, D. DB	2-2	4	1-0	DNP	1-2									
Robinson, M. DL	2-2	4	2-0	0-1	0-1									
Smith, A. DL	3-1	4	1-1	2-0	DNP									
Armstrong, R. DB	2-1	3	1-0	-	1-1									
Berry, D.	2-1	3	1-0	1-1	-									
Holmes, J.	0-3	3	-	0-1	0-2									
Futch, J. LB	2-1	3	1-0	1-0	0-1									
Bosher, M.	2-0	2	2-0	-	-									
Brown, A. LB	1-1	2	1-0	0-1	-									
Buchanan, R. LB	2-0	2	1-0	-	1-0									
Grant, C. DB	1-1	2	1-1	-	-									
Cooper, G.	1-0	1	-	-	1-0									
Chambers, L.	0-1	1	-	0-1	DNP									
Gunn, H.	1-0	1	-	-	1-0									
McGee, B.	0-1	1	-	0-1	DNP									

INTERCEPTIONS	Total	FSU	GT	VT	OKLA	FAMU	UCF	CLEMSON	WAKE	UVA	UNC	DUKE	USF
Phillips, R. DB	1-0	1-0	-	-									

2009 TEAM GAME HIGHS

INDIVIDUAL GAME HIGHS

Rushes	17	Graig Cooper vs Georgia Tech (Sep 17, 2009)
Yards Rushing	93	Graig Cooper vs Georgia Tech (Sep 17, 2009)
TD Rushes	1	Graig Cooper at Florida State (Sep 07, 2009)
		Javaris James at Florida State (Sep 07, 2009)
		Jacory Harris at Florida State (Sep 07, 2009)
		Javaris James vs Georgia Tech (Sep 17, 2009)
		Javaris James at Virginia Tech (Sep 26, 2009)
Long Rush	31	Graig Cooper vs Georgia Tech (Sep 17, 2009)
Pass attempts	34	Jacory Harris at Florida State (Sep 07, 2009)
Pass completions	21	Jacory Harris at Florida State (Sep 07, 2009)
Yards Passing	386	Jacory Harris at Florida State (Sep 07, 2009)
TD Passes	3	Jacory Harris vs Georgia Tech (Sep 17, 2009)
Long Pass	40	Jacory Harris at Florida State (Sep 07, 2009)
		Jacory Harris vs Georgia Tech (Sep 17, 2009)
Receptions	5	LaRon Byrd vs Georgia Tech (Sep 17, 2009)
Yards Receiving	128	Travis Benjamin at Florida State (Sep 07, 2009)
TD Receptions	1	Graig Cooper at Florida State (Sep 07, 2009)
		Travis Benjamin at Florida State (Sep 07, 2009)
		Dedrick Epps vs Georgia Tech (Sep 17, 2009)
		LaRon Byrd vs Georgia Tech (Sep 17, 2009)
		Jimmy Graham vs Georgia Tech (Sep 17, 2009)
Long Reception	40	Travis Benjamin at Florida State (Sep 07, 2009)
		Leonard Hankerson at Florida State (Sep 07, 2009)
		LaRon Byrd vs Georgia Tech (Sep 17, 2009)
Field Goals	1	Matt Boshier at Florida State (Sep 07, 2009)
		Matt Boshier vs Georgia Tech (Sep 17, 2009)
Long Field Goal	34	Matt Boshier vs Georgia Tech (Sep 17, 2009)
Punts	6	Matt Boshier at Virginia Tech (Sep 26, 2009)
Punting Avg	41.5	Matt Boshier at Virginia Tech (Sep 26, 2009)
Long Punt	53	Matt Boshier at Virginia Tech (Sep 26, 2009)
Long Punt Return	14	Travis Benjamin vs Georgia Tech (Sep 17, 2009)
Long Kickoff Return	63	Graig Cooper at Florida State (Sep 07, 2009)
Tackles	13	Colin McCarthy at Virginia Tech (Sep 26, 2009)
Sacks	1.0	Marcus Robinson at Florida State (Sep 07, 2009)
		Allen Bailey at Florida State (Sep 07, 2009)
		Steven Wesley vs Georgia Tech (Sep 17, 2009)
Tackles For Loss	3.0	Olivier Vernon vs Georgia Tech (Sep 17, 2009)
Interceptions	1	Randy Phillips at Florida State (Sep 07, 2009)

TEAM GAME HIGHS


Rushes	39	vs Georgia Tech (Sep 17, 2009)
Yards Rushing	184	vs Georgia Tech (Sep 17, 2009)
Yards Per Rush	4.7	vs Georgia Tech (Sep 17, 2009)
TD Rushes	3	at Florida State (Sep 07, 2009)
Pass attempts	34	at Florida State (Sep 07, 2009)
Pass completions	21	at Florida State (Sep 07, 2009)
Yards Passing	386	at Florida State (Sep 07, 2009)
Yards Per Pass	11.4	at Florida State (Sep 07, 2009)
TD Passes	3	vs Georgia Tech (Sep 17, 2009)
Total Plays	64	at Florida State (Sep 07, 2009)
		vs Georgia Tech (Sep 17, 2009)
Total Offense	476	at Florida State (Sep 07, 2009)
Yards Per Play	7.4	at Florida State (Sep 07, 2009)
Points	38	at Florida State (Sep 07, 2009)
Sacks By	2	at Florida State (Sep 07, 2009)
		vs Georgia Tech (Sep 17, 2009)
First Downs	22	at Florida State (Sep 07, 2009)
Penalties	9	at Florida State (Sep 07, 2009)
		vs Georgia Tech (Sep 17, 2009)
Penalty Yards	74	at Florida State (Sep 07, 2009)
		vs Georgia Tech (Sep 17, 2009)
Turnovers	2	at Florida State (Sep 07, 2009)
		at Virginia Tech (Sep 26, 2009)
Interceptions By	1	at Florida State (Sep 07, 2009)

OPPONENT INDIVIDUAL GAME HIGHS


Rushes	34	Williams, R, at Virginia Tech (Sep 26, 2009)
Yards Rushing	150	Williams, R, at Virginia Tech (Sep 26, 2009)
TD Rushes	2	Williams, R, at Virginia Tech (Sep 26, 2009)
Long Rush	44	Williams, R, at Virginia Tech (Sep 26, 2009)
Pass attempts	41	Ponder, C, at Florida State (Sep 07, 2009)
Pass completions	24	Ponder, C, at Florida State (Sep 07, 2009)
Yards Passing	294	Ponder, C, at Florida State (Sep 07, 2009)
TD Passes	2	Ponder, C, at Florida State (Sep 07, 2009)
Long Pass	56	Nesbitt, J., vs Georgia Tech (Sep 17, 2009)
Receptions	6	Thomas, D., vs Georgia Tech (Sep 17, 2009)
Yards Receiving	133	Thomas, D., vs Georgia Tech (Sep 17, 2009)
TD Receptions	1	Easterling, T, at Florida State (Sep 07, 2009)
		Piurowski, C, at Florida State (Sep 07, 2009)
		Thomas, D., vs Georgia Tech (Sep 17, 2009)
		Boykin, J, at Virginia Tech (Sep 26, 2009)
Long Reception	56	Thomas, D., vs Georgia Tech (Sep 17, 2009)
Field Goals	2	Hopkins, D, at Florida State (Sep 07, 2009)
Long Field Goal	52	Hopkins, D, at Florida State (Sep 07, 2009)
Punts	5	Bowden, B, at Virginia Tech (Sep 26, 2009)
Punting Avg	45.7	Anderson, C., vs Georgia Tech (Sep 17, 2009)
Long Punt	63	Anderson, C., vs Georgia Tech (Sep 17, 2009)
Long Punt Return	1	Reidy, M, at Virginia Tech (Sep 26, 2009)
Long Kickoff Return	51	Reid, G, at Florida State (Sep 07, 2009)
Tackles	11	Grimm, C, at Virginia Tech (Sep 26, 2009)
Sacks	1.5	Worlds, J, at Virginia Tech (Sep 26, 2009)
Tackles For Loss	2.0	Watson, D, at Florida State (Sep 07, 2009)
Interceptions	1	Reid, G, at Florida State (Sep 07, 2009)
		White, M, at Florida State (Sep 07, 2009)
		Carmichael, R, at Virginia Tech (Sep 26, 2009)

OPPONENT TEAM GAME HIGHS

Rushes	55	at Virginia Tech (Sep 26, 2009)
Yards Rushing	272	at Virginia Tech (Sep 26, 2009)
Yards Per Rush	4.9	at Virginia Tech (Sep 26, 2009)
TD Rushes	2	at Virginia Tech (Sep 26, 2009)
Pass attempts	41	at Florida State (Sep 07, 2009)
Pass completions	24	at Florida State (Sep 07, 2009)
Yards Passing	294	at Florida State (Sep 07, 2009)
Yards Per Pass	10.9	at Virginia Tech (Sep 26, 2009)
TD Passes	2	at Florida State (Sep 07, 2009)
Total Plays	71	at Florida State (Sep 07, 2009)
Total Offense	404	at Florida State (Sep 07, 2009)
Yards Per Play	5.8	at Virginia Tech (Sep 26, 2009)
Points	34	at Florida State (Sep 07, 2009)
Sacks By	3	at Virginia Tech (Sep 26, 2009)
First Downs	21	at Florida State (Sep 07, 2009)
Penalties	8	vs Georgia Tech (Sep 17, 2009)
Penalty Yards	49	at Virginia Tech (Sep 26, 2009)
Turnovers	2	at Florida State (Sep 07, 2009)
Interceptions By	2	at Florida State (Sep 07, 2009)



MIAMI HURRICANES
38



FLORIDA STATE SEMINOLES
34

MONDAY, SEPT. 7, 2009 - DOAK CAMPBELL STADIUM

Tallahassee, Fla. (AP) - Sophomore quarterback Jacory Harris threw for 386 yards - including a 40-yard pass over double coverage to Travis Benjamin, setting up Graig Cooper's 3-yard touchdown run with 1:53 left - and led the Hurricanes past No. 18 Florida State 38-34 in a wild, back-and-forth game on Labor Day night.

Florida State got to the Miami 2 with 14 seconds left. But Christian Ponder threw three straight incompletions, the last coming on a ball that Jamron Fortson nearly caught in the end zone on the game's final play, and Miami escaped.

Harris completed 21 of 34 passes for two touchdowns and two interceptions. He got hurt on the second of those turnovers; Harris was drilled by blitzing cornerback Greg Reid and his throw on that play resulted in nothing more than a pop fly that Markus White ran back 31 yards for a 31-24 Florida State lead with 11:45 remaining.

Harris connected with Cooper for a 24-yard score to tie the game at 31, and after Florida State took the lead again on Dustin Hopkins' 45-yard field goal with 4:11 left, the 'Canes went back to work. They went 59 yards in six plays, Harris' perfect lob to Benjamin accounting for most of them, and Cooper plowed in for the go-ahead score.

Score by Quarters	1	2	3	4	Score
Miami (Fla.)	7	7	3	21	38
Florida State	7	3	13	11	34

SCORING SUMMARY:

Qtr	Time	Team	Scoring play	Conversion	Plays-Yds	TOP	UM	FSU
1st	12:02	UM	Travis Benjamin 39 yd pass from Jacory Harris (Matt Bosher kick)		6-66	2:58	7	0
	04:55	FS	Piurowski, C 10 yd pass from Ponder, C (Hopkins, D kick)		13-67	7:03	7	7
2nd	02:50	FS	Hopkins, D 52 yd field goal		9-64	4:28	7	10
	00:42	UM	Javarris James 6 yd run (Matt Bosher kick)		7-75	2:00	14	10
3rd	12:01	FS	Ponder, C 9 yd run (Hopkins, D kick failed)		6-46	2:51	14	16
	04:57	FS	Easterling, T 21 yd pass from Ponder, C (Hopkins, D kick)		7-82	3:05	14	23
	03:12	UM	Matt Bosher 18 yd field goal		5-28	1:34	17	23
4th	13:43	UM	Jacory Harris 1 yd run (Matt Bosher kick)		5-61	2:45	24	23
	11:45	FS	White, M 31 yd interception return (Goodman, R pass from Ponder, C)				24	31
	07:14	UM	Graig Cooper 24 yd pass from Jacory Harris (Matt Bosher kick)		10-73	4:19	31	31
	04:11	FS	Hopkins, D 45 yd field goal		7-43	3:00	31	34
	01:53	UM	Graig Cooper 3 yd run (Matt Bosher kick)		6-59	2:12	38	34

Attendance: 81077

TEAM STATISTICS


	UM	FSU
FIRST DOWNS	22	21
RUSHES-YARDS (NET)	30-90	30-110
PASSING YDS (NET)	386	294
Passes Att-Comp-Int	34-21-2	41-24-1
TOTAL OFFENSE PLAYS-YARDS	64-476	71-404
Fumble Returns-Yards	0-0	0-0
Punt Returns-Yards	3-7	0-0
Kickoff Returns-Yards	6-181	7-129
Interception Returns-Yards	1-0	2-31
Punts (Number-Avg)	4-41.2	4-39.5
Fumbles-Lost	0-0	1-1
Penalties-Yards	9-74	5-35
Possession Time	28:35	31:25
Third-Down Conversions	5 of 13	6 of 15
Fourth-Down Conversions	1 of 1	1 of 1
Red-Zone Scores-Chances	4-4	2-3
Sacks By: Number-Yards	2-17	1-8

INDIVIDUAL STATISTICS


RUSHING: Miami (Fla.)-Javarris James 11-36; Graig Cooper 7-31; Thearon, Collier 2-13; Lee Chambers 5-10; Travis Benjamin 1-5; TEAM 1-minus 2; Jacory Harris 3-minus 3. Florida State Jones, T 14-59; Ponder, C 8-28; Givens, L 1-13; Thomas, J 7-10.

PASSING: Miami (Fla.)-Jacory Harris 21-34-2-386. Florida State-Ponder, C 24-41-1-294.

RECEIVING: Miami (Fla.)-Travis Benjamin 4-128; Leonard Hankerson 4-72; Aldarius Johnson 3-48; Javarris James 3-35; Dedrick Epps 2-46; Thearon, Collier 2-28; Graig Cooper 2-24; Mike James 1-5. Florida State-Goodman, R 5-82; Reed, B 5-63; Fortson, J 3-53; Piurowski, C 3-33; Owens, R 3-31; Easterling, T 2-21; Thomas, J 2-7; Reliford, B 1-4.



MIAMI HURRICANES
33



GEORGIA TECH YELLOW JACKETS
17

THURSDAY, SEPT. 17, 2009 - LAND SHARK STADIUM

MIAMI (AP) - Miami quarterback Jacory Harris raised some eyebrows this week when he suggested the Hurricanes' offense couldn't be stopped. Georgia Tech did nothing to disprove that theory. Cool and in control throughout, Harris completed 20 of 25 passes for 270 yards and three touchdowns, and the 20th-ranked Hurricanes put an emphatic end to a four-game losing streak against No. 14 Georgia Tech with a 33-17 victory Thursday night.

Miami (2-0, 2-0 Atlantic Coast Conference) matched its best league start since 2004, outgained Georgia Tech 453-228 and set up a Coastal Division showdown at Virginia Tech on Sept. 26. Graig Cooper ran for 93 yards, Javarris James rushed for 72 more and a touchdown, and LaRon Byrd caught five passes for 83 yards and another score. Georgia Tech (2-1, 1-1) blew Miami out a year ago, dooming the Hurricanes' conference title hopes by rushing for 472 yards. This time, Miami handled the triple option with relative ease, holding the Yellow Jackets to 95 yards rushing -- nearly half of those on the game's first drive.

Harris led Miami to scores on its first three possessions, the Hurricanes led 24-3 early in the third quarter after James scored from 3 yards out to cap a 60-yard, six-play drive, and the Hurricanes sauntered off celebrating their most significant win in years.

The Yellow Jackets ran for 45 yards on that drive--and managed only 42 more the rest of the half. Meanwhile, Harris was the picture of cool, setting the tone for the Miami sideline.

He used seven receivers in the first half alone, the Hurricanes scored on their first three possessions and the big-play capability that Miami flashed against Florida State continued, with nine gains of at least 10 yards in the opening two quarters. A 35-yard pass to Leonard Hankerson was immediately followed by a 40-yard toss to Byrd for Miami's first touchdown. Dedrick Epps caught a 13-yarder for a 14-3 lead early in the second quarter, and Matt Bosher connected on a 34-yard field goal with 5:45 left in the half.

Score by Quarters	1	2	3	4	Score
Georgia Tech	3	0	7	7	17
Miami (Fla.)	7	10	16	0	33

SCORING SUMMARY:

Qtr	Time	Team	Scoring play	Conversion	Plays-Yds	TOP	GT	UM
1st	08:09	GT	Blair,S. 32 yd field goal			13-45	6:51	3 0
	06:30	UM	LaRon Byrd 40 yd pass from Jacory Harris (Matt Bosher kick)			4-75	1:39	3 7
2nd	13:33	UM	Dedrick Epps 13 yd pass from Jacory Harris (Matt Bosher kick)			13-71	5:54	3 14
	05:45	UM	Matt Bosher 34 yd field goal			8-61	3:29	3 17
3rd	11:50	UM	Javarris James 3 yd run (Matt Bosher kick)			6-60	3:10	3 24
	08:07	GT	Allen,A. 3 yd run (Blair,S. kick)			7-60	3:43	10 24
	03:08	UM	Jimmy Graham 14 yd pass from Jacory Harris (Matt Bosher kick)			9-52	4:59	10 31
	00:32	UM	TEAM safety					10 33
4th	08:37	GT	Thomas,D. 56 yd pass from Nesbitt,J. (Blair,S. kick)			4-80	2:17	17 33

Attendance: 45329

TEAM STATISTICS

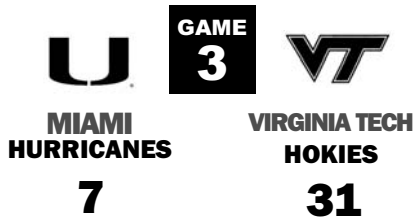
	GT	UM
FIRST DOWNS	12	21
RUSHES-YARDS (NET)	39-95	39-184
PASSING YDS (NET)	133	270
Passes Att-Comp-Int	15-6-0	25-20-0
TOTAL OFFENSE PLAYS-YARDS	54-228	64-454
Fumble Returns-Yards	0-0	0-0
Punt Returns-Yards	0-0	1-14
Kickoff Returns-Yards	4-111	4-119
Interception Returns-Yards	0-0	0-0
Punts (Number-Avg)	3-45.7	1-41.0
Fumbles-Lost	3-0	0-0
Penalties-Yards	8-44	9-74
Possession Time	26:25	33:35
Third-Down Conversions	6 of 14	8 of 13
Fourth-Down Conversions	0 of 2	0 of 0
Red-Zone Scores-Chances	2-3	4-6
Sacks By: Number-Yards	0-0	2-8

INDIVIDUAL STATISTICS

RUSHING: Georgia Tech-Allen,A. 6-42; Nesbitt,J. 14-29; Jones,R. 6-18; Wright, M. 3-7; Dwyer,J. 5-7; Cox,L. 2-6; Lyons,P. 1-6; Peoples,E. 1-3; Team 1-minus 23. Miami (Fla.)-Graig Cooper 17-93; Javarris James 14-72; Travis Benjamin 1-13; Lee Chambers 2-12; Jacory Harris 1-0; TEAM 4-minus 6.

PASSING: Georgia Tech-Nesbitt,J. 6-15-0-133. Miami (Fla.)-Jacory Harris 20-25-0-270.

RECEIVING: Georgia Tech-Thomas,D. 6-133. Miami (Fla.)-LaRon Byrd 5-83; Dedrick Epps 3-37; Graig Cooper 3-32; Travis Benjamin 3-29; Javarris James 2-12; Leonard Hankerson 1-35; Jimmy Graham 1-14; Tervaris Johnson 1-14; Patrick Hill 1-14.



SATURDAY, SEPT. 26, 2009 - LANE STADIUM

Blacksburg, Va. (AP) - No. 11 Virginia Tech harassed Hurricane quarterback Jacory Harris en route to a 31-7 defeat of No. 9 Miami in a downpour. Miami, ranked in the top 10 for the first since 2005, had a chance to take a commanding lead in the ACC's Coastal Division. Instead, Virginia Tech (3-1, 1-0 Atlantic Coast Conference), Miami's third consecutive ranked opponent, cooled off the Hurricanes. Ryan Williams' 2-yard run 5:14 into the game capped an 11-yard drive for Virginia Tech. Harris finished 9-for-25 for 150 yards and was sacked three times.

Virginia Tech also took the wraps off Tyrod Taylor, and he combined with Williams for most of the Hokies 272 rushing yards on the rain-soaked turf at sold-out Lane Stadium. Williams ran for 150 yards, and Taylor finished with 75. From the start, it looked like the Hokies' day as a steady and chilling rain fell. Helped by a blocked punt that was returned for a touchdown, several fortunate bounces and one big defensive stop, the Hokies led 21-0 by halftime and Miami never threatened.

The Hokies muffed one punt early in the first quarter and had another glance off a player's leg deep in their own territory, but recovered both. They also botched a snap on a punt of their own, giving Miami possession at the Tech 23, but a false start penalty, a rush for a loss of 2 and a sack for minus-9 forced the Hurricanes to punt it away.

Harris and the Hurricanes did drive 46 yards in five plays for a touchdown just 1:43 into the third quarter, pulling them within 21-7. After Miami forced the Hokies to punt, they drove to the Virginia Tech 30 with a chance to make the quieting crowd really nervous.

Instead, with the help of two drops by Jimmy Graham, Miami faced a fourth-and-13 from the 33, went for it and Harris' 9-yard completion to Dedrick Epps came up four yards short.

The Hokies then drove for Matt Waldron's 22-yard field goal and it was 24-7.

Score by Quarters	1	2	3	4	Score
Miami (Fla.)	0	0	7	0	7
Virginia Tech	14	7	3	7	31

SCORING SUMMARY:

Qtr	Time	Team	Scoring play	Conversion	Plays-Yds	TOP	UM	VT
1st	09:46	VT	Williams, R 2 yd run	(Waldron, M kick)	3-11	1:11	0	7
	04:46	VT	Boykin, J 48 yd pass from Taylor, T	(Waldron, M kick)	7-89	3:30	0	14
2nd	04:39	VT	Reidy, M 1 yd blocked punt return	(Waldron, M kick)			0	21
3rd	13:17	UM	Javaris James 1 yd run	(Matt Boshier kick)	5-46	1:43	7	21
	03:49	VT	Waldron, M 22 yd field goal		10-70	4:47	7	24
4th	12:16	VT	Williams, R 1 yd run	(Waldron, M kick)	5-25	2:21	7	31

Attendance: 66233

TEAM STATISTICS	UM	VT
FIRST DOWNS	12	17
RUSHES-YARDS (NET)	34-59	55-272
PASSING YDS (NET)	150	98
Passes Att-Comp-Int	25-9-1	9-4-0
TOTAL OFFENSE PLAYS-YARDS	59-209	64-370
Fumble Returns-Yards	0-0	1-4
Punt Returns-Yards	2-9	3-18
Kickoff Returns-Yards	5-99	2-28
Interception Returns-Yards	0-0	1-28
Punts (Number-Avg)	7-35.6	5-40.2
Fumbles-Lost	3-1	2-1
Penalties-Yards	5-45	6-49
Possession Time	26:40	33:20
Third-Down Conversions	1 of 11	5 of 14
Fourth-Down Conversions	1 of 3	0 of 2
Red-Zone Scores-Chances	1-2	3-4
Sacks By: Number-Yards	0-0	3-28

INDIVIDUAL STATISTICS

RUSHING: Miami (Fla.)- Graig Cooper 11-55; Javaris James 14-35; Mike James 4-3; Thearon, Collier 1-minus 6; Jacory Harris 4-minus 28. Virginia Tech -Williams, R 34-150; Taylor, T 10-75; Oglesby, J 4-48; Roberts, D 2-12; Wilson, D 4-9; Team 1-minus 22.

PASSING: Miami (Fla.)-Jacory Harris 9-25-1-150. Virginia Tech -Taylor, T 4-9-0-98.

RECEIVING: Miami (Fla.)-LaRon Byrd 4-58; Leonard Hankerson 3-79; Dedrick Epps 2-13. Virginia Tech -Williams, R 2-40; Boykin, J 1-48; Boone, G 1-10.

Miami (FL) (2 - 1 - 0)

Thru: 09/26/2009 - Week 4

SCHEDULE AND RESULTS

2-1-0 L-1

Atlantic Coast Conference Record: 2-1-0

Mon 09/07/2009	@ Florida St. *	38 - 34	W
Thu 09/17/2009	GEORGIA TECH *	33 - 17	W
Sat 09/26/2009	@ Virginia Tech	7 - 31	L
Sat 10/03/2009	OKLAHOMA		
Sat 10/10/2009	FLORIDA A&M		
Sat 10/17/2009	@ UCF *		
Sat 10/24/2009	CLEMSON		
Sat 10/31/2009	@ Wake Forest		
Sat 11/07/2009	VIRGINIA		
Sat 11/14/2009	@ North Carolina		
Sat 11/21/2009	DUKE		
Sat 11/28/2009	@ South Fla.		

HOME GAME IN CAPS * Night Game ^ Neutral Site
OT Overtime Game

TEAM RANKINGS

120 teams ranked in Football Bowl Subdivision
12 teams ranked in the Atlantic Coast Conference

Category	National Rank	Actual	National Leader	Actual	Conf Rank	Atlantic Coast Conference Leader	Actual
Rushing Offense	93	111.00	Air Force	319.00	10	Georgia Tech	262.00
Passing Offense	24	268.67	Hawaii	423.33	2	Florida St.	271.50
Total Offense	52	379.67	Texas A&M	574.33	5	Wake Forest	412.25
Scoring Offense	T-72	26.00	Texas	49.50	7	North Carolina St.	37.75
Rushing Defense	86	159.00	Oklahoma	40.67	9	North Carolina St.	76.00
Pass Efficiency Defense	89	137.38	Florida	75.31	10	Virginia Tech	84.92
Total Defense	50	334.00	North Carolina St.	201.25	7	North Carolina St.	201.25
Scoring Defense	85	27.33	Oklahoma	4.67	10	Boston College	14.00
Net Punting	98	33.08	BYU	43.70	10	Virginia Tech	38.92
Punt Returns	117	2.00	Louisiana Tech	45.50	11	Georgia Tech	26.71
Kickoff Returns	23	26.60	Stanford	41.67	3	Virginia Tech	28.36
Turnover Margin	79	-.33	Arizona St.	3.33	8	Boston College	.75
Pass Defense	35	175.00	Eastern Mich.	78.00	7	North Carolina St.	125.25
Passing Efficiency	26	152.60	Hawaii	180.65	3	North Carolina St.	164.43
Sacks	85	1.33	Texas A&M	4.67	9	Florida St.	2.75
Tackles For Loss	37	6.67	Oklahoma	11.33	4	North Carolina	9.25
Sacks Allowed	40	1.33	North Texas	.50	3	Wake Forest	.75

T=tied at this ranking

PLAYER RANKINGS

Player must have played in 75% of team's games
Summary of the top 100 national leaders and top 25 conference leaders
15 categories ranked

Category	Player	National Rank	Actual	National Leader	Actual	Conf Rank	Atlantic Coast Conference Leader	Actual
Rushing	Graig Cooper	95	59.67	Marshall (Marshall)	166.00	9	Williams (Virginia Tech)	123.00
	Javaris James		47.67			12		
Passing Efficiency (Min. 15 Att./Game)	Jacory Harris	24	152.62	Alexander (Hawaii)	178.76	3	Wilson (North Carolina St.)	169.56
Total Offense	Jacory Harris	29	258.33	Alexander (Hawaii)	446.00	3	Ponder (Florida St.)	291.25
	Graig Cooper		59.67			22		
	Javaris James		47.67			25		
Receptions Per Game	LaRon Byrd		3.00	Sanders (SMU)	11.67	20	Williams (Duke)	5.00
	Leonard Hankerson		2.67			T-24		
Receiving Yards Per Game	Leonard Hankerson	86	62.00	Salas (Hawaii)	159.67	7	Smith (Maryland)	96.25
	Travis Benjamin		52.33			11		
	LaRon Byrd		47.00			14		
Interceptions	Randy Phillips	T-72	.33	Moore (UCLA)	1.67	T-11	McDaniel (Clemson)	1.00
Punting (Min. 3.6 Punts/Game)	Matt Boshier	47	41.36	Butler (Georgia)	50.06	4	Bowden (Virginia Tech)	45.00
Punt Returns (Min. 1.2 Ret./Game)	Travis Benjamin	81	2.75	Spiller (Clemson)	36.40	12	Spiller (Clemson)	36.40
Kickoff Returns (Min. 1.2 Ret./Game)	Graig Cooper	17	31.20	Owusu (Stanford)	59.17	3	Roberts (Virginia Tech)	48.33
Field Goals	Matt Boshier	T-95	.67	Jackson (Clemson)	3.00	T-9	Jackson (Clemson)	3.00
	Javaris James		6.00	Arnold (Arkansas St.)	14.00	T-9	Williams (Virginia Tech)	12.00
	Matt Boshier		5.33			20		
All-Purpose Runners	Graig Cooper	8	182.67	Marshall (Marshall)	250.00	3	Smith (Maryland)	244.75
	Travis Benjamin		68.00			25		
Sacks	Marcus Robinson		.33	Miller (Texas A&M)	2.67	T-15	Morgan (Georgia Tech)	1.38
	Allen Bailey		.33			T-15		
	Steven Wesley		.33			T-15		
Tackles	Colin McCarthy	T-85	8.00	Messina (New Mexico)	14.25	T-6	Wujciak (Maryland)	11.25
	Brandon Harris		6.00			T-22		
	Randy Phillips		6.00			T-22		
Tackles For Loss	Steven Wesley	T-52	1.33	Miller (Texas A&M)	2.67	7	Morgan (Georgia Tech)	1.75
	Olivier Vernon	T-73	1.17			10		
	Sean Spence		.83			T-21		

T=tied at this ranking