

IT'S ALL ABOUT THE U

ACADEMICS • LIFE • ATHLETICS



NATIONAL CHAMPIONS 1983, 1987, 1989, 1991, 2001

Assoc. AD for Communications: Chris Freet (c.freet@miami.edu), Kerwin Lonzo-Main Football Contact (klonzo@miami.edu), Rob Dunning (rdunning@miami.edu)
Sports Media Relations, University of Miami, 5821 San Amaro Drive, Coral Gables, FL 33146
(305) 284-3244, (305) 284-2807 FAX, www.hurricanesports.com

13/14 MIAMI (2-1, 0-0 ACC COASTAL)

Date	Opponent	(TV)	Time/Result
Sept. 2	FLORIDA A&M	ESPN3.com	W, 45-0
Sept. 11	at (2/2) Ohio State	ESPN	L, 24-36
Sept. 23	at Pittsburgh	ESPN	W, 31-3
Oct. 2	at Clemson*	ESPN2	W, 30-21
Oct. 9	(23/24) FLORIDA STATE*	ABC	8 p.m.
Oct. 16	at Duke*	TBA	TBA
Oct. 23	NORTH CAROLINA*	TBA	TBA
Oct. 30	at Virginia*	TBA	TBA
Nov. 6	MARYLAND*	TBA	TBA
Nov. 13	at Georgia Tech*	TBA	TBA
Nov. 20	VIRGINIA TECH*	TBA	TBA
Nov. 27	USF	TBA	TBA

*ACC game; all times Eastern; Coaches poll rankings second ()

23/24 FSU (4-1, 2-0 ACC ATLANTIC)

Date	Opponent	Time/Result
Sept. 4	SAMFORD	W, 59-6
Sept. 11	at (10/10) Oklahoma	L, 17-47
Sept. 18	BYU	W, 34-10
Sept. 25	WAKE FOREST*	W, 31-0
Oct. 2	at Virginia*	W, 34-14
Oct. 9	at (13/14) Miami*	8 p.m.
Oct. 16	BOSTON COLLEGE*	TBA
Oct. 28	at NC State*	7:30 p.m.
Nov. 6	NORTH CAROLINA*	TBA
Nov. 13	CLEMSON*	TBA
Nov. 20	at Maryland*	TBA
Nov. 27	(14/12) FLORIDA	TBA

*ACC game; all times Eastern; Coaches poll rankings second ()

2010 STATISTICAL COMPARISON

Offense	FSU	Miami
Scoring	175	130
Points per game	35.0	32.5
First Downs	114	81
Rush-pass-pen	53-53-8	31-47-3
Total offense	2166	1481
Average per play	6.5	5.4
Average per game	433.2	370.2
Rushing yards	1043	546
Yards per rush	5.7	3.8
Yards per game	208.6	136.5
Passing yards	1123	935
Pass comp.-att.-int.	94-152-4	75-130-9
Yards per attempt	7.4	7.2
Yards per completion	11.9	12.5
Yards per game	224.6	233.8
Completion pct.	61.8	57.7
Defense	FSU	Miami
Total points allowed	77	60
Points per game	15.4	15.0
First downs allowed	93	55
Rush-pass-pen	35-46-12	27-24-4
Total offense allowed	1467	1067
Yards per game	293.4	266.8
Rushing yards allowed	374	523
Yards per carry	2.0	3.2
Yards per game	74.8	130.8
Pass yards allowed	1093	544
Pass comp.-att.-int.	107-172-5	44-96-6
Yards per attempt	6.4	5.7
Yards per completion	10.2	12.4
Yards per game	218.6	136.0



13 MIAMI HURRICANES

Ranking
No. 13 (AP); No. 14 (Coaches)
Last Game
Miami 30, Clemson 21
Head Coach
Randy Shannon
Shannon's Career Record:
23-18 (4th season at UM)
vs. FSU
2-1

2010 STATISTICAL LEADERS
Rushing-Att.-Yds-TDs
D. Berry - 67-346-1

Passing-C-A-I-Yds-TDs
J. Harris - 68-119-8-895 -10

Receiving-C-Yds-TDs
L. Hankerson - 23-388-6

Tackles-UA-A-Tot
S. Spence - 20-18-38

23 FSU SEMINOLES

Ranking
No. 23 (AP); No. 24 (Coaches)
Last Game
FSU 34, Virginia 14
Head Coach
Jimbo Fisher
Fisher's Career Record:
3-1 (1st season at FSU)
vs. Miami
0-0

2010 STATISTICAL LEADERS
Rushing-Att.-Yds-TDs
T. Jones - 36-283-2

Passing-C-A-I-Yds-TDs
C. Ponder - 61-100-3-672-7

Receiving-C-Yds-TDs
B. Reed - 23-209-1

Tackles-UA-A-Tot
N. Bradham - 15-11-26

UNIVERSITY OF MIAMI



On June 10, 2009, the split-U proudly worn by Hurricanes student-athletes was chosen to represent the entire university as its new, bold graphic identity mark. One of the most recognized collegiate athletic brands in the nation, the orange and green "U" is now used to promote the university's world-renowned academic and health programs and will be incorporated into a full range of uses.

GAME 5 INFORMATION

Date: Saturday, Oct. 9, 2010
Location: Sun Life Stadium
(Grass), (74,916) in Miami Gardens, Fla.
Kickoff: 8 p.m. (ET)

NATIONAL TELEVISION

ABC
Brent Musberger (play-by-play)
Kirk Herbstreit (color)
Heather Cox (sideline)

NATIONAL RADIO

ISP - ACC NETWORK
John Rooke (play-by-play)
John Bunting (color)

LOCAL RADIO

560 WQAM
Joe Zagacki (play-by-play)
Don Bailey Jr. (color)
Josh Darrow (sideline)
Fans can also listen online at www.wqam.com
1450 ESPN Deportes En Español
Joe Pujala (play-by-play)
Joe Martinez (color)

WEBSITES

Miami: www.hurricanesports.com
Miami Blog: www.thefootball.com
FSU: www.seminoles.com

SOCIAL MEDIA

Twitter: [Twitter.com/HurricaneSports](https://twitter.com/HurricaneSports)
Facebook: [Facebook.com/MiamiHurricanes](https://www.facebook.com/MiamiHurricanes)

No. 13 MIAMI RETURNS HOME TO HOST RIVAL FLORIDA STATE

- Fresh off their 30-21 win over Clemson in Death Valley last weekend, the 13th-ranked Hurricanes return to Sun Life Stadium this weekend to play host to the rival Seminoles in a battle of two nationally-ranked teams.
- FSU enters the contest with a 4-1 mark, while Miami comes in at 3-1. The 'Canes come in ranked 13th in the AP poll and 14th in the USA Today/Coaches poll while FSU is ranked 23rd by the AP and 24th by the coaches. With Florida falling to No. 14 in the AP poll, this week marks the first time Miami is the highest ranked team in the state of Florida in the AP poll since Dec. 4, 2005.
- For the second straight year, Miami has won three of its first four games, with the last two coming on the road at Pittsburgh and at Clemson. The 'Canes will be playing at Sun Life Stadium for the first time in 37 days since their season-opener against Florida A&M on Sept. 2. Five of Miami's last eight regular season games will be at Sun Life, with North Carolina, Maryland, Virginia Tech and USF set to visit Miami later this fall.
- Senior wide receiver Leonard Hankerson was named National Wide Receiver of the Week by the College Football Performance Awards after his career day in Miami's win over Clemson. Hankerson caught seven passes for a career-best 147 yards and three touchdowns (all in the first half) against the Tigers. The three receiving touchdowns tied a school record and marked the first time it has happened since Santana Moss accomplished the feat against Rutgers in 1998. On the year, Hankerson ranks second in the ACC and 13th nationally with a 97.0 receiving yards per game average.
- Joining Hankerson as offensive standouts against Clemson were Jacory Harris (tied career-high with four TD passes), Damien Berry (second career 100-yard rushing game) and Mike James (60 yards, 1 TD).
- The 'Canes continue to dominate on the defensive side of the ball, holding Clemson to six second-half points while creating six turnovers on the day. Ray-Ray Armstrong and Ryan Hill each recorded their second interception of the season, while Marcus Forston grabbed an INT on a deflected pass and Colin McCarthy, Vaughn Telemaque and DeMarcus Van Dyke all recovered fumbles.
- The leader of the defense continues to be Sean Spence however, as the junior linebacker recorded a career-best 14 tackles (5 solo, 11 assists). Spence closed out Miami's three-game road with a combined 34 tackles at Ohio State, Pitt and Clemson. He leads the team with 38 tackles overall and eight tackles for a loss.

COVERING THE HURRICANES

Interviews with players and coaches must be arranged at least 24 hours in advance. Practices are open to the media from the start through stretch. Head coach Randy Shannon will address the media following each practice.

ACC Teleconference Call - Wed. Sept. 29 - (Contact UM Media Relations for the phone number)

10:30 a.m.	Jim Grobe, Wake Forest
10:40 a.m.	Frank Beamer, Virginia Tech
10:50 a.m.	Mike London, Virginia
11:00 a.m.	Tom O'Brien, NC State
11:10 a.m.	Butch Davis, North Carolina
11:20 a.m.	Randy Shannon, Miami
11:30 a.m.	Ralph Friedgen, Maryland
11:40 a.m.	Paul Johnson, Georgia Tech
11:50 a.m.	Jimbo Fisher, Florida State
12:00 p.m.	David Cutcliffe, Duke
12:10 p.m.	Dabo Swinney, Clemson
12:20 p.m.	Frank Spaziani, Boston College

MIAMI FOOTBALL MEDIA RELATIONS

Chris Freet	Associate AD/Communications
Kerwin Lonzo	Associate SID/Football Contact
Rob Dunning	Assistant SID
Phone	(305) 284-3244
Fax	(305) 284-2807

COACHES SHOW

UM's coaches show, "Hurricane Game Day with Randy Shannon" airs twice weekly on CSS, at 5:30 p.m. Thursdays and 10 a.m. Saturdays. The show is hosted by Joe Zagacki and Don Bailey Jr. and features Hurricanes players as coach Shannon's guests.

HURRICANE HOTLINE

Hurricane Hotline is a weekly two-hour show hosted by Joe Zagacki and Don Bailey, Jr. that airs from 7-9 p.m. Thursday nights during the season from Monty's (2550 South Bayshore Drive Coconut Grove, Florida 33133). Hurricane Hotline features interviews with UM head football coach Randy Shannon, players, coaches and other UM personnel as well as other featured guests. Fans are encouraged to listen on 560 WQAM or view the show in-person at Monty's in Coconut Grove.

The MIAMI-FSU SERIES

- ▶ The 'Canes hold a 31-23 advantage in the all-time series between the two programs.
- ▶ Last season, Miami won a thrilling 38-34 game in Tallahassee in both team's season-opener on Labor Day night. The last time the two teams met in Miami, the Seminoles edged out the Hurricanes with a 41-39 victory in 2008.
- ▶ This year's meeting will be the first without Bobby Bowden on FSU's sideline in 35 years, as first-year head coach Jimbo Fisher will be the 'Noles head coach for the first time in the Miami-FSU series.

A 'CANES WIN OVER THE 'NOLES WOULD...

- ▶ Give Miami a 4-1 record through five games for the second straight season.
- ▶ Give Miami a win over Florida State in three of the last four meetings between the two teams.
- ▶ Give Miami its fourth straight home win and its 10th in its last 11 games dating back to the 2008 season.

The COACHES

▶ Randy Shannon is in his fourth season as Miami's head coach and owns an overall record of 24-18. Jimbo Fisher is in his first season as FSU's head coach and is 4-1.

Scouting THE SEMINOLES

- ▶ Florida State enters Saturday's game with a 4-1 record overall and a 2-0 mark in ACC play with wins over Wake Forest at home and Virginia on the road last weekend.
- ▶ The Seminoles use a committee in the running game, with T. Jones, C. Thompson and J. Thomas combining for 853 yards on the ground this year. Thomas leads the group with 308 rushing yards, while Jones has a team-best 7.9 yards per carry. Quarterback Christian Ponder is also a threat in the running game, collecting 108 yards on 45 carries thus far.
- ▶ Ponder is 78-for-129 with 844 yards, eight touchdowns and three interceptions through the air this year. Back-up E.J. Manuel has played in all five games and has 270 yards and two touchdowns through the air.
- ▶ Bert Reed is Ponder's go-to guy in the passing game, leading the 'Noles in catches (28) and yards (251). Will Haulstead (14 catches, 235 yards) leads the team with three touchdowns, while Taiwan Easterling (15 catches, 245 yards, two TDs) is another threat.
- ▶ Defensively, Nigel Bradham leads the Seminoles with 31 total tackles (17-14), while Brandon Jenkins (23 tackles) has a team-best 4.5 sacks. The Seminoles lead the country in sacks per game, 5.00, just ahead of second-place Miami. Greg Reid is the team's top player in the secondary. Reid is tied for second on the team in tackles (28), while leading the way in interceptions (2), pass break-ups (4) and passes defended (6).
- ▶ Shawn Powell handles the punting duties for FSU and is averaging 43.7 per attempt. Dustin Hopkins is 7-for-9 in field goal attempts with a long of 52. Lamarcus Joyner and Greg Reid do most of the kick returns, while Reid is averaging 12.0 yards per return in the punt game.

Streak CONTINUES

▶ The University of Miami's impressive streak of former players scoring touchdowns in the NFL continued this weekend as Willis McGahee scored against the Steelers on Sunday. At least one former 'Cane has now scored a touchdown every NFL week since Week 15 of the 2002 season - a span of 126 straight weeks. For more NFL updates, go to page 18 of the notes.

Miami LEADS THE NATION IN TACKLES FOR LOSSES

- ▶ Through the first five weeks of the college football season, No. 13 Miami's defense leads the country in tackles for a loss per game with a 10.5 average per game. The 'Canes recorded 14 tackles for a loss in their opener against Florida A&M, 11 at No. 2 Ohio State, nine at Pitt and eight in their last game at Clemson.
- ▶ Sean Spence leads the 'Canes with eight tackles for a loss, while Olivier Vernon has six and Andrew Smith and Marcus Forston each have four.







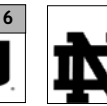




THIS WEEK IN MIAMI FOOTBALL (practice times subject to change)

OCTOBER 2010








Monday	Tuesday	Wednesday	Thursday	Friday	Saturday	Sunday
4	5	6	7	8	9	10
PLAYERS DAY OFF	6:50 a.m. - PRACTICE Availability at Press Conference 11:30 a.m.- 1:30 p.m. Weekly Press Conference	6:30 a.m. - PRACTICE Availability at Press Conference 10:30 a.m. - ACC Coaches Teleconference	2:45 p.m. - PRACTICE Coach Shannon available after	WALK THRU No Media Availability	FSU at Miami 8 p.m. (ABC)	GAME RECAP with Randy Shannon 11 a.m. Edgerrin James Room

UACADEMICS

'Canes IN THE FOOTBALL ACADEMIC PROGRESS REPORT SCORES

 1	 2	 3	 4	 5	 6	 6	 8	 9	 9	 9
RUTGERS 992	AIR FORCE 988	RICE 987	NORTHWESTERN 986	DUKE 983	MIAMI 978	NOTRE DAME 978	STANFORD 976	NIU 976	OHIO STATE 976	VANDERBILT 976

► Miami's APR score in 2010 ranked 6th nationally with a score of 978. The score was the highest among all Florida institutions and second highest in the Atlantic Coast Conference.

 1	 2	 3	 4	 5	 6	 7
MIAMI 978	UCF 972	FLORIDA 971	USF 930	FLORIDA STATE 927	FAU 919	FIU 906

'Canes ONLY ONE IN TOP 25

► The University of Miami was recognized in May as the only school in the FBS to post a multi-year APR score in the top-10 percent as well as finish 2009 ranked in both the Coaches and the AP polls.

'Canes IN THE CLASS ROOM

► Of the 16 seniors on this year's squad, five have already earned degrees, while the remaining 11 are all on course to graduate either in December of 2010 or May of 2011.

► The five players that have already earned degrees include: Matt Boshier (History), Richard Gordon (Liberal Arts), Ryan Hill (Liberal Arts), Pat Hill (Marketing and Management) and Cory Nelms (Liberal Arts).


► Overall University of Miami Athletics has an 86% Graduation Success Rate (GSR), the highest GSR ever and up from 82% in 2009. 83% in 2007 was our previous high.

► In May, Miami was recognized as being the only Bowl Championship Subdivision (BCS) team among 26 schools nationally that posted a multi-year APR score in the Top 10 percent in addition to finishing the 2009 season ranked in both the USA Today Coaches poll and Associated Press poll.

► 136 University of Miami student-athletes had a 3.0 GPA or higher following the Spring 2010 semester.



MATT BOSHER



RICHARD GORDON



RYAN HILL



PAT HILL



CORY NELMS

Shannon LEADS ALL FBS COACHES IN APR


► University of Miami head coach Randy Shannon leads all active Bowl Championship Series conference coaches with a 977 lifetime APR average, according to rankings released in May.

► Shannon's score is the third best nationally among all Football Bowl Subdivision schools, trailing only Troy Calhoun of Air Force and Ken Niumatalolo of Navy.

► The football team's 2008-09 score of 978, sixth best in the nation, will be factored into next year's coaches lifetime ratings, and will continue to boost Shannon's career mark.

► Miami was recognized in May as the only school in the FBS to post a multi-year APR score in the top-10 percent as well as finish the year ranked in both the Coaches and the AP polls.

BCS HEAD COACHES APR TOP 10



RANDY SHANNON
MIAMI



GREG SCHIANO
RUTGERS



PAT FITZGERALD
NORTHWESTERN



PAUL JOHNSON
NAVY/GT



JOE PATERNO
PENN STATE



MARK RICHT
GEORGIA



JEFF TEDFORD
CAL



URBAN MEYER
UTAH/FLORIDA



RANDY EDSALL
CONNECTICUT



BOBBY BOWDEN
FLORIDA ST.

Quick STRIKE 'CANES

► The Hurricanes have proven to be one of the nation's most efficient teams when it comes to quick-strike scoring on offense. Already this year, Miami has 10 scores of two minutes or less through four games.
 ► Miami posted 20 scoring drives under two minutes in 2009, which was among the best in the nation.

Plays-Yds TOP	Result	Opponent
7-63	1:40	Hankerson 19-yd TD catch FAMU
6-64	1:17	Hankerson 40-yd TD catch FAMU
6-55	1:51	Mike James 1-yd TD run FAMU
7-19	1:58	Bosher 51-yard FG OSU
7-60	1:37	Ford 9-yard TD catch OSU
4-51	1:02	Hankerson 19-yard TD catch PITT
4-43	1:26	Benjamin 10-yard TD catch PITT
3-70	1:00	Hankerson 65-yard TD catch CLEM
1-18	0:06	James 18-yard TD catch CLEM
2-29	0:14	Hankerson 7-yard TD catch CLEM

Bailey LISTED AS ELITE NFL PROSPECT

► Draft guru Mel Kiper Jr. has released his latest Big Board on ESPN.com and University of Miami senior defensive lineman Allen Bailey is listed as the No. 11 overall prospect for the 2011 NFL Draft.
 ► Bailey, who led the 'Canes in sacks last season and has seven tackles and 1.5 tackles for a loss this year, is ranked sixth among all defensive players on the board.
 ► In addition to Kiper's belief that Bailey should be a first round selection, he also recognizes linebacker Colin McCarthy and kicker/punter Matt Bosher as top senior prospects at their respective positions.

'Canes IN THE NATIONAL RANKINGS

► Several Hurricanes are ranked among the nation's elite statistically after five weeks of college football:

Player	Statistic	Avg.	National Rank
Lamar Miller	Kickoff Returns	33.40	4th
Sean Spence	Tackles For Loss	2.00	8th
Matt Bosher	Punting	46.00	9th
Leonard Hankerson	Receiving	97.00	13th
Olivier Vernon	Sacks	1.00	t-13th
Andrew Smith	Sacks	1.00	t-13th
Travis Benjamin	Punt Returns	12.38	25th
Ryan Hill	Interceptions	.50	t-29th
Ray-Ray Armstrong	Interceptions	.50	t-29th
Olivier Vernon	Tackles for Loss	1.50	t-31st
Leonard Hankerson	Receptions	5.75	t-31st
Leonard Hankerson	Scoring	9.00	t-33rd

Young 'CANES

► 22 student-athletes made their first appearances as Hurricanes this season:

- LB Kelvin Cain (Fr.)
- RB Eduardo Clements (Fr.)
- TE Asante Cleveland (Fr.)
- LB Tyrone Cornileus (Fr.)
- DL Dyron Dye (R-Fr.)
- TE Chase Ford (Jr. - JUCO Transfer)
- LB James Gaines (Fr.)
- DB Nathan Gholston (Soph.)
- LB Shayon Green (R-Fr.)
- RB Maurice Hagens (Fr.)
- OL Seantrel Henderson (Fr.)
- WR Allen Hurns (Fr.)
- OL Jermaine Johnson (R-Fr.)
- RB Storm Johnson (Fr.)
- OL Brandon Linder (Fr.)
- RB Lamar Miller (R-Fr.)
- DL Luther Robinson (R-Fr.)
- DB Kacy Rodgers (Fr.)
- TE Billy Sanders (R-Fr.)
- OL Jared Wheeler (R-Fr.)
- QB Spencer Whipple (Jr.)
- OL Cory White (R-Fr.)

► Three players made their first career starts against FAMU in the season opener: Brandon McGee, Ben Jones and Tyler Horn. Freshman offensive lineman Seantrel Henderson made his first career start at Clemson.
 ► The 'Canes played 11 true freshman so far this season - tied for the 12th most among BCS teams.

MOST TRUE FRESHMEN PLAYED IN 2010

Air Force	17
Florida	16
Syracuse	15
Tennessee	15
Florida State	13
Oklahoma State	13
UNLV	13
Auburn	12
Oklahoma	12
Texas	12
Tulane	12
Miami	11

2010 HURRICANES RADIO NETWORK

Miami football games can be heard throughout the state of Florida on the Hurricane Sports Network, anchored by WQAM (560 AM). The games are also broadcast in Spanish on 1450 ESPN Deportes (1450 AM).

FLAGSHIP STATIONS

Miami/Fort Lauderdale	WQAM (560 AM)
Miami/Fort Lauderdale	ESPN Deportes (1450 AM)
University of Miami	WVUM (90.5 FM)

AFFILIATES

Miami/Ft. Lauderdale	WQAM (560)
Belle Glade	WBGF (900)
	WSWN (93.5 FM)
Coco Beach	WIXC (1060)
Ft. Myers	WMYR (1410)
Fort Pierce	WPSL (1590)
Jacksonville	WJXL (1010)
Jupiter	WSTU (1450)
Kissimmee	ESPN (1080)
Key West	WKWF (1600)
Marathon	WFFG (1300)
Marco Island	WCNZ (1660)
Melbourne	WIXC (1060)
Meritt Island	WIXC (1060)
Naples	WCNZ (1660)
Orlando	ESPN (1080)
Port St. Lucie	WPSL (1590)
St. Petersburg	WMGG (1040)
	WHBO ESPN (1040)
Stuart	WSTU (1450)
Tampa	WHBO ESPN (1040)
	WWBA (820)
	WMGG (1470)
Titusville	WIXC (1060)

MIAMI MEDIA POLICIES

Releases Available Via E-Mail

Media members interested in receiving Miami football releases via e-mail should send requests to Football SID Kerwin Lonzo at klonzo@miami.edu.

GAME DAY PRESS POLICIES

Only working press will be admitted to the Sun Life Stadium press box. Seats will be issued according to the following criteria:

1. State newspapers by circulation, wire services, national publications, newspapers from opponent's area, and student newspapers from UM and opponent's schools.
2. Other daily newspapers, with preference to those that regularly cover UM.
3. Radio and television personnel not broadcasting, but considered reporting.
4. Non-daily newspapers, with preference to those which regularly cover UM.
5. Scouts. Freelance and/or non-daily writers may be asked to produce copies of actual publications in which their work has appeared. In some cases, these materials will be required as verification of the writers' status.

Right BETWEEN THE NUMBERS

- ▶ Miami leads the Atlantic Coast Conference in total defense and scoring defense, holding its opposition to an average of 266.8 yards per game and 15.0 points per game.
- ▶ The 'Canes are averaging 32.5 points per game, 370.2 yards per game and 20.3 first downs per game.
- ▶ Damien Berry is averaging 4.9 yards per carry through four games this season while totaling 327 yards on 67 carries, which ranks fourth in the ACC. Lamar Miller has 157 yards on 29 carries (5.4 ypc), while Mike James has 77 yards on 15 carries (5.1 ypc).
- ▶ Miami leads the nation in tackles for loss (10.50 pg) and ranks second in sacks (4.25). Ironically, FSU is first in sacks (5.00) and second in tackles for loss (9.40).
- ▶ Ray-Ray Armstrong leads all UM defensive backs with 22 total tackles (11-11), while Oliver Vernon (19; 13-6) leads all defensive linemen.
- ▶ Head coach Randy Shannon's 977 lifetime Academic Progress Report average leads all head coaches in Bowl Championship Series conferences and trails only Troy Calhoun of Air Force (983) and Ken Niumatalolo of Navy (978) on the national stage.
- ▶ Orlando Franklin (31 starts) and Colin McCarthy (28 starts) have the most starting experience on the 2010 roster.
- ▶ Sean Spence is averaging 11.3 tackles over Miami's last three games.
- ▶ 53,674 excited Hurricanes fans showed up for the home opener against Florida A&M. It was the the third-highest attendance for the Hurricanes since their move to Sun Life Stadium. The following week 105,454 fans attended the Miami-Ohio State game in Columbus, marking the fifth-largest crowd ever at Ohio Stadium.
- ▶ Graig Cooper needs 934 yards to become Miami's all-time leader in all-purpose yardage. Cooper, who has 3,461 yards after picking up 24 yards against Florida A&M, is currently fifth in UM history behind Eddie Dunn (3,476), Edgerrin James (3,590), Ottis Anderson (4,265) and leader Santana Moss (4,394).
- ▶ Thirty-two former 'Canes playing in the NFL last season have earned their degree from the University of Miami.
- ▶ Six Hurricanes are ranked among the Top 150 NFL prospects according to Scouts Inc.'s Todd McShay on ESPN.com. Allen Bailey, Orlando Franklin, Brandon Harris, Graig Cooper, Colin McCarthy and Leonard Hankerson are listed, while Matt Boshier and DeMarcus Van Dyke were also rated but outside of the Top 150.
- ▶ Eleven former Hurricanes were selected to the 2010 NFL Pro Bowl earlier this year, easily the most of any school in the country. Antrel Rolle, Ray Lewis, Ed Reed, Jon Beason, Andre Johnson, Reggie Wayne, Bryant McKinnie, Vince Wilfork, Brandon Meriweather, Jonathan Vilma and Frank Gore all represented the U at the sports' all-star game.
- ▶ Miami has had 11 more first round draft picks than any other school in the country all-time. The 'Canes have had 46 first-rounders, while Ohio State is second with 35 and Florida is third with 32.
- ▶ The 'Canes return their top four performers in terms of all-purpose yards in 2009: Graig Cooper (1,417), Leonard Hankerson (801), Damien Berry (684) and Travis Benjamin (597). Through the first four games this year, Damien Berry leads the team with 401 all-purpose yards. He is followed by Hankerson (388), Lamar Miller (356) and Benjamin (264).

**ASSOCIATED PRESS TOP 25
Oct. 3, 2010**

No	Team	Record	Pts.
1	Alabama (58)	5-0	1497
2	Ohio State (1)	5-0	1401
3	Oregon	5-0	1379
4	Boise State (1)	4-0	1341
5	TCU	5-0	1250
6	Oklahoma	5-0	1183
7	Nebraska	4-0	1172
8	Auburn	5-0	1045
9	Arizona	4-0	898
10	Utah	4-0	860
11	Arkansas	3-1	825
12	LSU	5-0	819
13	Miami	3-1	769
14	Florida	4-1	681
15	Iowa	4-1	670
16	Stanford	4-1	663
17	Michigan State	5-0	607
18	Michigan	5-0	555
19	South Carolina	3-1	450
20	Wisconsin	4-1	316
21	Nevada	5-0	286
22	Oklahoma State	4-0	173
23	Florida State	4-1	162
24	Missouri	4-0	99
25	Air Force	4-1	94

ARV: West Virginia 83, Kansas State 69, USC 52, Texas 33, Northwestern 25, Oregon State 12, Baylor 10, UCLA 8, Virginia Tech 8, North Carolina State 4, Penn State 1

**USA TODAY COACHES' TOP 25
Oct. 3, 2010**

No	Team	Record	Pts.
1	Alabama (57)	5-0	1449
2	Ohio State (1)	5-0	1377
3	Oregon	5-0	1300
4	Boise State	4-0	1276
5	TCU	5-0	1187
6	Nebraska	4-0	1176
7	Oklahoma	5-0	1132
8	Auburn	5-0	988
9	LSU	5-0	930
10	Utah	4-0	868
11	Arizona	4-0	835
12	Florida	4-1	705
13	Arkansas	3-1	683
14	Miami	3-1	679
15	Iowa	4-1	643
16	Michigan State	5-0	625
17	Michigan	5-0	541
18	Stanford	4-1	448
19	Wisconsin	4-1	414
20	South Carolina	3-1	345
21	Oklahoma State	4-0	299
22	Missouri	4-0	271
23	Nevada	5-0	201
24	Florida State	4-1	164
25	Northwestern	5-0	67

ARV: Texas 61, Air Force 44, West Virginia 40, Kansas State 31, Penn State 30, North Carolina State 13, VIRGINIATECH 10, Houston 8, Mississippi State 5, Oregon State 2, Temple 1, Baylor 1, UCLA 1

2010 CAPTAINS


► For the first time under head coach Randy Shannon, more than three players have been selected as team captains. The 2010 captains for Miami are Jacory Harris, Matt Boshier, Colin McCarthy, Pat Hill, Leonard Hankerson and Allen Bailey.



ALLEN BAILEY



MATT BOSHER




LEONARD HANKERSON



JACORY HARRIS



PAT HILL



COLIN MCCARTHY

Hankerson AMONG THE BEST THIS DECADE

- Senior wide receiver Leonard Hankerson had one of the best seasons in recent memory for a pass catcher at the U in 2009. He is off to another impressive start in 2010, ranking among the nation's elite in receiving.
- His 801 receiving yards last year were the 10th most in school history and the most since Andre Johnson recorded 1,092 yards in 2002.
- Hankerson has caught a pass in 17 straight games and leads the 'Canes in catches (23), yards (388) and receiving touchdowns (6) through four games this season. Hankerson had his first multi-TD game of his career in the 'Canes opener against FAMU, before hauling in a career-best and UM record-tying three against Clemson last weekend.
- He is now also tied for sixth all-time in UM history in career touchdown catches with 15.
- With a career-best 147 yards receiving yards at Clemson, Hankerson recorded his third career 100-yard receiving game. He nearly reached the 100-yard mark at No. 2 Ohio State earlier in the season, catching seven balls for 90 yards versus the Buckeyes.

TOP 10 SINGLE SEASON RECEIVING TOTALS IN UM HISTORY

Rank	Receiving Yards	
1	Eddie Brown (1984)	1,114
2	Andre Johnson (2002)	1,092
3	Wesley Carroll (1990)	952
4	Santana Moss (1999)	899
5	Andre Johnson (2001)	881
6	Michael Irvin (1986)	868
7	Willie Smith (1984)	852
8	Michael Irvin (1985)	840
9	Dale Dawkins (1989)	833
10	Leonard Hankerson (2009)	801

TOP 10 CAREER RECEIVING TOUCHDOWNS IN UM HISTORY

Rank	Receiving TDs	
1	Michael Irvin (1985-87)	26
2	Lamar Thomas (1989-92)	23
3	Reggie Wayne (1997-2000)	20
	Andre Johnson (2000-02)	20
5	Santana Moss (1997-2000)	19
6	Brian Blades (1984-87)	15
	Leonard Hankerson (2007-pr.)	15
8	Eddie Brown (1983-84)	14
9	James Cox (1965-67)	12
	Bubba Franks (1997-99)	12

Notes FROM CLEMSON

- True freshman Seantrel Henderson made his first career start as a Hurricane at Clemson. Henderson started at right tackle.
- True freshman Storm Johnson had his first career touch when he returned a second quarter kickoff 24 yards.
- Redshirt sophomore Marcus Forston had his first career interception off a tipped pass by Allen Bailey in the second quarter. It led to Mike James first career touchdown reception – an 18-yard catch.
- When Miami and Clemson have gotten together the last four times, a high-scoring affair always seems to be in order. The teams combined for 41 points in the first half and finished with 51 points combined. Last season, the teams combined for 77 points in Miami. In 2005 in Clemson, the teams combined for 66 points and in 2004, the teams combined for 41 points.
- Miami continued to make it hard on its opponents to cross the line of scrimmage. The Hurricanes, which lead the nation in tackles for loss, picked up five in the first half. The 'Canes finished with eight tackles for loss in the game. The 'Canes are averaging 10.5 tackles for loss per game.
- All-ACC punter/kicker Matt Boshier extended his streak to 105 straight PAT's made – continuing to make it the second best streak in a career in Miami history. Carlos Huerta owns the school record with 157 consecutive made. Boshier had his streak snapped on a blocked PAT in the second quarter.
- Senior defensive back Ryan Hill's interception with under a minute left in the fourth quarter gives him an interception in back-to-back games for the 'Canes. Hill is tied with sophomore Ray-Ray Armstrong for the team lead with two INT's on the year.
- Miami's starters were: Jacory Harris (QB), Damien Berry (HB), Travis Benjamin (WR), Leonard Hankerson (WR), Richard Gordon (TE), Harland Gunn (LG), Orlando Franklin (LT), Brandon Washington (RG), Tyler Horn (C), Seantrel (RT) and Pat Hill (FB), Olivier Vernon (DE), Micanor Regis (DT), Josh Holmes (DT), Allen Bailey (DE), Colin McCarthy (LB), Sean Spence (LB), Ramon Buchanan (LB), Brandon Harris (CB), Vaughn Telemaque (FS), Ray Ray Armstrong (SS) and Ryan Hill (CB).

Miami ALL-TIME AGAINST FSU

► Here is list of UM's all-time highs against FSU in the 54-game history between the two schools:

Rushing Yards

- 176 - Stephen McGuire, 1990
- 144 - Leonard Conley, 1990
- 142 - Stephen McGuire, 1991
- 137 - Ottis Anderson, 1978
- 131 - Jarrett Payton, 2003

Rushing Attempts

- 31 - Stephen McGuire, 1990
- 27 - Danyell Ferguson, 1996
- 26 - Willis McGahee, 2002
- 26 - Jarrett Payton, 2003
- 24 - Woody Thompson, 1993

Rushing Touchdowns

- 2 - Seven players

Receiving Yards

- 180 - Santana Moss, 1999
- 157 - Yatil Green, 1996
- 150 - Eddie Brown, 1983
- 137 - Greg Olsen, 2005
- 132 - Michael Irvin, 1987

Receptions

- 10 - Wesley Carroll, 1989
- 9 - Santana Moss, 1999
- 8 - David Kalina, 1969
- 8 - Eddie Brown, 1983
- 8 - Yatil Green, 1996
- 8 - Greg Olsen, 2005

Receiving Touchdowns

- 2 - Five players

Passing Yards

- 386 - Jacory Harris, 2009
- 370 - Kenny Kelly, 1999
- 362 - Ken Dorsey, 2002
- 339 - Vinny Testaverde, 1985
- 328 - Ken Dorsey, 2000

Pass Attempts

- 48 - Gino Torretta, 1989
- 48 - Gino Torretta, 1992
- 45 - Ken Dorsey, 2002
- 43 - Frank Costa, 1993
- 42 - Ken Dorsey, 2000

Pass Completions

- 27 - Kenny Kelly, 1999
- 27 - Ken Dorsey, 2000
- 23 - Vinny Testaverde, 1985
- 23 - Gino Torretta, 1989
- 22 - Jim Kelly, 1981

Passing Touchdowns

- 4 - Vinny Testaverde, 1985
- 3 - Kenny Kelly, 1999
- 3 - Ken Dorsey, 2001

Team Bests

- Total Offense:** 655 - 1984
- Rushing Yards:** 328 - 1997
- Rushing Attempts:** 52 - 1998
- Passing Yards:** 447 - 1984
- Pass Attempts:** 48 - 1992, 1989
- Pass Completions:** 27 - 1997

Career STATS OF CURRENT HURRICANES VS. FLORIDA STATE

Rushing	Att.	Yards	TD	Long	Avg
Graig Cooper	33	142	2	43	4.3
Lee Chambers	5	10	0	4	2.0

Passing	Att.-Comp-Int	Yards	TD	Long	Sack
Jacory Harris	41-24-3	418	2	40	2

Receiving	No.	Yards	TD	Long
Aldarius Johnson	8	103	0	31
Travis Benjamin	7	199	2	51
Leonard Hankerson	7	116	0	40
Graig Cooper	11	58	1	24
LaRon Byrd	1	5	0	5
Mike James	1	5	0	5

Defense	Tackles	FF	FR	INT	Sacks
JoJo Nicolas	25	0	0	0	0
Colin McCarthy	18	0	1	0	0
Sean Spence	13	0	0	1	0
Brandon Harris	12	0	0	0	0
Ryan Hill	4	0	1	0	0
Marcus Robinson	4	0	0	0	1

Shutting OUT THE SEMINOLES

- Miami is the only team over the last 35 years to shut out the Seminoles - and the 'Canes have accomplished the feat twice.
- The Hurricanes shut out FSU 47-0 in the Orange Bowl in Bowden's inaugural season at Florida State in 1976 and then blanked his preseason No. 1-ranked Seminoles 31-0 in the Orange Bowl to start the 1988 season.

Miami-FSU SCORING MARGINS

► Of the 54 meetings between these two teams, 18 have been decided by five or fewer points (UM leads 12-6 in those games), 11 have been decided by 6-10 points (UM leads 8-3), and 25 have been decided by 11 or more points (FSU leads 14-11). Only 10 points separate these teams in all-time scoring in the series, with FSU holding a 1,110-1,100 edge.

Miami-FSU NOTES

- When Miami and Florida State play, the team that has scored first has won 17 of the last 19 meetings (the only two times it didn't happen was 2004 and 2007) and 22 of the last 25.
- The last seven games in the Miami-Florida State rivalry have been decided by a total of 28 points, with one game going into overtime (a six-point Miami win in 2004). Last year's game was a four-point win by Miami that came down to the final moments of the fourth quarter.

The MIAMI-FSU SERIES SINCE 1983

PASSING ATTACK

- In the last 28 games against FSU, Miami has passed for more yards 17 times.
- Overall, the team that has passed for more yards has won 15 of the last 28 contests. The teams have combined for 10 300-plus yards passing games since 1983 (Miami - 6, FSU - 4).

PENALTIES HAVE LED TO WINS

- For some reason, the team that has had the most penalties has won 17 of the last 28 games including 16 of the last 24 games.
- The team that garnered the most penalty yards had won 13-straight meetings before Miami broke that streak at the 2004 Orange Bowl Classic when the Hurricanes had just 40 yards in penalties and FSU had 85 yards.
- The team that has had the most penalty yards has won 18 of 28 games overall since 1983.

- **IN THE 17 GAMES MIAMI HAS WON:** UM outscored FSU 484-344 (28.5-20.2, UM +8.3)
- **IN THE 11 GAMES FSU HAS WON:** FSU outscored UM 333-137 (30.3-12.5, FSU +17.8)

Rushing LEADS TO WINS VS. FSU

► Since 1988, the team that rushes for more yards in the Miami-Florida State series has won the game 17 of 23 times. The five exceptions were: last year in Tallahassee (FSU-110, UM-90), 2007 in Tallahassee when FSU edged out UM on the ground 158-153; 2006 in Miami, when oddly enough Miami outrushed FSU, 2-1, and lost 13-10; 2002 in Miami, when FSU outrushed UM by a 296-115 margin and lost a 28-27 decision; in 2001 in UM's 49-27 win in Tallahassee where FSU outgained UM 214-142 on the ground but still lost, and the first time in 1992, when FSU narrowly out-gained Miami on the ground 67 to 65, but lost 19-16.

RUSHING TOTALS SINCE 1988

Year	UM	FSU	Result
2009	90	110	UM, 38-34
2008	51	310	FSU, 41-39
2007	153	158	UM, 37-29
2006	2	1	FSU 13-10
2005	81	96	FSU 10-7
2004	109	57	UM 16-10 (OT)
2004 (OB)	218	110	UM 16-14
2003	131	61	UM 22-14
2002	115	296	UM 28-27
2001	142	214	UM 49-27
2000	120	69	UM 27-24
1999	78	153	FSU 31-21
1998	69	95	FSU 26-14
1997	-33	174	FSU 47-0
1996	42	222	FSU 34-16
1995	153	273	FSU 41-17
1994	185	47	UM 34-20
1993	127	194	FSU 28-10
1992	65	67	UM 19-16
1991	165	137	UM 17-16
1990	334	57	UM 31-22
1989	129	220	FSU 24-10
1988	184	42	UM 31-0

Against FSU, MIAMI IS...

16-7	when winning the coin toss
15-16	when FSU wins the coin toss
22-4	when scoring first
9-19	when FSU scores first
19-5	when leading after one quarter
7-4	when tied after one quarter
5-14	when FSU leads after one quarter
19-2	when leading at halftime
3-3	when tied at halftime
9-18	when FSU leads at halftime
17-3	when leading after three quarters
4-1	when tied after three quarters
10-19	when FSU leads after three quarters
3-3	when FSU is ranked No. 1

Starting QUARTERBACKS IN THE MIAMI-FSU SERIES

► In the UM-FSU series, Miami quarterbacks are 18-15 in their first starts, 8-5 in their second start and 4-2 in the third start. FSU quarterbacks have gone 14-17 in first starts, 9-7 in second starts, 0-2 in third starts and 0-1 in fourth and fifth starts (Chris Rix). Here's a look at how quarterbacks starting in the Miami-FSU series for the first time have fared in the last 21 seasons:

First Start

Player	Year	A-C-I	Yards	TD	Long	Sack	Result
Miami							
Jacory Harris	2009	21-34-2	386	2	40	1	W, 38-34
Robert Marve	2008	17-40-2	122	0	27	1	L, 39-41
Kyle Wright	2005	28-16-2	268	1	37	9	L, 7-10
Brock Berlin	2003	28-15-3	181	1	39	0	W, 22-14
Ken Dorsey	2000	42-27-0	328	2	42	0	W, 27-24
Kenny Kelly	1999	41-27-1	370	3	80	2	L, 31-21
Scott Covington	1998	28-15-0	165	1	25	6	L, 26-14
Ryan Clement	1995	23-10-2	96	0	18	3	L, 41-17
Frank Costa	1993	43-21-1	193	1	40	0	L, 10-28
Craig Erickson	1990	23-13-0	128	1	24	1	W, 31-22
Gino Torretta	1989	48-23-4	208	1	20	1	L, 10-24
Steve Walsh	1987	29-13-0	254	3	73	2	W, 26-25

Florida State

Christian Ponder	2008	14-31-2	159	1	27	0	W, 41-39
Drew Weatherford	2005	24-7-1	67	0	23	1	W, 10-7
Chris Rix	2001	30-13-4	222	1	57	7	L, 27-49
Chris Weinke	1998	32-17-0	316	2	62	1	W, 26-14
Thad Busby	1996	17-8-0	125	0	26	2	W, 34-16
Danny Kanell	1994	28-13-3	153	0	28	2	L, 20-34
Charlie Ward	1992	40-20-2	261	0	28	7	L, 16-19
Casey Weldon	1991	26-17-1	209	0	51	5	L, 16-17
Brad Johnson	1990	37-26-1	251	1	23	1	L, 22-31
Peter Tom Willis	1989	20-7-1	129	0	51	2	W, 24-10

Second Start

Player	Year	A-C-I	Yards	TD	Long	Sack	Result
Miami							
Kyle Wright	2006	27-18-1	132	0	27	3	L, 10-13
Brock Berlin	2004 (OB)	29-14-2	157	0	41	2	W, 16-14
Ken Dorsey	2001	27-14-0	249	3	35	0	W, 49-27
Ryan Clement	1996	31-20-1	267	2	40	6	L, 16-34
Frank Costa	1994	32-18-2	177	0	24	2	W, 34-20
Gino Torretta	1991	27-14-2	145	0	21	6	W, 17-16
Steve Walsh	1988	37-18-0	228	2	48	0	W, 31-0

Florida State

Christian Ponder	2009	24-41-1	294	2	34	2	L, 34-38
Drew Weatherford	2006	32-16-1	175	0	34	0	W, 13-10
Chris Rix	2002	19-8-0	83	1	24	1	L, 27-28
Chris Weinke	1999	34-23-1	332	2	54	3	W, 31-21
Thad Busby	1997	31-20-1	230	2	37	3	W, 47-0
Danny Kanell	1995	27-17-0	170	3	26	0	W, 41-17
Charlie Ward	1993	31-21-0	256	1	72	1	W, 28-10

Third Start

Player	Year	A-C-I	Yards	TD	Long	Sack	Result
Miami							
Kyle Wright	2007	10-6-1	88	0	64	2	W, 37-29
Brock Berlin	2004	36-20-1	255	1	63	1	W, 16-10 (OT)
Ken Dorsey	2002	45-20-2	362	2	68	0	W, 28-27
Ryan Clement	1997	14-5-2	52	0	14	1	L, 0-47
Gino Torretta	1992	48-20-1	252	2	33	1	W, 19-16
Kary Baker	1974	10-2-1	27	0	16	-	L, 14-21

Florida State

Chris Rix	2003	20-42-2	235	2	48	3	L, 22-14
Chris Weinke	2000	58-29-2	496	3	48	0	L, 24-27

Fourth Start

Player	Year	A-C-I	Yards	TD	Long	Sack	Result
Florida State							
Chris Rix	(OB) 2004	19-6-1	96	2	52	1	L, 16-14

Fifth Start

Player	Year	A-C-I	Yards	TD	Long	Sack	Result
Florida State							
Chris Rix	2004	28-12-2	108	0	20	3	L, 16-10 (OT)

Draft HISTORY: MIAMI AND FSU

► The following is a year-by-year list of Hurricanes and Seminoles selected in the NFL Draft since 1987:

2010: UM - Jimmy Graham, Darryl Sharpton, Jason Fox, Dedrick Epps; **FSU** - Myron Rolle
2009: UM - Spencer Adkins; **FSU** - Everette Brown
2008: UM - Kenny Phillips, Calais Campbell, Tavares Gooden; **FSU** - Andre Fluellen, Letroy Guion, Geno Hayes
2007: UM - Brandon Merriweather, Jon Beason, Greg Olsen, Baraka Atkins, Kareem Brown; **FSU** - Lawrence Timmons, Buster Davis, Lorenzo Booker, Mario Henderson, Chris Davis
2006: UM - Kelly Jennings, Rocky McIntosh, Sinorice Moss, Devin Hester, Eric Winston, Rashad Butler, Leon Williams, Orien Harris, Marcus Maxey; **FSU** - Ernie Sims, Kamerion Wimbley, Brodrick Bunkley, Antonio Cromartie, Willie Reid, Leon Washington, Pat Watkins, A.J. Nicholson.
2005: UM - Antrel Rolle, Roscoe Parrish, Kevin Everett, Frank Gore, Chris Myers; **FSU** - Travis Johnson, Alex Barron, Bryant McFadden, Ray Willis, Craphanso Thorpe, Jerome Carter, Chauncey Davis, Eric Moore
2004: UM - Sean Taylor, Kellen Winslow, Jonathan Vilma, D.J. Williams, Vernon Carey, Vince Wilfork; **FSU** - Greg Jones, Michael Boulware, Darnell Dockett, Kendall Pope, P.K. Sam
2003: UM - Ken Dorsey, Jamaal Green, Andre Johnson, William Joseph, Jerome McDougle, Willis McGahee, Matt Walters, Andrew Williams; **FSU** - Anquan Boldin, Talman Gardner, Montrae Holland, Alonzo Jackson, Brett Williams, Todd Williams
2002: UM - Bryant McKinnie, Jeremy Shockey, Phillip Buchanon, Edward Reed, Mike Rumph, Clinton Portis, Martin Bibla, Najeh Davenport, Joaquin Gonzalez; **FSU** - Javon Walker
2001: UM - Damione Lewis, Dan Morgan, Santana Moss, Reggie Wayne, James Jackson; **FSU** - Jamal Reynolds, Derrick Gibson, Tommy Polley, Snoop Minnis, Travis Minor, Chris Weinke
2000: UM - Bubba Franks, Nate Webster; **FSU** - Peter Warrick, Corey Simon, Sebastian Janikowski
1999: UM - Edgerrin James, Nick Williams; **FSU** - Tony Bryant, Larry Smith, Dexter Jackson
1998: UM - Duane Starks, Jammi German; **FSU** - Andre Wadsworth, Tra Thomas, Sam Cowart, Samari Rolle, E.G. Green, Kevin Long
1997: UM - Yatil Green, Kenard Lang, Kenny Holmes, Tremain Mack, Twan Russell, Tony Gaiter, Carlos Jones; **FSU** - Peter Boulware, Walter Jones, Warrick Dunn, Reinard Wilson
1996: UM - Ray Lewis, Derrick Harris; **FSU** - Danny Kannell, Orpheus Roye
1995: UM - Warren Sapp, Pat Riley, Chris T. Jones; **FSU** - Derrick Alexander, Devin Bush, Derrick Brooks, Corey Fuller
1994: UM - Donnell Bennett; **FSU** - William Floyd, Lonnie Johnson
1993: UM - Ryan McNeil, Micheal Barrow, Darrin Smith, Kevin Williams, Lamar Thomas, Horace Copeland, Gino Torretta, Jessie Armstead; **FSU** - Marvin Jones, Carl Simpson, Dan Footman
1992: UM - Leon Searcy, Darryl Williams, Craig Erickson; **FSU** - Terrell Buckley, Amp Lee, Casey Weldon, Edgar Bennett, Brad Johnson
1991: UM - Russell Maryland, Randal Hill, Shane Curry, Wesley Carroll, Robert Bailey, Mike Sullivan; **FSU** - Reggie Johnson, Lawrence Dawsey, Dedrick Dodge
1990: UM - Cortez Kennedy, Bernard Clark, Willis Peguese, Jimmie Jones, Greg Mark, Dale Dawkins; **FSU** - Dexter Carter, LeRoy Butler, Peter Tom Willis, Odell Haggins
1989: UM - Bill Hawkins, Cleveland Gary, Bubba McDowell, Rod Carter, Randy Shannon; **FSU** - Deion Sanders, Sammie Smith, Marion Butts
1988: UM - Bennie Blades, Michael Irvin, Dan Stubbs, Brett Perriman, Brian Blades, Darrell Fullington, Melvin Bratton, Warren Williams, Alfredo Roberts; **FSU** - Pat Carter, Paul McGowan, Martin Mayhew
1987: UM - Vinny Testaverde, Alonzo Highsmith, Jerome Brown, Winston Moss; **FSU** - Gerald Nichols

Miami-Florida State: A MADE FOR TV MATCHUP

► The 2010 game with Florida State marks the 27th consecutive season and the 31st time in 55 meetings that the UM-FSU clash will be shown on regional or network television.

MIAMI-FSU GAMES NATIONALLY TELEVISED

Date	Network	Score	Site
Oct. 3, 2010	ABC	-	Miami
Sept. 7, 2009	ESPN	UM 38, FSU 34	Tallahassee
Oct. 4, 2008	ABC	FSU 41, UM 39	Miami
Oct. 20, 2007	ABC	UM 37, FSU 29	Tallahassee
Sept. 4, 2006	ESPN	FSU 13, UM 10	Miami
Sept. 5, 2005	ABC	FSU 10, UM 7	Tallahassee
Sept. 10, 2004	ABC	UM 16, FSU 10 (OT)	Miami
Jan. 1, 2004	ABC	UM 16, FSU 14	Miami (Orange Bowl Classic)
Oct. 11, 2003	ABC	UM 22, FSU 14	Tallahassee
Oct. 12, 2002	ABC	UM 28, FSU 29	Miami
Oct. 13, 2001	ABC	UM 49, FSU 27	Tallahassee
Oct. 7, 2000	CBS	UM 27, FSU 24	Miami
Oct. 19, 1999	ABC	FSU 31, UM 21	Tallahassee
Oct. 10, 1998	CBS	FSU 26, UM 14	Miami
Oct. 4, 1997	ABC	FSU 47, UM 0	Tallahassee
Oct. 12, 1996	CBS	FSU 34, UM 16	Miami
Oct. 7, 1995	ESPN	FSU 41, UM 17	Tallahassee
Oct. 8, 1994	ESPN	UM 34, FSU 20	Miami
Oct. 9, 1993	ABC	FSU 28, UM 10	Tallahassee
Oct. 3, 1992	ABC	UM 19, FSU 16	Miami
Nov. 16, 1991	ABC	UM 17, FSU 16	Tallahassee
Oct. 6, 1990	ABC	UM 31, FSU 22	Miami
Oct. 28, 1989	ESPN	FSU 24, UM 10	Tallahassee
Sept. 3, 1988	CBS	UM 31, FSU 0	Miami
Oct. 3, 1987	CBS	UM 26, FSU 25	Tallahassee
Nov. 1, 1986	CBS	UM 41, FSU 23	Miami
Nov. 2, 1985	ABC	UM 35, FSU 27	Tallahassee
Oct. 30, 1982	ABC	FSU 24, UM 7	Tallahassee
Nov. 7, 1981	ABC	UM 27, FSU 19	Tallahassee
Sept. 23, 1978	ABC	FSU 31, UM 21	Miami
Sept. 18, 1971	ABC	FSU 20, UM 17	Tallahassee

Miami-FSU RANKINGS RACE

Associated Press rankings the week of the Miami/Florida State game:

Date	UM	FSU	Site	Score	Winner
Nov. 12, 1983	6	—	Tallahassee	17-16	Miami
Sept. 22, 1984	4	15	Miami	38-3	Florida State
Nov. 2, 1985	11	10	Tallahassee	35-27	Miami
Nov. 1, 1986	1	20	Miami	41-23	Miami
Oct. 3, 1987	3	4	Tallahassee	26-25	Miami
Sept. 3, 1988	8	1	Miami	31-0	Miami
Oct. 28, 1989	2	8	Tallahassee	10-24	Florida State
Oct. 6, 1990	9	2	Miami	31-22	Miami
Nov. 16, 1991	2	1	Tallahassee	17-16	Miami
Oct. 3, 1992	2	3	Miami	19-16	Miami
Oct. 9, 1993	3	1	Tallahassee	28-10	Florida State
Oct. 8, 1994	13	3	Miami	34-20	Miami
Oct. 7, 1995	NR	1	Tallahassee	41-17	Florida State
Oct. 12, 1996	8	2	Miami	34-16	Florida State
Oct. 4, 1997	NR	4	Tallahassee	47-0	Florida State
Oct. 10, 1998	NR	9	Miami	26-14	Florida State
Oct. 9, 1999	18	1	Tallahassee	31-21	Florida State
Oct. 7, 2000	7	1	Miami	27-24	Miami
Oct. 13, 2001	2	14	Tallahassee	49-27	Miami
Oct. 12, 2002	1	9	Miami	28-27	Miami
Oct. 11, 2003	2	5	Tallahassee	22-14	Miami
Jan. 1, 2004	9	8	Miami	16-14	Miami
Sept. 6, 2004	6	5	Miami	16-10 (OT)	Miami
Sept. 5, 2005	9	14	Tallahassee	10-7	Florida State
Sept. 4, 2006	12	11	Miami	13-10	Florida State
Oct. 20, 2007	NR	NR	Tallahassee	37-29	Miami
Oct. 4, 2008	NR	NR	Miami	41-39	Florida State
Sept. 7, 2009	NR	18	Tallahassee	38-34	Miami

Pass CATCHER U

- ▶ As of Oct. 5, nine former 'Canes rank in the Top 100 in receiving yards this season in the NFL.
- ▶ Miami has four former players currently ranked in the Top 25 in the NFL in receiving yards.
- ▶ Reggie Wayne leads the league with 456, while Santana Moss is 15th (290), Frank Gore is 20th (263) and Andre Johnson is 22nd (255).

NFL Rank	Rec	Yards	Avg.	TD
1 Reggie Wayne	33	456	13.8	2
15 Santana Moss	22	290	13.2	1
20 Frank Gore	29	263	9.1	1
22 Andre Johnson	19	255	13.4	1
46 Jeremy Shockey	20	196	9.8	1
55 Greg Olsen	15	179	11.9	2
68 Roscoe Parrish	10	159	15.9	1
77 Kellen Winslow	11	139	12.6	0
93 Devin Hester	9	126	14.0	1

▶ For more updates on Hurricanes in the NFL, see page 18.

Comparison: MIAMI AND FSU

▶ Here is a quick look at the match-ups you will see when the 'Canes and Seminoles square off on Saturday at Sun Life Stadium:

MIAMI			FSU		
Offense	Avg	NCAA Rank	Defense	Avg	NCAA Rank
Total	370.25	70	Total	293.40	21
Rushing	136.50	77	Rushing	74.80	4
Passing	233.75	47	Passing	218.60	71
Defense	Avg	NCAA Rank	Offense	Avg	NCAA Rank
Total	266.75	12	Total	433.20	30
Rushing	130.75	43	Rushing	208.60	26
Passing	136.00	6	Passing	224.60	60
Net Punting	Avg	NCAA Rank	PR	Avg	NCAA Rank
Average	38.39	30	Average	11.50	32
PR	Avg	NCAA Rank	Net Punting	Avg	NCAA Rank
Average	10.45	41	Average	37.40	43

McCARTHY'S SUCCESS CARRYING OVER

- ▶ Senior linebacker Colin McCarthy is picking up right where he left off last season, when he averaged 8.1 yards per carry over UM's last seven games. Now in the middle, McCarthy is second on the team with 27 tackles through four games, recording five against FAMU, 11 on the road at No. 2 Ohio State, five at Pitt and six more last week at Clemson.
- ▶ McCarthy is the most experienced Hurricane defender, having played in 41 and started 28 career games. Heading into the FSU game, he has a team-best 216 career tackles.

Feat FIRST

- ▶ For the first time in school history, the University of Miami recorded a punt return for a touchdown and a kick return for a touchdown in the same game. Two weeks back at Ohio State, Lamar Miller returned a kickoff 88 yards for a touchdown in the first quarter before Travis Benjamin followed Miller's return with a 79- yard punt return for a touchdown with 3:04 left in the first half.
- ▶ The last time, a Miami player returned a kickoff for a touchdown was Devin Hester at NC State on Oct. 23, 2004. Hester's return went for 100 yards. Benjamin's punt return of 79 yards tied for the 10th longest in school history. It also was his first career punt return for a touchdown and the first for Miami since Thearon Collier's 60-yard punt return last season against Virginia.
- ▶ The returns also marked the first time in OSU history that an opponent scored on a punt return and a kick return in the same game against the Buckeyes.

NFL U

▶ Miami trails only Texas for the most players on active rosters in the NFL this season (*list according to the NFL*):

COLLEGES WITH MOST PLAYERS IN THE NFL IN 2010

COLLEGE	PLAYERS
Texas	40
Miami	38
Southern California	36
Louisiana State	35
Ohio State	34
Florida	33
Georgia	33
Tennessee	33
California	31

Talent IN SOUTH FLORIDA

▶ The University of Miami's football roster is loaded with student-athletes from Florida and more specifically, South Florida.

▶ The same can be said for rosters in the NFL, where Miami ranks second to only Houston for having the most players from their city.

Cities WITH MOST NFL PLAYERS

Houston	24
Miami	22
Los Angeles	20
Detroit	15
New Orleans	15

States WITH MOST NFL PLAYERS

California	211
Texas	181
Florida	177
Ohio	85
Georgia	80

Miami OWNS NATION'S SECOND BEST MARK SINCE 1983

▶ The University of Miami owns the nation's second-best record going back to the 1983 season, the year Miami won its first ever national championship under coach Howard Schnellenberger. Miami (.788) trails only Nebraska (.790) in winning percentage since that year.

BEST WINNING % SINCE 1983

	Wins	Losses	Ties	Winning %
Nebraska	265	70	1	.790
Miami	260	70	0	.788
Florida State	257	71	1	.783
Florida	254	75	4	.769
Ohio State	250	79	5	.756

Miami HOPES TO DELIVER DREAMS WITH NEW ONLINE SHOP

▶ Dreams, Inc. (NYSE Amex: DRJ), a vertically integrated leader in the licensed sports products industry, announced that it has signed an agreement with the University of Miami Athletics to re-launch the Hurricanes on-line fan shop (URL - ShopMiamiHurricanes.com). The multi-year deal marks the second alliance for Dreams with top-tier college athletics, following on the recent announcement regarding the University of Texas Longhorns.

Spence OF OLD

▶ Junior linebacker Sean Spence is off to one of the best starts for a UM defender in recent memory this year. The Miami native and Northwestern High School graduate leads the team in total tackles (38), solo tackles (20) and tackles for loss (8.0) through four games.

▶ After recording 65 tackles and 9.5 tackles for loss as a freshman in 2008, Spence was slowed by injury last year as a sophomore, recording just 36 tackles and 6.5 tackles for loss in 10 games. Through four games this year, Spence is averaging 9.5 tackles per game - a pace that would give him well over 100 if his pace keeps up.

Jacory MOVING UP TD CHART

▶ Junior quarterback Jacory Harris continues to climb up the University of Miami's career touchdown passes list. He moved into a tie for fifth place all-time last week when he threw four touchdown passes at Clemson. He now needs just one more to tie Gino Torretta for fourth all-time (47).

TOP 10 CAREER TOUCHDOWN PASSES IN UM HISTORY

Rank		TDs
1	Ken Dorsey (1999-02)	86
2t	Vinny Testaverde (1982-86)	48
	Steve Walsh (1986-88)	48
4	Gino Torretta (1989-92)	47
5	Jacory Harris (2008-pr.)	46
	Craig Erickson (1987-90)	46
7	Ryan Clement (1994-97)	43
8	Bernie Kosar (1983-84)	40
9	Kyle Wright (2004-07)	38
10	Brock Berlin (2003-04)	34

Hankerson NAMED NATIONAL WR OF THE WEEK

▶ University of Miami football senior Leonard Hankerson was named National Wide Receiver of the Week by the College Football Performance Awards on Sunday. Hankerson is coming off the best game of his career, catching seven passes for 147 yards and a career-best three touchdowns in Miami's 30-21 win at Clemson.

▶ Hankerson's three receiving touchdowns was not only a personal best, but it tied a UM single game record. The last player to accomplish the feat was Santana Moss against Rutgers in 1998.

100 YARDS ON THE GROUND

► Here is a list of the University of Miami's all-time 100-yard rushing performances:

CONSECUTIVE 100-YARD RUSHING GAMES (SINCE 1975)

Player	No.	Year
Willis McGahee	6	2002
Edgerrin James	6	1998
Clinton Portis	6	2001
Clinton Portis	4	1999
Willis McGahee	4	2002
Frank Gore	3	2003

MOST 100-YARD RUSHING GAMES (SINCE 1975)

Player	No.	Years
Edgerrin James	15	1995-98
Clinton Portis	14	1999-2001
Ottis Anderson	13	1976-78
James Jackson	11	1997-2000
Willis McGahee	10	2002
Frank Gore	8	2001, 2003-04
Tyrone Moss	7	2003-2006
Graig Cooper	6	2007-present
Stephen McGuire	6	1989-91
Javarris James	5	2006-present
Danyell Ferguson	5	1995-96
Alonzo Highsmith	5	1984
James Stewart	4	1993-94
Leonard Conley	4	1987-90
Jarrett Payton	3	2003
Dyral McMillian	3	1996
Warren Williams	3	1985-87
Melvin Bratton	3	1984-87
Damien Berry	2	2007-present
Derron Thomas	1	2005-08
Donnell Bennett	1	1993
Larry Jones	1	1993
Alex Johnson	1	1989
Albert Bentley	1	1983
Speedy Neal	1	1982
Lorenzo Roan	1	1980
Ken McMillian	1	1978
Taylor Timmons	1	1977
Chris Hobbs	1	1977

University OF MIAMI CELEBRATES NEW TOP RANKING

► The U.S. News and World Report released their official rankings of the top colleges and universities in the nation for 2011. Coming in at number 47 was the University of Miami, which claimed the honor of the top-ranked school in the state of Florida.

► This was the first time that UM had been named aTop 50 institution, part of a nine-year span which has seen the school jump 20 spots in the rankings.

► The Hurricanes were among seven Atlantic Coast Conference schools ranked among the Top 50 – the most Football Bowl Subdivision schools for any conference. ACC members joining Miami among the national leaders are: Duke, Virginia, Wake Forest, North Carolina, Boston College and Georgia Tech.

► Ranking criteria included peer assessment, graduation and retention rates, faculty resources, student selectivity, and giving by alumni.

► The editors of U.S.News & World Report have ranked the nation's top universities and colleges for the past 27 years. The 2011 edition of "America's Best Colleges" hit newsstands on August 31, and the rankings can be viewed on the magazine's website at www.usnews.com.

ESPN: 15 OF TOP 200 PLAYERS IN THE NFL ARE 'CANES

► The UM pipeline to NFL stardom is no surprise to anyone that follows the sport as it continues to grow. At the beginning of training camps, 51 UM players were working out with NFL teams. ESPN.com and Scouts Inc. put together a list of the 200 best players in the NFL and Miami had an impressive 15 representatives:

- | | |
|---|--|
| 2. Andre Johnson - Houston Texans | 111. Vernon Carey - Miami Dolphins |
| 14. Ed Reed - Baltimore Ravens | 119. Ray Lewis - Baltimore Ravens |
| 32. Reggie Wayne - Indianapolis Colts | 140. Eric Winston - Houston Texans |
| 36. Vince Wilfork - New England Patriots | 148. Jonathan Vilma - New Orleans Saints |
| 42. Jon Beason - Carolina Panthers | 162. Brandon Meriweather - New England |
| 58. Frank Gore - San Francisco 49ers | 196. Calais Campbell - Arizona Cardinals |
| 72. DJ Williams - Denver Broncos | 200. Devin Hester - Chicago Bears |
| 91. Kellen Winslow - Tampa Bay Buccaneers | |

'Canes PREDICTED SECOND IN COASTAL

► Miami was voted to finish second in the ACC Coastal Division by media members at the 2010 ACC Football Kickoff earlier this fall. After finishing the season 9-4 (5-3 ACC) and advancing to the Champs Sports Bowl in Orlando, the Hurricanes picked up 444 points from members of the working media, while collecting 20 first place votes within the Coastal Division.

► Virginia Tech was predicted on 50 ballots to win its fourth ACC crown. Florida State finished second with 26 votes, followed by Miami (10), Georgia Tech (8), Boston College (2) and North Carolina (2). The Hokies were also tabbed to win the ACC's Coastal Division, earning 532 points and 62 first-place votes.

► Miami followed in second place (444 points, 20 first-place votes); Georgia Tech was third (408); North Carolina fourth (379); fifth was Duke (169); and Virginia (126) rounded out the six-team Coastal Division.

Skill POSITION DEPTH

► As was the case last season, this year's University of Miami team is one of the deepest teams in the country at the running back and wide receiver positions.

Running Backs

- Damien Berry (6-0, 215)
- Graig Cooper (6-0, 205)
- Lamar Miller (5-11, 210)
- Mike James (6-0, 217)
- Storm Johnson (6-0, 218)

Receivers

- Leonard Hankerson (6-3, 205)
- Travis Benjamin (5-11, 176)
- LaRon Byrd (6-4, 215)
- Aldarius Johnson (6-3, 200)
- Tommy Streater (6-5, 210)
- Kendal Thompkins (5-10, 182)

► Late last season, the 'Canes were the only team in the country to boast three 400-yard rushers and seven 200-yard receivers.

Miami TEAM LEADERS

► Here is list of Miami's statistical team leaders through three games this season:

Passing Yards	Jacory Harris	895
Rushing Yards	Damien Berry	327
Receiving Yards	Leonard Hankerson	388
Receptions	Leonard Hankerson	23
Punt Return Yards	Travis Benjamin	99
Kick Return Yards	Lamar Miller	167
Total Touchdowns	Leonard Hankerson	6
Scoring	Leonard Hankerson	36
All-Purpose Yards	Damien Berry	401
Solo Tackles	Sean Spence	20
Total Tackles	Sean Spence	38
Tackles for a loss	Sean Spence	8.0
Sacks	Olivier Vernon	4.0
Interceptions	Armstrong, Hill	2
Pass breakups	Spence, Harris	2
Fumbles recovered	Four players	1
Fumbles forced	Three players	1

Hurricanes IN THE ACC IN 2010

► The following is a list of where UM ranks as a team and individually in the Atlantic Coast Conference this season:

Team	Rank	Player	Rank
Scoring Offense	4th (32.5)	Jacory Harris	
Scoring Defense	1st (15.0)	Passing Avg.	5th (223.8)
Pass Offense	5th (233.8)	Passing Efficiency	4th (134.6)
Pass Defense	1st (136.0)	Total Offense	5th (219.0)
Rush Offense	8th (136.5)	Damien Berry	
Rush Defense	4th (130.8)	Rushing	4th (81.8)
Total Offense	9th (370.2)	All-Purpose	10th (100.2)
Total Defense	1st (266.8)	Leonard Hankerson	
Kickoff Coverage	8th (42.5)	Receiving Yards	2nd (97.0)
Kickoff Returns	1st (25.2)	Scoring	2nd (9.0)
Punting	4th (38.4)	Receptions	4th (5.75)
Punt Return Avg.	6th (10.5)	Lamar Miller	
Turnover Margin	t-7th (0.25)	Kick Return Avg.	1st (33.4)
First Downs	8th (81)	Matt Boshier	
Opponent 1st Downs	1st (55)	Punting	2nd (46.0)
Red Zone Offense	11th (77.8)	Field Goals	7th (1.00)
Red Zone Defense	2nd (62.5)	Scoring (Kick)	7th (7.0)
Sacks By	3rd (17)	FG %	10th (66.7)
Sacks Against	t-2nd (6)	Travis Benjamin	
Penalties	11th (71.8)	Punt Return Avg.	3rd (12.4)
Opponent Penalties	12th (42.2)	Sean Spence	
Pass Def. Efficiency	1st (84.4)	Tackles	3rd (9.5)
3rd Down Conv.	3rd (41.8)	Tackles for Loss	5th (2.00)
Opp. 3rd Down Conv.	2nd (32.8)	Colin McCarthy	
4th Down Conv.	t-11th (25.0)	Tackles	16th (6.8)
Opp. 4th Down Conv.	t-1st (33.3)	Ray-Ray Armstrong	
Field Goals	t-10th (.667)	Tackles	t-31st (5.5)
PAT Kicking	10th (.941)	Interceptions	t-5th (0.50)
Time of Possession	11th (27.40)	Ryan Hill	
		Interceptions	t-5th (0.50)
		Olivier Vernon	
		Sacks	5th (1.00)

Coaches AT THEIR ALMA MATERS

► Miami's Randy Shannon is one of 16 head coaches working at their alma mater this season.
 ► Shannon matched up with Pitt's Dave Wannstedt and later this year will meet Virginia Tech's Frank Beamer.

Chris Ault	Nevada
Frank Beamer	Virginia Tech
Troy Calhoun	Air Force
Steve Fairchild	Colorado State
Pat Fitzgerald	Northwestern
Ralph Friedgen	Maryland
Mike Gundy	Oklahoma State
Doug Marrone	Syracuse
Ruffin McNeil	East Carolina
Rick Neuheisel	UCLA
Joker Phillips	Kentucky
Larry Porter	Memphis
Randy Shannon	Miami
Willie Taggart	Western Kentucky
Dave Wannstedt	Pittsburgh
Paul Wulff	Washington State

Bosher UP FOR LOWE'S SENIOR CLASS AWARD

► Senior placekicker and punter Matt Bosher has been named one of 30 NCAA football bowl subdivision student-athletes selected as a candidate for the Lowe's Senior CLASS. To be eligible for the award, a student-athlete must be classified as an NCAA Division I senior and have notable achievements in four areas of excellence - community, classroom, character and competition.

► Bosher received his Bachelor's of Arts in history in May of 2010. He also minored in sport administration and is currently pursuing a second degree. He was named to the 2006-07 ACC Academic Honor Roll and is a member of the University of Miami Athletic Director's Honor Roll awarded to student-athletes with semester GPAs of 3.2 or better). He is a two-time University of Miami Book Buster (awarded to student-athletes with semester GPA 3.0 or better).

► Bosher has been involved in numerous community service activities including the University of Miami Football Canes on Patrol Program that works with the Broward County Sheriff's Department to encourage Broward youth to stay in school and out of gang and street related violence. He also has served as a mentor in the Fun 4 Kidz program (paired with Miami-Dade area middle-school students) meeting once a month and talking on the phone once-a-week.

► An acronym for Celebrating Loyalty and Achievement for Staying in School, the Lowe's Senior CLASS Award focuses on the total student-athlete and encourages students to use their platform in athletics to make a positive impact as leaders in their communities.

Byrd HONORED BY UM AFRICANA PROGRAM

► University of Miami wide receiver LaRon Byrd was selected as one of three recipients of the Fannie Lou Hamer Academic Achievement Award, given to the Most Improved Students, in terms of Africana Studies Program courses at UM.

► LaRon has excellent attendance, participates in class, completes all assignments on time and has an overall positive attitude toward learning which is to be applauded, said Dr. Patti Rose, Professor, UM Africana and American Studies. As a student-athlete, he is exemplary, in the classroom setting, which is wonderful to see.

► Byrd received the award on May 17 at the First Annual Fannie Lou Hamer, Africana Studies Program Achievement Awards at the Wesley Gallery on the campus of the University of Miami.

Offense HAS A TOP 10 SEASON

► The University of Miami's offense had one of the most productive seasons in school history in 2009.

► The 2009 offense finished first in school history in first downs gained passing (169), second in overall first downs (275) and fourth in total yards gained (5,199).

TOP 10 SINGLE SEASON FIRST DOWNS GAINED PASSING IN UM HISTORY

Rank		First downs
1	2009	169
2	1988	161
3	1984	159
4	1990	156
5t	1989	153
	1992	153
7	2002	151
8	1985	149
9	1996	140
10	2003	134

Jacory IN 2009

► Junior quarterback Jacory Harris had one the most productive passing seasons in recent memory in 2009.

► Here is a list of where Harris' 2009 season ranks in a single-season in UM history:

TOP 10 SINGLE SEASON PASSING YARDS IN UM HISTORY

Rank		Yards
1	Bernie Kosar (1984)	3,642
2	Ken Dorsey (2002)	3,369
3	Craig Erickson (1990)	3,363
4	Jacory Harris (2009)	3,352
5	Vinny Testaverde (1985)	3,238
6	Steve Walsh (1988)	3,115
7	Gino Torretta (1991)	3,095
8	Gino Torretta (1992)	3,060
9	Ken Dorsey (2000)	2,737
10	Brock Berlin (2004)	2,680

TOP 10 SINGLE SEASON TOUCHDOWN PASSES IN UM HISTORY

Rank		TDs
1	Steve Walsh (1988)	29
2	Ken Dorsey (2002)	28
3	Vinny Testaverde (1986)	26
4t	Bernie Kosar (1984)	25
	Ken Dorsey (2000)	25
6	Jacory Harris (2009)	24
7	Ken Dorsey (2001)	23
8t	Craig Erickson (1990)	22
	Brock Berlin (2004)	22
10	Vinny Testaverde (1985)	21

TOP 10 SINGLE SEASON PASS ATTEMPTS IN UM HISTORY

Rank		Attempts
1	Bernie Kosar (1984)	416
2	Jacory Harris (2009)	406
3	Gino Torretta (1992)	402
4t	Craig Erickson (1990)	393
	Ken Dorsey (2002)	393
6	Steve Walsh (1988)	390
7	Gino Torretta (1991)	371
8t	Vinny Testaverde (1985)	352
	Brock Berlin (2003)	352
10	Brock Berlin (2004)	348

TOP 10 SINGLE SEASON PASS COMPLETIONS IN UM HISTORY

Rank		Completions
1	Bernie Kosar (1984)	262
2	Jacory Harris (2009)	242
3	Steve Walsh (1988)	233
4	Gino Torretta (1992)	228
5	Craig Erickson (1990)	225
6	Ken Dorsey (2002)	222
7	Vinny Testaverde (1985)	216
8	Brock Berlin (2003)	211
9	Gino Torretta (1991)	205
10	Bernie Kosar (1983)	201

It's BEEN A WHILE

▶ Quarterback Jacory Harris entered the 2009 season snapping a streak of at least 16 years since a player from Miami-Dade County quarterbacked a University of Miami team. Hialeah High School's Ryan Collins started the last seven games of the 1993 season, but did not go into the season as the starter. Kary Baker was the last Miami-Dade County quarterback to enter the season as the starting quarterback. Baker, from Miami-Edison High School, was UM's starter in 1974 and also was Miami's first African-American quarterback.

MIAMI QUARTERBACKS SINCE 1974

Year	Quarterback	High School
2009	Jacory Harris	Miami
2008	Robert Marve	Tampa
2007	Kyle Wright	Danville, Calif.
2006	Kyle Wright	Danville, Calif.
2005	Kyle Wright	Danville, Calif.
2004	Brock Berlin	Shreveport, La.
2003	Brock Berlin	Shreveport, La.
2002	Ken Dorsey	Orinda, Calif.
2001	Ken Dorsey	Orinda, Calif.
2000	Ken Dorsey	Orinda, Calif.
1999	Ken Dorsey	Orinda, Calif.
1998	Scott Covington	Laguna Niguel, Calif.
1997	Ryan Clement	Denver, Colo.
1996	Ryan Clement	Denver, Colo.
1995	Ryan Clement	Denver, Colo.
1994	Frank Costa	Philadelphia, Pa.
1993	Frank Costa	Philadelphia, Pa.
	Ryan Collins	Pembroke Pines
1992	Gino Torretta	Pinole, Calif.
1991	Gino Torretta	Pinole, Calif.
1990	Craig Erickson	West Palm Beach
1989	Craig Erickson	West Palm Beach
1988	Steve Walsh	St. Paul, Minn.
1987	Steve Walsh	St. Paul, Minn.
1986	Vinny Testaverde	Elmont, N.Y.
1985	Vinny Testaverde	Elmont, N.Y.
1984	Bernie Kosar	Boardman, Ohio
1983	Bernie Kosar	Boardman, Ohio
1982	Mark Richt	Boca Raton
1981	Jim Kelly	East Brady, Pa.
1980	Jim Kelly	East Brady, Pa.
1979	Mike Rodrigue	Tallahassee
1978	Kenny McMillian	DeLand
1977	Kenny McMillian	DeLand
	E.J. Baker	Lakeland
1976	E.J. Baker	Lakeland
1975	E.J. Baker	Lakeland
1974	Kary Baker	Miami

Defensive DOMINANCE

▶ The University of Miami has always taken pride in its defense. From years of Randy Shannon as the defensive coordinator to now John Lovett, the 'Canes have spent most of the decade ranked among the nation's elite defensively.

Miami Defenses From 2001-2010

Year	Total	Rank	Scoring	Rank	Rushing	Rank	Passing	Rank
2010	266.75	12th	15.00	15th	130.75	43rd	136.00	6th
2009	329.62	29th	22.15	37th	122.31	32nd	207.31	43rd
2008	317.5	28th	24.15	56th	151.85	75th	165.62	7th
2007	345.9	33rd	26.0	52nd	133.8	40th	212.2	35th
2006	255.5	7th	15.5	13th	67.9	4th	187.9	40th
2005	270.1	4th	14.3	4th	117.9	23rd	152.2	1st
2004	328.1	28th	17.0	13th	155.0	67th	173.1	9th
2003	257.5	2nd	15.1	4th	114.0	21st	143.5	1st
2002	285.0	7th	19.1	22nd	165.3	72nd	119.7	1st
2001	270.9	6th	9.4	1st	132.7	40th	138.2	2nd

Cooper AT IT AGAIN

▶ Senior running back Graig Cooper is on pace to rank among the greatest yardage gainers in school history. Cooper currently ranks fifth in school history with 3,461 career all-purpose yards. He needs 933 yards to tie Santana Moss for the most all-purpose yards in school history.

TOP 10 SINGLE SEASON ALL-PURPOSE YARDS IN UM HISTORY

Rank	Player (Year)	Rush + Rec + Return	Yards
1	Santana Moss (97-00)	277 + 2546 + 1196	4,394
2	Ottis Anderson (75-78)	1,266 + 47 + 395	4,265
3	Edgerrin James (96-98)	2960 + 595 + 35	3,590
4	Eddie Dunn (36-38)	1778 + 32 + 1666	3,476
5	Graig Cooper (07-pr)	2240 + 387 + 845	3,461
6	Chuck Foreman (70-72)	1631 + 732 + 992	3,355
7	James Jackson (96-00)	2953 + 278	3,231
8	Tom Sullivan (69-71)	1,541 + 332 + 1132	3,005
9	Alonzo Highsmith (83-86)	1914 + 977 + 44	2,935
10	Mark Rush (79-82)	760 + 989 + 1,066	2,815

▶ Not only is Cooper among the all-time leaders in all-purpose yards, but he currently ranks fifth in school history with 2,228 career rushing yards.

MIAMI'S CURRENT TOP 10 CAREER RUSHING YARDAGE LEADERS

1.	Ottis Anderson	3,331
2.	Edgerrin James	2,960
3.	James Jackson	2,953
4.	Clinton Portis	2,523
5.	Graig Cooper	2,228

Miami-NOTRE DAME FOOTBALL SERIES SET

▶ The University of Miami and the University of Notre Dame have officially come to an agreement on the dates and sites of a future three-game football series between the schools.

▶ The series will open with a neutral site game at Soldier Field in Chicago on Saturday, Oct. 6, 2012. Game two of the series is scheduled for four years later, with the Hurricanes traveling to South Bend, Ind. to face the Fighting Irish on Saturday, Oct. 8, 2016 at Notre Dame Stadium. The final game of the contract will be played at Sun Life Stadium in Miami Gardens, Fla. on Saturday, Nov. 25, 2017.

▶ The last time the two teams met in Miami, the Hurricanes cruised to a 27-10 win over Notre Dame at the Orange Bowl in 1989. Three of Miami's wins over Notre Dame came during the regular season of the Hurricanes' 1983, 1987 and 1989 national championship years. Notre Dame leads the all-time series between the two schools, 15-7-1.

▶ Miami and Notre Dame recently made national headlines when it was announced the two programs would share the American Football Coaches Association's 2009 Academic Achievement Award, as both schools recorded a 100 percent graduation rate for members of its freshman football student-athlete class of 2002.

Hurricanes ON PRESEASON LISTS

► Several Hurricanes have been getting some preseason accolades. Here is a look at who on the UM roster has been named to a national preseason watch list:

JACORY HARRIS

Manning Quarterback Award Watch List
 Davey O'Brien Award Watch List

MATT BOSHER

Groza Award Watch List
 Preseason All-ACC Selection
 Lowes Senior CLASS Award Candidate

BRANDON HARRIS

Nagurski Trophy Watch List
 Preseason All-ACC Selection
 Thorpe Award Watch List

LEONARD HANKERSON

Biletnikoff Award Watch List

GRAIG COOPER

Paul Hornung Award Watch List

ALLEN BAILEY

Rotary Lombardi Award Watch List
 Nagurski Trophy Watch List

ORLANDO FRANKLIN

Outland Trophy Watch List

MARCUS FORSTON

Outland Trophy Watch List

COLIN MCCARTHY

Butkus Award Watch List

SEAN SPENCE

Butkus Award Watch List

Miami's SHANNON SIGNS NEW FOUR-YEAR CONTRACT

► University of Miami Director of Athletics Kirby Hocutt announced on May 12 that head football coach Randy Shannon has signed a new four-year contract.

"There's no other place I'd rather be than coaching Hurricanes football. I'm excited about the momentum we continue to build and our strong recruiting classes," said Coach Shannon. "We have dedicated student athletes and experienced and committed coaching staff, a strong athletic program and the University leadership's support -- all important components consistent with long term success."

► Shannon, 44, took over the Hurricanes' program in 2007 and has led Miami to two bowl game appearances in three seasons. After going 5-7 in his first season as a head coach, Shannon led the Hurricanes to a 7-6 record in 2008 with an appearance in the Emerald Bowl. In 2009, the Hurricanes had a breakout season winning three games against Top 25 opponents to start the season enroute to a 9-4 campaign and a third place finish in the Atlantic Coast Conference. Miami ended the season with an appearance in the Champs Sports Bowl.

"We are very proud of the positive steps our football program has taken under the leadership of Coach Shannon," said UM Director of Athletics Kirby Hocutt. "With a commitment to excellence in the classroom, in the community, and in competition, we are well on our way, once again, to the top of the college football world."

► Shannon has also had a tremendous impact on the football program off the field. The program was among those honored by the National Collegiate Athletic Association (NCAA) for its latest Academic Progress Report score (APR) released yesterday. It was recognized as having posted a multi-year APR score in the top 10 percent. Miami was the only Bowl Championship Subdivision (BCS) team among the 26 schools recognized that finished ranked in the final USA Today Coaches Poll and Associated Press poll after the 2009 season. UM and Duke were the only two Atlantic Coast Conference football programs recognized.

Hurricanes DOMINATE SUNSHINE STATE IN NEW MILLENIUM

► Miami has won 22-of-26 games against teams from the state of Florida since 2000, including a 9-2 mark outside of Miami. The 'Canes went 4-0 last season against the state, with road wins at FSU, UCF and USF.

► The only four losses against teams from the state of Florida since the turn of the century were season openers against Florida State in 2005 and 2006 and defeats at the hands of Florida and Florida State in 2008.

► Since 1985, the Hurricanes have won 35 of their last 47 games against Sunshine State opponents.

Miami's last 26 games against in-state opponents:

Miami 45, Florida A&M	Sept. 2, 2010	Sun Life Stadium
Miami 31, USF 10	Nov. 28, 2009	Raymond James Stadium
Miami 27, UCF 7	Oct. 17, 2009	Bright House Networks Stadium
Miami 48, Florida A&M 16	Oct. 10, 2009	Land Shark Stadium
Miami 38, Florida State 34	Sept. 7, 2009	Doak Campbell Stadium
Miami 20, UCF 14	Oct. 11, 2008	Dolphin Stadium
Florida State 41, Miami 39	Oct. 4, 2008	Dolphin Stadium
Florida 26, Miami 3	Sept. 6, 2008	Ben Hill Griffin Stadium
Miami 37, Florida State 29	Oct. 20, 2007	Doak Campbell Stadium
Miami 23, Florida International 9	Sept. 15, 2007	Orange Bowl
Miami 35, Florida International 0	Oct. 14, 2006	Orange Bowl
Miami 51, Florida A&M 10	Sept. 9, 2006	Orange Bowl
Florida State 13, Miami 10	Sept. 4, 2006	Orange Bowl
Miami 27, South Florida 7	Oct. 1, 2005	Orange Bowl
Florida State 10, Miami 7	Sept. 5, 2005	Doak Campbell Stadium
Miami 27, Florida 10	Dec. 31, 2004	Georgia Dome
Miami 16, Florida State 10 (OT)	Sept. 10, 2004	Orange Bowl
Miami 16, Florida State 14	Jan. 1, 2004	Pro Player Stadium
Miami 22, Florida State 14	Oct. 11, 2003	Doak Campbell Stadium
Miami 38, Florida 33	Sept. 6, 2003	Orange Bowl
Miami 28, Florida State 27	Oct. 12, 2002	Orange Bowl
Miami 41, Florida 16	Sept. 7, 2002	Ben Hill Griffin Stadium
Miami 63, Florida A&M 17	Aug. 31, 2002	Orange Bowl
Miami 49, Florida State 27	Oct. 13, 2001	Doak Campbell Stadium
Miami 37, Florida 20	Jan. 2, 2001	Louisiana Superdome
Miami 27, Florida State 24	Oct. 7, 2000	Orange Bowl

Hurricane GAMEDAY

- ▶ A brand new season of Hurricane Gameday kicked off in August on CSS. Hurricane Gameday has moved into a brand new studio with the longtime trio of Joe Zagacki, Don Bailey Jr. and head coach Randy Shannon.
- ▶ The show has undergone an overhaul, including a brand new set and graphics package... but the biggest change is the Unlimited Access fans will get to the Miami program. Throughout the 2010 season, Hurricane Gameday will run regular "Unlimited Access" features that will take fans behind the scenes with their favorite football team.
- ▶ In the season-opening show, fans heard Coach Shannon mic'd up at a scrimmage for the very first time. The exclusive access shows Shannon working with his beloved special teams units during the first scrimmage of training camp. We also sent the cameras with the team on a trip to the movies during one of the lighter moments in camp. Throughout the season, Hurricane Gameday will also bring fans exclusive footage in the weight room with Coach Andreu Swasey, in the locker room on gameday and much, much more.
- ▶ The CSS network covers 6.4 million homes in the Southeast, including Florida markets Miami, Ft. Lauderdale, West Palm Beach, Jacksonville, Sarasota, Tallahassee, Panama City and Lake County. CSS will air Hurricane Gameday on Thursdays and Saturdays throughout the season.
- ▶ Upcoming show airings are below.

Schedule

Show 5 - Florida State Preview

Thursday, Oct. 7 at 5:30 p.m.

Saturday, Oct. 9 at 10:30 a.m.

Show 6 - Duke Preview

Thursday, Oct. 14 at 5:30 p.m.

Saturday, Oct. 16 at 10:30 a.m.

Spring GAME RECAP

- ▶ Travis Benjamin hauled in six catches for 171 yards and a touchdown and quarterbacks Stephen Morris and Spencer Whipple combined for 321 passing yards and three TDs as the Hurricanes defeated Miami, 58-53, in the University of Miami football team's annual spring game Saturday at Traz Powell Stadium in front of an estimated capacity crowd of 10,000.
- ▶ Team Hurricanes were comprised of the second and third team offenses and the first team, defense while Team Miami was comprised of the first team offense and second and third team defenses. The offenses earned six points for a touchdown, three points for a field goal, one point for an extra point, one point for crossing the 50-yard line and one point for every first down. The defenses earned one point for a three-and-out, two points for an interception, two points for a fumble recovery and six points for a touchdown.
- ▶ Morris completed 12-of-21 passes for 209 yards, two touchdowns and one interception. Whipple went 7-of-16 for 112 yards and one touchdown. A.J. Highsmith quarterbacked Miami and went 11-of-20 for 131 yards with three touchdowns and two interceptions.
- ▶ Kendal Thompkins caught a game-high eight passes for 84 yards and one touchdown for the Hurricanes. Leonard Hankerson had three receptions for 61 yards and two touchdowns.
- ▶ Linebacker Sean Spence led the Hurricanes with eight tackles. Vaughn Telemaque added six tackles for the Hurricanes. Brandon McGee had seven tackles and two pass breakups for Miami while safety Ray Ray Armstrong intercepted two passes.

Gino TORRETTA ENSHRINED IN COLLEGE FOOTBALL HOF

- ▶ Former University of Miami quarterback Gino Torretta was enshrined into the National Football Foundation (NFF) College Football Hall of Fame in South Bend, Ind. on July 17. Torretta is the sixth Hurricane to be selected for induction, as he joined former student-athletes Bennie Blades, (2006), Don Bosseler (1990) and Ted Hendricks (1987) along with coaches Andy Gustafson (1985) and Jack Harding (1980) in the Hall.
- ▶ Torretta, along with the 23 other inductees in this year's class, took part in two full days of activities in conjunction with the enshrinement, which was held Saturday night at the Century Center Convention Center.
- ▶ A key factor in many of Miami's national championship-contending teams, Torretta became one of the most decorated players in college football history, claiming unanimous First Team All-America honors, the Heisman Trophy, Davey O'Brien, Johnny Unitas Golden Arm, Maxwell and Walter Camp awards in 1992.

‘Canes AND THE LEAGUE

▶ More than 275 former Hurricanes have gone on to play in the NFL.

▶ 33 Hurricanes have been a part of a Super Bowl winning team and a total of 67 former Canes have played in a Super Bowl.

▶ Three Hurricanes - Jonathan Vilma, Jeremy Shockey and Glenn Sharpe -- were members of the Super Bowl XLIV Champion New Orleans Saints this past season.

▶ 40 former Hurricanes are currently with NFL teams as of Oct. 5, 2010.

ARIZONA CARDINALS

Calais Campbell DL

ATLANTA FALCONS

Spencer Adkins LB

BUFFALO BILLS

Roscoe Parrish WR

BALTIMORE RAVENS

Tavares Gooden LB
Ray Lewis LB
Willis McGahee RB
Ed Reed S

CAROLINA PANTHERS

Jon Beason LB

CHICAGO BEARS

Devin Hester WR/PR
Greg Olsen TE

DALLAS COWBOYS

Leon Williams LB

DENVER BRONCOS

D.J. Williams LB

DETROIT LIONS

Jason Fox OT

GREEN BAY PACKERS

Sam Shields CB

HOUSTON TEXANS

Rashad Butler OL
Andre Johnson WR
Chris Myers OL
Darryl Sharpton LB
Eric Winston OL

INDIANAPOLIS COLTS

Reggie Wayne WR

MIAMI DOLPHINS

Vernon Carey OL

MINNESOTA VIKINGS

Bryant McKinnie OL

NEW ENGLAND PATRIOTS

Javarris James RB

Brandon Meriweather S
Vince Wilfork DL

NEW ORLEANS SAINTS

Jimmy Graham TE
Jeremy Shockey TE
Jonathan Vilma LB

NEW YORK GIANTS

Bruce Johnson DB
Sinorice Moss (IR) WR
Kenny Phillips S
Antrel Rolle DB

PHILADELPHIA EAGLES

Antonio Dixon DL

SAN FRANCISCO 49ERS

Frank Gore RB

SEATTLE SEAHAWKS

Kelly Jennings DB

TAMPA BAY BUCCANEERS

Kellen Winslow TE

WASHINGTON REDSKINS

Phillip Buchanon CB
Rocky McIntosh LB
Santana Moss WR
Clinton Portis RB

‘Canes IN THE PRO BOWL

▶ Eleven former University of Miami football players were named to the 2010 NFL Pro Bowl, easily the highest representation for any school in the nation. The list included:

CB	Antrel Rolle	Arizona Cardinals
WR	Andre Johnson	Houston Texans
WR	Reggie Wayne	Indianapolis Colts
RB	Clinton Portis	Washington Redskins
LB	Ray Lewis	Baltimore Ravens
LB	Jon Beason	Carolina Panthers
S	Ed Reed	Baltimore Ravens
RB	Frank Gore	San Francisco 49ers
S	Brandon Meriweather	New England Patriots
DT	Vince Wilfork	New England Patriots
OT	Bryant McKinnie	Minnesota Vikings

‘Canes IN THE NFL - WEEK 4

▶ Here are some of the Top 10 performances by Hurricanes from Week 4 of the NFL season:

Reggie Wayne - Indianapolis Colts WR vs. Jacksonville

- Turned in one the best games of his career with 15 catches for 196 yards in road loss

Ray Lewis – Baltimore Ravens LB

- Finished with nine tackles (seven solo) and an INT to secure the win at Pittsburgh

Frank Gore - San Francisco 49ers RB vs. Atlanta

- Had a game-high 137 total yards (77 rushing, 60 receiving) in road loss at Atlanta

D.J. Williams – Denver Broncos LB vs. Tennessee

- Recorded a team-best 10 tackles (eight solo) and a sack in road win over the Titans

Jeremy Shockey - New Orleans Saints TE vs. Carolina

- Caught a game-high six balls for 58 yards in win over the Panthers.

Rocky McIntosh - Washington Redskins LB vs. Philadelphia

- Recorded eight tackles (seven solo) in road win over the Eagles

Jon Beason - Carolina Panthers LB vs. New Orleans

- Finished with seven total tackles (five solo) in road loss to the Saints

Clinton Portis - Washington Redskins RB vs. Philadelphia

- Had 11 carries for 55 yards and two catches for 26 yards in win over Philadelphia

Kenny Phillips - New York Giants SS vs. Chicago

- Had five tackles (four solo) in home win over the Bears Sunday night

Willis McGahee - Baltimore Ravens RB vs. Pittsburgh

- Extended the ‘Canes consecutive NFL TD streak to 126 with a TD run in road win

2010 ALPHABETICAL ROSTER

No.	Name	Class	Pos.	Ht.	Wt.	Hometown/High School/College
26	Ray-Ray Armstrong	Soph.	DB	6-4	215	Sanford, Fla./Seminole HS
57	Allen Bailey	Sr.	DL	6-4	285	Sapelo, Ga./McIntosh County Academy
73	Jermaine Barton	Fr.	OL	6-7	283	Fort Lauderdale, Fla./St. Thomas Aquinas HS
3	Travis Benjamin	Jr.	WR	5-11	176	Belle Glade, Fla./Glades Central HS
20	Damien Berry	Sr.	RB	6-0	215	Belle Glade, Fla./Glades Central HS
25	Matt Boshier	Sr.	P/PK	6-0	205	Jupiter, Fla./Jupiter HS
76	Jeffrey Brown	Fr.	DL	6-3	275	Evanston, Ill./Evanston HS
45	Ramon Buchanan	Jr.	LB	6-1	220	Melbourne, Fla./Palm Bay HS
79	Malcolm Bunche	Fr.	OL	6-7	328	Newark, Del./Milford (N.Y.)/Newark HS
47	LaRon Byrd	Jr.	WR	6-4	215	Hahnville, La./Hahnville HS
94	Kelvin Cain	Fr.	LB	6-3	226	Clovis, Calif./Buchanan HS
43	John Calhoun	Jr.	FB	6-3	255	Micco, Fla./Sebastian River HS
37	Jared Campbell	Sr.	DB	6-0	205	Aurora, Colo./Overland HS
32	Lee Chambers	Jr.	DB	5-10	195	Coffeeville, Miss./Coffeeville HS
23	Eduardo Clements	Fr.	RB	5-9	190	Miami, Fla./Booker T. Washington HS
82	Asante Cleveland	Fr.	TE	6-5	245	Sacramento, Calif./Christian Brothers HS
2	Graig Cooper	Sr.	RB	6-0	205	Memphis, Tenn./Melrose/Milford Prep
39	Tyrone Cornileus	Fr.	LB	6-2	195	Stone Mountain, Ga./Stephenson HS
18	Devont'a Davis	Fr.	DB	6-1	175	Gainesville, Fla./Gainesville HS
49	Dyron Dye	R-Fr.	DL	6-5	255	Sanford, Fla./Seminole HS
70	Jonathan Feliciano	Fr.	OL	6-5	330	Davie, Fla./Western HS
61	Joel Figueroa	Sr.	OL	6-6	323	Miami, Fla./North Miami HS
9	Chase Ford	Jr.	TE	6-6	245	Corrigan, Texas/Kilgore JC/Corrigan-Camden
99	Marcus Forston	Soph.	DL	6-3	305	Miami, Fla./Northwestern HS
74	Orlando Franklin	Sr.	OL	6-7	312	Delray Beach, Fla./Atlantic HS
58	Jordan Futch	Jr.	LB	6-3	240	Hollywood, Fla./Chaminade Madonna College Prep
59	James Gaines	Fr.	LB	6-3	205	Getzville, N.Y./Canisius HS
28	Nathan Gholston	Soph.	DB	5-7	180	Westland, Mich./Plymouth HS
69	Sean Goldstein	Soph.	LB	6-0	225	Dresher, Pa./Chestnut Hill Academy
84	Richard Gordon	Sr.	TE	6-4	265	Miami, Fla./Norland/Milford Prep (N.Y.)
51	Shayon Green	R-Fr.	LB	6-3	230	Tifton, Ga./Tifton County HS
66	Harland Gunn	Jr.	OL	6-2	315	Omaha, Neb./Central HS
33	Maurice Hagens	Fr.	RB	5-11	232	Riverview, Fla./Tampa Bay Tech HS
19	Darion Hall	Fr.	RB	5-11	190	Naples, Fla./Lely HS
85	Leonard Hankerson	Sr.	WR	6-3	205	Fort Lauderdale, Fla./St. Thomas Aquinas HS
1	Brandon Harris	Jr.	DB	5-11	195	Miami, Fla./Booker T. Washington HS
12	Jacory Harris	Jr.	QB	6-4	200	Miami, Fla./Northwestern HS
77	Seantrel Henderson	Fr.	OL	6-8	355	St. Paul, Minn./Cretin-Hall Derham HS
11	Alonzo Highsmith	Soph.	QB	6-0	195	Missouri City, Texas/Hightower HS
13	Ryan Hill	Sr.	DB	6-0	205	Tallahassee, Fla./Rickards HS
30	Patrick Hill	Sr.	FB	5-9	255	Torrance, Calif./Fairfax HS (Calif.)/EI Camino
63	Tyler Horn	Jr.	OL	6-4	295	Memphis, Tenn./University HS
92	Josh Holmes	Sr.	DL	6-0	280	San Diego, Calif./Point Loma HS
34	C.J. Holton	Soph.	LB	6-1	230	Crawfordville, Fla./Wakulla HS
80	Allen Hurns	Fr.	WR	6-3	180	Miami, Fla./Carol City HS
60	Chris Ivory	Jr.	LS	6-2	228	Bellevue, Fla./Bellevue HS
5	Mike James	Soph.	RB	6-0	217	Haines City, Fla./Ridge Community HS
4	Aldarius Johnson	Jr.	WR	6-3	200	Miami, Fla./Northwestern HS
81	Davon Johnson	Soph.	WR	6-0	185	Miami, Fla./Booker T. Washington HS

No.	Name	Class	Pos.	Ht.	Wt.	Hometown/High School/College
78	Jermaine Johnson	R-Fr.	OL	6-6	330	Fort Lauderdale, Fla./Hargrave Military Academy
24	Storm Johnson	Fr.	RB	6-0	218	Loganville, Ga./Loganville HS
55	Ben Jones	Soph.	OL	6-5	300	Miami, Fla./Northwestern HS
98	Jeremy Lewis	Jr.	DL	6-4	310	West Palm Beach, Fla./Palm Beach Lakes
65	Brandon Linder	Fr.	OL	6-6	300	Southwest Ranches, Fla./St. Thomas Aquinas
44	Colin McCarthy	Sr.	LB	6-2	240	Birdsboro, Pa./Clearwater (Fla.) Central Catholic
62	Shane McDermott	Fr.	OL	6-4	280	Lake Worth, Fla./Palm Beach Central HS
21	Brandon McGee	Soph.	DB	6-0	180	Plantation, Fla./Plantation HS
6	Lamar Miller	R-Fr.	RB	5-11	210	Miami, Fla./Killian HS
17	Stephen Morris	Fr.	QB	6-2	183	Miami, Fla./Monsignor Pace HS
38	Cory Nelms	Sr.	DB	6-0	195	Neptune, N.J./Neptune HS
52	Kevin Nelson	Fr.	LB	6-0	213	Gainesville, Fla./Gainesville HS
29	JoJo Nicolas	Jr.	DB	6-1	205	Homestead, Fla./Homestead Senior HS
97	Adewale Ojomo	Jr.	DL	6-4	260	Hialeah, Fla./Hialeah HS
53	Levi Paalua	Soph.	LB	6-2	225	Laie, Hawaii/Kahuku HS
27	Keion Payne	Fr.	DB	5-10	177	Fort Lauderdale, Fla./St. Thomas Aquinas HS
96	Curtis Porter	Soph.	DL	6-1	315	Charlotte, N.C./Victory Christian HS
54	Micanor Regis	Jr.	DL	6-3	305	Pahokee, Fla./Pahokee HS
15	Jamal Reid	R-Fr.	DB	6-1	190	Mayo, Fla./Lafayette HS
36	Kylan Robinson	Sr.	LB	6-1	235	Anchorage, Alaska/Tampa Chamberlain HS
93	Luther Robinson	R-Fr.	DL	6-3	295	Fort Pierce, Fla./Westwood HS
56	Marcus Robinson	Jr.	DL	6-1	240	Homestead, Fla./Homestead HS
22	Kacy Rodgers	Fr.	DB	6-2	195	Southlake, Texas/Southlake Carroll HS
88	Billy Sanders	R-Fr.	TE	6-4	248	Phoenix, Ariz./Brophy College Prep
48	Andrew Smith	Jr.	DL	6-3	245	Coconut Creek, Fla./Monarch HS
31	Sean Spence	Jr.	LB	6-0	220	Miami, Fla./Northwestern HS
86	Tommy Streeter	Soph.	WR	6-5	210	Miami, Fla./Northwestern HS
87	Andrew Tallman	Fr.	TE	6-5	245	Carthage, N.Y./Boston College HS
7	Vaughn Telemaque	Soph.	DB	6-2	207	Long Beach, Calif./Long Beach Poly HS
83	Kendal Thompkins	Soph.	WR	5-10	182	Miami, Fla./Northwestern HS
8	DeMarcus Van Dyke	Sr.	DB	6-1	185	Miami, Fla./Pace HS
35	Olivier Vernon	Soph.	DL	6-4	250	Miami, Fla./American HS
46	Clive Walford	Fr.	TE	6-5	235	Belle Glade, Fla./Glades Central HS
72	Brandon Washington	Soph.	OL	6-4	330	Miami, Fla./Milford (N.Y.) Academy
75	Jared Wheeler	R-Fr.	OL	6-5	315	Miami, Fla./American Heritage HS
16	Spencer Whipple	Jr.	QB	6-2	210	Miami, Fla./Pine Richland (Pa.) HS/UMass
71	Cory White	R-Fr.	OL	6-6	270	Orange Park, Fla./Fleming Island HS
40	Jake Wieclaw	Soph.	K	6-2	200	New Lenox, Ill./Lincoln Way Central HS
41	Travis Williams	Fr.	LB	6-3	202	Norfolk, Va./Lake Taylor HS

Additional Walk-Ons

Latwan Anderson	Fr.	DB	5-10	170	Cleveland, Ohio/Glenville Academy
Ben Bruneau	Soph.	WR	6-2	210	Opa-Locka, Fla./UCLA/Monsignor Pace HS
Akil Craig	Soph.	LB	6-1	200	Tampa, Fla./Jesuit HS
Cameron Dean	Fr.	K/P	6-3	245	Gulfstream, Fla./Saint Andrew's School
Ben Hopfinger	Fr.	K	6-0	188	Plantation, Fla./St. Thomas Aquinas HS
Erik Lichter	Soph.	LB	6-0	225	Coconut Grove, Fla./Northeastern/Gulliver Prep
Eduardo Lopez	Fr.	OL	6-1	315	Miami, Fla./Southwest Miami HS
Shawn O'Dare	Soph.	WR	5-10	185	Vero Beach, Fla./Vero Beach HS
David Thompson	R-Fr.	FB	5-10	250	Miami, Fla./Coral Reef HS

PRONUNCIATION GUIDE

Matt Boshier	BOSH-er
Ben Bruneau	Broo-NO
Ramon Buchanan	ray-mon
LaRon Byrd	luh-RON
Jared Campbell	JAIR-ed
Asante Cleveland	AH-sohn-tay
Graig Cooper	GREG
Akil Craig	A-KEEL
Devont'a Davis	dah-VON-tay
Dyron Dye	DYE-ron
Jonathan Feliciano	FAH-lee-see-ah-no
Joel Figueroa	Jo-el fig-er-OH-uh

Shayon Green	SHAY-on
Davon Johnson	duh-VON
Erik Lichter	LICK-ter
JoJo Nicholas	NICK-o-less
Adewale Ojomo	ad-uh-WALL-ee o-JO-mo
Levi Paalua	PAH-ah-lu-ah
Keion Payne	KEY-ahn
Micanor Regis	muh-connor REE-gis
Kylan Robinson	KIE-lin
Vaughn Telemaque	TELL-uh-mack
Olivier Vernon	OH-liv-ee-ay
Jake Wieclaw	WHY-claw

2010 NUMERICAL ROSTER

No.	Name	Class	Pos.	Ht.	Wt.	Hometown/High School/College
1	Brandon Harris	Jr.	DB	5-11	195	Miami, Fla./Booker T. Washington HS
2	Graig Cooper	Sr.	RB	6-0	205	Memphis, Tenn./Melrose HS/Milford Prep
3	Travis Benjamin	Jr.	WR	5-11	176	Belle Glade, Fla./Glades Central HS
4	Aldarius Johnson	Jr.	WR	6-3	200	Miami, Fla./Northwestern HS
5	Mike James	Soph.	RB	6-0	217	Haines City, Fla./Ridge Community HS
6	Lamar Miller	R-Fr.	RB	5-11	210	Miami, Fla./Killian HS
7	Vaughn Telemaque	Soph.	DB	6-2	207	Long Beach, Calif./Long Beach Poly HS
8	DeMarcus Van Dyke	Sr.	DB	6-1	185	Miami, Fla./Pace HS
9	Chase Ford	Jr.	TE	6-6	245	Corrigan, Texas/Kilgore JC/Corrigan-Camden
11	Alonzo Highsmith	Soph.	QB	6-0	195	Missouri City, Texas/Hightower HS
12	Jacory Harris	Jr.	QB	6-4	200	Miami, Fla./Northwestern HS
13	Ryan Hill	Sr.	DB	6-0	205	Tallahassee, Fla./Rickards HS
15	Jamal Reid	R-Fr.	DB	6-1	190	Mayo, Fla./Lafayette HS
16	Spencer Whipple	Jr.	QB	6-2	210	Miami, Fla./Pine Richland (Pa.) HS/UMass
17	Stephen Morris	Fr.	QB	6-2	183	Miami, Fla./Monsignor Pace HS
18	Devont'a Davis	Fr.	DB	6-1	175	Gainesville, Fla./Gainesville HS
19	Darion Hall	Fr.	RB	5-11	190	Naples, Fla./Lely HS
20	Damien Berry	Sr.	RB	6-0	215	Belle Glade, Fla./Glades Central HS
21	Brandon McGee	Soph.	DB	6-0	180	Plantation, Fla./Plantation HS
22	Kacy Rodgers	Fr.	DB	6-2	195	Southlake, Texas/Southlake Carroll HS
23	Eduardo Clements	Fr.	RB	5-9	190	Miami, Fla./Booker T. Washington HS
24	Storm Johnson	Fr.	RB	6-0	218	Loganville, Ga./Loganville HS
25	Matt Boshier	Sr.	P/PK	6-0	205	Jupiter, Fla./Jupiter HS
26	Ray-Ray Armstrong	Soph.	DB	6-4	215	Sanford, Fla./Seminole HS
27	Keion Payne	Fr.	DB	5-10	177	Fort Lauderdale, Fla./St. Thomas Aquinas
28	Nathan Gholston	Soph.	DB	5-7	180	Westland, Mich./Plymouth HS
29	JoJo Nicolas	Jr.	DB	6-1	205	Homestead, Fla./Homestead Senior HS
30	Patrick Hill	Sr.	FB	5-9	255	Torrance, Calif./Fairfax HS (Calif.)El Camino C.C.
31	Sean Spence	Jr.	LB	6-0	220	Miami, Fla./Northwestern HS
32	Lee Chambers	Jr.	RB	5-10	195	Coffeeville, Miss./Coffeeville HS
33	Maurice Hagens	Fr.	RB	5-11	232	Riverview, Fla./Tampa Bay Tech HS
34	C.J. Holton	Soph.	LB	6-1	230	Crawfordville, Fla./Wakulla HS
35	Olivier Vernon	Soph.	DL	6-4	250	Miami, Fla./American HS
36	Kylan Robinson	Sr.	LB	6-1	235	Anchorage, Alaska/Tampa Chamberlain HS
37	Jared Campbell	Sr.	DB	6-0	205	Aurora, Colo./Overland HS
38	Cory Nelms	Sr.	DB	6-0	195	Neptune, N.J./Neptune HS
39	Tyrone Cornileus	Fr.	LB	6-2	195	Stone Mountain, Ga./Stephenson HS
40	Jake Wieclaw	Soph.	K	6-2	200	New Lenox, Ill./Lincoln Way Central HS
43	John Calhoun	Jr.	FB	6-3	255	Micco, Fla./Sebastian River HS
44	Colin McCarthy	Sr.	LB	6-2	240	Birdsboro, Pa./Clearwater (Fla.) Central Catholic
45	Ramon Buchanan	Jr.	LB	6-1	220	Melbourne, Fla./Palm Bay HS
46	Clive Walford	Fr.	TE	6-5	235	Belle Glade, Fla./Glades Central HS
47	LaRon Byrd	Jr.	WR	6-4	215	Hahnville, La./Hahnville HS
48	Andrew Smith	Jr.	DL	6-3	245	Coconut Creek, Fla./Monarch HS
49	Dyron Dye	R-Fr.	DL	6-5	255	Sanford, Fla./Seminole HS
51	Shayon Green	R-Fr.	LB	6-3	230	Tifton, Ga./Tifton County HS
52	Kevin Nelson	Fr.	LB	6-0	213	Gainesville, Fla./Gainesville HS
53	Levi Paalua	Soph.	LB	6-2	225	Laie, Hawaii/Kahuku HS
54	Micanor Regis	Jr.	DL	6-3	305	Pahokee, Fla./Pahokee HS
55	Ben Jones	Soph.	OL	6-5	300	Miami, Fla./Northwestern HS
56	Marcus Robinson	Jr.	DL	6-1	240	Homestead, Fla./Homestead HS

No.	Name	Class	Pos.	Ht.	Wt.	Hometown/High School/College
57	Allen Bailey	Sr.	DL	6-4	285	Sapelo, Ga./McIntosh County Academy
58	Jordan Futch	Jr.	LB	6-3	240	Hollywood, Fla./Chaminade Madonna
59	James Gaines	Fr.	LB	6-3	205	Getzville, N.Y./Canisius HS
60	Chris Ivory	Jr.	LS	6-2	228	Bellevue, Fla./Bellevue HS
61	Joel Figueroa	Sr.	OL	6-6	323	Miami, Fla./North Miami HS
62	Shane McDermott	Fr.	OL	6-4	280	Lake Worth, Fla./Palm Beach Central HS
63	Tyler Horn	Jr.	OL	6-4	295	Memphis, Tenn./University HS
65	Brandon Linder	Fr.	OL	6-6	300	Southwest Ranches, Fla./St. Thomas Aquinas
66	Harland Gunn	Jr.	OL	6-2	315	Omaha, Neb./Central HS
69	Sean Goldstein	Soph.	LB	6-0	225	Dresher, Pa./Chestnut Hill Academy
70	Jonathan Feliciano	Fr.	OL	6-5	330	Davie, Fla./Western HS
71	Cory White	R-Fr.	OL	6-6	270	Orange Park, Fla./Fleming Island HS
72	Brandon Washington	Soph.	OL	6-4	330	Miami, Fla./Milford (N.Y.) Academy
73	Jermaine Barton	Fr.	OL	6-7	283	Fort Lauderdale, Fla./St. Thomas Aquinas
74	Orlando Franklin	Sr.	OL	6-7	312	Delray Beach, Fla./Atlantic HS
75	Jared Wheeler	R-Fr.	OL	6-5	315	Miami, Fla./American Heritage HS
76	Jeffrey Brown	Fr.	DL	6-3	275	Evanston, Ill./Evanston HS
77	Seantrel Henderson	Fr.	OL	6-8	355	St. Paul, Minn./Cretin-Hall Derham HS
78	Jermaine Johnson	R-Fr.	OL	6-6	330	Fort Lauderdale, Fla./Hargrave Military
79	Malcolm Bunche	Fr.	OL	6-7	328	Newark, Del./Milford (N.Y.)/Newark HS
80	Allen Hurns	Fr.	WR	6-3	180	Miami, Fla./Carol City HS
81	Davon Johnson	Soph.	WR	6-0	185	Miami, Fla./Booker T. Washington HS
82	Asante Cleveland	Fr.	TE	6-5	245	Sacramento, Calif./Christian Brothers HS
83	Kendal Thompkins	Soph.	WR	5-10	182	Miami, Fla./Northwestern HS
84	Richard Gordon	Sr.	TE	6-4	265	Miami, Fla./Norland/Milford Prep (N.Y.)
85	Leonard Hankerson	Sr.	WR	6-3	205	Fort Lauderdale, Fla./St. Thomas Aquinas
86	Tommy Streeeter	Soph.	WR	6-5	210	Miami, Fla./Northwestern HS
87	Andrew Tallman	Fr.	TE	6-5	245	Carthage, N.Y./Boston College HS
88	Billy Sanders	R-Fr.	TE	6-4	248	Phoenix, Ariz./Brophy College Preparatory
91	Travis Williams	Fr.	LB	6-3	202	Norfolk, Va./Lake Taylor HS
92	Josh Holmes	Sr.	DL	6-0	280	San Diego, Calif./Point Loma HS
93	Luther Robinson	R-Fr.	DL	6-3	295	Fort Pierce, Fla./Westwood HS
94	Kelvin Cain	Fr.	LB	6-3	226	Clovis, Calif./Buchanan HS
95	David Perry	Fr.	DL	6-7	230	Pembroke Pines, Fla./University School
96	Curtis Porter	Soph.	DL	6-1	315	Charlotte, N.C./Victory Christian HS
97	Adewale Ojomo	Jr.	DL	6-4	260	Hialeah, Fla./Hialeah HS
98	Jeremy Lewis	Jr.	DL	6-4	310	West Palm Beach, Fla./Palm Beach Lakes
99	Marcus Forston	Soph.	DL	6-3	305	Miami, Fla./Northwestern HS

Additional Walk-Ons

Latwan Anderson	Fr.	DB	5-10	170	Cleveland, Ohio/Glenville Academy
Ben Bruneau	Soph.	WR	6-2	210	Opa-Locka, Fla./UCLA/Monsignor Pace HS
Akil Craig	Soph.	LB	6-1	200	Tampa, Fla./Jesuit HS
Cameron Dean	Fr.	K/P	6-3	245	Gulfstream, Fla./Saint Andrew's School
Ben Hopfinger	Fr.	K	6-0	188	Plantation, Fla./St. Thomas Aquinas HS
Erik Lichter	Soph.	LB	6-0	225	Coconut Grove, Fla./Northeastern/Gulliver Prep
Eduardo Lopez	Fr.	OL	6-1	315	Miami, Fla./Southwest Miami HS
Shawn O'Dare	Soph.	WR	5-10	185	Vero Beach, Fla./Vero Beach HS
David Thompson	R-Fr.	FB	5-10	250	Miami, Fla./Coral Reef HS

DEPTH CHART

OFFENSE

WR	3	Travis Benjamin (5-11, 176, Jr.)
	or 47	LaRon Byrd (6-4, 215, Jr.)
LT	74	Orlando Franklin (6-7, 312, Sr.)
	55	Ben Jones (6-5, 300, Soph.)
	71	Cory White (6-6, 270, R-Fr.)
LG	66	Harland Gunn (6-2, 315, Jr.)
	or 61	Joel Figueroa (6-6, 323, Sr.)
	or 72	Brandon Washington (6-4, 330, Soph.)
C	63	Tyler Horn (6-4, 295, Jr.)
	65	Brandon Linder (6-6, 300, Fr.)
RG	72	Brandon Washington (6-4, 330, Soph.)
	or 61	Joel Figueroa (6-6, 323, Sr.)
	or 66	Harland Gunn (6-2, 315, Jr.)
RT	78	Jermaine Johnson (6-6, 330, R-Fr.)
	or 77	Seantrel Henderson (6-8, 355, Fr.)
TE	84	Richard Gordon (6-4, 265, Sr.)
	9	Chase Ford (6-6, 245, Jr.)
	82	Asante Cleveland (6-5, 245, Fr.)
	88	Billy Sanders (6-4, 248, R-Fr.)
WR	85	Leonard Hankerson (6-3, 205, Sr.)
	or 4	Aldarius Johnson (6-3, 200, Jr.)
QB	12	Jacory Harris (6-4, 200, Jr.)
	11	Alonzo Highsmith (6-0, 195, Soph.)
	16	Spencer Whipple (6-2, 210, Jr.)
HB	20	Damien Berry (6-0, 215, Sr.)
	6	Lamar Miller (5-11, 210, R-Fr.)
	or 5	Mike James (6-0, 217, Soph.)
FB	30	Patrick Hill (5-9, 255, Sr.)
	33	Maurice Hagens (5-11, 232, Fr.)

DEFENSE

LE	57	Allen Bailey (6-4, 285, Sr.)
	56	Marcus Robinson (6-1, 240, Jr.)
	49	Dyron Dye (6-5, 255, R-Fr.)
LT	92	Josh Holmes (6-0, 280, Sr.)
	93	Luther Robinson (6-3, 295, R-Fr.)
RT	54	Micanor Regis (6-3, 305, Jr.)
	99	Marcus Forston (6-3, 305, R-Soph.)
RE	35	Olivier Vernon (6-4, 250, Soph.)
	or 97	Adewale Ojomo (6-4, 260, Jr.)
	or 48	Andrew Smith (6-3, 245, Jr.)
SLB	45	Ramon Buchanan (6-1, 220, Jr.)
	or 36	Kylan Robinson (6-1, 235, Sr.)
MLB	44	Colin McCarthy (6-2, 240, Sr.)
	94	Kelvin Cain (6-3, 226, Fr.)
WLB	31	Sean Spence (6-0, 220, Jr.)
	58	Jordan Futch (6-3, 240, Jr.)
	or 59	James Gaines (6-3, 205, Fr.)
LCB	13	Ryan Hill (6-0, 205, Sr.)
	8	DeMarcus Van Dyke (6-1, 185, Sr.)
RCB	1	Brandon Harris (5-11, 195, Jr.)
	21	Brandon McGee (6-0, 180, Soph.)
SS	26	Ray Armstrong (6-4, 215, Soph.)
	29	JoJo Nicolas (6-1, 205, R-Jr.)
FS	7	Vaughn Telemaque (6-2, 207, Soph.)
	22	Kacy Rodgers (6-2, 195, Fr.)
	or 37	Jared Campbell (6-0, 205, Sr.)

SPECIAL TEAMS

PK	25	Matt Boshier (6-0, 205, Sr.)
	40	Jake Wieclaw (6-2, 198, Soph.)
KO	25	Matt Boshier (6-0, 205, Sr.)
	40	Jake Wieclaw (6-2, 198, Soph.)
P	25	Matt Boshier (6-0, 205, Sr.)
	40	Jake Wieclaw (6-2, 198, Soph.)
H	16	Spencer Whipple (6-2, 210, Jr.)
LS	60	Chris Ivory (6-2, 227, Jr.)
	88	Billy Sanders (6-4, 248, R-Fr.)

PR	3	Travis Benjamin (5-11, 176, Jr.)
	6	Lamar Miller (5-11, 210, R-Fr.)
	2	Graig Cooper (6-0, 205, Sr.)
KOR	6	Lamar Miller (5-11, 210, R-Fr.)
	5	Mike James (6-0, 217, Soph.)
KOR	23	Eduardo Clements (5-9, 190, Fr.)
	24	Storm Johnson (6-0, 218, Fr.)

LAST TIME IT HAPPENED

Kickoff Return For TD	By Hurricane: Lamar Miller at Ohio State, 9/11/10, 88 yards, OSU 36-24
	By Opponent: C.J. Spiller, Clemson, 10/24/09, 90 yards, Clemson 40-37 (OT)
Punt Return For TD	By Hurricane: Travis Benjamin at Ohio State, 9/11/10, 79 yards, OSU 36-24
	By Opponent: Ricky Hall, Virginia Tech, 11/13/99, 64 yards, VT 43-10
Blocked Punt Return For TD	By Hurricane: Quadtrine Hill vs. North Carolina, 10/29/05, recovered in end zone, blocked by Quadtrine Hill, UM 34-16
	By Opponent: Bill Schautz, Virginia, 11/07/09, 20 yard return, blocked by Trey Womack, UM 52-17
Interception Return For TD	By Hurricane: Darryl Sharpton vs. Duke, 11/21/09, 73 yards, UM 34-16
	By Opponent: Kendric Burney, North Carolina, 11/14/09, 77 yards, UNC 33-24
Fumble Return For TD	By Hurricane: Marcus Robinson vs. Clemson, 9/20/08, 10/24/09, 53 yards, Clemson 40-37 OT
	By Opponent: Chris Cook, Virginia, 11/10/07, 44 yards, VA 48-0
Safety Recorded	By Hurricanes: vs. Georgia Tech, 9/17/09, Bad snap, Chandler Anderson kicks ball out of end zone, UM 33-17
	By Opponent: at Florida, 9/6/08, Matt Boshier punt blocked out of the endzone, UF 26-3
Shutout at Home	By Hurricanes: vs. Florida A&M, 9/2/10, UM 45-0
	By Opponent: vs. Virginia, 11/10/07, VA 48-0
Shutout On Road	By Hurricanes: at Syracuse, 11/18/00, UM 26-0
	By Opponent: at Florida State, 10/4/97, FSU 47-0
Blocked Punt	By Hurricane: Richard Gordon vs. UCF, 10/11/08, UM 20-14
	By Opponent: Trey Womack, Virginia, 11/08/09, UM 52-17
Blocked Field Goal	By Hurricane: Thomas Carroll vs. Florida, 12/31/04, UM 27-10
	By Opponent: Devon Torrence, Ohio State, blocked 39-yard attempt, 9/11/10, OSU 36-24
Missed Extra Point	By Hurricanes: Matt Boshier, at Clemson, blocked, 10/2/10, UM, 30-21
	By Opponent: Dustin Hopkins, FSU, 9/7/09, UM 38-34
100-Yard Rushing-Game	By Hurricane: Damien Berry, at Clemson, 101 yards, 10/2/10, UM, 30-21
	By Opponent: Ryan Williams, Virginia Tech, 150 yards, 34 carries, 9/26/09, VT 31-7
200-Yard Rushing-Game	By Hurricane: Willis McGahee vs. Virginia Tech, 205 yards, 39 carries, 12/7/02, UM 56-45
	By Opponent: Tashard Choice, Georgia Tech, 204 yards, 37 carries, 10/13/07, GT 17-14
300-Yard Passing-Game	By Hurricane: Jacory Harris vs. Duke, 348 yards, 11/21/09, 25 of 43, UM 34-16
	By Opponent: Riley Skinner, Wake Forest, 10/31/09, 349 yards, 29 of 43, UM 28-27
400-Yard Passing-Game	By Hurricane: Ken Dorsey at West Virginia, 10/26/02, 422 yards, 22 of 36, UM 40-23
	By Opponent: Luke McCown, Louisiana Tech, 10/28/00, 418 yards, 42 of 72, UM 42-31
500-Yard Passing-Game	By Hurricane: None
	By Opponent: Cade McNown, UCLA, 12/5/98, 513 yards, 26 of 35, UM 49-45
100-199 Yard Receiving-Game	By Hurricane: Leonard Hankerson at Clemson, 147 yards, 10/2/10, UM, 30-21
	By Opponent: C.J. Spiller, Clemson, 10/24/09, 104 yards, 6 receptions, Clemson 40-37 OT
200+Yard Receiving-Game	By Hurricane: Wesley Carroll vs. California, 9/15/90, 208 yards, 11 receptions, UM 52-24
	By Opponent: Gerard Phelan, Boston College, 11/23/84, 226 yards, 11 receptions, BC 47-45
60-69 Yard Punt	By Hurricane: Matt Boshier at Clemson, 61 yards, 10/2/10, UM 30-21
	By Opponent: Durant Brooks, Georgia Tech, 10/28/06, 63 yards, GT 30-23
70+Yard Punt	By Hurricane: Matt Boshier at Duke, 10/18/08, 76 yards, UM 49-31
	By Opponent: Ben Arndt, Georgia Tech, 11/19/05, 78 yards, GT 14-10
50+Yard Field Goal	By Hurricane: Matt Boshier at Ohio State, 9/11/10, 51 yards, OSU 36-24
	By Opponent: Dustin Hopkins, Florida State, 9/7/09, 52 yards, FSU 38-34
Four Field Goals-Game	By Hurricane: Jon Peattie vs. West Virginia, 10/2/03, (22, 32, 43, 30, 23), UM 22-20
	By Opponent: Casey Barth, UNC, 11/14/09 (22, 42, 32, 33), NC 33-27
Five Field Goals-Game	By Hurricane: Jon Peattie vs. West Virginia, 10/2/03, (22, 32, 43, 30, 23), UM 22-20
	By Opponent: Devin Barclay, Ohio State, 9/11/10 (24, 41, 21, 24, 24), OSU 36-24
Three TDs-Game	By Hurricane: Leonard Hankerson, 10/2/10 (22 rec, 65 rec, 7 rec), UM 30-21
	By Opponent: Kyle Parker, Clemson, 10/24/09 (15 pass, 56 pass, 26 pass), Clemson 40-37 OT
Three Rushing TDs-Game	By Hurricane: Tyrone Moss vs. North Carolina, 10/29/05 (1 run, 1 run, 4 run, 15 run), UM 34-16
	By Opponent: Reggie Merriweather, Clemson, 11/6/04 (27, 1, 2), Clemson (24-17 (OT)
Four Rushing TDs-Game	By Hurricane: Tyrone Moss vs. North Carolina, 10/29/05 (1 run, 1 run, 4 run, 15 run), UM 34-16
	By Opponent: Antone Smith, Florida State, 2008, (19, 2, 5, 20), FSU 41-39
Three Passing TDs-Game	By Hurricane: Jacory Harris vs. Florida A&M, 9/2/10 (19 pass, 40 pass, 32 pass), UM 45-0
	By Opponent: Kyle Parker, Clemson, 10/24/09 (15 pass, 56 pass, 26 pass), Clemson 40-37 OT
Five Passing TDs-Game	By Hurricane: (5) Kyle Wright at Wake Forest, 11/12/05, (64, 11, 15, 76, 10), UM 47-17
	(4) Jacory Harris at Duke, 10/18/08, (9, 6, 25, 10), UM 49-31
	By Opponent: (5) Cade McNown, UCLA, 12/5/98, (77, 7, 14, 61, 59), UM 49-45 and (5) Sam Bradford, Oklahoma, 9/8/07 (23, 24, 6, 30, 9), OU 51-13
Three Receiving TDs-Game	By Hurricane: Leonard Hankerson, 10/2/10 (22, 65, 7), UM 30-21
	By Opponent: Malcolm Kelly, Oklahoma, 9/8/07 (23 pass, 24 pass, 30 pass), OU 51-13




U

57

ALLEN BAILEY

Defensive Line
6-4, 285, Senior-3L
Sapelo, Ga.
McIntosh County Academy



**PRESEASON ALL-AMERICA
NAGURSKI TROPHY WATCH LIST
TED HENDRICKS AWARD CANDIDATE
LOMBARDI AWARD CANDIDATE
2009 ALL-ACC FIRST TEAM**

- ▶ Started all four of Miami's games at defensive end; Has also played DT.
- ▶ Sixth on the team with 17 total tackles
- ▶ Has 3.0 tackles for a loss and one sack
- ▶ Recorded a career-high six tackles at Ohio State (2 - solo, 4 - assists)

RECAPING 2009 (JUNIOR)

- ▶ Led the 'Canes in sacks (7.0) and tackles for a loss (11.0)
- ▶ Played both defensive tackle and defensive end during the season
- ▶ Led all UM defensive linemen with 34 total tackles on the year
- ▶ Ranked fourth in the ACC in sacks per game (0.58) and tied for seventh in tackles for a loss per game (0.92)
- ▶ Named First Team All-ACC at defensive tackle by the Atlantic Coast Sports Media Association, Rivals.com and Phil Steele
- ▶ Was awarded the Strength Training Athlete of the Year at the team's annual awards banquet on Dec. 6
- ▶ Recorded a career-high tying two sacks in back-to-back games vs. Clemson and at Wake Forest
- ▶ Also set career-highs for total tackles (5 at Wake Forest and at USF) and tackles for a loss (3.0 vs. Clemson and at Wake Forest)
- ▶ Forced fumbles versus Oklahoma and Clemson
- ▶ His forced fumble versus Clemson was returned by teammate Marcus Robinson for a 53-yard touchdown
- ▶ Over the final six games of the regular season, tallied 19 total tackles, 7.5 tackles for a loss, four sacks and a forced fumble
- ▶ Started 10 of his 13 games played

Big BAILEY INSIDE

- ▶ One of the most versatile defenders in the country, senior Allen Bailey is coming off his best season in which he recorded a team-high seven sacks and 11 tackles for a loss.
- ▶ At 6-4, 288, Bailey has played both defensive tackle and defensive end and has been a key to the Hurricanes' pass rush in his career.

ALLEN BAILEY'S CAREER STATISTICS

Year	GP/GS	TACKLES					QB	Sacks	FUMBLES			Int
		TT	UT	AT	TFL	FF			FR	PBU		
2007	12/0	0	0	0	0-0	0	0-0	0	0-0	0	0-0	
2008	12/4	24	15	9	9-56	14	5-46	0	0-0	0	0-0	
2009	13/10	34	19	15	11-77	1	7.0-66	2	0-0	2	0-0	
2010	4/4	17	10	7	3-9	0	1.0-4	0	0-0	1	0-0	
Totals:	41/18	75	44	31	23-142	15	13-116	2	0-0	3	0-0	

ALLEN BAILEY'S CAREER HIGHS

Total tackles 6, (at Ohio State 2010)
Solo 4, twice (vs. Clemson 2009, at Pittsburgh 2010)
Assists 5 (at USF 2009)
Sacks 2, twice (vs. UCF 2008; vs. Clemson 2009)



25

MATT BOSHER

Placekicker, Punter,
6-0, 205
Senior-3L
Jupiter, Fla.
Jupiter HS



- 2010 LOU GROZA AWARD CANDIDATE**
- 2010 RAY GUY AWARD CANDIDATE**
- 2010 LOWE'S SENIOR CLASS AWARD CANDIDATE**
- 2009 ALL-ACC FIRST TEAM (KICKER)**
- 2009 ALL-ACC SECOND TEAM (PUNTER)**
- 2008 LOU GROZA AWARD SEMIFINALIST**
- 2008 ALL-ACC SECOND TEAM**
- 2008 JACK HARDING AWARD RECIPIENT (TEAM MVP)**

- ▶ Tied school record with his 13th consecutive made field goal in season opener against FAMU after finishing the 2009 season making 12 in a row
- ▶ Had successfully converted 105 straight extra points until a block in the second quarter against Clemson, good enough for second all-time at UM behind Carlos Huerta (157)
- ▶ Averaging 45.6 yards per punt, which ranks second in the ACC

ALREADY IN 2010 (SENIOR):

- ▶ Made 16 of 17 of his extra point attempts this season
- ▶ Tied school record for consecutive field goals with his first field goal of the season with 14:08 to go in the fourth quarter against FAMU, connecting on a 24-yard kick.

RECAPING 2009 (JUNIOR):

- ▶ Named All-ACC first team kicker and second team punter
- ▶ Also chosen to the Rivals.com All-ACC first team as a kicker and to the Phil Steele All-ACC first team as a kicker and second team as a punter
- ▶ Connected on 14-of-16 field goals and ended the season making 12 in a row which is the second-best streak in school history in a career and in a single-season
- ▶ Ranked third in the ACC in field goal percentage (87.5) and was a perfect 50-of-50 in PAT's, which were the most in the ACC and ranked as the second-best

mark in a single season

- ▶ Made 90 consecutive extra-point attempts, which is the third-best streak in a career at Miami
- ▶ In ACC action, tied for the league-lead going 32-of-32 in PAT's
- ▶ Made 10-of-11 field goals of 30-plus yards
- ▶ Earned All-ACC Specialist of the Week honors twice and was a Lou Groza Award Star of the Week
- ▶ As a punter, led the ACC in conference games averaging 42.9 yards per punt on 30 punts in eight games
- ▶ Overall, averaged 42.5 yards per punt in 13 games for the Hurricanes
- ▶ Had at least one punt of 50-plus yards in eight of 13 games and had 23 of 51 punts downed inside the 20-yd line.

MATT BOSHER'S CAREER STATISTICS

Year	GP/GS	PUNTING				In 20	TB	Blk
		No.	Yards	Avg.	Long			
2007	12/12	58	2329	40.2	75	9	1	2
2008	13/13	66	2659	40.3	76	19	3	2
2009	12/12	51	2169	42.5	59	23	7	0
2010	4/4	18	828	46.0	61	4	2	0
Totals	40/40	193	7985	41.4	76	55	13	4

Year	GP/GS	EXTRA POINTS			FIELD GOALS			FG BREAKDOWN				
		XP/XPA	Pct.	FG/FGA	Pct.	Long	Pts.	10-19	20-29	30-39	40-49	50+
2008	13/13	40/40	1.000	18-20	90.0	52	94	0/0	10/10	5/5	1/2	2/3
2009	13/13	50/50	1.000	14-16	87.5	51	90	1/1	3/4	6/7	3/3	1/1
2010	4/4	16/17	.941	4-6	66.7	51	28	0/0	3/3	0/1	0/1	1/1
Totals	30/30	106/107	0.991	36-42	85.7	52	206	1/1	15/17	11/13	4/6	4/5

MATT BOSHER'S CAREER HIGHS

- Field goals 3, 4 times (last vs. Clemson 2009)
- Field goal attempts 3, four times (last vs. Clemson 2009)
- Long field goal 52 (vs. Wake Forest 2008)
- Extra points 7, twice (Last vs. Virginia 2009)
- Extra point attempts 7, twice (Last vs. Virginia 2009)
- Points 13, twice (last vs. Clemson 2009)
- Punts 11 (vs. UCF 2008)
- Punting yards 410 (vs. UCF 2008)
- Average 51.7 (at Virginia Tech 2007)
- Long 76 (at Duke 2008)
- Kicks inside the 20 4, twice (Last at Wake Forest 2009)
- Touchbacks 4 (at Duke 2008)



U

74

ORLANDO FRANKLIN

Offensive Line
6-7, 312, Senior-3L
Delray Beach, Fla.
Atlantic HS

**OUTLAND TROPHY WATCH LIST
LOMBARDI AWARD CANDIDATE
2009 ALL-ACC HONORABLE MENTION**

ALREADY IN 2010 (SENIOR):

- ▶ First year as the full-time starter at left tackle
- ▶ Named ACC Offensive Lineman of the Week for his performance in win over Pitt
- ▶ Graded out at 95 percent in 39 plays with two pancake blocks and one lumberjack in the season opener against Florida A&M as the Miami offense racked up 405 yards of total offense - 250 passing and 155 rushing.
- ▶ Graded out at 96 percent with two pancake blocks and two lumberjacks against Ohio State
- ▶ Graded out at 98 percent with eight pancake blocks and two lumberjacks against Pitt
- ▶ Graded out at 92 percent with nine pancake blocks and two lumberjacks against Clemson

RECAPPING 2009 (JUNIOR):

- ▶ Named ACC Offensive Lineman of the Week after his performance in the regular season finale at USF when he started at left tackle
- ▶ Graded out at 95 percent with 51 pancake blocks and 13 lumberjacks in helping anchor the left side of the offensive line while starting all 11 games at left guard and one game at left tackle
- ▶ Picked up a career-high 10 pancake blocks and graded out at 96 percent in the win over Duke
- ▶ Also performed well against Georgia Tech (97 percent grade, eight pancake blocks, five lumberjacks); Wake Forest (97 percent grade, four pancake blocks); North Carolina (94 percent grade); FSU (95 percent grade) and Oklahoma (93 percent grade, limited All-America DT Gerald McCoy to a half-tackle)
- ▶ Helped a Miami offense rack up 5,199 yards (3,405 passing, 1,794 rushing), which is the most since the 2004 season (4,593 yards) as the Miami offense is in

line to become just the eighth team in school history to gain 5,000 yards in a season.

ORLANDO FRANKLIN'S CAREER GAMES

- 2007 totals:** 12 games, 3 starts
- 2008 totals:** 13 games, 11 starts
- 2009 totals:** 13 games, 13 starts
- 2010 totals:** 4 games, 4 starts
- Career totals:** 42 games, 31 starts



U

85

LEONARD HANKERSON

Wide Receiver
6-3, 205, Senior-3L
Fl. Lauderdale, Fla.
St. Thomas Aquinas HS

2010 BILETNIKOFF AWARD CANDIDATE

- ▶ Led UM with a career-high 801 receiving yards in 2009
- ▶ Also led the team with 45 receptions and six touchdowns
- ▶ Started 12 of 13 games
- ▶ Was the only Hurricane receiver to have a catch in all 13 games in 2009 and now has caught a ball in 14 straight games
- ▶ Second in the ACC with 645 receiving yards in league play last season

ALREADY IN 2010 (SENIOR):

- ▶ Leads the team in catches (23), receiving yards (388) and receiving touchdowns (6).
- ▶ After a 115-yard performance against FAMU, nearly became the first player at UM to record back-to-back 100-yard receiving games since Kellen Winslow in 2003 with 90 yards receiving at Ohio State
- ▶ Tied for sixth all-time in UM history in career touchdown catches with 15.
- ▶ Riding a 17-game streak with at least one catch

RECAPPING 2009 (JUNIOR):

- ▶ Led Miami with a career-high 801 receiving yards - the most by a Hurricane receiver since Andre Johnson (1,092) in 2002
- ▶ Added a team-high 45 receptions
- ▶ Also the team leader with six receiving touchdowns
- ▶ Started 12 of 13 games and was only Hurricane receiver with a catch in all 13 games
- ▶ Had a catch of 20 or more yards in 12 of 13 games which includes three touchdown grabs of 20-plus yards
- ▶ Had 645 receiving yards in ACC games which was the second-most in the ACC
- ▶ Hauled in a career-high eight catches for a career-high 143 yards against Duke and also had seven catches for 92 yards at North Carolina, five catches for 97 yards at Wake Forest, five catches for 87 yards against Clemson, three catch-

- es for 79 yards at Virginia Tech and four catches for 72 yards at Florida State
- ▶ Averaged 17.8 yards per catch
- ▶ Had 60 or more receiving yards in seven of 13 games
- ▶ Had touchdown catches against Florida A&M, UCF, Clemson, Virginia, Duke and USF
- ▶ Had a catch of 30 or more yards in eight of 12 games including a career-long 52-yarder against Duke.

LEONARD HANKERSON'S CAREER STATISTICS

Year	GP/GS	No. Yards	Avg.	TD	LG
2007	7/2	6 63	10.5	1	24
2008	8/2	11 140	12.7	2	41
2009	13/12	45 801	17.8	6	52
2010	4/4	23 388	16.9	6	65
Totals	32/20	85 1392	16.0	15	65

LEONARD HANKERSON'S CAREER HIGHS

- Receptions 8 (vs. Duke 2009)
- Receiving Yards..... 147 (at Clemson 2010)
- Receiving Touchdowns..... 3 (at Clemson 2010)
- Long Reception 65 (at Clemson 2010)



U

1

BRANDON HARRIS

Defensive Back
5-11, 195, Junior-2L
Miami, Fla.
Booker T.
Washington HS

- 2010 JIM THORPE TROPHY WATCH LIST**
- 2010 NAGURSKI WATCH LIST**
- 2010 SPORTING NEWS PRESEASON ALL-AMERICA**
- 2009 ALL-ACC FIRST TEAM**
- 2009 SECOND TEAM SI.COM ALL-AMERICAN**
- 2009 THIRD TEAM ASSOCIATED PRESS ALL-AMERICAN**
- 2009 FOURTH TEAM PHIL STEELE ALL-AMERICAN**
- 2008 ALL-ACC ACADEMIC FOOTBALL TEAM**

- ▶ Led the ACC and ranked second nationally with 1.31 passes defended per contest last season
- ▶ Third on the team with 52 tackles in 2009
- ▶ One of 12 Jim Thorpe Award Semifinalists in 2009

ALREADY IN 2010 (JUNIOR)

- ▶ Made his 23 career start and tallied six tackles - four solo, two assisted against Clemson
- ▶ Had seven total tackles (six solo) and played well in coverage at OSU
- ▶ Had three tackles in road win at Pitt
- ▶ Ranks fourth on the team with 14 tackles (10 solo)

2009 (SOPHOMORE)

- ▶ Led the ACC and ranked second nationally in averaging 1.31 passes defended per contest
- ▶ Tied for second nationally with 15 pass break-ups and third in passes defended (17)
- ▶ Named All-ACC First Team by the Atlantic Coast Sports Media Association, ESPN.com, Rivals.com and Phil Steele
- ▶ Named one of 12 national semifinalists for the Jim Thorpe Award
- ▶ Ranked third on UM's defense with 52 total tackles
- ▶ One of two 'Cane defenders (along with Randy Phillips) with two interceptions on the year

- ▶ Had 6.0 tackles for a loss this season, including a sack and a forced fumble in win over Oklahoma
- ▶ One of three 'Canes with two forced fumbles
- ▶ Selected ACC Defensive Back of the Week after tallying a game- and career-high nine tackles (three solo) in addition to breaking up two passes - including one in the end zone with nine seconds remaining - in win at Florida State
- ▶ Had a career-high five pass break-ups and an interception against Florida A&M
- ▶ Recorded his second interception of the season in the regular season finale at USF.

BRANDON HARRIS' CAREER STATISTICS

Year	GP/GS	TACKLES				TFL	QBP	Sacks	FUMBLES			Int
		TT	UT	AT					FF	FR	PBU	
2008	13/6	30	22	8	2-11	0	1-7	0	0-0	3	1-25	
2009	13/13	58	40	18	6-12	0	1-5	3	0-0	15	2-10	
2010	4/4	20	14	6	1-4	0	0-0	0	0-0	2	0-0	
Totals	30/23	108	76	32	9-27	0	2-12	3	0-0	20	3-35	

KICK RETURNS

Year	GP/GS	No	Yards	Avg.	TD	LG
2008	13/6	13	274	21.1	0	41
2009	13/13	2	63	31.5	0	37
Totals	26/19	15	337	24.5	0	41

BRANDON HARRIS' CAREER HIGHS

Total tackles..... 9 (at Florida State 2009)
Solo..... 6, twice (at Wake Forest 2009, at Ohio State 2010)
Assists..... 6 (at Florida State 2009)
Interceptions..... 1, three times (at NC State 2008, vs. FAMU, at USF 2009)



U

12

JACORY HARRIS

Quarterback
6-4, 200, Junior-2L
Miami, Fla.
Northwestern HS



2010 DAVEY O'BRIEN AWARD CANDIDATE
2010 MANNING AWARD CANDIDATE
2010 HEISMAN TROPHY WATCH
2009 SEMIFINALIST FOR THE DAVEY O'BRIEN AWARD

- ▶ Became first UM Quarterback since 2002 to throw for 3,000 yards in a season with 3,352 yards as a sophomore in 2009
- ▶ Ranks in the UM career Top 10 for pass completions, yards, touchdown passes and total offense after two seasons
- ▶ Recognized as ACC Offensive Back of the week four times in 2009
- ▶ Second in the ACC in passing yards with 3,352
- ▶ Threw for over 300 yards in four different games last season
- ▶ Three-time ACC Rookie of the Week honoree in 2008

ALREADY IN 2010 (JUNIOR)

- ▶ Ten of his first 12 completions in the Florida A&M game were for first downs.
 - ▶ With his TD pass to Chase Ford at Ohio State, Harris moved into a tie for seventh place in Miami history with 40 career touchdown passes. With one more TD pass, Harris will tie Ryan Clement (43) for sixth all-time.
 - ▶ Harris ranks fifth in the ACC in passing yards per game (230), passing efficiency (140.4) and total offense (227.7).
 - ▶ For the fifth time in Harris' career, he threw for three TDs in a game against Florida A&M. The last time was against Wake Forest on Oct. 31 last year.
 - ▶ Harris finished 12-of-15 for 210 yards with 3 TD's in one half of action against the Rattlers.
- Threw four touchdowns in a half for the second time in his career in the first half against Clemson. The last time was in the second half against Duke in 2008.

RECAPING 2009 (SOPHOMORE)

- ▶ First QB since Ken Dorsey in 2002 to throw for 3,000 yards in a season and seventh Miami quarterback with 3,000 yards passing in a single season
- ▶ Recognized as the ACC Offensive Back of the Week four times in 2009 – after wins over Florida State, Georgia Tech, Wake Forest and Duke

- ▶ Four 300 yard passing games including three times in the last six games
- ▶ Completed 242 of 406 passes for 3,352 yards and 24 touchdowns and had a 59.6 completion percentage
- ▶ Ranked 30th nationally in passing efficiency (140.09) and fifth in the ACC
- ▶ His 3,352 yards were the second-most by an ACC quarterback and he ranked third in the conference in passing avg/game (263.7), fifth in total offense (245.5) and fifth passing efficiency (141.6)
- ▶ In Miami's single season record book, he ranked second in pass completions (242), fourth in passing yards (3,352), sixth in touchdown passes (24) and fifth in total offense (3,133)
- ▶ His career-best 28 pass completions against UNC tied for the 10th-most in a single-game while his 386 passing yards against Florida State were the 10th most in a single game.

JACORY HARRIS' CAREER STATISTICS

Year	G/S	PASSING				RUSHING					
		Att-Com-Int	Pct.	Yards	TD	LG	Att	Yards	Avg.	TD	LG
2008	13/2	194-118-7	60.8	1195	12	41	45	101	2.2	2	30
2009	13/13	406-242-17	59.6	3352	24	69	48	-219	-4.6	1	26
2010	4/4	119-68-8	57.1	895	10	65	15	-19	-1.3	0	17
Totals	29/18	719-428-32	59.5	5442	46	69	108	-137	-1.3	3	30

JACORY HARRIS' CAREER HIGHS

Attempts.....	50 (at North Carolina 2009)
Completions.....	28 (at North Carolina 2009)
Yards Passing.....	386 (at Florida State 2009)
Touchdown Passes.....	4 (at Duke 2008)
Interceptions.....	4 (at North Carolina 2009)
Rushes.....	10 (at Duke 2008)
Rushing Yards.....	53 (at Duke 2008)
Long Rush.....	30 (vs. Charleston Southern 2008)




U

44

COLIN McCARTHY

Linebacker
6-2, 240, Senior-3L
Birdsboro, Pa.
Clearwater (Fla.)
Central Catholic HS



2010 BUTKUS AWARD CANDIDATE
2009 ALL-ACC SECOND TEAM

- ▶ Second on the team with 95 tackles in 2009
- ▶ Also second on the team with 10.5 tackles for loss, and 53 unassisted tackles
- ▶ Recorded 8.6 tackles per game in league play, third best in the ACC
- ▶ Tied a career high with 13 tackles at both Virginia Tech and North Carolina in 2009

ALREADY IN 2010 (SENIOR)

- ▶ Leads the team with 41 career starts.
- ▶ Made his first career start at linebacker against FAMU in the season-opener.
- ▶ Ranks second on the defense in total tackles (21) and first in assisted tackles (15).
- ▶ Second on the team with 7.5 tackles at Ohio State; Also led the 'Canes with 2.5 tackles for a loss against the Buckeyes.

RECAPPING 2009 (JUNIOR)

- ▶ Ranked second on UM's defense in total tackles (95) and unassisted tackles (53)
- ▶ Also ranked second among all Hurricane defenders with 10.5 tackles for a loss
- ▶ Ranked third among all ACC defenders with a 8.6 tackle per game average in league play
- ▶ Named to the All-ACC Second Team by the Atlantic Coast Sports Media Association and after ranking 10th in the league with a 7.2 tackle per game average overall
- ▶ Also named to Third Team All-ACC by Phil Steele
- ▶ Recorded double-digit tackles on four occasions, including a career-high tying 13 at Virginia Tech and at North Carolina
- ▶ Also recorded 11 stops in back-to-back weeks versus Clemson and at Wake Forest

- ▶ Recorded his second career interception in win over UCF in Orlando
- ▶ Played in all 13 games and started 10
- ▶ Was awarded the Training Room Comeback Player of the Year (along with TE Dedrick Epps) at the team's annual awards banquet on Dec. 6
- ▶ Recorded his only sack of the season in the regular season finale at USF
- ▶ Tallied a season-high nine solo stops at UNC
- ▶ Forced a fumble and had a season-high 2.5 tackles for a loss against Clemson
- ▶ Led the team with 42 assisted stops

COLIN McCARTHY'S CAREER STATISTICS

Year	GP/GS	TACKLES					Sacks	FUMBLES			
		TT	UT	AT	TFL	QBH		FF	FR	PBU	Int
2006	9/0	2	1	1	0-0	0	0-0	0	0-0	0	0-0
2007	11/10	74	50	24	12.0-44	3	2-11	1	1-27	3	1-30
2008	4/4	18	10	8	1.0-6	0	0.5-5	1	0-0	0	0-0
2009	13/10	95	53	41	10.5-30	2	1-12	1	0-0	1	1-9
2010	4/4	27	8	19	3.0-15	0	0.5-9	0	1-0	0	0-0
Totals	40/27	216	122	93	26.5-95	5	4.0-37	3	2-27	4	2-39

Additional statistics: 1 blocked punt in 2006

COLIN McCARTHY'S CAREER HIGHS

Total tackles 13 (at Virginia Tech, at North Carolina 2009)
Solo 9 (at North Carolina 2009)
Assists 9 (at Virginia Tech 2009)



U

31

SEAN SPENCE

Linebacker
6-0, 220, Junior-2L
Miami, Fla.
Northwestern HS

**2010 BUTKUS AWARD CANDIDATE
2008 ACC DEFENSIVE ROOKIE OF THE YEAR**

ALREADY IN 2010 (JUNIOR):

- ▶ Leads the UM defense in total tackles (38), solo stops (20) and tackles for a loss (8.0).
- ▶ Recorded a game-high nine tackles in win over Pitt. Also had 1.5 sacks and 2.5 tackles for a loss against the Panthers.
- ▶ Led the 'Canes with a career-high 11 tackles at Ohio State
- ▶ Recorded one pass break-up in each of Miami's first two games.
- ▶ Picked up four tackles in win over Florida A&M, which included 2.0 tackles for loss
- Recorded a career high 14 tackles against Clemson as well as a forced fumble

RECAPPING 2009 (SOPHOMORE):

- ▶ Missed three games late in the season with an injury
- ▶ Despite playing in only 10 games on defense, ranked fifth on the team with 6.5 tackles for a loss
- ▶ Recorded 36 total tackles (19 solo, 17 assists) on the year
- ▶ Tallied a team-high 10 total tackles (five solo, five assists) in win over then-No. 8 Oklahoma
- ▶ All three of his sacks came on the road in the state of Florida
- ▶ Had seven total tackles, two sacks and a pass break up against UCF in Orlando
- ▶ Averaged 7.3 tackles per game in the four games prior to suffering an injury versus Clemson (at Virginia Tech – 8; vs. Oklahoma – 10; vs. Florida A&M – 4; at UCF

– 7).

SEAN SPENCE'S CAREER STATISTICS

Year	GP/GS	TACKLES				QBH	Sacks	FUMBLES			Int
		TT	UT	AT	TFL			FF	FR	PBU	
2008	13/9	65	38	27	9.5-31	6	2-15	1	0-0	3	1-7
2009	10/7	36	19	17	6.5-33	1	3-28	0	0-0	1	0-0
2010	4/4	38	20	18	8.0-33	0	1.5-18	0	0-0	2	0-0
Totals	27/20	139	77	62	24.0-97	7	6.5-61	1	0-0	6	1-7

SEAN SPENCE'S CAREER HIGHS

Total tackles..... 14 (at Clemson 2010)
Solo 7 (vs. Florida State 2008)
Assists..... 9 (at Clemson 2010)

2010 Miami Hurricanes Football
Miami (Fla.) Overall Team Statistics (as of Oct 06, 2010)
All games

Team Statistics	UM	OPP
SCORING	130	60
Points Per Game	32.5	15.0
FIRST DOWNS	81	55
Rushing	31	27
Passing	47	24
Penalty	3	4
RUSHING YARDAGE	546	523
Yards gained rushing	676	714
Yards lost rushing	130	191
Rushing Attempts	142	164
Average Per Rush	3.8	3.2
Average Per Game	136.5	130.8
TDs Rushing	4	5
PASSING YARDAGE	935	544
Comp-Att-Int	75-130-9	44-96-6
Average Per Pass	7.2	5.7
Average Per Catch	12.5	12.4
Average Per Game	233.8	136.0
TDs Passing	10	1
TOTAL OFFENSE	1481	1067
Total Plays	272	260
Average Per Play	5.4	4.1
Average Per Game	370.2	266.8
KICK RETURNS: #-Yards	10-252	21-482
PUNT RETURNS: #-Yards	11-115	9-97
INT RETURNS: #-Yards	6-117	9-148
KICK RETURN AVERAGE	25.2	23.0
PUNT RETURN AVERAGE	10.5	10.8
INT RETURN AVERAGE	19.5	16.4
FUMBLES-LOST	4-0	6-4
PENALTIES-Yards	35-287	22-169
Average Per Game	71.8	42.2
PUNTS-Yards	18-828	26-1122
Average Per Punt	46.0	43.2
Net punt average	38.4	38.7
TIME OF POSSESSION/Game	27:40	32:20
3RD-DOWN Conversions	23/55	21/64
3rd-Down Pct	42%	33%
4TH-DOWN Conversions	1/4	1/3
4th-Down Pct	25%	33%
SACKS BY-Yards	17-121	7-64
MISC YARDS	0	0
TOUCHDOWNS SCORED	17	6
FIELD GOALS-ATTEMPTS	4-6	6-10
ON-SIDE KICKS	0-0	0-0
RED-ZONE SCORES	(14-18) 78%	(10-16) 63%
RED-ZONE TOUCHDOWNS	(11-18) 61%	(5-16) 31%
PAT-ATTEMPTS	(16-17) 94%	(6-6) 100%
ATTENDANCE	53674	245069
Games/Avg Per Game	1/53674	3/81690
Neutral Site Games		0/0

Score by Quarters	1st	2nd	3rd	4th	OT	Total
Miami (Fla.)	35	54	14	27	0	130
Opponents	10	30	17	3	0	60

2010 Miami Hurricanes Football
Miami (Fla.) Overall Individual Statistics (as of Oct 06, 2010)
All games

<u>Rushing</u>	<u>gp</u>	<u>att</u>	<u>gain</u>	<u>loss</u>	<u>net</u>	<u>avg</u>	<u>td</u>	<u>lg</u>	<u>avg/g</u>
Damien Berry	4	67	346	19	327	4.9	1	42	81.8
Lamar Miller	4	29	158	1	157	5.4	2	21	39.2
Mike James	4	15	80	3	77	5.1	1	15	19.2
Eduardo Clements	4	6	24	1	23	3.8	0	11	5.8
Graig Cooper	1	2	11	0	11	5.5	0	8	11.0
Spencer Whipple	4	1	0	0	0	0.0	0	0	0.0
Alonzo Highsmith	2	2	8	9	-1	-0.5	0	8	-0.5
Kendal Thompkins	4	1	0	6	-6	-6.0	0	0	-1.5
Jacory Harris	4	15	49	68	-19	-1.3	0	17	-4.8
TEAM	4	4	0	23	-23	-5.8	0	0	-5.8
Total	4	142	676	130	546	3.8	4	42	136.5
Opponents	4	164	714	191	523	3.2	5	71	130.8

<u>Passing</u>	<u>gp</u>	<u>effic</u>	<u>comp-att-int</u>	<u>pct</u>	<u>yds</u>	<u>td</u>	<u>lg</u>	<u>avg/g</u>
Jacory Harris	4	134.61	68-119-8	57.1	895	10	65	223.8
Alonzo Highsmith	2	50.17	4-7-1	57.1	18	0	11	9.0
Spencer Whipple	4	121.20	3-4-0	75.0	22	0	9	5.5
Total	4	129.65	75-130-9	57.7	935	10	65	233.8
Opponents	4	84.37	44-96-6	45.8	544	1	62	136.0

<u>Receiving</u>	<u>gp</u>	<u>no.</u>	<u>yds</u>	<u>avg</u>	<u>td</u>	<u>lg</u>	<u>avg/g</u>
Leonard Hankerson	4	23	388	16.9	6	65	97.0
LaRon Byrd	4	12	118	9.8	0	17	29.5
Travis Benjamin	4	11	165	15.0	1	39	41.2
Aldarius Johnson	4	6	77	12.8	0	17	19.2
Damien Berry	4	6	74	12.3	1	32	18.5
Mike James	4	4	36	9.0	1	18	9.0
Richard Gordon	3	3	16	5.3	0	11	5.3
Lamar Miller	4	2	16	8.0	0	8	4.0
Graig Cooper	1	2	13	6.5	0	11	13.0
Chase Ford	4	2	13	6.5	1	9	3.2
Eduardo Clements	4	1	9	9.0	0	9	2.2
Kendal Thompkins	4	1	5	5.0	0	8	1.2
Pat Hill	3	1	5	5.0	0	5	1.7
Cory White	1	1	0	0.0	0	0	0.0
Total	4	75	935	12.5	10	65	233.8
Opponents	4	44	544	12.4	1	62	136.0

<u>Punt Returns</u>	<u>no.</u>	<u>yds</u>	<u>avg</u>	<u>td</u>	<u>lg</u>
Travis Benjamin	8	99	12.4	1	79
Lamar Miller	3	16	5.3	0	15
Total	11	115	10.5	1	79
Opponents	9	97	10.8	0	29

<u>Interceptions</u>	<u>no.</u>	<u>yds</u>	<u>avg</u>	<u>td</u>	<u>lg</u>
Ray-Ray Armstrong	2	41	20.5	1	22
Ryan Hill	2	2	1.0	0	2
DeMarcus Van Dyke	1	74	74.0	0	74
Marcus Forston	1	0	0.0	0	0
Total	6	117	19.5	1	74
Opponents	9	148	16.4	0	80

<u>Kick Returns</u>	<u>no.</u>	<u>yds</u>	<u>avg</u>	<u>td</u>	<u>lg</u>
Lamar Miller	5	167	33.4	1	88
Storm Johnson	2	36	18.0	0	24
Eduardo Clements	2	38	19.0	0	24
Aldarius Johnson	1	11	11.0	0	11
Total	10	252	25.2	1	88
Opponents	21	482	23.0	0	50

<u>Fumble Returns</u>	<u>no.</u>	<u>yds</u>	<u>avg</u>	<u>td</u>	<u>lg</u>
Total	0	0	0.0	0	0
Opponents	0	0	0.0	0	0

2010 Miami Hurricanes Football
Miami (Fla.) Overall Individual Statistics (as of Oct 06, 2010)
All games

Scoring	td	fg	PAT				dpx	saf	pts
			kick	rush	rcv	pass			
Leonard Hankerson	6	-	-	-	-	-	-	-	36
Matt Boshier	-	4-6	16-17	-	-	-	-	-	28
Lamar Miller	3	-	-	-	-	-	-	-	18
Mike James	2	-	-	-	-	-	-	-	12
Travis Benjamin	2	-	-	-	-	-	-	-	12
Damien Berry	2	-	-	-	-	-	-	-	12
Chase Ford	1	-	-	-	-	-	-	-	6
Ray-Ray Armstrong	1	-	-	-	-	-	-	-	6
Total	17	4-6	16-17	-	-	-	-	-	130
Opponents	6	6-10	6-6	-	-	-	-	-	60

Total Offense	g	plays	rush	pass	total	avg/g
Jacory Harris	4	134	-19	895	876	219.0
Damien Berry	4	67	327	0	327	81.8
Lamar Miller	4	29	157	0	157	39.2
Mike James	4	15	77	0	77	19.2
Eduardo Clements	4	6	23	0	23	5.8
Spencer Whipple	4	5	0	22	22	5.5
Alonzo Highsmith	2	9	-1	18	17	8.5
Graig Cooper	1	2	11	0	11	11.0
Kendal Thompkins	4	1	-6	0	-6	-1.5
TEAM	4	4	-23	0	-23	-5.8
Total	4	272	546	935	1481	370.2
Opponents	4	260	523	544	1067	266.8

Field Goals	fg	pct.	01-19	20-29	30-39	40-49	50-99	lg	blk
Matt Boshier	4-6	66.7	0-0	3-3	0-1	0-1	1-1	51	1

FG Sequence	Miami (Fla.)	Opponents
Florida A&M	(24)	50,50
Ohio State	(51),46,39	(24),(41),(21),(24),(24),32
PITT	(28)	52,(27)
Clemson	(29)	-

Punting	no.	yds	avg	lg	tb	fc	i20	50+	blk
Matt Boshier	18	828	46.0	61	2	4	4	8	0
Total	18	828	46.0	61	2	4	4	8	0
Opponents	26	1122	43.2	59	0	4	9	7	0

Kickoffs	no.	yds	avg	tb	ob	retn	net	ydln
Matt Boshier	25	1625	65.0	4	0			
Total	25	1625	65.0	4	0	23.0	42.5	27
Opponents	15	838	55.9	1	1	25.2	37.7	32

Numbers in (parentheses) indicate field goal was made.

2010 Miami Hurricanes Football
Miami (Fla.) Overall Individual Statistics (as of Oct 06, 2010)
All games

<u>All Purpose</u>	<u>g</u>	<u>rush</u>	<u>rcv</u>	<u>pr</u>	<u>kr</u>	<u>ir</u>	<u>total</u>	<u>avg/g</u>
Damien Berry	4	327	74	0	0	0	401	100.2
Leonard Hanker	4	0	388	0	0	0	388	97.0
Lamar Miller	4	157	16	16	167	0	356	89.0
Travis Benjamin	4	0	165	99	0	0	264	66.0
LaRon Byrd	4	0	118	0	0	0	118	29.5
Mike James	4	77	36	0	0	0	113	28.2
Aldarius Johnso	4	0	77	0	11	0	88	22.0
DeMarcus Van	4	0	0	0	0	74	74	18.5
Eduardo Clemen	4	23	9	0	38	0	70	17.5
Ray-Ray Armstr	4	0	0	0	0	41	41	10.2
Storm Johnson	2	0	0	0	36	0	36	18.0
Graig Cooper	1	11	13	0	0	0	24	24.0
Richard Gordon	3	0	16	0	0	0	16	5.3
Chase Ford	4	0	13	0	0	0	13	3.2
Pat Hill	3	0	5	0	0	0	5	1.7
Ryan Hill	4	0	0	0	0	2	2	0.5
Kendal Thompki	4	-6	5	0	0	0	-1	-0.2
Alonzo Highsmi	2	-1	0	0	0	0	-1	-0.5
Jacory Harris	4	-19	0	0	0	0	-19	-4.8
TEAM	4	-23	0	0	0	0	-23	-5.8
Total	4	546	935	115	252	117	1965	491.2
Opponents	4	523	544	97	482	148	1794	448.5

2010 Miami Hurricanes Football
Miami (Fla.) Overall Defensive Statistics (as of Oct 06, 2010)
All games

##	Defensive Leaders	gp	Tackles				tfl/yds	Sacks no-yds	Pass defense			Fumbles		blkd	
			ua	a	tot				int-yds	brup	qbh	rcv-yds	ff	kick	saf
31	Sean Spence	4	19	18	37	7.0-29	1.5-18	.	2
44	Colin McCarthy	4	9	19	28	4.0-17	1.5-11	.	1	.	1-0
26	Ray-Ray Armstrong	4	11	11	22	.	.	2-41	1
1	Brandon Harris	4	15	6	21	2.0-8	.	.	2	.	.	.	1	.	.
35	Olivier Vernon	4	13	6	19	6.0-42	4.0-37	.	.	1
45	Ramon Buchanan	4	13	5	18	1.0-4	1	.	.
57	Allen Bailey	4	10	7	17	3.0-9	1.0-4	.	1
7	Vaughn Telemaque	4	10	6	16	1-0
13	Ryan Hill	4	7	4	11	1.5-4	.	2-2	1
97	Adewale Ojomo	4	5	5	10	3.5-14	2.0-11	.	.	1
99	Marcus Forston	4	3	7	10	4.0-6	1.5-2	1-0	1	1
36	Kylan Robinson	4	6	3	9	1.0-1	1-0
8	DeMarcus Van Dyke	4	7	1	8	.	.	1-74	1	.	1-0	1	.	.	.
21	Brandon McGee	3	5	2	7	.	.	.	1
56	Marcus Robinson	3	3	4	7	2.0-14	0.5-7	.	1	2
29	JoJo Nicolas	4	1	5	6
48	Andrew Smith	3	4	1	5	4.0-21	3.0-18	.	.	1	.	.	1	.	.
92	Josh Holmes	4	2	2	4	2.0-10	1.0-7
22	Kacy Rodgers	2	1	2	3
23	Eduardo Clements	4	3	.	3
54	Micanor Regis	3	1	2	3	1.0-6	1.0-6	.	.	1
80	Allen Hurns	3	2	1	3
25	Matt Boshier	4	2	.	2
72	Brandon Washington	4	2	.	2
63	Tyler Horn	3	1	.	1
93	Luther Robinson	2	1	.	1
32	Lee Chambers	3	1	.	1
20	Damien Berry	4	1	.	1
37	Jared Campbell	1	.	1	1
96	Curtis Porter	1	.	1	1
85	Leonard Hankerson	4	1	.	1
59	James Gaines	3	.	1	1
58	Jordan Futch	3	1	.	1
24	Storm Johnson	2	.	1	1
38	Cory Nelms	4	.	1	1	.	.	.	1
3	Travis Benjamin	4	1	.	1
51	Shayon Green	2	1	.	1
Total		4	162	122	284	42-185	17-121	6-117	13	7	4-0	4	.	.	.
Opponents		4	160	92	252	22-119	7-64	9-148	18	13	.	2	2	.	.

2010 Miami Hurricanes Football
Miami (Fla.) Team Game-by-Game (as of Oct 06, 2010)
All games

TEAM STATISTICS

Date	Opponent	Rushing				Receiving				Passing				Kick Returns				Punt Returns				tot off
		no.	yds	td	lg	no.	yds	td	lg	cmp-att-int	yds	td	lg	no.	yds	td	lg	no.	yds	td	lg	
Sep 02	FLORIDA A&M	36	155	2	25	19	250	3	40	19-26-1	250	3	40	1	34	0	34	3	32	0	16	405
Sep 11	at Ohio State	28	120	0	42	22	232	1	25	22-39-4	232	1	25	4	125	1	88	1	79	1	79	352
9/23/10	at PITT	35	100	2	27	21	248	2	39	21-32-2	248	2	39	1	17	0	17	3	3	0	2	348
Oct 02	at Clemson	43	171	0	33	13	205	4	65	13-33-2	205	4	65	4	76	0	24	4	1	0	3	376
Miami (Fla.)		142	546	4	42	75	935	10	65	75-130-9	935	10	65	10	252	1	88	11	115	1	79	1481
		164	523	5	71	44	544	1	62	44-96-6	544	1	62	21	482	0	50	9	97	0	29	1067

Games played: 4
 Avg per rush: 3.8
 Avg per catch: 12.5
 Pass efficiency: 129.65
 Kick ret avg: 25.2
 Punt ret avg: 10.5
 All purpose avg/game: 491.2
 Total offense avg/gm: 370.2

Date	Opponent	Tackles				Sacks no-yds	Fumble		Pass Defense			Blkd kick	PAT Attempts				saf	pts
		ua	a	total	tfl-yds		ff	fr-yds	int-yds	qbh	brup		kick	rush	rcv			
Sep 02	FLORIDA A&M	39	18	57	14.0-80	8.0-62	0	0-0	1-22	1	3	0	6-6	0	0	0	0	45
Sep 11	at Ohio State	44	36	80	11.0-29	1.0-6	0	0-0	0-0	0	4	0	3-3	0	0	0	0	24
9/23/10	at PITT	40	30	70	9.0-53	5.0-45	0	1-0	2-74	3	0	0	4-4	0	0	0	0	31
Oct 02	at Clemson	39	38	77	8.0-23	3.0-8	4	3-0	3-21	3	6	0	3-4	0	0	0	0	30
Miami (Fla.)		162	122	284	42.0-185	17.0-121	4	4-0	6-117	7	13	0	16-17	0	0	0	0	130
		160	92	252	22.0-119	7.0-64	2	0-0	9-148	13	18	2	6-6	0	0	0	0	60

Date	Opponent	Punting							Field Goals			Kickoffs						
		no.	yds	avg	long	blkd	tb	fc	50+	i20	md-att	long	blkd	no.	yds	avg	tb	ob
Sep 02	FLORIDA A&M	0	0	0.0	0	0	0	0	0	0	1-1	24	0	8	546	68.2	1	0
Sep 11	at Ohio State	2	98	49.0	58	0	0	0	1	1	1-3	51	1	5	314	62.8	1	0
9/23/10	at PITT	6	267	44.5	60	0	0	0	2	1	1-1	28	0	6	385	64.2	0	0
Oct 02	at Clemson	10	463	46.3	61	0	2	4	5	2	1-1	29	0	6	380	63.3	2	0
Miami (Fla.)		18	828	46.0	61	0	2	4	8	4	4-6	51	1	25	1625	65.0	4	0
		26	1122	43.2	59	0	0	4	7	9	6-10	41	0	15	838	55.9	1	1

2010 Miami Hurricanes Football
Miami (Fla.) Opponent Game-by-Game (as of Oct 06, 2010)
All games

OPPONENT STATISTICS

Date	Opponent	Rushing				Receiving				Passing				Kick Returns				Punt Returns				tot off
		no.	yds	td	lg	no.	yds	td	lg	cmp-att-int	yds	td	lg	no.	yds	td	lg	no.	yds	td	lg	
Sep 02	FLORIDA A&M	39	52	0	12	5	58	0	28	5-11-1	58	0	28	7	119	0	21	0	0	0	0	110
Sep 11	at Ohio State	49	181	2	26	12	233	1	62	12-28-0	233	1	62	4	152	0	47	2	16	0	9	414
9/23/10	at PITT	36	128	0	42	13	104	0	33	13-24-2	104	0	33	6	116	0	26	4	37	0	29	232
Oct 02	at Clemson	40	162	3	71	14	149	0	23	14-33-3	149	0	23	4	95	0	50	3	44	0	16	311
Opponents		164	523	5	71	44	544	1	62	44-96-6	544	1	62	21	482	0	50	9	97	0	29	1067
		142	546	4	42	75	935	10	65	75-130-9	935	10	65	10	252	1	88	11	115	1	79	1481

Games played: 4
 Avg per rush: 3.2
 Avg per catch: 12.4
 Pass efficiency: 84.37
 Kick ret avg: 23.0
 Punt ret avg: 10.8
 All purpose avg/game: 448.5
 Total offense avg/gm: 266.8

Date	Opponent	Tackles				Sacks no-yds	Fumble		Pass Defense			Blkd kick	PAT Attempts								
		ua	a	total	tfl-yds		ff	fr-yds	int-yds	qbh	brup		kick	rush	rcv	saf	pts				
Sep 02	FLORIDA A&M	43	18	61	5.0-36	1.0-9	1	0-0	1-24	0	2	0	0-0	0	0	0	0	0	0	0	0
Sep 11	at Ohio State	38	20	58	5.0-27	2.0-18	0	0-0	4-124	0	6	1	3-3	0	0	0	0	0	0	0	36
9/23/10	at PITT	42	14	56	3.0-20	2.0-17	0	0-0	2-0	6	5	0	0-0	0	0	0	0	0	0	0	3
Oct 02	at Clemson	37	40	77	9.0-36	2.0-20	1	0-0	2-0	7	5	1	3-3	0	0	0	0	0	0	0	21
Opponents		160	92	252	22.0-119	7.0-64	2	0-0	9-148	13	18	2	6-6	0	0	0	0	0	0	0	60
		162	122	284	42.0-185	17.0-121	4	4-0	6-117	7	13	0	16-17	0	0	0	0	0	0	0	130

Date	Opponent	Punting							Field Goals			Kickoffs						
		no.	yds	avg	long	blkd	tb	fc	50+	i20	md-att	long	blkd	no.	yds	avg	tb	ob
Sep 02	FLORIDA A&M	7	283	40.4	48	0	0	0	0	2	0-2	0	0	1	67	67.0	0	0
Sep 11	at Ohio State	4	152	38.0	46	0	0	2	0	2	5-6	41	0	8	381	47.6	0	1
9/23/10	at PITT	8	364	45.5	59	0	0	1	4	2	1-2	27	0	2	140	70.0	1	0
Oct 02	at Clemson	7	323	46.1	57	0	0	1	3	3	0-0	0	0	4	250	62.5	0	0
Opponents		26	1122	43.2	59	0	0	4	7	9	6-10	41	0	15	838	55.9	1	1
		18	828	46.0	61	0	2	4	8	4	4-6	51	1	25	1625	65.0	4	0

2010 STARTING LINEUPS

OFFENSE	Florida A&M	Ohio State	Pittsburgh	Clemson	Florida State	Duke	North Carolina	Virginia	Maryland	Georgia Tech	Virginia Tech	USF
WR	Benjamin	Benjamin	Benjamin	Benjamin								
LT	Franklin	Franklin	Franklin	Franklin								
LG	Gunn	Gunn	Gunn	Gunn								
C	HORN	Horn	Horn	Horn								
RG	WASHINGTON	Washington	Washington	Washington								
RT	JONES	FIGUEROA	Figueroa	HENDERSON								
TE	Gordon	Gordon	Gordon	Gordon								
TE		FORD										
WR	Hankerson	Hankerson	Hankerson	Hankerson								
WR	A. Johnson		A. Johnson									
QB	Jacory Harris	Jacory Harris	Jacory Harris	Jacory Harris								
RB	BERRY	Berry	Berry	Berry								
FB				P. Hill								
DEFENSE	Florida A&M	Ohio State	Pittsburgh	Clemson	Florida State	Duke	North Carolina	Virginia	Maryland	Georgia Tech	Virginia Tech	USF
LE	Bailey	Bailey	Bailey	Bailey								
LDT	Holmes	Holmes	Holmes	Holmes								
RDT	Forston	Forston	REGIS	Regis								
RE	Vernon	Vernon	Vernon	Vernon								
SLB	Spence	SPENCE	Spence	Spence								
MLB	MCCARTHY	McCarthy	McCarthy	McCarthy								
WLB		Robinson	Buchanan	Buchanan								
LCB	Van Dyke	B. Harris	B. Harris	B. Harris								
RCB	MCGEE	Van Dyke	R. Hill	R. Hill								
FS	Telemaque	Telemaque	Telemaque	Telemaque								
SS	Armstrong	Armstrong	Nicolas	Armstrong								
Nickel	B. Harris											
SPECIALISTS	Florida A&M	Ohio State	Pittsburgh	Clemson	Florida State	Duke	North Carolina	Virginia	Maryland	Georgia Tech	Virginia Tech	USF
P	Bosher	Bosher	Bosher	Bosher								
KO	Bosher	Bosher	Bosher	Bosher								
PK	Bosher	Bosher	Bosher	Bosher								
PR	Benjamin	Benjamin	Benjamin/Miller	Benjamin								
KOR	Miller	Miller	Miller	Miller								
	Harris	Clements	Clements	Clements								
LS	Ivory	Ivory	Ivory	Ivory								
H	WHIPPLE	Whipple	Whipple	Whipple								

CAPS indicate first career start

2010 CAREER STARTING EXPERIENCE

Offensive Starters	2006	2007	2008	2009	2010	Total
Orlando Franklin, G/T* (Sr.)	-	3	11	13	4	31
Graig Cooper, RB (Sr.)	-	1	11	8	-	20
Leonard Hankerson, WR (Sr.)	-	2	2	12	4	20
Jacory Harris, QB (Jr.)	-	-	2	13	4	19
Joel Figueroa, RG (Sr.)	0	-	5	9	2	16
Travis Benjamin, WR (Jr.)	-	-	5	3	4	12
LaRon Byrd, WR (Jr.)	-	-	3	8	-	11
Aldarius Johnson, WR (Jr.)	-	-	8	1	2	11
Harland Gunn, RG (Jr.)	-	-	-	5	4	9
Richard Gordon, TE (Sr.)	0	-	3	1	4	8
Mike James, FB (Soph.)	-	-	-	7	-	7
Brandon Washington, OG (Soph.)	-	-	-	2	4	6
Patrick Hill, FB (Sr.)	-	-	4	-	1	5
Tyler Horn, C (Jr.)	-	-	-	-	4	4
Damien Berry, RB (Sr.)	-	-	-	-	4	4
Chase Ford, TE (Jr.)	-	-	-	-	-	1
Seantrel Henderson, RT (Fr.)	-	-	-	-	-	1
Davon Johnson, WR (Soph.)	-	-	1	-	-	1
Ben Jones, OT (Soph.)	-	-	-	-	1	1

*Lined up at TE against Clemson in 2009

Defensive Starters	2006	2007	2008	2009	2010	Total
Colin McCarthy, LB (Sr.)	0	10	4	10	4	28
Brandon Harris, CB (Jr.)	-	-	6	13	4	23
Sean Spence, LB (Jr.)	-	-	9	7	4	20
DeMarcus Van Dyke, CB (Sr.)	-	8	2	8	1	19
Allen Bailey, LE/LT/RE (Sr.)	-	-	4	10	4	18
Vaughn Telemaque, FS (Soph.)	-	-	-	11	4	15
Josh Holmes, LDT/RDT (Sr.)	0	-	-	8	4	12
Marcus Robinson, RE (Jr.)	-	-	5	6	-	11
JoJo Nicolas, S (R-Jr.)	-	-	7	-	1	8
Ryan Hill, S/CB (Sr.)	1	-	5	-	2	8
Andrew Smith, RE (Jr.)	-	-	-	7	-	7
Jared Campbell, SS (Sr.)	-	-	-	6	-	6
Olivier Vernon, RE (Soph.)	-	-	-	1	4	5
Marcus Forston, DT (Soph.)	-	-	1	1	2	4
Ray-Ray Armstrong, FS (Soph.)	-	-	-	1	3	4
Ramon Buchanan, LB (Jr.)	-	-	-	2	3	4
Adewale Ojomo, RE (Jr.)	-	-	3	-	-	3

Micanor Regis, RDT (Jr.)	-	-	-	-	2	2
Jordan Fulch, LB (Jr.)	-	-	-	1	-	1
Brandon McGee, RCB (Soph.)	-	-	-	-	1	1
Kylan Robinson, LB (Sr.)	0	-	-	-	1	1
Special Teams Starters	2006	2007	2008	2009	2010	Total
Matt Bosher, P (Sr.)	0	12	13	13	4	42
Matt Bosher, PK (Sr.)	0	-	13	13	4	30
Chris Ivory, P-LS (Jr.)	-	-	11	13	4	28
Matt Bosher, KO (Sr.)	0	-	13	7	4	24
Ryan Hill, KOR (Sr.)	5	10	13	-	-	18
Travis Benjamin, PR (Jr.)	-	-	8	5	4	17
Mike James, KR (Soph.)	-	-	-	12	1	13
Brandon Harris, KOR (Jr.)	-	-	6	6	-	12
Graig Cooper, PR (Sr.)	-	7	3	1	-	11
Graig Cooper, KR (Sr.)	-	-	-	10	-	10
Lamar Miller, KR (R-Fr.)	-	-	-	-	4	4
Eduardo Clements, KR (Fr.)	-	-	-	-	3	3

2010 PARTICIPATION

GP/GS	Gm/Starts	FAMU	OSU	PITT	CLEM	FSU	DUKE	UNC	UVA	MD	GT	VT	USF
26	Armstrong, R.	4/3	START	START	XXX	START							
57	Bailey, A.	4/4	START	START	START	START							
3	Benjamin, T.	4/4	START	START	START	START							
20	Berry, D.	4/4	START	START	START	START							
25	Bosher, M.	4/-	XXX	XXX	XXX	XXX							
45	Buchanan, R.	4/2	XXX	XXX	START	START							
47	Byrd, L.	4/-	XXX	XXX	XXX	XXX							
94	Cain, K.	2/-	...	XXX	...	XXX							
37	Campbell, J.	1/-	XXX	...							
32	Chambers, L.	3/-	XXX	XXX	...	XXX							
23	Clements, E.	4/-	XXX	XXX	XXX	XXX							
2	Cooper, G.	1/-	XXX							
39	Cornileus, T.	3/-	...	XXX	XXX	XXX							
61	Figueroa, J.	3/2	...	START	START	XXX							
9	Ford, C.	4/1	XXX	START	XXX	XXX							
99	Forston, M.	4/3	START	START	START	XXX							
74	Franklin, O.	3/3	...	START	START	START							
58	Futch, J.	3/-	...	XXX	XXX	XXX							
59	Gaines, J.	3/-	...	XXX	XXX	XXX							
28	Gholston, N.	2/-	XXX	XXX							
84	Gordon, R.	3/3	...	START	START	START							
51	Green, S.	2/-	XXX	XXX							
66	Gunn, H.	3/3	...	START	START	START							
85	Hankerson, L.	4/4	START	START	START	START							
1	Harris, B.	4/4	START	START	START	START							
12	Harris, J.	4/4	START	START	START	START							
77	Henderson, S.	2/1	XXX	START							
11	Highsmith, A.	2/-	XXX	...	XXX	...							
30	Hill, P.	3/1	...	XXX	XXX	START							
13	Hill, R.	4/2	XXX	XXX	START	START							
92	Holmes, J.	4/4	START	START	START	START							
34	Holton, C.J.	3/-	...	XXX	XXX	XXX							
63	Horn, T.	3/3	...	START	START	START							
80	Hurns, A.	3/-	...	XXX	XXX	XXX							
60	Ivory, C.	3/-	...	XXX	XXX	XXX							
5	James, M.	4/-	XXX	XXX	XXX	XXX							
4	Johnson, A.	4/2	START	XXX	START	XXX							
78	Johnson, J.	3/-	...	XXX	XXX	XXX							
24	Johnson, S.	2/-	XXX	XXX							
65	Linder, B.	2/-	XXX	XXX							
44	McCarthy, C.	4/4	START	START	START	START							
21	McGee, B.	3/-	...	XXX	XXX	XXX							
6	Miller, L.	4/-	XXX	XXX	XXX	XXX							
38	Nelms, C.	4/-	XXX	XXX	XXX	XXX							
29	Nicolas, J.	4/1	XXX	XXX	START	XXX							
97	Ojomo, A.	4/-	XXX	XXX	XXX	XXX							
96	Porter, C.	1/-	...	XXX							
54	Regis, M.	3/1	...	XXX	XXX	START							
36	Robinson, K.	4/1	XXX	START	XXX	XXX							
93	Robinson, L.	2/-	XXX	XXX							
56	Robinson, M.	3/-	XXX	XXX	...	XXX							
22	Rodgers, K.	2/-	XXX	...	XXX	...							
48	Smith, A.	3/-	...	XXX	XXX	XXX							
31	Spence, S.	4/4	START	START	START	START							
86	Streeter, T.	1/-	XXX							
7	Telemaque, V.	4/4	START	START	START	START							
83	Thompkins, K.	4/-	XXX	XXX	XXX	XXX							
8	Van Dyke, D.	4/2	START	START	XXX	XXX							
35	Vernon, O.	4/4	START	START	START	START							
72	Washington, B.	4/4	START	START	START	START							
16	Whipple, S.	4/-	XXX	XXX	XXX	XXX							
71	White, C.	1/-	XXX							

2010 GAME-BY GAME STATISTICS

JACORY HARRIS

Game	Cmp	Att	Pct.	Int.	Yds	TD	Lg	Sacked
9/2 Florida A&M	12	15	80.0	0	210	3	40	0
9/11 at Ohio State	22	39	56.4	4	232	1	25	2
9/23 at Pittsburgh	21	32	65.6	2	248	2	39	2
10/2 at Clemson	13	33	39.3	2	205	4	65	2
10/9 Florida State								
10/16 at Duke								
10/23 North Carolina								
10/30 at Virginia								
11/6 Maryland								
11/13 at Georgia Tech								
11/20 Virginia Tech								
11/27 USF								

A.J. HIGHSMITH

Game	Cmp	Att	Pct.	Int.	Yds	TD	Lg	Sacked
9/2 Florida A&M	4	7	57.1	1	18	0	11	1

SPENCER WHIPPLE

Game	Cmp	Att	Pct.	Int.	Yds	TD	Lg	Sacked
9/2 Florida A&M	3	4	75.0	0	22	0	9	0

2010 RUSHING

DAMIEN BERRY

Game	No.	Yds	Avg.	TD	Lg
9/2 Florida A&M	6	45	7.5	0	25
9/11 at Ohio State	16	94	5.9	0	42
9/23 at Pittsburgh	21	87	4.1	1	27
10/2 at Clemson	24	101	4.2	0	33
10/9 Florida State					
10/16 at Duke					
10/23 North Carolina					
10/30 at Virginia					
11/6 Maryland					
11/13 at Georgia Tech					
11/20 Virginia Tech					
11/27 USF					

MIKE JAMES

Game	No.	Yds	Avg.	TD	Lg
9/2 Florida A&M	6	36	6.0	1	13
9/11 at Ohio State	3	10	3.3	0	4
9/23 at Pittsburgh	0	0	0.0	0	0
10/2 at Clemson	6	34	5.2	0	15
10/9 Florida State					
10/16 at Duke					
10/23 North Carolina					
10/30 at Virginia					
11/6 Maryland					
11/13 at Georgia Tech					
11/20 Virginia Tech					
11/27 USF					

LAMAR MILLER

Game	No.	Yds	Avg.	TD	Lg
9/2 Florida A&M	11	65	5.9	1	21
9/11 at Ohio State	3	8	2.7	0	4
9/23 at Pittsburgh	8	31	3.9	1	15
10/2 at Clemson	7	53	7.6	0	14
10/9 Florida State					
10/16 at Duke					
10/23 North Carolina					
10/30 at Virginia					
11/6 Maryland					
11/13 at Georgia Tech					
11/20 Virginia Tech					
11/27 USF					

GRAIG COOPER

Game	No.	Yds	Avg.	TD	Lg
9/2 Florida A&M	2	11	5.5	0	8
9/11 at Ohio State	Did Not Play				
9/23 at Pittsburgh	Did Not Play				
10/2 at Clemson	Did Not Play				
10/9 Florida State					
10/16 at Duke					
10/23 North Carolina					
10/30 at Virginia					
11/6 Maryland					
11/13 at Georgia Tech					
11/20 Virginia Tech					
11/27 USF					

EDUARDO CLEMENTS

Game	No.	Yds	Avg.	TD	Lg
9/2 Florida A&M	6	23	3.8	0	11
9/11 at Ohio State	0	0	0.0	0	0
9/23 at Pittsburgh	0	0	0.0	0	0
10/2 at Clemson					
10/9 Florida State					
10/16 at Duke					
10/23 North Carolina					
10/30 at Virginia					
11/6 Maryland					
11/13 at Georgia Tech					
11/20 Virginia Tech					
11/27 USF					

JACORY HARRIS

Game	No.	Yds	Avg.	TD	Lg
9/2 Florida A&M	2	-3	-1.5	0	1
9/11 at Ohio State	5	8	1.6	0	16
9/23 at Pittsburgh	4	-12	-3.0	0	5
10/2 at Clemson	4	-12	-3.0	0	17
10/9 Florida State					
10/16 at Duke					
10/23 North Carolina					
10/30 at Virginia					
11/6 Maryland					
11/13 at Georgia Tech					
11/20 Virginia Tech					
11/27 USF					

ALONZO HIGHSMITH

Game	No.	Yds	Avg.	TD	Lg
9/2 Florida A&M	2	-1	-0.5	0	8
9/11 at Ohio State	Did Not Play				

SPENCER WHIPPLE

Game	No.	Yds	Avg.	TD	Lg
9/2 Florida A&M	0	0	0.0	0	0
9/11 at Ohio State	1	0	0.0	0	0

KENDAL THOMPkins

Game	No.	Yds	Avg.	TD	Lg
9/23 at Pittsburgh	1	-6	-6.0	0	0

2010 GAME-BY GAME STATISTICS - RECEIVING

LEONARD HANKERSON

Game	No.	Yds	APC	TD	Lg
9/2 Florida A&M	6	115	19.2	2	40
9/11 at Ohio State	3	8	2.7	0	4
9/23 at Pittsburgh	3	36	12.0	1	19
10/2 at Clemson	7	147	21.0	3	65
10/9 Florida State					
10/16 at Duke					
10/23 North Carolina					
10/30 at Virginia					
11/6 Maryland					
11/13 at Georgia Tech					
11/20 Virginia Tech					
11/27 USF					

TRAVIS BENJAMIN

Game	No.	Yds	Avg.	TD	Lg
9/2 Florida A&M	1	11	11.0	0	11
9/11 at Ohio State	3	51	17.0	0	20
9/23 at Pittsburgh	6	96	16.0	1	39
10/2 at Clemson	1	7	7.0	0	7
10/9 Florida State					
10/16 at Duke					
10/23 North Carolina					
10/30 at Virginia					
11/6 Maryland					
11/13 at Georgia Tech					
11/20 Virginia Tech					
11/27 USF					

ALDARIUS JOHNSON

Game	No.	Yds	Avg.	TD	Lg
9/2 Florida A&M	3	43	14.3	0	16
9/11 at Ohio State	1	9	9.0	0	9
9/23 at Pittsburgh	1	17	17.0	0	17
10/2 at Clemson	1	8	8.0	0	8
10/9 Florida State					
10/16 at Duke					
10/23 North Carolina					
10/30 at Virginia					
11/6 Maryland					
11/13 at Georgia Tech					
11/20 Virginia Tech					
11/27 USF					

LARON BYRD

Game	No.	Yds	Avg.	TD	Lg
9/2 Florida A&M	2	14	7.0	0	9
9/11 at Ohio State	4	35	8.8	0	13
9/23 at Pittsburgh	6	69	11.5	0	17
10/2 at Clemson	0	0	0.0	0	0
10/9 Florida State					
10/16 at Duke					
10/23 North Carolina					
10/30 at Virginia					
11/6 Maryland					
11/13 at Georgia Tech					
11/20 Virginia Tech					
11/27 USF					

DAMIEN BERRY

Game	No.	Yds	Avg.	TD	Lg
9/2 Florida A&M	1	32	32.0	0	32
9/11 at Ohio State	2	15	7.5	0	10
9/23 at Pittsburgh	2	18	9.0	0	10
10/2 at Clemson	1	9	9.0	0	9
10/9 Florida State					
10/16 at Duke					
10/23 North Carolina					
10/30 at Virginia					
11/6 Maryland					
11/13 at Georgia Tech					
11/20 Virginia Tech					
11/27 USF					

LAMAR MILLER

Game	No.	Yds	Avg.	TD	Lg
9/2 Florida A&M	1	8	8.0	0	8
9/11 at Ohio State	1	8	8.0	0	8
9/23 at Pittsburgh	0	0	0.0	0	0
10/2 at Clemson					
10/9 Florida State					
10/16 at Duke					
10/23 North Carolina					
10/30 at Virginia					
11/6 Maryland					
11/13 at Georgia Tech					
11/20 Virginia Tech					
11/27 USF					

GRAIG COOPER

Game	No.	Yds	Avg.	TD	Lg
9/2 Florida A&M	2	13	6.5	0	11
9/11 at Ohio State					
9/23 at Pittsburgh					
10/2 at Clemson					
10/9 Florida State					
10/16 at Duke					
10/23 North Carolina					
10/30 at Virginia					
11/6 Maryland					
11/13 at Georgia Tech					
11/20 Virginia Tech					
11/27 USF					

CHASE FORD

Game	No.	Yds	Avg.	TD	Lg
9/2 Florida A&M	0	0	0.0	0	0
9/11 at Ohio State	2	13	6.5	0	9
9/23 at Pittsburgh	0	0	0.0	0	0
10/2 at Clemson	0	0	0.0	0	0
10/9 Florida State					
10/16 at Duke					
10/23 North Carolina					
10/30 at Virginia					
11/6 Maryland					
11/13 at Georgia Tech					
11/20 Virginia Tech					
11/27 USF					

EDUARDO CLEMENTS

Game	No.	Yds	Avg.	TD	Lg
9/2 Florida A&M	1	9	9.0	0	9
9/11 at Ohio State	0	0	0.0	0	0
9/23 at Pittsburgh	0	0	0.0	0	0
10/2 at Clemson	0	0	0.0	0	0
10/9 Florida State					
10/16 at Duke					
10/23 North Carolina					
10/30 at Virginia					
11/6 Maryland					
11/13 at Georgia Tech					
11/20 Virginia Tech					
11/27 USF					

MIKE JAMES

Game	No.	Yds	Avg.	TD	Lg
9/2 Florida A&M	0	0	0.0	0	0
9/11 at Ohio State	1	6	6.0	0	6
9/23 at Pittsburgh	1	1	1.0	0	1
10/2 at Clemson	2	29	14.5	1	18
10/9 Florida State					
10/16 at Duke					
10/23 North Carolina					
10/30 at Virginia					
11/6 Maryland					
11/13 at Georgia Tech					
11/20 Virginia Tech					
11/27 USF					

PAT HILL

Game	No.	Yds	Avg.	TD	Lg
9/2 Florida A&M	0	0	0.0	0	0
9/11 at Ohio State	1	5	5.0	0	5
9/23 at Pittsburgh	0	0	0.0	0	0
10/2 at Clemson					
10/9 Florida State					
10/16 at Duke					
10/23 North Carolina					
10/30 at Virginia					
11/6 Maryland					
11/13 at Georgia Tech					
11/20 Virginia Tech					
11/27 USF					

KENDAL THOMPKINS

Game	No.	Yds	Avg.	TD	Lg
9/2 Florida A&M	1	5	5.0	0	8
9/11 at Ohio State	0	0	0.0	0	0
9/23 at Pittsburgh	0	0	0.0	0	0
10/2 at Clemson					
10/9 Florida State					
10/16 at Duke					
10/23 North Carolina					
10/30 at Virginia					
11/6 Maryland					
11/13 at Georgia Tech					
11/20 Virginia Tech					
11/27 USF					

RICHARD GORDON

Game	No.	Yds	Avg.	TD	Lg
9/2 Florida A&M	0	0	0.0	0	0
9/11 at Ohio State	0	0	0.0	0	0
9/23 at Pittsburgh	2	11	5.5	0	11
10/2 at Clemson	1	5	5.0	0	5
10/9 Florida State					
10/16 at Duke					
10/23 North Carolina					
10/30 at Virginia					
11/6 Maryland					
11/13 at Georgia Tech					
11/20 Virginia Tech					
11/27 USF					

2010 GAME-BY GAME STATISTICS - KICKOFF/PUNT RETURNS

KICK RETURNS

LAMAR MILLER

Game	No.	Yds	Avg.	TD	Lg
9/2 Florida A&M	1	34	34.0	0	34
9/11 at Ohio State	2	100	50.0	1	88
9/23 at Pittsburgh	1	17	17.0	0	17
10/2 at Clemson	1	16	16.0	0	16
10/9 Florida State					
10/16 at Duke					
10/23 North Carolina					
10/30 at Virginia					
11/6 Maryland					
11/13 at Georgia Tech					
11/20 Virginia Tech					
11/27 USF					

EDUARDO CLEMENTS

Game	No.	Yds	Avg.	TD	Lg
9/2 Florida A&M	0	0	0.0	0	0
9/11 at Ohio State	1	14	14.0	0	0
10/2 at Clemson	1	24	24.0	0	24

ALDARIUS JOHNSON

Game	No.	Yds	Avg.	TD	Lg
9/2 Florida A&M	0	0	0.0	0	0
9/11 at Ohio State	1	11	11.0	0	11

STORM JOHNSON

Game	No.	Yds	Avg.	TD	Lg
10/2 at Clemson	2	36	18.0	0	24

PUNT RETURNS

TRAVIS BENJAMIN

Game	No.	Yds	Avg.	TD	Lg
9/2 Florida A&M	2	17	8.5	0	16
9/11 at Ohio State	1	79	79.0	1	79
9/23 at Pittsburgh	1	2	2.0	0	2
10/2 at Clemson	4	1	0.25	0	3
10/9 Florida State					
10/16 at Duke					
10/23 North Carolina					
10/30 at Virginia					
11/6 Maryland					
11/13 at Georgia Tech					
11/20 Virginia Tech					
11/27 USF					

LAMAR MILLER

Game	No.	Yds	Avg.	TD	Lg
9/2 Florida A&M	1	15	15.0	0	15
9/11 at Ohio State	0	0	0.0	0	0
9/23 at Pittsburgh	2	1	0.5	0	1
10/2 at Clemson					
10/9 Florida State					
10/16 at Duke					
10/23 North Carolina					
10/30 at Virginia					
11/6 Maryland					
11/13 at Georgia Tech					
11/20 Virginia Tech					
11/27 USF					

2010 GAME-BY GAME STATISTICS - DEFENSE

TACKLES FOR LOSS

	UA-A	Total	FAMU	OSU	PITT	CLEM	FSU	DUKE	UNC	UVA	MD	GT	VT	USF
Spence, S.	7-2	8.0	2.0-5	2.0-4	2.5-19	1.5-5								
Vernon, O.	4-4	6.0	3.5-36	-	1.5-4	1.0-2								
McCarthy, C.	3-2	4.0	-	2.5-6	0.5-9	1.0-2								
Smith, A.	4-0	4.0	DNP	-	3.0-17	1.0-4								
Forston, M.	2-4	4.0	1.0-1	2.0-3	-	1.0-2								
Ojomo, A.	3-1	3.5	2.0-11	1.0-2	-	0.5-1								
Bailey, A.	2-2	3.0	-	1.5-5	1.5-4	-								
Holmes, J.	1-2	2.0	1.5-9	-	-	0.5-1								
Robinson, M.	1-2	2.0	1.0-9	-	DNP	1.0-5								
Hill, R.	1-1	1.5	-	1.0-3	-	0.5-1								
Buchanan, R.	1-0	1.0	1.0-4	-	-	-								
Robinson, K.	1-0	1.0	1.0-1	-	-	-								
Regis, M.	1-0	1.0	DNP	1.0-6	-	-								
Harris, B.	1-0	1.0	1.0-4	-	-	-								

FUMBLES RECOVERED

	No	FAMU	OSU	PITT	CLEM	FSU	DUKE	UNC	UVA	MD	GT	VT	USF
McCarthy, C.	1	-	-	-	1								
Telemaque, V.	1	-	-	-	1								
Robinson, K.	1	-	-	1	-								
Van Dyke, D.	1	-	-	-	1								

FORCED FUMBLES

	No	FAMU	OSU	PITT	CLEM	FSU	DUKE	UNC	UVA	MD	GT	VT	USF
Smith, A.	1	DNP	-	-	1								
Spence, S.	1	-	-	-	1								
Van Dyke, D.	1	-	-	-	1								

INTERCEPTIONS

	Total	FAMU	OSU	PITT	CLEM	FSU	DUKE	UNC	UVA	MD	GT	VT	USF
Armstrong, R. DB	2-41	1-22	-	-	1-19	-	-	-	-	-	-	-	-
Hill, R., DB	2-2	-	-	1-0	1-2	-	-	-	-	-	-	-	-
Van Dyke, D., DB	1-74	-	-	1-74	-	-	-	-	-	-	-	-	-
Forston, M., DL	1-0	-	-	-	1-0	-	-	-	-	-	-	-	-

2010 GAME-BY GAME STATISTICS - KICKING

PUNTING - MATT BOSHER

Opponent	No.	Yards	Avg.	Long	Blk	TB	In20	+50
9/2 Florida A&M	0	0	0.0	0	0	0	0	0
9/11 at Ohio State	2	98	49.0	58	0	0	1	1
9/23 at Pittsburgh	6	267	44.5	60	0	0	1	2
10/2 at Clemson								
10/9 Florida State								
10/16 at Duke								
10/23 North Carolina								
10/30 at Wake Forest								
11/6 Virginia								
11/13 at North Carolina								
11/20 Duke								
11/27 at USF								

PLACEKICKING - MATT BOSHER

EXTRA POINTS		FIELD GOALS			FG BREAKDOWN					
XP/XPA	PCT	FG/FGA	PCT	LG	PTS	1-19	20-29	30-39	40-49	50+
13/13	100.0	3/5	60.0	51	22	0/0	2/2	0/1	0/1	1/1
Opponent	FG/FGA	Distances		XP/XPA	Game Pts.					
9/2 Florida A&M	1/1	24g		6/6	9					
9/11 at Ohio State	1/3	51g, 46 wr, 39 blk		3/3	6					
9/23 at Pittsburgh	1/1	28g		4/4	7					
10/2 at Clemson										
10/9 Florida State										
10/16 at Duke										
10/23 North Carolina										
10/30 at Virginia										
11/6 Maryland										
11/13 at Georgia Tech										
11/20 Virginia Tech										
11/27 USF										

2010 GAME-BY GAME STATISTICS - DEFENSE

SACKS	UA-A	Total	FAMU	OSU	PITT	CLEM	FSU	DUKE	UNC	UVA	MD	GT	VT	USF
Vernon, O.	3-2	4.0	3.5-36	-	-	0.5-1								
Smith, A.	3-0	3.0	DNP	-	2.0-14	1.0-4								
Ojomo, A.	2-0	2.0	2.0-11	-	-	-								
Spence, S.	1-1	1.5	-	-	1.5-18	-								
McCarthy, C.	1-1	1.5	-	-	0.5-9	1.0-2								
Forston, M.	1-1	1.5	1.0-1	-	-	0.5-1								
Bailey, A.	1-0	1.0	-	-	1.0-4	-								
Holmes, J.	1-0	1.0	1.0-7	-	-	-								
Regis, M.	1-0	1.0	DNP	1.0-6	-	-								
Robinson, M.	0-1	0.5	0.5-7	-	DNP	-								
TACKLES	UA-A	Total	FAMU	OSU	PITT	CLEM	FSU	DUKE	UNC	UVA	MD	GT	VT	USF
Spence, S.	20-18	38	3-1	6-5	6-3	5-9								
McCarthy, C.	9-19	28	0-5	4-7	2-3	3-4								
Armstrong, R.	11-11	22	2-0	4-5	2-2	3-4								
Harris, B.	14-6	20	2-2	6-1	2-1	4-2								
Vernon, O.	13-6	19	6-1	2-1	3-1	2-3								
Bailey, A.	10-7	17	1-0	2-4	4-1	3-2								
Buchanan, R.	12-5	17	6-0	0-2	2-1	4-2								
Telesmaque, V.	10-6	16	2-0	3-1	2-2	3-3								
Hill, R.	7-4	11	1-0	2-1	4-1	0-2								
Forston, M.	3-7	10	2-2	1-2	-	0-3								
Ojomo, A.	5-5	10	3-0	2-1	0-3	0-1								
Robinson, K.	6-3	9	1-1	1-2	3-0	1-0								
Van Dyke, D.	7-1	8	1-0	2-1	-	4-0								
Robinson, M.	3-4	7	2-3	0-1	DNP	1-0								
McGee, B.	5-2	7	DNP	2-0	3-2	-								
Nicolas, J.	1-5	6	1-1	-	0-3	0-1								
Smith, A.	4-1	5	DNP	-	3-1	1-0								
Holmes, J.	2-2	4	1-1	-	1-0	0-1								
Hurns, A.	2-1	3	DNP	-	2-1	-								
Rodgers, K.	1-2	3	1-0	DNP	0-2	DNP								
Clements, E.	3-0	3	1-0	1-0	-	1-0								
Regis, M.	1-2	3	DNP	1-1	0-1	-								
Washington, B.	2-0	2	1-0	1-0	-	-								
Bosher, M.	2-0	2	-	1-0	-	1-0								
Horn, T.	1-0	1	DNP	1-0	-	-								
Hankerson, L.	1-0	1	-	1-0	-	-								
Nelms, C.	0-1	1	0-1	-	-	-								
Robinson, L.	1-0	1	DNP	DNP	-	1-0								
Johnson, S.	0-1	1	DNP	DNP	-	0-1								
Green, S.	1-0	1	1-0	-	DNP	DNP								
Campbell, J.	0-1	1	DNP	DNP	0-1	DNP								
Porter, C.	0-1	1	DNP	0-1	DNP	DNP								
Berry, D.	1-0	1	-	1-0	-	-								
Benjamin, T.	1-0	1	-	-	-	1-0								
Chambers, L.	1-0	1	1-0	-	DNP	-								
Futch, J.	1-0	1	DNP	-	1-0	-								
Gaines, J.	0-1	1	DNP	-	0-1	-								

2010 TEAM GAME HIGHS

INDIVIDUAL GAME HIGHS

Rushes	24	Damien Berry at Clemson (Oct 02, 2010)
Yards Rushing	101	Damien Berry at Clemson (Oct 02, 2010)
TD Rushes	1	Lamar Miller vs Florida A&M (Sep 02, 2010)
		Mike James vs Florida A&M (Sep 02, 2010)
		Lamar Miller at PITT (9/23/10)
		Damien Berry at PITT (9/23/10)
Long Rush	42	Damien Berry at Ohio State (Sep 11, 2010)
Pass attempts	39	Jacory Harris at Ohio State (Sep 11, 2010)
Pass completions	22	Jacory Harris at Ohio State (Sep 11, 2010)
Yards Passing	248	Jacory Harris at PITT (9/23/10)
TD Passes	4	Jacory Harris at Clemson (Oct 02, 2010)
Long Pass	65	Jacory Harris at Clemson (Oct 02, 2010)
Receptions	7	Leonard Hankerson at Ohio State (Sep 11, 2010)
		Leonard Hankerson at Clemson (Oct 02, 2010)
Yards Receiving	147	Leonard Hankerson at Clemson (Oct 02, 2010)
TD Receptions	3	Leonard Hankerson at Clemson (Oct 02, 2010)
Long Reception	65	Leonard Hankerson at Clemson (Oct 02, 2010)
Field Goals	1	Matt Boshier vs Florida A&M (Sep 02, 2010)
		Matt Boshier at Ohio State (Sep 11, 2010)
		Matt Boshier at PITT (9/23/10)
		Matt Boshier at Clemson (Oct 02, 2010)
Long Field Goal	51	Matt Boshier at Ohio State (Sep 11, 2010)
Punts	10	Matt Boshier at Clemson (Oct 02, 2010)
Punting Avg	49.0	Matt Boshier at Ohio State (Sep 11, 2010)
Long Punt	61	Matt Boshier at Clemson (Oct 02, 2010)
Long Punt Return	79	Travis Benjamin at Ohio State (Sep 11, 2010)
Long Kickoff Return	88	Lamar Miller at Ohio State (Sep 11, 2010)
Tackles	14	Sean Spence at Clemson (Oct 02, 2010)
Sacks	3.5	Olivier Vernon vs Florida A&M (Sep 02, 2010)
Tackles For Loss	3.5	Olivier Vernon vs Florida A&M (Sep 02, 2010)
Interceptions	1	Ray-Ray Armstrong vs Florida A&M (Sep 02, 2010)
		DeMarcus Van Dyke at PITT (9/23/10)
		Ryan Hill at PITT (9/23/10)
		Ryan Hill at Clemson (Oct 02, 2010)
		Ray-Ray Armstrong at Clemson (Oct 02, 2010)
		Marcus Forston at Clemson (Oct 02, 2010)

TEAM GAME HIGHS


Rushes	43	at Clemson (Oct 02, 2010)
Yards Rushing	171	at Clemson (Oct 02, 2010)
Yards Per Rush	4.3	vs Florida A&M (Sep 02, 2010)
TD Rushes	2	vs Florida A&M (Sep 02, 2010)
		at PITT (9/23/10)
Pass attempts	39	at Ohio State (Sep 11, 2010)
Pass completions	22	at Ohio State (Sep 11, 2010)
Yards Passing	250	vs Florida A&M (Sep 02, 2010)
Yards Per Pass	9.6	vs Florida A&M (Sep 02, 2010)
TD Passes	4	at Clemson (Oct 02, 2010)
Total Plays	76	at Clemson (Oct 02, 2010)
Total Offense	405	vs Florida A&M (Sep 02, 2010)
Yards Per Play	6.5	vs Florida A&M (Sep 02, 2010)
Points	45	vs Florida A&M (Sep 02, 2010)
Sacks By	8	vs Florida A&M (Sep 02, 2010)
First Downs	23	vs Florida A&M (Sep 02, 2010)
Penalties	12	at Clemson (Oct 02, 2010)
Penalty Yards	105	at Clemson (Oct 02, 2010)
Turnovers	4	at Ohio State (Sep 11, 2010)
Interceptions By	3	at Clemson (Oct 02, 2010)

OPPONENT INDIVIDUAL GAME HIGHS


Rushes	20	Pryor, Terrelle, at Ohio State (Sep 11, 2010)
Yards Rushing	113	Pryor, Terrelle, at Ohio State (Sep 11, 2010)
TD Rushes	3	ELLINGTON, at Clemson (Oct 02, 2010)
Long Rush	71	ELLINGTON, at Clemson (Oct 02, 2010)
Pass attempts	33	K. PARKER, at Clemson (Oct 02, 2010)
Pass completions	14	K. PARKER, at Clemson (Oct 02, 2010)
Yards Passing	233	Pryor, Terrelle, at Ohio State (Sep 11, 2010)
TD Passes	1	Pryor, Terrelle, at Ohio State (Sep 11, 2010)
Long Pass	62	Pryor, Terrelle, at Ohio State (Sep 11, 2010)
Receptions	4	Posey, DeVier, at Ohio State (Sep 11, 2010)
		HARPER, at Clemson (Oct 02, 2010)
Yards Receiving	105	Posey, DeVier, at Ohio State (Sep 11, 2010)
TD Receptions	1	Saine, Brandon, at Ohio State (Sep 11, 2010)
Long Reception	62	Posey, DeVier, at Ohio State (Sep 11, 2010)
Field Goals	5	Barclay, Devin, at Ohio State (Sep 11, 2010)
Long Field Goal	41	Barclay, Devin, at Ohio State (Sep 11, 2010)
Punts	8	HUTCHINS, Dan, at PITT (9/23/10)
Punting Avg	47.8	ZIMMERMAN, at Clemson (Oct 02, 2010)
Long Punt	59	HUTCHINS, Dan, at PITT (9/23/10)
Long Punt Return	29	SADDLER, Cameron, at PITT (9/23/10)
Long Kickoff Return	50	GILCHRIST, at Clemson (Oct 02, 2010)
Tackles	10	Homan, Ross, at Ohio State (Sep 11, 2010)
Sacks	2.0	SHEARD, Jabaal, at PITT (9/23/10)
Tackles For Loss	4.5	BOWERS, at Clemson (Oct 02, 2010)
Interceptions	2	Chekwa, Chimdi, at Ohio State (Sep 11, 2010)

OPPONENT TEAM GAME HIGHS

Rushes	49	at Ohio State (Sep 11, 2010)
Yards Rushing	181	at Ohio State (Sep 11, 2010)
Yards Per Rush	4.1	at Clemson (Oct 02, 2010)
TD Rushes	3	at Clemson (Oct 02, 2010)
Pass attempts	33	at Clemson (Oct 02, 2010)
Pass completions	14	at Clemson (Oct 02, 2010)
Yards Passing	233	at Ohio State (Sep 11, 2010)
Yards Per Pass	8.3	at Ohio State (Sep 11, 2010)
TD Passes	1	at Ohio State (Sep 11, 2010)
Total Plays	77	at Ohio State (Sep 11, 2010)
Total Offense	414	at Ohio State (Sep 11, 2010)
Yards Per Play	5.4	at Ohio State (Sep 11, 2010)
Points	36	at Ohio State (Sep 11, 2010)
Sacks By	2	at Ohio State (Sep 11, 2010)
		at PITT (9/23/10)
First Downs	21	at Ohio State (Sep 11, 2010)
Penalties	9	at PITT (9/23/10)
Penalty Yards	56	at Clemson (Oct 02, 2010)
Turnovers	6	at Clemson (Oct 02, 2010)
Interceptions By	4	at Ohio State (Sep 11, 2010)



MIAMI HURRICANES
45



FLORIDA A&M RATTLEERS
0

THURSDAY, SEPT. 2, 2010 - SUN LIFE STADIUM

Miami Gardens, Fla. (AP) - -- Jacory Harris and the Miami Hurricanes have been trying to not think too much about their long-awaited trip to Ohio State.

It's all they'll think about for the next week -- and Harris might be ready for the challenge.

Harris completed 12 of 15 passes for 210 yards and three touchdowns before sitting out the second half, and the 13th-ranked Hurricanes got their first shutout since 2006 by beating overmatched Florida A&M 45-0 to open the season Thursday night.

Leonard Hankerson caught the first two of Harris' TD passes and finished with 115 receiving yards, as the Hurricanes (1-0) ran out to a 35-0 lead in the first 25 minutes and wound up outgaining Florida A&M 405-110.

Score by Quarters	1	2	3	4	Score
Florida A&M	0	0	0	0	0
Miami (Fla.)	14	21	7	3	45

SCORING SUMMARY:

Qtr	Time	Team	Scoring play	Conversion	Plays-Yds	TOP	FAM	UM
1st	13:20	UM	Hankerson 19 yd pass from Jacory Harris	(Matt Bosher kick)	7-63	1:40	0	7
	07:47	UM	Hankerson 40 yd pass from Jacory Harris	(Matt Bosher kick)	6-64	1:17	0	14
2nd	11:47	UM	Damien Berry 32 yd pass from Jacory Harris	(Matt Bosher kick)	9-67	3:20	0	21
	09:40	UM	Ray-Ray Armstrong 22 yd interception return	(Matt Bosher kick)				28
	05:22	UM	Mike James 1 yd run	(Matt Bosher kick)	6-55	1:51	0	35
3rd	07:18	UM	Lamar Miller 5 yd run	(Matt Bosher kick)	6-67	2:29	0	42
4th	14:08	UM	Matt Bosher 24 yd field goal		12-45	5:59	0	45

Attendance: 53674


TEAM STATISTICS	FAMU	UM
FIRST DOWNS	8	23
RUSHES-YARDS (NET)	39-52	36-155
PASSING YDS (NET)	58	250
Passes Att-Comp-Int	11-5-1	26-19-1
TOTAL OFFENSE PLAYS-YARDS	50-110	62-405
Fumble Returns-Yards	0-0	0-0
Punt Returns-Yards	0-0	3-32
Kickoff Returns-Yards	7-119	1-34
Interception Returns-Yards	1-24	1-22
Punts (Number-Avg)	7-40.4	0-0.0
Fumbles-Lost	1-0	1-0
Penalties-Yards	5-35	7-45
Possession Time	35:23	24:37
Third-Down Conversions	4 of 14	5 of 10
Fourth-Down Conversions	0 of 0	1 of 2
Red-Zone Scores-Chances	0-1	4-5
Sacks By: Number-Yards	1-9	8-62

INDIVIDUAL STATISTICS


RUSHING: Florida A&M-SYLVESTER, Phil 15-45; PAGE,Lavante 4-35; OWENS,James 3-9; ROCKER,Eddie 2-0; BATTLE,Eddie 1-minus 1; TOOKES,Lashad 1-minus 2; LAWRENCE,Antoni 1-minus 4; UKPAI,Martin 12-minus 30. **Miami (Fla.)**-Lamar Miller 11-65; Damien Berry 6-45; Mike James 6-36; Eduardo Clements 6-23; Graig Cooper 2-11; Alonzo Highsmith 2-minus 1; Jacory Harris 2-minus 3; TEAM 1-minus 21.

PASSING: Florida A&M-UKPAI,Martin 5-11-1-58. **Miami (Fla.)**-Jacory Harris 12-15-0-210; Alonzo Highsmith 4-7-1-18; Spencer Whipple 3-4-0-22.

RECEIVING: Florida A&M-LAWRENCE,Antoni 2-42; SYLVESTER, Phil 1-13; TOOKES,Lashad 1-9; ROCKER,Eddie 1-minus 1. **Miami (Fla.)**-Leonard Hankerson 6-115; Aldarius Johnson 3-43; LaRon Byrd 2-14; Graig Cooper 2-13; Damien Berry 1-32; Travis Benjamin 1-11; Eduardo Clements 1-9; Lamar Miller 1-8; Kendal Thompkins 1-5; Cory White 1-0.



MIAMI HURRICANES
24



OHIO STATE BUCKEYES
36

SATURDAY, SEPT. 11, 2010 - OHIO STADIUM

Columbus, Ohio. (AP) - Terrelle Pryor ran for 113 yards and a touchdown and passed for another Saturday and No. 2 Ohio State intercepted Jacory Harris four times in a 36-24 victory over 12th-ranked Miami on Saturday.

The last time the teams had met was in the national championship game at the 2003 Fiesta Bowl, with the Buckeyes taking a dramatic and controversial 31-24 victory in double-overtime. The Buckeyes (2-0) stayed perfect and spoiled the Hurricanes' (1-1) bid for top national billing. Trailing 26-17 at the half, Miami took the second-half kickoff and drove to a first down at the Ohio State 6. But on third-and-goal, Harris' pass over the middle was wide of the mark and intercepted by burly Buckeyes defensive end Cameron Heyward, who rumbled 80 yards. That set up Pryor's touchdown run. He rolled right, looking to pass, then reversed field and scored untouched. The Hurricanes, whose earlier scores both came on kick returns, scored on Harris' 9-yard pass to Chase Ford on the first play of the fourth quarter, cutting the lead to 36-24.

Miami got the ball just once more, marching down the field only to lose it on downs at the Ohio State 39 with 7½ minutes left. The Buckeyes, with Pryor picking up big yardage on runs, then played keep-a-way the rest of the game.

Devin Barclay tied an Ohio State record with five field goals. The Buckeyes dominated, piling up 260 yards to just 104 with three turnovers for the Hurricanes. But Miami twice returned kicks for long scores. The first was Lamar Miller's 88-yard kickoff return.

After Ohio State seemed to grab control at 20-10 on Dan Herron's 4-yard touchdown run midway through the second quarter, Travis Benjamin brought a punt back 79 yards for another score. The Buckeyes tried to pooch kick or even kick the ball out of bounds the rest of the day to keep it away from the 'Canes.

Score by Quarters	1	2	3	4	Score
Miami (Fla.)	7	10	0	7	24
Ohio State	3	23	10	0	36

SCORING SUMMARY:

Qtr	Time	Team	Scoring play	Conversion	Plays-Yds	TOP	UM	OSU
1st	05:57	OSU	Barclay, Devin 24 yd field goal		7-18	2:42	0	3
	05:45	UM	Lamar Miller 88 yd kickoff return	(Matt Bosher kick)			7	3
2nd	13:05	UM	Matt Bosher 51 yd field goal		7-19	1:58	10	3
	12:23	OSU	Saine, Brandon 18 yd pass from Pryor, Terrelle	(Barclay, Devin kick)	2-80	0:36	10	10
	07:03	OSU	Barclay, Devin 41 yd field goal		10-36	3:01	10	13
	06:17	OSU	Herron, Dan 4 yd run	(Barclay, Devin kick)	2-19	0:33	10	20
3rd	03:04	UM	Travis Benjamin 79 yd punt return	(Matt Bosher kick)			17	20
	01:01	OSU	Barclay, Devin 21 yd field goal		9-24	1:50	17	23
	00:00	OSU	Barclay, Devin 24 yd field goal		7-20	0:49	17	26
	10:16	OSU	Pryor, Terrelle 13 yd run	(Barclay, Devin kick)	2-15	0:50	17	33
	01:29	OSU	Barclay, Devin 24 yd field goal		6-65	0:52	17	36
	14:52	UM	Chase Ford 9 yd pass from Jacory Harris	(Matt Bosher kick)	7-60	1:37	24	36

Attendance: 105454

TEAM STATISTICS	UM	OSU
FIRST DOWNS	19	21
RUSHES-YARDS (NET)	28-120	49-181
PASSING YDS (NET)	232	233
Passes Att-Comp-Int	39-22-4	28-12-0
TOTAL OFFENSE PLAYS-YARDS	67-352	77-414
Fumble Returns-Yards	0-0	0-0
Punt Returns-Yards	1-79	2-16
Kickoff Returns-Yards	4-125	4-152
Interception Returns-Yards	0-0	4-124
Punts (Number-Avg)	2-49.0	4-38.0
Fumbles-Lost	0-0	0-0
Penalties-Yards	8-59	2-25
Possession Time	28:49	31:11
Third-Down Conversions	7 of 15	6 of 18
Fourth-Down Conversions	0 of 2	1 of 1
Red-Zone Scores-Chances	1-3	7-9
Sacks By: Number-Yards	1-6	2-18

INDIVIDUAL STATISTICS

RUSHING: Miami (Fla.)-Damien Berry 16-94; Mike James 3-10; Jacory Harris 5-8; Lamar Miller 3-8; Spencer Whipple 1-0. **Ohio State**-Pryor, Terrelle 20-113; Herron, Dan 14-66; Saine, Brandon 12-7; TEAM 3-minus 5.

PASSING: Miami (Fla.)-Jacory Harris 22-39-4-232. **Ohio State**-Pryor, Terrelle 12-27-0-233; TEAM 0-1-0-0.

RECEIVING: Miami (Fla.)-Leonard Hankerson 7-90; LaRon Byrd 4-35; Travis Benjamin 3-51; Damien Berry 2-15; Chase Ford 2-13; Aldarius Johnson 1-9; Lamar Miller 1-8; Mike James 1-6; Pat Hill 1-5. **Ohio State**-Posey, DeVier 4-105; Sanzenbacher, D 3-37; Saine, Brandon 3-36; Herron, Dan 1-47; Stoneburner, J 1-8.

MIAMI HURRICANES **31**

PITTSBURGH PANTHERS **3**

MIAMI HURRICANES **30**

CLEMSON TIGERS **21**

THURSDAY, SEPT. 23, 2010 - HEINZ FIELD

Pittsburgh, Pa. (AP) - Seven years after they last played as Big East members, nothing's changed at all in the Miami-Pitt series.

Jacory Harris led quick touchdown drives to start each half and No. 19 Miami dominated Pittsburgh much like it did when the schools were conference rivals, winning 31-3 on Thursday night.

Harris had two more floater-type interceptions like the four he threw in the Hurricanes' 28-14 loss to No. 2 Ohio State two weeks ago, but shook them off to throw for two scores and 248 yards while going 21 of 32. Damien Berry did the rest by running for 87 yards and a touchdown on 21 carries in an offense that outgained Pitt's 348-232.

The Hurricanes (2-1), faster, deeper and more athletic than the Panthers (1-2), never gave Pitt quarterback Tino Sunseri any time to throw in his third college start, and he was pulled in the fourth quarter after completing 8 of 15 passes for 61 yards.

Dion Lewis, the nation's leading returning rusher, was given little running room by an overwhelmed offensive line and ended with 41 yards on 12 carries. Lewis, coming off a 1,799-yard season as a freshman, has been held to 143 yards in three games.

Miami's plan was simple and effective: Strike early, strike effectively, then let its defense and special teams do the rest.

Again, it was a bad day for the Big East, which is 1-7 so far this season against non-conference opponents from BCS conferences. Pitt is 1-11 against ranked nonconference teams since 1996, while Miami has won 33 in a row against unranked nonconference teams.

With the Hurricanes up 17-3 early in the fourth, they forced a fumble by punt returner Cam Saddler. Harris took advantage to throw a 10-yard TD pass to Travis Benjamin that wrapped up Miami's seventh consecutive victory against Pitt and its 15th in 16 games dating to 1984.

Harris also found Leonard Hankerson on a 19-yard scoring pass play on Miami's fourth play from scrimmage in the second half, finishing off a 51-yard drive set up by a 26-yard punt by Pitt's Dan Hutchins. Harris hit Benjamin for 20 yards on first down.

Score by Quarters	1	2	3	4	Score
Miami (Fla.)	7	3	7	14	31
PITT	0	0	0	3	3

SCORING SUMMARY:

Qtr	Time	Team	Scoring play	Conversion	Plays-Yds	TOP	UM	PITT
1st	11:35	UM	Damien Berry 1 yd run	(Matt Boshier kick)	10-80	3:25	7	0
2nd	08:28	UM	Matt Boshier 28 yd field goal		15-78	4:50	10	0
3rd	11:54	UM	Hankerson 19 yd pass from Jacory Harris	(Matt Boshier kick)	4-51	1:02	17	0
4th	14:27	PITT	HUTCHINS,Dan 27 yd field goal		9-43	4:25	17	3
	10:53	UM	Travis Benjamin 10 yd pass from Jacory Harris	(Matt Boshier kick)	4-43	1:26	24	3
	03:16	UM	Lamar Miller 1 yd run	(Matt Boshier kick)	5-26	2:52	31	3

Attendance: 58115

TEAM STATISTICS

	UM	PITT
FIRST DOWNS	20	11
RUSHES-YARDS (NET)	35-100	36-128
PASSING YDS (NET)	248	104
Passes Att-Comp-Int	32-21-2	24-13-2
TOTAL OFFENSE PLAYS-YARDS	67-348	60-232
Fumble Returns-Yards	0-0	0-0
Punt Returns-Yards	3-3	4-37
Kickoff Returns-Yards	1-17	6-116
Interception Returns-Yards	2-74	2-0
Punts (Number-Avg)	6-44.5	8-45.5
Fumbles-Lost	1-0	1-1
Penalties-Yards	8-78	9-53
Possession Time	27:56	32:04
Third-Down Conversions	5 of 12	4 of 15
Fourth-Down Conversions	0 of 0	0 of 1
Red-Zone Scores-Chances	5-5	1-3
Sacks By: Number-Yards	5-45	2-17

INDIVIDUAL STATISTICS

RUSHING: Miami (Fla.)-Damien Berry 21-87; Lamar Miller 8-31; TEAM 1-0; Kendal Thompkins 1-minus 6; Jacory Harris 4-minus 12. **PITT-GRAHAM, Ray** 14-100; LEWIS,DION 12-41; SUNSERI,Tino 7-14; BURNS,Chris 1-0; BOSTICK,Pat 1-minus 9; CROSS,Greg 1-minus 18.

PASSING: Miami (Fla.)-Jacory Harris 21-32-2-248. **PITT-SUNSERI,Tino** 8-15-0-61; BOSTICK,Pat 5-9-2-43; CROSS,Greg 0-0-0-0.

RECEIVING: Miami (Fla.)-Travis Benjamin 6-96; LaRon Byrd 6-69; Leonard Hankerson 3-36; Damien Berry 2-18; Richard Gordon 2-11; Aldarius Johnson 1-17; Mike James 1-1. **PITT-GRAHAM, Ray** 3-41; BALDWIN,Jon 3-26; SHANAHAN,Mike 3-19; LEWIS,DION 2-7; SADDLER,Cameron 1-6; STREET,Devin 1-5.

SATURDAY, OCT. 2, 2010 - MEMORIAL STADIUM

Clemson, S.C. (AP) - Quarterback Jacory Harris got No. 16 Miami ahead. Cornerback Brandon Harris made sure that lead stood up in the Hurricanes' Atlantic Coast Conference opener. Jacory Harris tied a career best with four first-half touchdown passes while teammate Harris stuffed Andre Ellington on fourth down to end Clemson's best chance to rally back in Miami's 30-21 victory on Saturday.

The Hurricanes (3-1, 1-0 ACC) have long grown accustomed to Jacory Harris' heroics. This time, they saw a second Harris and their top-ranked ACC defense take center stage.

"It may be? I'd say it is" the play of the game, Miami cornerback Ryan Hill said.

Ahead 27-21, Brandon Harris stopped Ellington on 4th-and-1 from Miami's 20 with 8:20 to go, ending the Tigers comeback bid. The Hurricanes followed with a mistake-free, 68-yard drive that finished with Matt Boshier's clinching 29-yard field goal.

It didn't seem like Miami would need its defense to shine after Jacory Harris threw three touchdowns to Leonard Hankerson and one to Mike James to put the Hurricanes ahead 27-14. And the lead could've been larger if not for two Jacory Harris' interceptions, one in the end zone on a 3rd-and-goal from the Tigers 4. But Clemson's defense clamped down on Harris and the 'Canes, turning an easy game into a nail-biter.

Clemson (2-2, 0-1) came into the game with the ACC's fewest turnovers--just two its first three games. But Miami forced the Tigers into three fumbles and three interceptions. Jacory Harris finished 13 of 33 for 205 yards with the two interceptions. His touchdown throws matched his personal high set against Duke in 2008. Hankerson had seven catches for a career high 147 yards. No Miami receiver has had as many touchdowns in a game since Santana Moss did it against Rutgers in 1998. Hankerson said Miami's offense is glad it's backed up by an equally potent defense. The past three games between Miami and Clemson all went to overtime, highly entertaining back-and-forth affairs people didn't want to leave. Harris and the Hurricanes, though, looked like they had put this one away by halftime after Hankerson's 7-yard TD catch with 10 seconds left before the break put Miami ahead 27-14.

Score by Quarters	1	2	3	4	Score
Miami (Fla.)	7	20	0	3	30
Clemson	7	7	7	0	21

SCORING SUMMARY:

Qtr	Time	Team	Scoring play	Conversion	Plays-Yds	TOP	UM	CU
1st	09:01	UM	Leonard Hankerson 22 yd pass from Jacory Harris	(Matt Boshier kick)	8-63	3:06	7	0
	05:53	CU	ELLINGTON 71 yd run (CATANZARO kick)		1-71	0:12	7	7
2nd	13:28	CU	ELLINGTON 14 yd run (CATANZARO kick)		10-63	4:00	7	14
	12:22	UM	Leonard Hankerson 65 yd pass from Jacory Harris	(Matt Boshier kick)	3-70	1:00	14	14
	07:33	UM	Mike James 18 yd pass from Jacory Harris	(Matt Boshier kick blocked)	1-18	0:06	20	14
	00:10	UM	Leonard Hankerson 7 yd pass from Jacory Harris	(Matt Boshier kick)	2-29	0:14	27	14
3rd	02:46	CU	ELLINGTON 3 yd run (CATANZARO kick)		8-56	3:57	27	21
4th	02:40	UM	Matt Boshier 29 yd field goal		11-68	5:40	30	21

Attendance: 81500

TEAM STATISTICS

	UM	CLEMSON
FIRST DOWNS	19	15
RUSHES-YARDS (NET)	43-171	40-162
PASSING YDS (NET)	205	149
Passes Att-Comp-Int	33-13-2	33-14-3
TOTAL OFFENSE PLAYS-YARDS	76-376	73-311
Fumble Returns-Yards	0-0	0-0
Punt Returns-Yards	4-1	3-44
Kickoff Returns-Yards	4-76	4-95
Interception Returns-Yards	3-21	2-0
Punts (Number-Avg)	10-46.3	7-46.1
Fumbles-Lost	2-0	3-3
Penalties-Yards	12-105	6-56
Possession Time	29:18	30:42
Third-Down Conversions	6 of 18	7 of 17
Fourth-Down Conversions	0 of 0	0 of 1
Red-Zone Scores-Chances	4-5	2-3
Sacks By: Number-Yards	3-8	1-7

INDIVIDUAL STATISTICS

RUSHING: Miami (Fla.)-Damien Berry 24-101; Lamar Miller 7-53; Mike James 6-31; TEAM 2-minus 2; Jacory Harris 4-minus 12. **Clemson-ELLINGTON** 17-107; HARPER 18-57; TEAM 1-minus 1; K. PARKER 4-minus 1.

PASSING: Miami (Fla.)-Jacory Harris 13-33-2-205. **Clemson-K. PARKER** 14-33-3-149.

RECEIVING: Miami (Fla.)-Leonard Hankerson 7-147; Mike James 2-29; Damien Berry 1-9; Aldarius Johnson 1-8; Travis Benjamin 1-7; Richard Gordon 1-5. **Clemson-HARPER** 4-26; ELLINGTON 3-39; HOPKINS 3-37; ALLEN 3-24; J. BROWN 1-23.