

2010 MICHIGAN SOFTBALL



Michigan Athletic Media Relations
Leah Howard ♦ Softball Contact
734.615.0679 phone ♦ 734.647.1188 fax
lchoward@umich.edu ♦ MGoBlue.com

2005 NATIONAL CHAMPIONS

13 BIG TEN TITLES

9 WCWS APPEARANCES

ZERO LOSING SEASONS IN 32 YEARS

2010 SCHEDULE/RESULTS

FEBRUARY

NTC DIVISION I ELITE INVITATIONAL

13..... vs. Chattanooga..... W, 12-1 (5)
13..... vs. #7 Georgia..... L, 4-6
14..... vs. #8 UCLA..... W, 4-2 (13)

TIGER CLASSIC

19..... vs. Virginia..... W, 13-0 (5)
19..... vs. Oklahoma State..... W, 7-0
20..... at #19 LSU..... W, 2-0
20..... vs. Virginia..... L, 1-2
21..... vs. Oklahoma State..... W, 8-1

NFCA LEADOFF CLASSIC

26..... vs. #6 Missouri..... L, 1-2 (8)
26..... vs. #18 Louisiana-Lafayette..... W, 6-0
27..... vs. Southern Illinois..... W, 10-2 (6)
27..... vs. #9 Alabama..... L, 6-10
28..... vs. Maryland..... W, 9-0 (6)

MARCH

3..... at Mississippi State..... W, 3-0

EASTON SEC/MIDWEST CHALLENGE

5..... at #8 Alabama..... W, 5-2
6..... vs. South Carolina..... W, 1-0
6..... vs. #8 Alabama..... W, 4-2
7..... vs. South Carolina..... W, 8-0 (5)

RED AND BLACK TOURNAMENT

13..... at #18 Louisville..... W, 9-5
13..... vs. Hofstra..... W, 4-3 (8)
14..... vs. Hofstra..... W, 3-1
14..... at #18 Louisville..... W, 7-3 (8)

JUDI GARMIN CLASSIC

18..... vs. #2 Arizona..... W, 1-0 (8)
19..... vs. UNLV..... W, 14-13
19..... vs. Utah..... W, 15-1 (5)
20..... vs. #15 Texas..... L, 2-5
20..... vs. DePaul..... W, 3-1
24..... vs. Bowling Green..... W, 10-2 (5)
27..... vs. #18 Illinois*..... W, 7-1

APRIL

3..... Wisconsin*..... W, 15-0 (5)
4..... Wisconsin*..... W, 8-0 (5)
8..... at Indiana*..... W, 8-2
8..... at Indiana*..... W, 14-1 (5)
10..... at Minnesota*..... W, 9-0 (5)
11..... at Minnesota*..... W, 10-0 (5)
14..... Central Michigan..... W, 8-0 (5)
17..... Northwestern*..... W, 11-7
18..... Northwestern*..... W, 15-0 (5)
21..... Penn State*..... W, 8-0 (5)
21..... Penn State*..... W, 8-0 (5)
24..... at Purdue*..... W, 5-1
25..... at Purdue*..... W, 12-3
28..... at #19 Ohio State*..... L, 3-5
28..... at #19 Ohio State*..... W, 4-3
30..... Kentucky..... W, 5-4

MAY

1..... Kentucky..... W, 8-4
4..... Western Michigan..... W, 9-1 (6)
5..... Eastern Michigan..... W, 11-1 (5)
8..... Michigan State*..... W, 10-0 (5)
9..... at Michigan State*..... W, 4-1
14..... at Iowa*..... W, 8-2
15..... at Iowa*..... W, 6-0

NCAA REGIONAL

21..... Wright State..... W, 11-2 (6)
22..... Notre Dame..... W, 8-0 (5)
23..... Notre Dame..... W, 12-2

27-28 NCAA Super Regionals
June 3-9 NCAA Women's College World Series

* denotes Big Ten Conference game

WOLVERINES HOSTS TENNESSEE IN NCAA SUPER REGIONAL PLAY



NO. 2/2 MICHIGAN WOLVERINES

(49-6, 18-1 Big Ten)
host NCAA Super Regional
Ann Arbor, Mich. | May 27-28, 2010
Wilpon Softball Complex

NCAA SUPER REGIONAL OPPOSITION

NO. 15/15 TENNESSEE VOLUNTEERS

(45-13, 17-8 SEC)
NCAA Region 15 champion



THE TOP STORYLINES THIS WEEK...

The No. 2-ranked Michigan will play No. 15-ranked Tennessee in a best-of-three NCAA Super Regional series at the Wilpon Softball Complex, home of Alumni Field. Game one will be on Thursday (May 27) at 7:30 p.m. and game two will begin at 4:30 p.m. on Friday (May 28), with a game three if necessary following on Friday. The winner of the series will earn a spot in the Women's College World Series (Thu-Wed., June 3-9) in Oklahoma City, Okla.

The series will represent a make-up of Michigan's rained-out 2010 season opener at the NTC Elite I Invitational and a rematch of the 2006 NCAA Super Regional, won by Tennessee -- 5-3, 1-5, 1-0 -- in three games in Knoxville, Tenn. The two programs are an even 3-3 in the all-time series, with all but one previous meeting occurring in postseason play.

Michigan rolled through its NCAA Regional opposition last weekend (May 21-23), outscoring its competition 31-4 through three games. The Wolverines earned back-to-back run-rule decision over Wright State (11-2, six innings) and No. 24 Notre Dame (8-0, five innings) before cruising past the Irish, 12-2, in the championship game.

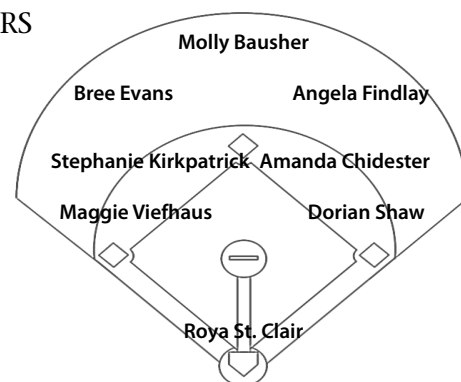
The Wolverines knocked out seven home runs, including three in the championship game, and boasted an incredible combined .375 average in NCAA Regional play. U-M was equally dominant from the circle as Jordan Taylor and Nikki Nemitz combined for a 1.56 ERA with 26 strikeouts through 18 innings pitched.

SERIES INFORMATION

vs. Tennessee
Series tied, 3-3
Last Six Meetings:
L, 0-1 (5/28/06 @ NCAA Super Regional/Knoxville)
W, 5-1 (5/28/06 @ NCAA Super Regional/Knoxville)
L, 3-5 (5/27/06 @ NCAA Super Regional/Knoxville)
W, 3-2 (6/6/05 @ WCWS)
L, 0-2 (6/5/06 @ WCWS)
W, 4-0 (3/23/96 @ Tennessee Tournament)

PROBABLE WOLVERINE STARTERS

Pos.	No., Player
1B	#23 Dorian Shaw (R/R, 5-11, Jr.)
2B	#3 Amanda Chidester (R/R, 5-9, So.)
SS	#12 Stephanie Kirkpatrick (R/R, 5-5, So.)
3B	#15 Maggie Viehhaus (L/R, 5-10, Sr.)
LF	#5 Bree Evans (L/L, 5-8, So.)
CF	#2 Molly Bausher (L/R, 5-4, Sr.)
RF	#22 Angela Findlay (R/R, 5-5, Sr.)
C	#24 Roya St. Clair (R/R, 5-5, Sr.)
DP	#44 Nikki Nemitz (L/L, 5-7, Sr.)
PR	#4 Kristin Larsen (R/R, 5-7, Sr.)
RHP	#7 Jordan Taylor (R/R, 6-1, Jr.)
LHP	#44 Nikki Nemitz (L/L, 5-7, Sr.)



WOLVERINES ON THE WEB: Game recaps, statistics, notes, quotes and much more available on MGoBlue.com, the official website of Michigan Athletics.

PLAYER ROSTER & MEDIA INFORMATION

2010 UNIVERSITY OF MICHIGAN SOFTBALL ROSTER

NO.	PITCHERS	POS.	B/T	HT.	YR./EXP.	HOMETOWN (HIGH SCHOOL)
44	Nikki Nemitz	LHP	L-L	5-7	Sr./Sr.	St. Clair Shores, Mich. (Regina)
21	Stephanie Speierman	RHP	R-R	5-6	Fr./Fr.	Columbia, Md. (Hammond)
7	Jordan Taylor	RHP	R-R	6-1	Jr./Jr.	Valencia, Calif. (Valencia)

NO.	CATCHERS	POS.	B/T	HT.	YR./EXP.	HOMETOWN (HIGH SCHOOL)
19	Nicole Guska	C	R-R	5-7	Jr./Jr.	Orland Park, Ill. (Carl Sandburg)
24	Roya St. Clair	C	R-R	5-5	Sr./Sr.	Livonia, Mich. (Stevenson)
16	Brooke Ward	C	R-R	5-8	Jr./Jr.	Highland, Mich. (Lakeland)

NO.	INFIELDERS	POS.	B/T	HT.	YR./EXP.	HOMETOWN (HIGH SCHOOL)
2	Molly Bausher	IF/OF	L-R	5-4	Sr./Sr.	Las Vegas, Nev. (Spring Valley)
3	Amanda Chidester	UT	R-R	5-9	So./So.	Allen Park, Mich. (Cabrini)
12	Stephanie Kirkpatrick	IF	R-R	5-5	So./So.	Plainfield, Ill. (Plainfield Central)
1	Amy Knapp	IF	L-R	5-8	Fr./Fr.	St. Joseph, Mich. (Lakeshore)
8	Ashley Lane	2B/SS	R-R	5-4	Fr./Fr.	Escondido, Calif. (Escondido)
23	Dorian Shaw	1B/C	R-R	5-11	Jr./Jr.	Burke, Va. (J.W. Robinson)
15	Maggie Viefhaus (c)	3B	L-R	5-10	Sr./Sr.	Eureka, Mo. (Eureka)

NO.	OUTFIELDERS	POS.	B/T	HT.	YR./EXP.	HOMETOWN (HIGH SCHOOL)
18	Jaelyn Crummey	UT	R-R	5-4	Fr./Fr.	Macomb, Mich. (Dakota)
5	Bree Evans	OF	L-L	5-8	So./So.	Bloomington, Calif. (Rialto)
22	Angela Findlay (c)	OF/IF	R-R	5-5	Sr./Sr.	Lockport, Ill. (Lockport East)
4	Kristin Larsen	OF	R-R	5-7	Sr./Sr.	Orion, Mich. (Lake Orion)
25	Marley Powers	OF	L-R	5-8	Jr./Jr.	Owosso, Mich. (Owosso)
10	Alycia Ryan	OF	R-R	6-0	Jr./Jr.	Morristown, N.J. (Morristown)

MICHIGAN SOFTBALL STAFF

Head Coach: Carol Hutchins (26th season)
 Associate Head Coach: Bonnie Tholl (17th season)
 Assistant Coach: Jennifer Brundage (12th season)
 Volunteer Coach: Becky Marx Keogh (third season)

PRONUNCIATION GUIDE

Molly Bausher BAH-sheer
 Amanda Chidester CHID-es-ter
 Nikki Nemitz NEH-mitts
 Alycia Ryan ah-LEE-sha
 Stephanie Speierman SPY-er-man
 Bonnie Tholl Thole
 Maggie Viefhaus VEE-house

ROSTER BREAKDOWN

NUMERICAL

1	Amy Knapp, IF
2	Molly Bausher, IF/OF
3	Amanda Chidester, C
4	Kristen Larsen, OF
5	Bree Evans, OF
7	Jordan Taylor, RHP
8	Ashley Lane, 2B/SS
10	Alycia Ryan, OF
12	Stephanie Kirkpatrick, IF
15	Maggie Viefhaus, 3B
16	Brooke Ward, C
18	Jaelyn Crummey, UT
19	Nicole Guska, C
21	Stephanie Speierman, RHP
22	Angela Findlay, OF/IF
23	Dorian Shaw, 1B/C
24	Roya St. Clair, C
25	Marley Powers, OF
44	Nikki Nemitz, LHP

BY CLASS

Seniors	6
Juniors	6
Sophomores	3
Freshmen	4

BY STATE

Michigan	8
Illinois	3
California	3
Maryland	1
Missouri	1
Nevada	1
New Jersey	1
Virginia	1

MICHIGAN QUICK FACTS

Head coach Carol Hutchins (Michigan St., '79)
 Record at U-M 1,156-399-4 (.743)
 Career record 1,179-410-4 (.741)
 National Championships 1

Associate head coach Bonnie Tholl (U-M, '91)
 Assistant coach Jennifer Brundage (UCLA, '95)
 Volunteer coach Becky Marx Keogh (U-M, '06)

Home facility Wilpon Complex/Alumni Field
 Stadium opening 1982
 Stadium renovations 2008
 Dimensions 200-220-200
 Surface Grass

Years of softball at U-M 33 (1978-present)
 All-time program record 1,314-502-4 (.723)
 Big Ten championships 13
 NCAA championships 1 (2005)
 Total program postseason appearances 18
 NCAA Regional appearances 17
 NCAA Super Regional appearances 6
 WCWS appearances 9

Nickname Wolverines
 School colors Maize and Blue
 Fight Song The Victors
 Conference Big Ten

MEDIA INFORMATION

THE "IN TOUCH WITH HUTCHINS" PODCAST

Every Friday during the 2010 season, head coach Carol Hutchins will offer insider access to her program in the rapid-fire In Touch With Hutch audio podcast. Hutchins will touch on topics ranging from standout performers, Michigan's opponents, game strategy and the other events of the season in each weekly feature.

TWITTER-TASTIC

Michigan softball is now on Twitter. Sign up and follow the Wolverines (Michigan_softb) with up-to-the-minute news and information throughout the season and beyond. Twitter is a free casual, online social network that is designed to connect businesses, organizations and individuals. Each Twitter post (or "tweet") can be received on a user's cell phone via text or on the web.

2010 YEARBOOK & RECORD BOOK

Beginning with the 2009-10 academic year, the University of Michigan athletics department will no longer print media guides. U-M fans and media can still obtain all the information they're used to, only now it's available online. If you're looking for in-depth historical information, statistics, records, archives, etc., the Record Book is what you'll need. For more of a general overview of a team, the staff and student-athletes, check out the Yearbook. Check them both out in our new publications section on MGoBlue.com.

INTERVIEWS

All interviews with players and coaches need to be cleared through the Michigan media relations office with Leah Howard. If you wish to talk to any Wolverine player or head coach Carol Hutchins, please contact Howard via email or phone contact information on the front page of the softball notes.

GAME NOTES AND STATISTICS

Game notes and statistics will be distributed to all working media on game days at Alumni Field. Copies will be made available in the press box. Statistics are for working press only. All information will be made available to fans and Michigan supporters on MGoBlue.com.

LIVE STATS AND GAMETRACKER

Select games will be available on radio and/or the internet but all home games can be accessed through Gametracker, offering realtime statistics on MGoBlue.com.

GAME-BY-GAME RESULTS

◆ 2010 MICHIGAN SOFTBALL GAME-BY-GAME RESULTS

(RECORD: 49-6 HOME: 17-0 AWAY: 16-1 NEUTRAL: 16-5 BIG TEN: 18-1)

GAME DATE	OPPOSING TEAM	SCORE	U-M R-H-E	OPP. R-H-E	INNS	OVERALL	BIG TEN	U-M PITCHER OF RECORD	ATTEND	TIME
Feb 13, 2010	vs Chattanooga	W 12-1	12-15-0	1-3-0	5	1-0-0	0-0-0	J. Taylor (W 1-0)	796	1:50
Feb 13, 2010	vs #7 Georgia	4-6 L	4-5-2	6-6-1	7	1-1-0	0-0-0	Nemitz (L 0-1)	337	2:44
Feb 14, 2010	vs #8 UCLA	W 4-2	4-6-0	2-5-1	(13)	2-1-0	0-0-0	J. Taylor (W 2-0)	-	3:41
Feb 19, 2010	vs Virginia	W 13-0	13-14-0	0-2-2	5	3-1-0	0-0-0	Nemitz (W 1-1)	965	1:43
Feb 19, 2010	vs Oklahoma State	W 7-0	7-6-1	0-0-0	7	4-1-0	0-0-0	J. Taylor (W 3-0)	965	1:35
Feb 20, 2010	at Louisiana State	W 2-0	2-6-0	0-3-2	7	5-1-0	0-0-0	J. Taylor (W 4-0)	1,169	1:56
Feb 20, 2010	vs Virginia	1-2 L	1-3-0	2-4-2	7	5-2-0	0-0-0	Nemitz (L 1-2)	1,169	1:37
Feb 21, 2010	vs Oklahoma State	W 8-1	8-8-2	1-4-2	7	6-2-0	0-0-0	J. Taylor (W 5-0)	-	1:47
Feb 26, 2010	vs Missouri	1-2 L	1-3-1	2-5-0	(8)	6-3-0	0-0-0	J. Taylor (L 5-1)	-	2:19
Feb 26, 2010	vs La.-Lafayette	W 6-0	6-9-1	0-3-3	7	7-3-0	0-0-0	Nemitz (W 2-2)	-	1:51
Feb 27, 2010	vs Southern Illinois	W 10-2	10-9-0	2-4-0	6	8-3-0	0-0-0	J. Taylor (W 6-1)	103	1:30
Feb 27, 2010	vs Alabama	6-10 L	6-10-2	10-12-3	7	8-4-0	0-0-0	Nemitz (L 1-3)	-	2:30
Feb 28, 2010	vs Maryland	W 9-0	9-8-2	0-2-3	6	9-4-0	0-0-0	J. Taylor (W)	-	1:30
March 3, 2010	at Mississippi State	W 3-0	3-6-1	0-4-1	7	10-4-0	0-0-0	Nemitz (W 3-3)	177	1:40
March 5, 2010	at Alabama	W 5-2	5-8-1	2-5-0	7	11-4-0	0-0-0	J. Taylor (W 8-1)	2,102	2:28
March 6, 2010	vs South Carolina	W 1-0	1-2-0	0-5-2	7	12-4-0	0-0-0	Nemitz (W 4-3)	-	1:34
March 6, 2010	at Alabama	W 4-2	4-11-0	2-4-0	7	13-4-0	0-0-0	J. Taylor (W 9-1)	-	1:48
March 7, 2010	vs South Carolina	W 8-0	8-11-0	0-2-1	5	14-4-0	0-0-0	Speierman (W 1-0)	-	1:25
March 13, 2010	at Louisville	W 9-5	9-11-4	5-7-2	7	15-4-0	0-0-0	J. Taylor (W 10-1)	318	2:20
March 13, 2010	vs Hofstra	W 4-3	4-5-1	3-6-2	(8)	16-4-0	0-0-0	Nemitz (W 5-3)	118	2:10
March 14, 2010	vs Hofstra	W 3-1	3-7-2	1-4-0	7	17-4-0	0-0-0	J. Taylor (W 11-1)	274	1:52
March 14, 2010	at Louisville	W 7-3	7-11-1	3-7-0	(8)	18-4-0	0-0-0	Nemitz (W 6-3)	288	2:17
March 18, 2010	vs Arizona	W 1-0	1-7-0	0-1-0	(8)	19-4-0	0-0-0	J. Taylor (W 12-1)	-	1:52
March 19, 2010	vs UNLV	W 14-13	14-12-1	13-11-2	(8)	20-4-0	0-0-0	Nemitz (W 6-3)	-	2:40
March 19, 2010	vs Utah	W 15-1	15-15-0	1-1-1	5	21-4-0	0-0-0	Nemitz (W 7-3)	256	1:34
March 20, 2010	vs Texas	2-5 L	2-2-2	5-10-2	7	21-5-0	0-0-0	J. Taylor (L 12-2)	667	2:20
March 20, 2010	vs DePaul	W 3-1	3-6-1	1-4-2	7	22-5-0	0-0-0	Nemitz (W 8-3)	-	1:32
March 24, 2010	BOWLING GREEN	W 10-2	10-12-0	2-4-1	5	23-5-0	0-0-0	Nemitz (W 10-3)	1145	1:25
* March 27, 2010	ILLINOIS	W 7-1	7-10-0	1-5-1	7	24-5-0	1-0-0	J. Taylor (W 13-2)	1224	1:55
* April 3, 2010	WISCONSIN	W 15-0	15-12-1	0-1-2	5	25-5-0	2-0-0	J. Taylor (W 14-2)	1623	1:36
* April 4, 2010	WISCONSIN	W 8-0	8-6-0	0-1-0	5	26-5-0	3-0-0	Nemitz (W 11-3)	1188	1:16
* April 8, 2010	at Indiana	W 8-2	8-11-1	2-5-0	7	27-5-0	4-0-0	J. Taylor (W 15-2)	-	1:55
* April 8, 2010	at Indiana	W 14-1	14-13-0	1-4-3	5	28-5-0	5-0-0	Nemitz (W 12-3)	273	1:35
* April 10, 2010	at Minnesota	W 9-0	9-7-0	0-0-2	5	29-5-0	6-0-0	J. Taylor (W 16-2)	356	1:44
* April 11, 2010	at Minnesota	W 10-0	10-9-0	0-1-3	5	30-5-0	7-0-0	Nemitz (W 13-3)	373	1:34
April 14, 2010	CENTRAL MICHIGAN	W 8-0	8-4-0	0-1-1	5	31-5-0	7-0-0	Speierman (W 2-0)	1309	1:26
* April 17, 2010	NORTHWESTERN	W 11-7	11-13-1	7-6-1	7	32-5-0	8-0-0	J. Taylor (W 17-2)	1519	2:36
* April 18, 2010	NORTHWESTERN	W 15-0	15-13-1	0-1-2	5	33-5-0	9-0-0	Nemitz (W 14-3)	1586	1:37
* April 21, 2010	PENN STATE	W 8-0	8-9-0	0-0-0	5	34-5-0	10-0-0	J. Taylor (W 18-2)	-	1:30
* April 21, 2010	PENN STATE	W 8-0	8-5-1	0-1-1	5	35-5-0	11-0-0	Nemitz (W 15-3)	1429	1:25
* April 24, 2010	at Purdue	W 5-1	5-6-0	1-4-0	7	36-5-0	12-0-0	J. Taylor (W 19-2)	158	1:44
* April 25, 2010	at Purdue	W 12-3	12-13-0	3-6-3	7	37-5-0	13-0-0	J. Taylor (W 20-2)	83	2:05
* April 28, 2010	at Ohio State	3-5 L	3-4-0	5-6-1	7	37-6-0	13-1-0	J. Taylor (L 20-3)	-	1:57
* April 28, 2010	at Ohio State	W 4-3	4-8-2	3-7-2	7	38-6-0	14-1-0	J. Taylor (W 21-3)	867	2:25
April 30, 2010	KENTUCKY	W 5-4	5-5-0	4-7-1	7	39-6-0	14-1-0	J. Taylor (W 22-3)	1507	1:58
May 1, 2010	KENTUCKY	W 8-4	8-12-1	4-10-1	7	40-6-0	14-1-0	Nemitz (W 16-3)	1606	1:57
May 4, 2010	WESTERN MICHIGAN	W 9-1	9-11-0	1-2-1	6	41-6-0	14-1-0	Nemitz (W 17-3)	1407	1:59
May 5, 2010	EASTERN MICHIGAN	W 11-1	11-5-0	1-5-4	5	42-6-0	14-1-0	Nemitz (W 18-3)	1146	1:44
* May 8, 2010	MICHIGAN STATE	W 10-0	10-12-0	0-1-1	5	43-6-0	15-1-0	J. Taylor (W 23-3)	2429	1:14
* May 9, 2010	at Michigan State	W 4-1	4-3-2	1-3-1	7	44-6-0	16-1-0	Nemitz (W 19-3)	1481	1:41
* May 14, 2010	at Iowa	W 8-2	8-4-0	2-4-2	7	45-6-0	17-1-0	J. Taylor (W 24-3)	825	2:34
* May 15, 2010	at Iowa	W 6-0	6-7-0	0-1-0	7	46-6-0	18-1-0	Nemitz (W 20-3)	933	2:04
May 21, 2010	WRIGHT STATE	W 11-2	11-10-0	2-7-1	6	47-6-0	18-1-0	Nemitz (W 21-3)	1763	1:55
May 22, 2010	NOTRE DAME	W 8-0	8-6-0	0-3-0	5	48-6-0	18-1-0	J. Taylor (W 25-3)	1807	1:22
May 23, 2010	NOTRE DAME	W 12-2	12-11-0	2-7-1	7	49-6-0	18-1-0	J. Taylor (W 26-3)	2267	2:33

* = Conference game

() extra inning game

PLAYER & TEAM NOTES

THE NATIONAL POLLS

USA Today/NFCA (May 18)

Rank, Team	Record	Pts	Prev
1. Washington (17)	45-6	497	1
2. MICHIGAN (1)	46-6	474	2
3. Alabama (2)	48-9	469	3
4. UCLA	40-11	421	6
5. Florida	43-8	405	5
6. Arizona	43-11	400	4
7. Georgia Tech	49-9	387	7
8. Oklahoma	43-10	373	8
9. Georgia	43-11	330	9
10. LSU	44-14	321	11
11. Arizona State	41-15	292	10
12. Texas	42-13	262	12
13. California	41-17	250	13
14. Missouri	46-11	240	14
15. Tennessee	42-13	207	15
16. Stanford	36-17	193	17
17. Illinois	43-6	165	18
18. Texas A&M	42-14	158	19
19. Hawaii	44-13	147	21
20. Oklahoma State	43-14	138	16
21. Ohio State	37-12	88	22
Oregon	33-19	88	20
23. UMass	42-8-1	80	23
24. Florida State	43-16	56	24
25. Notre Dame	45-10	17	25

Receiving votes: BYU (13), Fordham (13), DePaul (5), Louisville (4), San Diego State (3), North Carolina (2), East Carolina (1) and Lipscomb (1)

ESPN.com/USA Softball (May 11)

Rank, Team	Record	Points	Prev
1. Washington (20)	43-5	500	1
2. MICHIGAN	44-6	477	2
3. Alabama	45-9	457	3
4. Arizona	42-9	433	4
5. Florida	42-7	424	5
6. UCLA	38-10	406	6
7. Georgia Tech	46-9	368	7
8. Oklahoma	40-10	350	9
9. Georgia	42-10	340	10
10. Arizona State	40-13	310	8
11. LSU	42-13	288	11
12. Texas	41-11	281	12
13. California	38-17	234	T15
14. Missouri	44-10	227	14
15. Tennessee	41-12	202	18
16. Oklahoma State	43-13	195	13
17. Stanford	33-17	176	T15
18. Illinois	39-6	165	17
19. Texas A&M	41-13	162	20
20. Oregon	33-15	122	19
21. Hawaii	41-12	109	21
22. Ohio State	35-12	87	22
23. UMass	38-7-1	54	24
24. Florida State	41-15	51	23
25. Notre Dame	44-9	38	25

2010 WEEK-BY-WEEK IN THE POLLS

Date	NFCA	ESPN/USA
Preseason	4	3
Feb 16	4	3
Feb 23	4	4
March 2	7	7
March 9	5	5
March 16	4	4
March 23	2	3
March 30	2	3
April 6	2	3
April 13	2	2
April 20	2	2
April 27	2	2
May 4	2	2
May 11	2	2
May 18	2	n/a
Final		

WOLVERINE NEWS & NOTES ...

We Are the Champions -- With their perfect 3-0 performance over the weekend competition, the Wolverines claimed their 14th NCAA Regional title in program history and their seventh in a row. All but one of those regional crowns was won at Alumni Field. Michigan has reached the NCAA Super Regional each year since the format was adopted in 2005.

Postseason Prowess -- Three Wolverine hitters batted .500 or better in this weekend's NCAA Regional action. Senior third baseman Maggie Viefhaus hit .625 (5-for-8) with seven runs batted in, while sophomore second baseman Amanda Chidester batted .600 (3-for-5) and senior catcher Roya St. Clair hit .500 (5-for-10) with six RBI from the cleanup spot.

We Are the Champions (Part II) -- With their 8-2, 6-0 weekend sweep at Iowa (May 14-15), the Wolverines sealed up outright possession of the Big Ten title for the second consecutive season. It is the 13th for the Wolverines in program history and the third in as many years [U-M shared the 2008 honor with Northwestern]. All 13 titles have come over the last 19 seasons. While Michigan has previously repeated as the Big Ten champion six times, it had never before won three consecutive conference titles.

Top Pair -- Senior LHP Nikki Nemitz and senior third baseman Maggie Viefhaus were named Co-Big Ten Players of the Year. The Wolverine seniors' co-honors marks just the second time in conference history that two student-athletes shared the Big Ten Player of the Year award and the first time that two teammates shared the honor. Michigan has garnered Big Ten Player of the Year honors 14 times in program history. It is the second straight yearly league honor for Nemitz, who was also named the 2009 Big Ten Pitcher of the Year.

Taylor Made -- Junior LHP Jordan Taylor was named the 2010 Big Ten Pitcher of the Year, netting Michigan's second straight pitching accolade and 11th since 1992. Taylor led the conference in several pitching categories, including wins (11), strikeouts (112) and opposing average (.145). The Wolverine hurler recorded two perfect games in three starts early in Big Ten play and was named Big Ten Pitcher of the Week five times during the 2010 season.

Raking in the Awards -- With five representatives, the Wolverines accounted for nearly half of the All-Big Ten first team. Senior rightfielder Angela Findlay and sophomore leftfielder Bree Evans joined Nemitz, Viefhaus and Taylor on the first team. The five first-team picks match the fourth-most in program history; U-M has boasted at least five first teamers in each of the last three seasons. The All-Big Ten first team accolades are the fourth in as many years for Nemitz and Findlay, who become just the third and fourth players in conference history to earn four first-team citations, joining associate head coach Bonnie Tholl (1988-91) and Northwestern's Garland Cooper (2004-07).

In total, Michigan placed nine players on the All-Big Ten teams. Junior first baseman Dorian Shaw and senior centerfielder Molly Bausher were named to the All-Big Ten second team, while senior catcher Roya St. Clair and sophomore second baseman Amanda Chidester earned third-team selection. It marked the second career selection for all but Bausher, who garnered her first all-conference nod as a utility player after splitting the Big Ten season between centerfield and shortstop.

Home Sweet Home -- The Wolverines own a 36-game winning streak at Alumni Field. U-M has not lost at home since day two of the 2008 NCAA Super Regional against Virginia Tech on May 25, 2008. Since moving to Alumni Field in 1982, the Wolverines own an impressive 425-120-1 (.779) home record. U-M capped its 2009 season with a perfect 19-0 record in games at Alumni Field. Since the unveiling of the Wilpon Softball Complex in 2008, Michigan is 45-3 at home. Michigan has also ranked among the nation's top-10 attendance leaders in each of the last seven seasons, boasting the No. 3 spot in 2009 with an average of 1,409 fans.

A Winning Attitude -- Celebrating her 22nd birthday in style, Nemitz tossed a gem in the Wolverines regular-season finale at Iowa (May 15), striking out seven Hawkeye batters while allowing one hit and a pair of walks en route to a complete-game shutout -- her sixth of the season -- and Big Ten Pitcher of the Week accolades. Adding an NCAA Regional win over Wright State (May 21), Nemitz's is 21-3 on the season. She is the only pitcher in Wolverine program history to earn four straight 20-win seasons. With a career record of 92-20, she ranks third among Michigan's all-time winningest pitchers.

Homer is Where the Heart is -- The Wolverines shook off its two-game home drought in their final regular-season series at Iowa to knock out seven long balls in NCAA Regional play (May 21-23), including three in the finale against Notre Dame. Michigan has registered at least one home run in 26 of the last 29 games. U-M boasts 81 home runs this season and has already registered the second-greatest season total in program history and eight more than its entire 2009 total. Three Wolverine hitters -- Dorian Shaw (20), Maggie Viefhaus (20) and Angela Findlay (12) -- boast double-digit home runs on the season. The last time Michigan had three or more players with double-digit home runs in a season was that record-breaking 2005 season when Jessica Merchant and Samantha Findlay tallied 21 apiece and Nicole Motycka and Grace Leutele recorded 13 and 12, respectively.

Michigan's three 2010 home run leaders rank among the program's all-time career home run leaders. Shaw lists third with 45 -- just one shy of the second spot, currently held by Jessica Merchant (46, 2003-05) -- while Viefhaus lists fourth with 42, while Findlay owns the seventh spot with 25. Samantha Findlay (2005-08) owns the Wolverines' career home run with 62.

Swing Batter Batter Swing -- Junior RHP Jordan Taylor struck out 11 batters in back-to-back NCAA Regional wins over Notre Dame (May 22-23), upping her season strikeout total to an even 300. Taylor, who boasts 16 double-digit strikeout efforts on the season, is averaging 11.2 per game -- a figure that ranks ninth nationally. Taylor's total also ranks sixth on Michigan's single-season strikeout leaders list. She is only the second Wolverine pitcher to register 200+ strikeouts in three seasons, joining Jennie Ritter (2003-06). With 842 strikeouts in her career, Taylor ranks third among Michigan's all-time leaders in the category.

Finding Her Groove -- After a bit of a slow start, senior LHP Nikki Nemitz has been on fire over the second half of the season, hitting .410 with six doubles, five homers and 23 RBI over the last 25 games. She experienced her breakout weekend at Louisville's Red and Black Tournament (March 13-14), matching a career-best three hits against the host Cardinals in the

Final Big Ten Standings

	Big Ten		Overall	
MICHIGAN*	18-1	.947	46-6	.885
Illinois	16-2	.889	43-6	.878
Ohio State	16-2	.889	37-12	.755
Northwestern	10-8	.556	25-23	.521
Iowa	10-9	.526	25-23	.521
Purdue	8-10	.444	27-27	.500
Penn State	8-11	.421	29-22	.569
Wisconsin	5-13	.278	20-31	.392
Michigan State	5-15	.250	21-31	.404
Indiana	4-14	.222	12-36	.250
Minnesota	2-17	.105	16-37	.302

* Big Ten champion

tournament opener before bombing out the game-winning solo blast in the top of the eighth against Louisville a day later in the tournament finale.

Shutout and Shutdown -- The Wolverines registered an 8-0, five-inning shutout against Notre Dame in the NCAA Regional semifinal (May 22), upping their season total to 20 shutouts through 55 games. Junior RHP Jordan Taylor (30) and senior LHP Nikki Nemitz (27) sit eighth and ninth, respectively, on Michigan's career shutout leaders list. Freshman Stephanie Speierman collected the shutout in her first collegiate start vs. Central Michigan and has combined for another four of Michigan's shutout wins.

Senioritis -- While several Wolverines can claim career-high statistics in a couple offensive categories this season, Michigan's six-member senior class has set the tone with career numbers in their final collegiate season.

Molly Bausher

Year	Avg.	Runs	Hits	Extra	RBI
2007	.181	19	23	3	6
2008	.215	35	40	5	17
2009	.244	18	20	4	9
2010	.289	31	44	9	20

Angela Findlay

Year	Avg.	Runs	Hits	Extra	RBI
2007	.367	28	54	22	33
2008	.337	39	59	12	25
2009	.337	35	56	17	30
2010	.346	68	54	21	51

Nikki Nemitz

Year	Avg.	Runs	Hits	Extra	RBI
2007	.250	0	1	0	0
2008	.272	11	41	7	21
2009	.292	19	35	19	37
2010	.346	22	44	18	44

Maggie Viehhaus

Year	Avg.	Runs	Hits	Extra	RBI
2007	.277	26	48	14	23
2008	.306	33	52	19	39
2009	.313	44	52	29	38
2010	.396	67	61	34	60

Simply Perfect -- Junior RHP Jordan Taylor tossed her second perfect game in three starts in game one of Michigan's twinbill against Penn State (April 21), striking out nine Nittany Lion batters en route to the 8-0, five-inning decision. The no-hitter was Taylor's third of the season and sixth in her career, giving her sole possession of the Michigan's all-time record in the category while the perfect game was the sixth in U-M softball history. Taylor is the only Wolverine pitcher to record multiple perfect games in her career. Other Wolverine perfect-game winners are Kelly Forbis

(1990-93), Sara Griffin (1995-98), Marissa Young (2000-03) and senior LHP Nikki Nemitz.

Taylor her first perfect game of her career at Minnesota (April 10), striking out 10 of the 15 batters she faced in a 9-0, five-inning decision. The Wolverine junior also tossed a complete-game no-hitter in her Tiger Classic debut vs. Oklahoma State game (Feb. 19), striking out 10 while allowing just two base runners on an early error and hit batsman.

Powers Hitting -- Junior outfielder/designated player Marley Powers made a triumphant return to the Wolverine starting lineup in the Kentucky finale (May 1), going 2-for-3 from the plate with a pair of RBI. Her two-run blast in the fourth inning was her first homer of the season and sixth of her career. Powers boasted four home runs and 21 RBI, largely in a pinch-hit role, as a freshman (2008).

Speier-Man, Speier-Man, Does Whatever a Speier Can -- Freshman RHP Stephanie Speierman tossed a gem in her first collegiate start, allowing just one hit and one walk en route to a complete-game shutout against Central Michigan (April 14). The Wolverine rookie struck out three Chippewa batters in the five-inning appearance. Speierman's first collegiate victory came in relief against South Carolina in the Easton SEC/Midwest Challenge finale (March 5-7). The Gamecocks did not get a ball out of the infield against Speierman, as she recorded the nine outs on four groundouts, two popups, and three strikeouts, including Ks of the final two batters she faced en route to U-M's 8-0, five-inning decision.

The Streak -- Junior first baseman Dorian Shaw used a line-drive home run in the Northwestern opener (April 17) to extend her hitting streak to a career-best 11 games before seeing it come to an end in the series finale. The streak is the longest for a Wolverine hitter in two years, dating back to Alessandra Giampaolo's 16-game hit streak in the heart of the 2008 season. Shaw hit .577 (15-for-26) with six homers and 21 RBI over the stretch. Prior to the recent streak, Shaw's career best was five games.

Save Me -- With her save against Hofstra on day one of the Red and Black Tournament (March 13-14), junior RHP Jordan Taylor moved into a two-way tie for Michigan's career saves record with nine over her three-year tenure. She shares the record with Nicole Motycka (2002-05).

No Rest for the Weary -- Michigan's 13-inning marathon vs. No. 8 UCLA was its longest game since going to 13 innings last season at Florida State (Feb. 24, 2009), while its three-hour, 41-minute duration was its longest in six seasons, dating back to a 3-2, 13-inning defeat against LSU at the 2004 Women's College World Series that last three hours and 58 minutes.

2010 SEASON HONORS**Big Ten Conference Honors**

Big Ten team champion (outright)

Medal of Honor
Angela Findlay

Players of the Year
Nikki Nemitz
Maggie Viehhaus

Pitcher of the Year
Jordan Taylor

All-Big Ten first team
Maggie Viehhaus • 3B
Breen Evans • OF
Angela Findlay • OF
Nikki Nemitz • UT
Jordan Taylor • P

All-Big Ten second team
Dorian Shaw • 1B
Molly Bausher • UT

All-Big Ten third team
Amanda Chidester • 2B
Roya St. Clair • C

Player of the Week
Amanda Chidester • May 10
Maggie Viehhaus • April 19
Dorian Shaw • April 5
Dorian Shaw • March 8

Pitcher of the Week
Nikki Nemitz • May 17
Nikki Nemitz • May 10
Jordan Taylor • April 26
Jordan Taylor • April 12
Nikki Nemitz • April 5
Jordan Taylor • March 8
Jordan Taylor • Feb. 22
Jordan Taylor • Feb. 16

USA SOFTBALL

Collegiate Player of the Year, 25 finalists
Jordan Taylor

Preseason 50 Players to Watch list
Nikki Nemitz
Maggie Viehhaus

MISCELLANEOUS

CoSIDA Academic All-District first team
Angela Findlay

Lowes's Senior CLASS Award, 10 finalists
Nikki Nemitz

Tournament Titles

Judi Garman Classic (co-champions)

Individual Tournament Honors

Easton SEC/Midwest Challenge
Jordan Taylor (Most Valuable Player)
Angela Findlay
Dorian Shaw
Roya St. Clair

Tiger Classic
Jordan Taylor (Most Valuable Player)
Bree Evans
Maggie Viehhaus

PLAYER STATS

◆ OVERALL STATISTICS

Batting

PLAYER	AVG	GP	GS	AB	R	H	2B	3B	HR	RBI	TB	SLG%	BB	HBP	SO	GDP	OB%	SF	SH	SB	ATT	PO	A	E	FLD%
Viefhaus, Maggie	.396	55	55	154	67	61	11	3	20	60	138	.896	39	7	21	0	.532	1	1	12	15	31	78	5	.956
Evans, Bree	.362	55	55	188	52	68	7	4	0	20	83	.441	17	1	20	0	.415	1	3	10	13	36	2	2	.950
Shaw, Dorian	.358	55	55	134	40	48	5	0	20	59	113	.843	45	12	32	0	.550	0	0	4	4	298	15	4	.987
Nemitz, Nikki	.346	50	50	127	22	44	9	0	9	44	80	.630	24	1	29	0	.448	2	1	0	0	5	21	0	1.000
Findlay, Angela	.346	55	55	156	68	54	8	0	13	51	101	.647	29	7	10	0	.464	2	11	5	5	36	0	1	.973
Chidester, Amanda	.291	55	55	158	34	46	8	0	9	41	81	.513	14	4	19	1	.362	1	7	1	2	107	67	6	.967
Bausher, Molly	.289	55	54	152	31	44	8	1	0	20	54	.355	7	1	22	0	.323	1	4	8	12	40	19	2	.967
Kirkpatrick, Steph	.282	40	40	103	20	29	5	1	0	11	36	.350	17	1	8	0	.388	0	7	3	3	33	35	6	.919
St. Clair, Roya	.274	55	54	168	19	46	8	0	8	46	78	.464	11	5	20	1	.333	2	6	0	0	460	30	2	.996

Powers, Marley	.219	28	4	32	8	7	1	0	1	3	11	.344	2	3	8	0	.324	0	0	0	0	0	2	0	1.000
Larsen, Kristin	.147	43	16	34	12	5	3	0	1	9	11	.324	8	1	15	0	.326	0	3	0	1	6	0	1	.857
Ryan, Alycia	.143	27	0	7	10	1	0	0	0	0	1	.143	1	0	3	0	.250	0	0	0	0	3	0	0	1.000
Lane, Ashley	.138	25	4	29	4	4	1	0	0	0	5	.172	2	0	11	0	.194	0	1	0	0	10	4	0	1.000
Ward, Brooke	.000	4	0	3	1	0	0	0	0	0	0	.000	0	0	2	0	.000	0	0	0	0	1	0	0	1.000
Guska, Nicole	.000	23	17	2	0	0	0	0	0	0	0	.000	0	0	1	0	.000	0	0	0	0	0	0	0	.000
Knapp, Amy	.000	3	0	1	2	0	0	0	0	0	0	.000	0	0	0	0	.000	0	0	0	0	0	0	0	.000
Taylor, Jordan	.000	1	1	0	0	0	0	0	0	0	0	.000	0	0	0	0	.000	0	0	0	0	2	37	5	.886
Speierman, Stephan	.000	4	3	0	0	0	0	0	0	0	0	.000	0	0	0	0	.000	0	0	0	0	0	2	0	1.000
Crummey, Jaclyn	.000	37	0	0	19	0	0	0	0	0	0	.000	0	0	0	0	.000	0	0	1	1	0	0	0	.000
Totals	.316	55	55	1448	409	457	74	9	81	364	792	.547	216	43	221	2	.417	10	44	44	56	1068	312	34	.976
Opponents	.179	55	55	1269	104	227	27	3	22	90	326	.257	78	19	499	1	.237	1	24	41	56	1017	427	70	.954

LOB - Team (344), Opp (228). DPs turned - Team (7), Opp (17). IBB - Team (7), Shaw 4, Viefhaus 2, Chidester 1, Opp (5).

Pitching

PLAYER	ERA	W	L	APP	GS	CG	SO	CB	SV	IP	H	R	ER	BB	SO	2B	3B	HR	AB	B/AVG	WP	HBP	IP	SFA	SHA
Taylor, Jordan	1.42	26	3	32	28	23	8	2	2	187.2	107	48	38	40	300	15	1	11	660	.162	5	7	18	0	11
Nemitz, Nikki	1.70	21	3	28	23	13	6	4	1	144.0	107	49	35	30	173	11	2	9	524	.204	5	11	0	0	13

Speierman, Stephan	2.01	2	0	12	3	1	1	4	0	24.1	13	7	7	8	26	1	0	2	85	.153	0	1	4	1	0
Totals	1.55	49	6	55	55	37	20	5	3	356.0	227	104	79	78	499	27	3	22	1269	.179	10	19	22	1	24
Opponents	6.90	6	49	55	55	22	0	0	0	339.0	457	409	334	216	221	74	9	81	1448	.316	39	43	17	10	44

PB - Team (4), St. Clair 4, Opp (6). SBA/ATT - St. Clair (36-51), J. Taylor (24-32), Nemitz (15-22), Chidester (4-4), Speierman (2-2), Guska (1-1).

◆ BIG TEN STATISTICS

Batting

PLAYER	AVG	GP	GS	AB	R	H	2B	3B	HR	RBI	TB	SLG%	BB	HBP	SO	GDP	OB%	SF	SH	SB	ATT	PO	A	E	FLD%
Viefhaus, Maggie	.478	19	19	46	29	22	5	1	9	27	56	1.217	18	3	5	0	.632	1	0	4	5	10	18	1	.966
Nemitz, Nikki	.458	19	19	48	9	22	6	0	3	18	37	.771	12	1	6	0	.574	0	0	0	0	2	5	0	1.000
Evans, Bree	.400	19	19	65	19	26	5	1	0	11	33	.508	2	1	7	0	.420	1	2	2	4	9	1	0	1.000
Shaw, Dorian	.386	19	19	44	15	17	2	0	5	19	34	.773	14	7	7	0	.585	0	0	1	1	86	3	2	.978
Findlay, Angela	.375	19	19	48	29	18	4	0	5	18	37	.771	14	2	2	0	.515	2	3	3	3	8	0	0	1.000
St. Clair, Roya	.305	19	19	59	9	18	5	0	3	17	32	.542	2	2	5	1	.344	1	1	0	0	160	12	0	1.000
Chidester, Amanda	.300	19	19	50	16	15	1	0	4	20	28	.560	9	2	6	0	.419	1	1	0	0	36	15	1	.981
Bausher, Molly	.296	19	19	54	10	16	5	0	0	10	21	.389	2	0	6	0	.316	1	1	2	2	15	9	2	.923
Kirkpatrick, Stephanie	.211	8	8	19	4	4	1	1	0	2	7	.368	5	1	0	0	.400	0	1	1	1	6	10	1	.941
Larsen, Kristin	.160	17	11	25	8	4	3	0	0	5	7	.280	6	0	9	0	.323	0	3	0	1	3	0	1	.750

Powers, Marley	.200	13	0	10	1	2	0	0	0	0	2	.200	0	3	2	0	.385	0	0	0	0	0	0	0	.000
Lane, Ashley	.143	10	0	7	1	1	1	0	0	0	2	.286	1	0	3	0	.250	0	0	0	0	4	1	0	1.000
Ryan, Alycia	.000	11	0	4	4	0	0	0	0	0	0	.000	1	0	2	0	.200	0	0	0	0	1	0	0	1.000
Ward, Brooke	.000	2	0	2	0	0	0	0	0	0	0	.000	0	0	1	0	.000	0	0	0	0	1	0	0	1.000
Guska, Nicole	.000	11	9	1	0	0	0	0	0	0	0	.000	0	0	0	0	.000	0	0	0	0	0	0	0	.000
Crummey, Jaclyn	.000	15	0	0	9	0	0	0	0	0	0	.000	0	0	0	0	.000	0	0	0	0	0	0	0	.000
Knapp, Amy	.000	2	0	0	2	0	0	0	0	0	0	.000	0	0	0	0	.000	0	0	0	0	0	0	0	.000
Totals	.342	19	19	482	165	165	38	3	29	147	296	.614	86	22	61	1	.457	7	12	13	17	342	89	9	.980
Opponents	.145	19	19	392	26	57	8	1	4	22	79	.202	22	4	176	0	.199	0	5	11	17	324	145	25	.949

LOB - Team (120), Opp (55). DPs turned - Team (2), Opp (7). IBB - Team (7), Shaw 4, Viefhaus 2, Chidester 1, Opp (3).

Pitching

PLAYER	ERA	W	L	APP	GS	CG	SO	CB	SV	IP	H	R	ER	BB	SO	2B	3B	HR	AB	B/AVG	WP	HBP	IP	SFA	SHA
Nemitz, Nikki	1.15	7	0	9	9	5	4	1	0	42.2	23	8	7	10	56	3	1	0	148	.155	1	3	0	0	4
Taylor, Jordan	1.48	11	1	12	10	9	3	1	0	66.1	33														

MICHIGAN SITUATIONAL STATS

WOLVERINE BITES

Overall record	49-6
At Alumni Field.....	17-0
On the road.....	17-1
At a neutral site	15-5
Day games	36-5
Night games.....	13-1
Vs. top-10 opponents.....	4-3
Vs. ranked opponents	14-5
Vs. unranked opponents	35-1
Vs. teams .500 or better	36-5
Vs. teams worse than .500	13-1

U-M after a win	42-6
U-M after a loss	6-0

U-M scores first.....	40-2
Scoring 4 or more runs	41-2
10 hits or more.....	22-1
Hitting one home run.....	17-1
Hitting 2 or more home runs.....	23-0
Playing error free	29-2
Committing one error	15-1
Committing two or more errors	5-3

Leading after 5 innings.....	22-1
Trailing after 5 innings	3-4
Leading after 6 innings.....	21-1
Trailing after 6 innings	1-4

In one-run games.....	5-2
In two-run games.....	5-2
Extra innings	5-1
Run-rule decisions	23-0

Vs. lefty starters	5-1
Vs. righty starters.....	44-5

MONTHLY RECORD

U-M in February	9-4
U-M in March	15-1
U-M in April.....	14-1
U-M in May	10-0

DAYS OF THE WEEK

U-M on Monday.....	0-0
U-M on Tuesday.....	1-0
U-M on Wednesday.....	7-1
U-M on Thursday	3-0
U-M on Friday	9-1
U-M on Saturday	17-4
U-M on Sunday.....	12-0

WINNING AND LOSING STREAKS

Longest winning streak	16
Longest losing streak	1
Last 10 games	10-0
Last 15 games	14-1
Last 20 games	19-1
Current streak	W12
Largest winning margin	15
Largest losing margin.....	4

PITCHING

Taylor Starts	25-3
Nemitz Starts.....	21-3
Speierman Starts.....	3-0

HITTING

Evans leads off.....	49-6
----------------------	------

ATTENDANCE

Total home attendance	24,955
Average home attendance.....	1,559
Total home dates.....	16
Largest crowd	2,429

RUNNERS IN SCORING POSITION

Name.....	Avg.	AB	H	RBI
Viefhaus453	64	29	47
Findlay.....	.434	53	23	42
Shaw.....	.421	57	24	47
Evans.....	.407	59	24	20
Nemitz.....	.358	53	19	37
Kirkpatrick.....	.314	35	11	11
St. Clair.....	.309	81	25	41
Larsen.....	.308	13	4	9
Chidester.....	.304	69	21	33
Powers.....	.250	12	3	1
Bausher.....	.246	57	14	19
Lane.....	.000	8	0	0
Ward.....	.000	1	0	0
Ryan.....	.000	1	0	0
Totals.....	.350	563	197	307

BASES LOADED

Name.....	Avg.	AB	H	RBI
Nemitz.....	.615	13	8	20
Larsen.....	.600	5	3	8
Kirkpatrick.....	.600	5	3	3
Findlay.....	.556	9	5	14
Viefhaus.....	.500	4	2	7
Chidester.....	.467	15	7	18
Shaw.....	.400	5	2	11
Bausher.....	.333	12	4	11
Evans.....	.200	5	1	4
St. Clair.....	.125	8	1	5
Powers.....	.000	3	0	0
Totals.....	.429	84	36	101

2-OUTS

Name.....	H	AB	Avg.	RBI
Bausher.....	13	50	.260	7
Chidester.....	21	65	.323	23
St. Clair.....	19	59	.322	12
Evans.....	18	54	.333	12
Findlay.....	16	39	.410	21
Guska.....	0	1	.000	0
Kirkpatrick.....	12	39	.308	6
Knapp.....	0	0	0	0
Lane.....	0	9	.000	0
Larsen.....	2	9	.222	6
Nemitz.....	13	47	.277	15
Powers.....	3	13	.231	1
Ryan.....	1	4	.250	0
Shaw.....	18	44	.409	20
Viefhaus.....	22	58	.379	23
Ward.....	0	1	.000	0
Totals.....	158	492	.321	146

WOLVERINE HITTING STREAKS

Name.....	Longest	Current	Career
Shaw.....	11	0	11
Viefhaus.....	10	3	10
Kirkpatrick.....	9	1	9
St. Clair.....	8	1	8
Evans.....	7	1	7
Bausher.....	7	1	7
Findlay.....	6	2	10
Nemitz.....	6	1	6
Chidester.....	7	2	7
Lane.....	2	-	2
Powers.....	1	-	2
Ryan.....	1	-	1
Larsen.....	1	-	1

WOLVERINE MULTI-HIT GAMES

Name.....	2	3	4	5+	Total
Evans.....	21	2	-	-	23
Viefhaus.....	16	2	1	-	19
Findlay.....	13	1	1	-	15
Shaw.....	11	1	-	-	12
Nemitz.....	10	2	-	-	12
St. Clair.....	7	3	1	-	11
Chidester.....	7	2	-	-	9
Bausher.....	8	1	-	-	9
Kirkpatrick.....	5	1	-	-	6
Powers.....	1	-	-	-	1
TEAM.....	99	15	3	0	117

WOLVERINE MULTI-RBI GAMES

Name.....	2	3	4	5+	Total
Shaw.....	6	8	2	1	17
Viefhaus.....	5	9	1	1	16
Findlay.....	9	5	1	1	15
Chidester.....	9	3	1	-	13
Nemitz.....	5	3	4	-	12
St. Clair.....	7	1	2	-	10
Evans.....	3	1	1	-	4
Bausher.....	3	1	-	-	4
Larsen.....	2	-	1	-	3
Kirkpatrick.....	2	-	-	-	2
Powers.....	1	-	-	-	1
TEAM.....	52	30	12	3	97

WOLVERINE PINCH-HITTING STATISTICS

Player.....	Avg	AB	H	RBI	2B	3B	HR	TB	SLG	BB	HBP	SO	GDP	OB%	SH	SF
Ryan.....	.333	3	1	0	0	0	0	1	.333	0	0	1	0	.333	0	0
Larsen.....	.333	3	1	4	0	0	1	4	1.333	0	0	0	0	.333	0	0
Powers.....	.190	21	4	1	0	0	0	4	.190	0	3	5	0	.292	0	0
Lane.....	100	10	1	0	0	0	0	1	100	1	0	6	0	182	0	0
Ward.....	.000	3	0	0	0	0	0	0	.000	0	0	2	0	.000	0	0
Guska.....	.000	2	0	0	0	0	0	0	.000	0	0	1	0	.000	0	0
Bausher.....	.000	2	0	0	0	0	0	0	.000	0	0	0	0	.000	0	0
St. Clair.....	.000	1	0	0	0	0	0	0	.000	0	0	0	0	.000	0	0
Knapp.....	.000	1	0	0	0	0	0	0	.000	0	0	0	0	.000	0	0
Totals.....	.149	47	7	5	0	0	1	10	.213	1	3	15	0	.216	0	0

STARTERS SUMMARY

Player	Position										Batting Order											
	GS	P	C	1B	2B	3B	SS	LF	CF	RF	OF	DH	1st	2nd	3rd	4th	5th	6th	7th	8th	9th	
Viefhaus, Maggie	55	55	54	1
Evans, Bree	55	39	16	.	.	.	55
Chidester, Amanda	55	.	1	.	54	9	46
Findlay, Angela	55	55	.	.	.	54	1
Shaw, Dorian	55	.	.	55	46	9
Bausher, Molly	54	15	37	.	2	.	.	1	52	.
St. Clair, Roya	54	.	54	54
Nemitz, Nikki	52	23	50	8	42
Kirkpatrick, Steph	40	39	1	38	2
Taylor, Jordan	28	28
Guska, Nicole	17	1	16
Larsen, Kristin	16	16	14	1
Speierman, Stephan	6	3	3
Powers, Marley	4	1	.	.	.	3	1	1	2
Lane, Ashley	4	.	.	.	1	.	.	.	2	.	1	3	1	.	.

◆ MICHIGAN TEAM SUPERLATIVES

TEAM BATTING

Most at-bats.....	41vs. UCLA (Feb. 14)
Fewest at-bats.....	16vs. Penn State-2 (April 21)
Most runs (game).....	15 (3x)Last: vs. Northwestern (April 18)
Most runs (inning).....	10vs. Wisconsin, 2nd (April 3)
Fewest runs (game).....	1 (4x)Last: vs. Arizona (March 18)
Most hits (game).....	15 (2x)Last: vs. Utah (March 19)
Fewest hits (game).....	2 (2x)Last: vs. Texas (March 20)
RBI.....	14 (2x)Last: vs. Wisconsin (April 3)
Doubles.....	4 (2x)Last: vs. Wisconsin (April 4)
Triples.....	1 (9x)Last: vs. Kentucky (April 30)
Home runs.....	5vs. Southern Illinois (Feb. 27)
Total bases.....	28vs. Utah (March 19)
Walks.....	11at Iowa (May 14)
Most strikeouts against.....	12at Alabama (March 5)
Fewest strikeouts against.....	0 (3x)vs. Bowling Green (March 24)
Sacrifice bunts.....	4 (2x)Last vs. Oklahoma State (Feb. 21)
Sacrifice flies.....	3at Indiana (April 8)
Stolen bases.....	4vs. Chattanooga (Feb. 13)
Left on base.....	15at Iowa (May 14)
Hit into DP.....	2 (4x)Last: at Ohio State-1 (April 28)
Hit by pitches.....	6at Iowa (May 14)

TEAM FIELDING

Most putouts.....	39vs. UCLA (Feb. 14)
Most assists.....	13vs. UCLA (Feb. 14)
Most errors.....	4at Louisville (March 13)
DPs turned.....	2vs. South Carolina (March 6)

TEAM PITCHING

Most runs allowed.....	13vs. UNLV (March 19)
Fewest runs allowed.....	0 (18x)Last: vs. Notre Dame (May 22)
Most hits allowed.....	12vs. Alabama (Feb. 27)
Fewest hits allowed.....	0 (3x)Last: vs. Penn State-1 (April 21)
Most strikeouts.....	18vs. UCLA (Feb. 14)
Fewest strikeouts.....	3vs. DePaul (March 20)
Most walks.....	6 (2x)Last: vs. Northwestern (April 17)
Fewest walks.....	0 (16x)Last: vs. Notre Dame (May 22)
Hit-by-pitches.....	3vs. Utah (March 19)
Wild pitches.....	2 (2x)Last: vs. Hofstra (March 14)
Home runs allowed.....	4vs. Alabama (Feb. 27)

MISCELLANEOUS

Consecutive wins.....	16March 20 - April 25
Consecutive losses.....	0N/A
Home wins in a row.....	17March 24 - May 23
Road/Neutral wins in a row.....	13Feb. 28 - March 19
Longest game.....	3:41vs. UCLA (Feb. 14)
Shortest game.....	1:14vs. Michigan State (May 8)
Most innings.....	13vs. UCLA (Feb. 14)
Largest home attendance.....	2,429vs. Michigan State (May 8)
Largest road attendance.....	2,102at Alabama (March 5)

◆ MICHIGAN PLAYER SUPERLATIVES

INDIVIDUAL BATTING

At-bats.....	5 (13x)Last: Evans vs. Notre Dame (May 23)
Runs.....	4Viefhaus vs. Notre Dame (May 23)
Hits.....	4 (3x)Last: Viefhaus vs. Northwestern (April 18)
RBI.....	6 (2x)Last: Findlay vs. Southern Illinois (Feb. 27)
Doubles.....	2 (4x)Last: St. Clair vs. Michigan State (May 8)
Triples.....	1 (8x)Last: Evans vs. Kentucky (April 30)
Home runs.....	2 (8x)Last: Viefhaus vs. Notre Dame (May 23)
Grand slams.....	1 (8x)Last: Chidester at Michigan State (May 9)
Total bases.....	8 (9x)Last: Viefhaus vs. Notre Dame (May 23)
Walks.....	3 (5x)Last: Viefhaus vs. Notre Dame (May 23)
Strikeouts.....	3 (5x)Last: Viefhaus at Ohio State-2 (April 28)
Sacrifice flies.....	1 (10x)Last: Findlay at Iowa (May 14)
Sacrifice bunts.....	3Kirkpatrick vs. Oklahoma State (Feb. 21)
Stolen bases.....	2 (3x)Last: Bausher vs. Notre Dame (May 23)
Hit by pitch.....	3Shaw at Iowa (May 14)
Caught stealing.....	1 (12x)Last: Larsen at Iowa (May 15)
Runners LOB.....	6Evans vs. Maryland (Feb. 28)

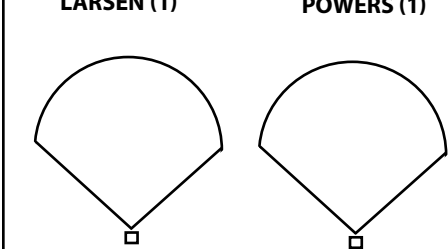
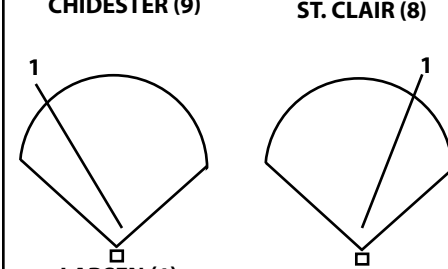
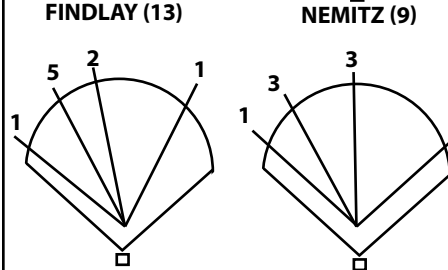
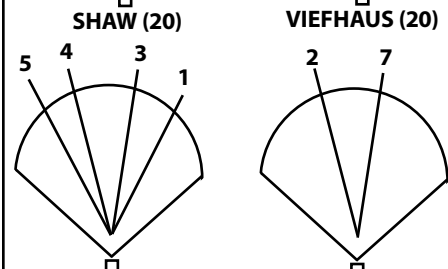
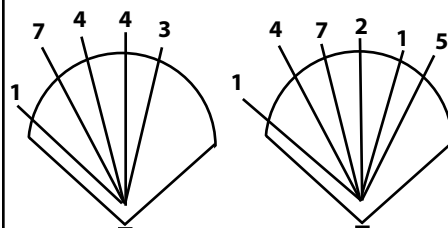
INDIVIDUAL FIELDING

Putouts.....	19St. Clair vs. UCLA (Feb. 14)
Assists (infield).....	6Taylor at Louisville (March 13)
Assists (outfield).....	1 (5x)Last: Bausher vs. Notre Dame (May 23)
Errors.....	2 (2x)Last: Kirkpatrick at Louisville (March 13)
Passed balls.....	1 (4x)Last: St. Clair vs. Eastern Michigan (May 5)

INDIVIDUAL PITCHING

Innings pitched.....	13.0Taylor vs. UCLA (Feb. 14)
Runs allowed.....	10Nemitz vs. UNLV (March 19)
Walks.....	6Taylor vs. Northwestern (April 17)
Strikeouts.....	18Taylor vs. UCLA (Feb. 14)
Hits allowed.....	11Nemitz vs. Alabama (Feb. 27)
Fewest hits (starter).....	0 (2x)Last: Taylor vs. Penn State-1 (April 21)
Wild pitches.....	2 (2x)Last: Taylor vs. Hofstra (March 14)
Hit batters.....	2 (2x)Last: Taylor vs. Utah (March 19)

THE HOME RUN TRACKER



◆ HOME RUN BREAKDOWN

Total home runs.....	81
Solo home runs.....	32
2-run home runs.....	25
3-run home runs.....	15
Grand slams.....	8
Back-to-back.....	5
First inning.....	9
Second inning.....	10
Third inning.....	19
Fourth inning.....	15
Fifth inning.....	10
Sixth inning.....	9
Seventh inning.....	6
Extra innings.....	2
Leadoff home runs.....	13
Pinch-hit home runs.....	1
Walk-off home runs.....	0
vs. RHP.....	72
vs. LHP.....	9
0-outs.....	27
1-out.....	26
2-outs.....	28

COACHING STAFF



Carol Hutchins: Head Coach ■ Michigan State (1979)

Michigan W-L: 1,156-399-4 (.739) 26 Seasons

Career W-L: 1,179-410-4 (.738) 27 Seasons

Wolverine head coach Carol Hutchins is in her 26th season as head softball coach at the University of Michigan, where she has molded the Wolverines into one of the elite programs in college softball. On December 8, 2006, Hutchins was inducted into the NFCA Hall of Fame in recognition of her coaching success and the indelible mark she has left on both Michigan and collegiate softball.

The hall of fame induction kicked off a series of career milestones that would come for Hutchins during the subsequent campaign. On February 28, 2007, she became just the seventh coach in NCAA softball history -- and the sixth in Division I -- to reach 1,000 career wins when the Wolverines swept a mid-week doubleheader at Florida State (4-3, 3-2). Two months later, on April 29, Michigan picked up a home doubleheader sweep vs. Wisconsin (2-1, 2-0) to net Hutchins her 1,000th career win at Michigan, strengthening her position as U-M's winningest coach in athletic department history.

Last season, the Wolverines rode dominant pitching and timely hitting to a 47-12 record, a second straight Big Ten Conference title and ninth berth to the Women's College World Series. After starting 0-2 in Big Ten play for the first time in 15 years, Michigan reeled off 21 consecutive wins to claim the conference trophy outright. U-M was a perfect 18-0 in home games at the Wilpon Softball Complex, including a sweep of NCAA Regional and Super Regional competition.

"Hutch" has been a part of the Michigan softball program since 1983 when she joined the staff as an assistant coach under Bob DeCarolis. She moved into the head coach position in 1985 and, in each of her 24 head coaching seasons, has continued Michigan's tradition of softball success. Michigan has never suffered a losing season in all of Hutch's years with the program.

Hutchins has led the Wolverines to the Women's College World Series in nine of the last 15 seasons, and, in 2005, the Maize and Blue became the first program east of the Mississippi River to claim the NCAA national championship when it defeated UCLA. Michigan's record-setting 2005 season was the culmination of two decades of dedication for Hutchins and her current and former players and coaches. In that magical season, Michigan set records in a number of categories, including:

- First softball national championship
- A program-best 65 wins
- A program-best 32 consecutive victories
- First No. 1 ranking (March 22)
- First No. 1 seed in the NCAA Tournament
- First victory over a top-ranked opponent (6-2 win over No. 1 Arizona)

The 2005 season took on added significance when Hutchins was selected to be included in a pool of coaches for USA Softball's Summer Tour. Hutchins helped select both the USA Softball National and Elite teams and was appointed head coach for the Elite Team at the Canada Cup (July 2-10) and made assistant coach for the National Team at the Japan Cup (July 26-August 5). The Elite Team posted a 10-1 record at the Canada Cup to earn the silver medal, while winning the Sendai Series at the Japan Cup.

Hutchins' squads have also captured 12 Big Ten regular-season titles, 12 NCAA Regional crowns and eight Big Ten Tournament championships. She has earned 11 Big Ten Conference Coach of the Year honors, eight NFCA Regional Coach of the Year awards and a pair of NFCA National Coach of the Year honors. The Hutchins-led Michigan coaching staff has garnered Great Lakes Region Coaching Staff of the Year honors in eight of the last 11 seasons (1998, '99, 2001, '02, '04, '05, '08, '09) and was named Speedline/NFCA National Coaching Staff of the Year for the first time in 2005.

Under Hutchins' guidance, the Michigan softball program has claimed 12 of the last 17 Big Ten regular-season championships and earned trips to 17 NCAA National Championship Tournaments (1992, '93, '95, '96, '97, '98, '99, 2000, '01, '02,

'03, '04, '05, '06, '07, '08, '09). U-M advanced to the NCAA Women's College World Series in 1995, '96, '97, '98, 2001, '02, '04, '05 and '09. Michigan has finished either first, second or third in the Big Ten Conference standings in 22 of Hutchins' 25 seasons and has been among the league's top five teams in each of her head coaching years.

The Wolverines have received 42 total All-America citations under Hutchins, including 14 first-team nods, while nine have earned Academic All-America accolades. Michigan players have been named Big Ten Player of the Year 12 times, Big Ten Pitcher of the Year 11 times and Big Ten Freshman of the Year 10 times during her coaching tenure. Wolverine players have accumulated 103 Academic All-Big Ten awards, 132 All-Big Ten citations and 87 All-Mideast or All-Great Lakes Region certificates. Four former Hutchins-coached Wolverines -- Jenny Allard, Vicki Morrow, Alicia Seegart and Bonnie Tholl -- were named to the Big Ten's All-Decade (1990s) team -- the most from any conference school.

Hutchins' players have excelled at the international level, including medal performances by Samantha Findlay, Tiffany Haas, Jessica Merchant and Jennie Ritter during the 2005 Canada Cup and International Cup. Findlay and Ritter joined Hutchins again in 2006 as the Wolverine trio led the USA squad to gold at the World University Games. Former Michigan players Morrow (1987) and Patti Benedict (1995) were members of U.S. Pan American Games teams, while current Wolverines Maggie Viefhaus and Nikki Nemitz contributed to the Team USA's gold-medal performance at the 2009 Pan American Qualifier in Maracay, Venezuela. Viefhaus also claimed gold

WHO COACHES THIRD BASE

Head coach Carol Hutchins takes charge in the third base coaching box.

WHO COACHES FIRST BASE

Associate head coach Bonnie Tholl takes care of the runners at first base. Tholl is in her 16th season as a coach after playing four years of softball for the Wolverines. Tholl was the first -- and one of just two -- four-time Big Ten first team honorees in the history of Big Ten softball. She was also chosen for the Big Ten All-Decade Team (1982-92).

WHO MAKES TRIPS TO THE MOUND

Assistant coach Jennifer Brundage works with the Wolverine pitchers. She is in her 11th season with the Wolverines after a four-year collegiate career at UCLA. Brundage is an Olympic gold medalist (2000 Sydney Olympics) and was the the 1995 Honda Award recipient for softball. She was a two-time All-American, two-time Academic All-American and six-time American Amateur Softball Women's Major All-American.

THE HUTCHINS FILE

Birth Place: Cadillac, Mich.

High School: Lansing Everett H.S.

Undergraduate: Michigan State, 1979 (Physical Education)

Graduate: Indiana, 1981 (Coaching and Administration)

College Coaching Experience:

- Michigan, head coach (1985-present)
- Michigan, assistant coach (1983-84)
- Ferris State, head coach (1982)

Honors/Awards:

- NFCA Hall of Fame (inducted 2006)
- Two-time NFCA National Coach of the Year (1995, 2005)
- Eight-time NFCA Regional Coach of the Year
- Eleven-time Big Ten Coach of the Year

Coaching Achievements:

- NCAA Championship (2005)
- 12 NCAA Regional Championships
- 12 Big Ten Regular-Season Championships
- Eight Big Ten Tournament Championships

Athletic Experience:

- Michigan State University (1979)
- Four-year softball letterwinner (1976-79)
- Four-year basketball letterwinner (1976-79)
- Member of MSU's 1976 AIAW National Championship team

with the USA junior team at the 2007 Junior Pan Am Championships in Manabo, Puerto Rico and again at the 2007 Junior World Championships in Enschede, Netherlands.

Hutchins and the University of Michigan have hosted 15 NCAA Regional Championships (1993, '95, '96, '97, '98, '99, 2000, '02, '03, '04, '05, '06, '07, '08, '09) and three Super Regionals (2005, '08, '09), an honor showcasing the Wolverine program, facilities and University on a national level. Michigan captured a regional crown in 11 of those host years.

For the last several years, every season has brought prestigious milestones to coach Hutchins and the U-M program. On March 31, 2000, Hutchins moved to the top of the all-time win list for University of Michigan coaches -- female or male -- with win No. 638, a 1-0 victory vs. Indiana in the conference season-opening game. Hutchins became the Wolverines' all-time wins leader among female sport coaches when she posted U-M win No. 600 with a 6-3 victory vs. Minnesota on April 11, 1999. Hutchins added win No. 700 with a 2-1 win over Oakland University on April 3, 2001.

In 2004, the Wolverines posted a ninth-straight 40-win season, advancing to the WCWS for the seventh time in 10 years. During the 2003 season, Hutchins became just the 14th coach in NCAA Division I softball history to reach the 800-win plateau with a 2-1 win over Wisconsin on April 12, 2003.

The 2002 Wolverines completed the trifecta as Big Ten regular-season and tournament champions as well as NCAA Regional champs, sending the Maize and Blue to its sixth WCWS.

Before becoming Michigan's third softball coach, Hutchins spent one year as the head coach at Ferris State University (1982). While at Ferris, she led the Bulldogs to the NCAA Division II National Tournament and was selected Great Lakes Intercollegiate Athletic Conference Coach of the Year. Hutchins was an assistant coach at Indiana University (1981) -- under legendary coach Gayle Blevins -- and at Michigan (1983-84).

A 1979 graduate of Michigan State University, Hutchins displayed her athletic talents in both basketball and softball (1976-79), helping the Spartans to the

1976 Association of Intercollegiate Athletics for Women National Softball Championship. In 2003, she was chosen as the recipient of the Nell Jackson Award, considered the highest honor the Michigan State Varsity "S" Club can give a female alumna for professional accomplishments and community service. She was also inducted into the Greater Lansing Athletic Hall of Fame in July 2000.

Hutchins holds a master's degree in physical education from Indiana (1981).

THE COACHING BREAKDOWN

Year	OVERALL				BIG TEN CONFERENCE			Season	Tourn.	NCAA	Season Highlights
	W	L	T	Pct.	W	L	Pct.				
FERRIS STATE (1 Season)											
1982	23	11		.676							NCAA Division II Tournament
MICHIGAN (23 Seasons)											
1985	28	20		.542	16	8	.667	2nd			First Big Ten Coach of the Year award
1986	32	17		.653	12	12	.500	5th			First All-America first team honoree (Alicia Seegert)
1987	39	17		.696	17	7	.708	2nd			Hardees National Invitational title
1988	29	20		.591	15	9	.625	2nd			Becomes winningest coach in U-M softball history
1989	42	20		.677	16	8	.667	2nd			Michigan earns its first-ever national ranking
1990	29	27		.518	12	12	.500	4th			First Big Ten Freshman of the Year (Patti Benedict)
1991	36	19		.655	15	9	.625	3rd			250th career victory; 100th Big Ten victory
1992	37	24		.607	22	6	.786	1st	2nd		First Regional Coach of the Year award; First Big Ten title
1993	46	13		.780	21	5	.808	1st	2nd		Michigan hosts the NCAA Regional for the first time
1994	34	26		.567	18	10	.643	T3rd			Michigan softball's 500th program win
1995	50	12		.806	22	6	.786	1st	1st	7th	U-M's first regional title and first WCWS appearance
1996	51	14		.785	20	4	.833	1st	1st	7th	Sara Griffin leads nation with 35 wins; Regional champs
1997	56	16	1	.767	18	4	.818	2nd	1st	5th	500th career victory; First WCWS win; Regional champs
1998	56	7		.889	22	1	.957	1st	1st	5th	Shepherd Softball Building opens; Regional champs
1999	51	13	1	.792	21	3	.875	1st	2nd		Sixth Big Ten Conference title in the 90s
2000	45	16	1	.734	13	4	.765	2nd	1st		U-M's all-time winningest coach; Regional runner-up
2001	43	17	1	.713	17	3	.850	1st	2nd	7th	Seventh Big Ten title; Regional champs
2002	50	11		.820	15	3	.833	1st	1st	7th	750th career victory; Regional champs
2003	44	16		.733	13	5	.722	2nd	4th		14th Division I coach to 800 wins; Regional runner-up
2004	54	13		.850	17	3	.850	1st	T5th	7th	Seventh WCWS berth in 10 years; Regional champs
2005	65	7		.903	15	2	.885	1st	1st	1st	WCWS national champions; Big Ten champs
2006	44	15		.746	14	4	.778	2nd	1st		Big Ten Tournament champs; Regional champs
2007	47	13		.783	12	4	.750	3rd	T3rd		Seventh Division I coach to 1,000 wins; Regional champs
2008	52	8		.870	18	2	.900	T1st	T5th		Wilpon Complex opens; Big Ten champs; Regional champs
2009	47	12		.797	17	3	.850	1st		5th	Big Ten champs; Regional champs; WCWS berth
2010	49	6		.891	18	1	.947	1st			Big Ten champs; Regional champs
U-M	1156	399	4	.743	436	138	.760	13 titles	8 titles	1 title	
Overall	1179	410	4	.741	436	138	.760	13 titles	8 titles	1 title	

#2 • MOLLY BAUSER

SENIOR • CENTERFIELD • L/R • 5-4
LAS VEGAS, NEV. • SPRING VALLEY

It's pronounced ... BAWSH - er

► Named to All-Big Ten second team (utility). Split time at centerfield and shortstop during the Big Ten season.

► Owns career-high batting statistics in the No. 9 spot. Uses speed to create some defensive havoc; has reached via error six times and boasts a .542 percentage reaching base as leadoff.

► Hit .375 (3-for-8) in NCAA Regional play. Recorded a pair of infield singles in the third inning in the opener vs. Wright State.

► Went 3-for-3 on stolen-base attempts in NCAA Regional play, including two in the finale against Notre Dame, to up her season total to a career-best eight stolen bases.

► Stepped into the shortstop position for 16 games due to Kirkpatrick's injury. Started career as middle infielder, starting every game at second base as a freshman (2007).

Last 10 Games

Batting Average: .296 (8-for-27)

Doubles: 0

Home runs: 0

Runs Batted In: 3

Walks: 1

Stolen Bases: 4

Multi-Hit Games (9)

Most Recent: vs. Wright State (May 21), 2 hits

Multi-RBI Games (4)

Most Recent: at Ohio State-1 (April 28), 2 RBI

Longest Hitting Steak (7 games)

March 20 - April 1

SEASON/CAREER STATISTICS															
	AVG	GP-GS	AB	R	H	2B	3B	HR	RBI	BB	SO	SB-ATT	OB%	SLC%	FLD%
2007	.181	51-51	127	19	23	2	1	0	6	3	21	6-7	.212	.213	.932
2008	.215	60-60	186	35	40	4	0	1	17	14	33	4-4	.275	.253	.935
2009	.244	55-43	82	18	20	4	0	0	9	24	21	2-7	.287	.293	.917
2010	.289	55-54	152	31	44	8	1	0	20	7	22	8-12	.323	.355	.967
Totals	.232	221-208	547	103	127	18	2	1	52	28	97	25-32	.276	.278	.938

CAREER HIGHS			
Category	High	Opponent (Last)	Date
At-bats	6	at Florida State	Feb. 24, 2009
Runs	3	vs. Chattanooga	Feb. 13, 2010
Hits	3 (6x)	vs. Maryland	Feb. 28, 2010
RBI	3 (2x)	vs. Wisconsin	April 3, 2010
Doubles	2	vs. Penn State-2	April 21, 2009
Triples	1 (2x)	at Louisville	March 14, 2010
Home runs	1	at Indiana	March 29, 2008
Walks	2	vs. Miami (Ohio)	March 15, 2008
Stolen bases	2 (2x)	vs. Notre Dame	May 23, 2010

SEASON HIGHS			
Category	High	Opponent (Last)	Date
At-bats	4 (6x)	vs. Northwestern	April 17, 2010
Runs	3	vs. Chattanooga	Feb. 13, 2010
Hits	3	vs. Maryland	Feb. 28, 2010
RBI	3	vs. Wisconsin	April 3, 2010
Doubles	2	vs. Penn State-2	April 21, 2009
Triples	1	at Louisville	March 14, 2010
Home runs	none	-	-
Walks	1 (7x)	vs. Notre Dame	May 23, 2010
Stolen bases	2	vs. Notre Dame	May 23, 2010

#3 • AMANDA CHIDESTER

SOPHOMORE • 2B • R/R • 5-9
ALLEN PARK, MICH. • CABRINI

It's pronounced ... CHID - es - ter

► Named to the All-Big Ten third team (second base). Was a All-Big Ten first team pick as a freshman (UT, 2009).

► Has started every game at second base in 2010 -- her first season at the position.

► Hit .600 (3-for-5) in NCAA Regional play with a two-run single in the finale against Notre Dame.

► Knocked out the game-winning grand slam in the top of the seventh inning at Michigan State (May 9), propelling U-M to a 4-1 comeback win.

► Has been on a tear of late, hitting .359 with 21 RBI over the last 15 games. Also batted .455 (5-for-11) with five RBI at the season-opening NTC Elite Invitational.

► Earned 2009 NFCA All-America second team honors as a utility player, earning time at designated player, leftfield, catcher and middle infield.

Last 10 Games

Batting Average: .481 (13-for-27)

Doubles: 3

Home runs: 3

Runs Batted In: 16

Walks: 2

Stolen Bases: 0

Multi-Hit Games (9)

Most Recent: vs. Notre Dame (May 23), 2 hits

Multi-RBI Games (13)

Most Recent: vs. Notre Dame (May 23), 2 RBI

Longest Hitting Steak (7 games)

May 1 - May 15

SEASON/CAREER STATISTICS															
	AVG	GP-GS	AB	R	H	2B	3B	HR	RBI	BB	SO	SB-ATT	OB%	SLC%	FLD%
2009	.350	58-58	183	37	64	9	3	8	38	103	22	0-2	.402	.563	.986
2010	.291	55-55	158	34	46	8	0	9	41	14	19	1-2	.362	.513	.967
Totals	.323	113-113	341	71	110	17	3	17	79	25	41	1-4	.383	.540	.972

CAREER HIGHS			
Category	High	Opponent (Last)	Date
At-bats	6	at Florida State	Feb. 24, 2009
Runs	3 (4x)	vs. Wisconsin	April 3, 2010
Hits	4	vs. Arizona	March 15, 2009
RBI	4 (3x)	at Michigan State	May 9, 2010
Doubles	2	vs. Georgia	Feb. 13, 2010
Triples	1 (3x)	vs. Loyola Chicago-1	March 28, 2009
Home runs	1 (17x)	at Michigan State	May 9, 2010
Walks	2	vs. Wisconsin	April 3, 2010
Stolen bases	1	vs. Chattanooga	Feb. 13, 2010

SEASON HIGHS			
Category	High	Opponent (Last)	Date
At-bats	4 (13x)	vs. Kentucky	May 1, 2010
Runs	3 (2x)	vs. Wisconsin	April 3, 2010
Hits	3 (2x)	vs. Michigan State	May 8, 2010
RBI	4	at Michigan State	May 9, 2010
Doubles	2	vs. Georgia	Feb. 13, 2010
Triples	none	-	-
Home runs	1 (9x)	at Michigan State	May 9, 2010
Walks	2	vs. Wisconsin	April 3, 2010
Stolen bases	1	vs. Chattanooga	Feb. 13, 2010

#18 • JACLYN CRUMMEY

FRESHMAN • UTILITY • R/R • 5-5
MACOMB, MICH. • DAKOTA

► Has primarily seen time as a pinch runner, typically coming off the bench as Michigan's No. 1 or No. 2 runner.

► Scored the Wolverines' first run in the NCAA Regional semifinal game vs. Notre Dame, crossing the plate as a pinch runner in the second inning.

► Scored nine runs in Big Ten Conference play.

Last 10 Games

Batting Average: .000 (0-for-0)

Doubles: 0

Home runs: 0

Runs Batted In: 0

Walks: 0

Stolen Bases: 0

Multi-Hit Games (0)

Most Recent: n/a

Multi-RBI Games (0)

Most Recent: n/a

Longest Hitting Steak (0 games)

n/a

#5 • BREE EVANS

SOPHOMORE • OUTFIELD • L/L • 5-8
BLOOMINGTON, CALIF. • RIALTO

► Named to the All-Big Ten first team and NFCA Great Lakes Region first team as an outfielder. Was an All-Big Ten second team selection as a freshman (2009).

► Has started every game of her collegiate career, splitting time between leftfield and centerfield. Has also served as Michigan's leadoff hitter in every game this season, boasting a .522 percentage reaching base as the leadoff hitter.

► Hit .375 (4-for-11) in NCAA Regional play.

► Hitting .407 with runners in scoring position.

► One of Michigan's fastest runners, owns 10 stolen bases this year and 26 over the last two seasons. Has reached base via error nine times this season.

► Leads the Wolverines with 23 multi-hit games.

Last 10 Games

Batting Average: .343 (12-for-35)

Doubles: 1

Home runs: 0

Runs Batted In: 2

Walks: 2

Stolen Bases: 1

Multi-Hit Games (23)

Most Recent: vs. Notre Dame (May 23), 2 hits

Multi-RBI Games (4)

Most Recent: at Indiana-2 (April 8), 4 RBI

Longest Hitting Steak (7 games)

March 27 - April 11

SEASON/CAREER STATISTICS														
AVG	GP-GS	AB	R	H	2B	3B	HR	RBI	BB	SO	SB-ATT	OB%	SLG%	FLD%
2010	.000	37-0	0	19	0	0	0	0	0	0	1-1	.000	.000	.000

SEASON HIGHS

Category	High	Opponent (Last)	Date
At-bats	none	-	-
Runs	1 (19x)	vs. Notre Dame	May 22, 2010
Hits	none	-	-
RBI	none	-	-
Doubles	none	-	-
Triples	none	-	-
Home runs	none	-	-
Walks	none	-	-
Stolen bases	1	vs. Missouri	Feb. 26, 2010

SEASON/CAREER STATISTICS															
AVG	GP-GS	AB	R	H	2B	3B	HR	RBI	BB	SO	SB-ATT	OB%	SLG%	FLD%	
2009	.319	59-59	207	41	66	8	2	0	25	78	37	16-22	.369	.377	.953
2010	.362	55-55	188	52	68	7	4	0	20	17	20	10-13	.415	.441	.950
Totals	.339	114-114	395	93	134	15	6	0	45	33	57	26-35	.391	.408	.952

CAREER HIGHS

Category	High	Opponent (Last)	Date
At-bats	5 (10x)	vs. Notre Dame	May 23, 2010
Runs	3 (2x)	vs. Northwestern	April 17, 2010
Hits	4	vs. Indiana-2	April 29, 2009
RBI	4	at Indiana-2	April 8, 2010
Doubles	1 (15x)	at Iowa	May 15, 2010
Triples	1 (6x)	vs. Kentucky	April 30, 2010
Home runs	none	-	-
Walks	2 (3x)	at Louisville	March, 13, 2010
Stolen bases	2	vs. Indiana-2	April 29, 2009

SEASON HIGHS

Category	High	Opponent (Last)	Date
At-bats	5 (3x)	vs. Notre Dame	May 23, 2010
Runs	3 (2x)	vs. Northwestern	April 17, 2010
Hits	3 (2x)	at Indiana	April 8, 2010
RBI	4	at Indiana-2	April 8, 2010
Doubles	1 (7x)	at Iowa	May 15, 2010
Triples	1 (4x)	vs. Kentucky	April 30, 2010
Home runs	none	-	-
Walks	2 (2x)	at Louisville	March, 13, 2010
Stolen bases	1 (10x)	vs. Western Michigan	May 4, 2010

#22 • ANGELA FINDLAY

SENIOR • RIGHTFIELD • R/R • 5-5
LOCKPORT, ILL. • LOCKPORT EAST

► Four-time All-Big Ten first team selection -- one of only four in conference history. U-M associate head coach Bonnie Tholl was the first to do so.

► Boasting career-high numbers in nearly all offensive categories, rivaling those from her All-America rookie campaign (2007).

► Has earned at least one hit in 39 of Michigan's 55 games this season.

► Has doubled her career home run tally from her previous three years combined.

► Named Michigan's female recipient of the 2009-10 Big Ten Medal of Honor. She is the third softball player to earn the distinction, joining Jenny Allard (1990) and Grace Leutele (2006).

► Drafted by the Chicago Bandits, where sister, Samantha, currently is a player.

Last 10 Games

Batting Average: .296 (8-for-27)

Doubles: 1

Home runs: 1

Runs Batted In: 7

Walks: 6

Stolen Bases: 1

Multi-Hit Games (15)

Most Recent: at Iowa (May 15), 2 hits

Multi-RBI Games (15)

Most Recent: vs. Michigan State (May 8), 2 RBI

Longest Hitting Steak (6 games)

March 3 - March 13

SEASON/CAREER STATISTICS															
	AVG	GP-GS	AB	R	H	2B	3B	HR	RBI	BB	SO	SB-ATT	OB%	SLC%	FLD%
2007	.367	55-54	147	28	54	5	1	5	33	15	19	4-5	.422	.517	1.000
2008	.337	60-60	175	39	59	8	1	3	25	20	13	1-1	.414	.446	.975
2009	.337	58-58	166	35	56	13	0	4	30	81	15	5-5	.429	.488	.963
2010	.346	55-55	156	68	54	8	0	13	51	29	10	5-5	.464	.647	.973
Totals	.346	228-227	644	170	223	34	2	25	139	87	57	15-16	.432	.522	.981

CAREER HIGHS			
Category	High	Opponent (Last)	Date
At-bats	5 (9x)	at Purdue	April 25, 2010
Runs	3 (9x)	vs. Eastern Michigan	May 5, 2010
Hits	4 (2x)	vs. Bowling Green	March 24, 2010
RBI	6	vs. Sothern Illinois	Feb. 27, 2010
Doubles	2 (5x)	vs. Baylor	May 23, 2009
Triples	1 (2x)	vs. UC Santa Barbara	Feb. 29, 2008
Home runs	2 (2x)	at Louisville	March 14, 2010
Walks	3	vs. Illinois-1	April 6, 2008
Stolen bases	1 (15x)	at Iowa	May 15, 2010

SEASON HIGHS			
Category	High	Opponent (Last)	Date
At-bats	5 (3x)	at Purdue	April 25, 2010
Runs	3 (7x)	vs. Eastern Michigan	May 5, 2010
Hits	4	vs. Bowling Green	March 24, 2010
RBI	6	vs. Sothern Illinois	Feb. 27, 2010
Doubles	1 (8x)	vs. Western Michigan	May 4, 2010
Triples	none	-	-
Home runs	2 (2x)	at Louisville	March 14, 2010
Walks	2 (4x)	vs. Eastern Michigan	May 5, 2010
Stolen bases	1 (5x)	at Iowa	May 15, 2010

#19 • NICOLE GUSKA

JUNIOR • CATCHER • R/R • 5-7
ORLAND PARK, ILL. • CARL SANDBURG

► Primarily serves as a bullpen catcher.

Last 10 Games

Batting Average: .000 (0-for-0)

Doubles: 0

Home runs: 0

Runs Batted In: 0

Walks: 0

Stolen Bases: 0

Multi-Hit Games (0)

Most Recent: n/a

Multi-RBI Games (0)

Most Recent: n/a

Longest Hitting Steak (0 games)

n/a

SEASON/CAREER STATISTICS															
	AVG	GP-GS	AB	R	H	2B	3B	HR	RBI	BB	SO	SB-ATT	OB%	SLC%	FLD%
2008	.000	1-0	0	1	0	0	0	0	0	0	0	0-0	.000	.000	.000
2009	.000	5-0	2	0	0	0	0	0	0	0	0	0-0	.333	.000	.000
2010	.000	23-17	2	0	0	0	0	0	0	0	1	0-0	.000	.000	.000
Totals	.000	29-17	4	1	0	0	0	0	0	0	1	0-0	.200	.000	.000

CAREER HIGHS			
Category	High	Opponent (Last)	Date
At-bats	1 (4x)	vs. Wisconsin	April 3, 2010
Runs	1	vs. UC Santa Barbara	Feb. 29, 2008
Hits	none	-	-
RBI	none	-	-
Doubles	none	-	-
Triples	none	-	-
Home runs	none	-	-
Walks	none	-	-
Stolen bases	none	-	-

SEASON HIGHS			
Category	High	Opponent (Last)	Date
At-bats	1 (4x)	vs. Wisconsin	April 3, 2010
Runs	none	-	-
Hits	none	-	-
RBI	none	-	-
Doubles	none	-	-
Triples	none	-	-
Home runs	none	-	-
Walks	none	-	-
Stolen bases	none	-	-

#12 • STEPHANIE KIRKPATRICK

SOPHOMORE • SS • R/R • 5-5

PLAINFIELD, ILL. • CENTRAL

► Missed 16 games due to knee injury, suffered in the first of two games at Indiana (April 8). Returned vs. Michigan State (May 8).

► Has tallied three hits, including an RBI single in the NCAA Regional semifinal vs. Notre Dame, since returning to lineup.

► Was hitting .458 (11-for-24) with five RBI over the 10 games prior to her injury.

► Moved to shortstop position after starting all 59 games at second base last season.

Last 10 Games

Batting Average: .136 (3-for-22)

Doubles: 1

Home runs: 0

Runs Batted In: 3

Walks: 4

Stolen Bases: 0

Multi-Hit Games (6)

Most Recent: vs. Wisconsin (April 3), 2 hits

Multi-RBI Games (2)

Most Recent: vs. Wisconsin (April 3), 2 RBI

Longest Hitting Steak (9 games)

March 6 - March 19

SEASON/CAREER STATISTICS															
	AVG	GP-GS	AB	R	H	2B	3B	HR	RBI	BB	SO	SB-ATT	OB%	SLG%	FLD%
2009	.227	59-59	150	24	34	6	0	2	18	46	11	5-6	.331	.307	.960
2010	.282	40-40	103	20	29	5	1	0	11	17	8	3-3	.388	.350	.919
Totals	.249	99-99	253	44	63	11	1	2	29	40	19	8-9	.355	.324	.948

CAREER HIGHS			
Category	High	Opponent (Last)	Date
At-bats	5	vs. UCLA	Feb. 14, 2010
Runs	3	at Penn State-1	April 1, 2009
Hits	3 (4x)	vs. UNLV	March 19, 2010
RBI	3	vs. Loyola Chicago-2	March 28, 2009
Doubles	1 (11x)	vs. Wright State	May 21, 2010
Triples	1	vs. Wisconsin	April 3, 2010
Home runs	1 (2x)	vs. Iowa	May 3, 2009
Walks	3 (2x)	vs. Wisconsin-1	April 25, 2009
Stolen bases	2	at Penn State-1	April 1, 2009

SEASON HIGHS			
Category	High	Opponent (Last)	Date
At-bats	5	vs. UCLA	Feb. 14, 2010
Runs	1 (18x)	vs. Wright State	May 21, 2010
Hits	3	vs. UNLV	March 19, 2010
RBI	2 (2x)	vs. Wisconsin	April 3, 2010
Doubles	1 (5x)	vs. Wright State	May 21, 2010
Triples	1	vs. Wisconsin	April 3, 2010
Home runs	none	-	-
Walks	2 (2x)	at Iowa	May 15, 2010
Stolen bases	1 (2x)	vs. UNLV	March 19, 2010

#1 • AMY KNAPP

FRESHMAN • IF • L/R • 5-8

ST. JOSEPH, MICH. • LAKESHORE

► Made collegiate debut as a pinch hitter vs. Michigan State (May 8)

► Scored a run in each game of the Iowa series.

Last 10 Games

Batting Average: .000 (0-for-1)

Doubles: 0

Home runs: 0

Runs Batted In: 0

Walks: 0

Stolen Bases: 0

Multi-Hit Games (0)

n/a

Multi-RBI Games (0)

n/a

Longest Hitting Steak (0 games)

n/a

SEASON/CAREER STATISTICS															
	AVG	GP-GS	AB	R	H	2B	3B	HR	RBI	BB	SO	SB-ATT	OB%	SLG%	FLD%
2010	.000	3-0	1	2	0	0	0	0	0	0	0	0-0	.000	.000	.000

SEASON HIGHS			
Category	High	Opponent (Last)	Date
At-bats	1	vs. Michigan State	May 8, 2010
Runs	1 (2x)	at Iowa	May 15, 2010
Hits	none	-	-
RBI	none	-	-
Doubles	none	-	-
Triples	none	-	-
Home runs	none	-	-
Walks	none	-	-
Stolen bases	none	-	-

PLAYER PROFILES

#8 • ASHLEY LANE

FRESHMAN • 2B/SS • R/R • 5-4
ESCONDIDO, CALIF. • ESCONDIDO

► Has primarily seen time as a pinch hitter. Has also come off the bench to play second base.

► Tallied a fourth-inning leadoff double against Minnesota (April 11) for first collegiate extra-base hit.

Last 10 Games

Batting Average: .000 (0-for-1)

Doubles: 1

Home runs: 0

Runs Batted In: 0

Walks: 1

Stolen Bases: 0

Multi-Hit Games (0)

Most Recent: n/a

Multi-RBI Games (0)

Most Recent: n/a

Longest Hitting Steak (2 games)

March 6 - March 19

SEASON/CAREER STATISTICS															
	AVG	GP-GS	AB	R	H	2B	3B	HR	RBI	BB	SO	SB-ATT	OB% SLG%	FLD%	
2010	.138	25-4	29	4	4	1	0	0	0	2	11	0-0	.194	.172	1.000

SEASON HIGHS

Category	High	Opponent (Last)	Date
At-bats	3 (2x)	at Alabama	March 6, 2010
Runs	1 (3x)	vs. Penn State-1	April 21, 2009
Hits	1 (4x)	at Minnesota	April 11, 2010
RBI	none	-	-
Doubles	1	at Minnesota	April 11, 2010
Triples	none	-	-
Home runs	none	-	-
Walks	1	vs. Penn State-1	April 21, 2010
Stolen bases	none	-	-

#4 • KRISTIN LARSEN

SENIOR • OUTFIELD • R/R • 5-7
ORION, MICH. • LAKE ORION

► Started 15 games at leftfield in response to Kirkpatrick's injury.

► First collegiate hit was a grand slam in the fourth inning against Utah at the Judi Garman Classic (March 19). Four of her five career hits have been for extra bases.

► Primarily served as a pinch runner over first three seasons. Scored a career-best 18 runs as a junior (2009), including the seventh-inning gamewinner against Notre Dame in the NCAA Regional semifinals.

Last 10 Games

Batting Average: .000 (0-for-1)

Doubles: 0

Home runs: 0

Runs Batted In: 0

Walks: 1

Stolen Bases: 0

Multi-Hit Games (0)

Most Recent: n/a

Multi-RBI Games (3)

Most Recent: vs. Northwestern (April 18), 2 RBI

Longest Hitting Steak (2 games)

April 18 - April 21

SEASON/CAREER STATISTICS															
	AVG	GP-GS	AB	R	H	2B	3B	HR	RBI	BB	SO	SB-ATT	OB% SLG%	FLD%	
2007	.000	14-0	3	3	0	0	0	0	0	3	1-1	.000	.000	.000	
2008	.000	17-0	1	5	0	0	0	0	0	1	0-0	.000	.000	.000	
2009	.000	39-0	1	18	0	0	0	0	0	0	0-0	.000	.000	.000	
2010	.147	43-16	34	12	5	3	0	1	9	8	15	0-0	.326	.324	.857
Totals	.128	113-16	39	38	5	3	0	1	9	8	19	1-1	.292	.282	.857

CAREER HIGHS

Category	High	Opponent (Last)	Date
At-bats	3 (4x)	at Ohio State-2	April 28, 2010
Runs	2	at Indiana-2	April 8, 2010
Hits	1 (5x)	at Purdue	April 25, 2010
RBI	4	vs. Utah	March 19, 2010
Doubles	1 (3x)	vs. Penn State-1	April 21, 2010
Triples	none	-	-
Home runs	1	vs. Utah	March 19, 2010
Walks	1 (8x)	vs. Eastern Michigan	May 5, 2010
Stolen bases	1	vs. Wisconsin-2	April 29, 2007

SEASON HIGHS

Category	High	Opponent (Last)	Date
At-bats	3 (4x)	at Ohio State-2	April 28, 2010
Runs	2	at Indiana-2	April 8, 2010
Hits	1 (5x)	at Purdue	April 25, 2010
RBI	4	vs. Utah	March 19, 2010
Doubles	1 (3x)	vs. Penn State-1	April 21, 2010
Triples	none	-	-
Home runs	1	vs. Utah	March 19, 2010
Walks	1 (8x)	vs. Eastern Michigan	May 5, 2010
Stolen bases	none	-	-

#44 • NIKKI NEMITZ

JUNIOR • PITCHER • L/L • 5-7

ST. CLAIR SHORES, MICH. • REGINA

It's pronounced ... neh - MITTS

▶ Named Co-Big Ten Player of the Year (along with Maggie Viefhaus. Also selected to the All-Big Ten first team as a utility player. Four-time All-Big Ten first team selection -- one of only four in conference history. U-M associate head coach Bonnie Tholl was the first to do so.

▶ Boasts several career-best hitting statistics. Has hit .429 over the second half of the season (i.e. last 28 games) with six homers and 28 RBI.

▶ Contributed to the Team USA's gold-medal performance at the 2009 Pan-Am Qualifier.

▶ First pitcher selected (fourth overall) in the 2010 NPF draft; chosen by the Chicago Bandits along with teammate Angela Findlay.

▶ Two-time NFCA All-American, earning first team at-large honors last season (2009).

▶ One of 10 finalists for the 2010 Lowe's Senior CLASS Award.

SEASON/CAREER STATISTICS														
ERA	W-L	APP-GS	CG	SH/CB	SV	IP	H	R	ER	BB	SO	HR	BF	.AVG
2007	1.88	22-6	36-25	13	6/3	3 171.1	120	51	46	31	152	11	681	.194
2008	1.04	21-4	34-26	16	10/2	2 181.2	108	37	27	27	211	5	700	.167
2009	0.89	27-5	37-28	20	5/3	1 203.2	101	43	26	31	295	15	756	.144
2010	1.70	21-3	28-23	13	6/4	1 144.0	107	49	35	30	173	9	578	.204
Totals	1.39	92-20	138-104	63	27/12	7 712.1	447	187	141	123	842	41	2766	.177

CAREER HIGHS			
Category	High	Opponent (Last)	Date
Innings pitched	8.0 (3x)	at Louisville	March 14, 2010
Strikeouts	18	vs. Pittsburgh	Feb. 6, 2009
Fewest hits/CG	0	vs. Birmingham Southern	Feb. 23, 2008
Fewest walks/CG	0 (27x)	vs. Wright State	May 21, 2010

SEASON HIGHS			
Category	High	Opponent (Last)	Date
Innings pitched	8.0	at Louisville	March 14, 2010
Strikeouts	12	vs. Louisiana Lafayette	Feb. 26, 2010
Fewest hits/CG	1 (3x)	vs. Northwestern	April 18, 2010
Fewest walks/CG	0 (3x)	vs. Wright State	May 21, 2010

SEASON/CAREER STATISTICS														
AVG	GP-GS	AB	R	H	2B	3B	HR	RBI	BB	SO	SB-ATT	OB%	SLC%	FLD%
2007	.250	1-1	4	0	1	0	0	0	0	1	0-0	.250	.250	1.000
2008	.272	55-54	151	11	41	5	0	2	21	20	26	0-0	.364	.344
2009	.295	44-40	112	18	33	11	0	8	36	19	23	0-0	.388	.607
2010	.346	50-50	127	22	44	9	0	9	44	24	29	0-0	.448	.630
Totals	.301	153-148	402	52	121	25	0	19	102	64	81	0-0	.397	.505

CAREER HIGHS			
Category	High	Opponent (Last)	Date
At-bats	5	vs. Purdue-2	April 4, 2009
Runs	2 (6x)	vs. Penn State-2	April 21, 2010
Hits	3 (5x)	vs. Kentucky	May 1, 2010
RBI	5 (2x)	vs. Louisiana Lafayette	March 13, 2009
Doubles	2	at Wisconsin-1	April 25, 2009
Triples	none	-	-
Home runs	1 (19x)	vs. Notre Dame	May 22, 2010
Walks	2 (8x)	vs. Wright State	May 21, 2010

SEASON HIGHS			
Category	High	Opponent (Last)	Date
At-bats	4 (7x)	at Iowa	May 15, 2010
Runs	2 (2x)	vs. Penn State-2	April 21, 2010
Hits	3 (2x)	vs. Kentucky	May 1, 2010
RBI	4 (4x)	vs. Northwestern	April 18, 2010
Doubles	1 (9x)	vs. Kentucky	April 30, 2010
Triples	none	-	-
Home runs	1 (9x)	vs. Notre Dame	May 22, 2010
Walks	2 (2x)	vs. Wright State	May 21, 2010

Last 10 Games (Hitting)		Last 10 Games (Pitching)	
Batting Average:	.320 (8-for-25)	Record:	6-0
Doubles:	0	Appearances/Starts:	6/4
Home runs:	2	Innings Pitched:	32.1
Runs Batted In:	7	ERA:	1.08
Walks:	9	Strikeouts:	37
Stolen Bases:	0	Walks:	6
		Hits:	22
Multi-Hit Games (12)		Shutouts:	1/0
Most Recent:	at Iowa (May 15), 2 hits	Home Runs Allowed:	0
Multi-RBI Games (12)		Extra-base Hits Allowed:	5
Most Recent:	vs. Notre Dame (May 22), 3 RBI	Opponent Batting Average:	.195
Longest Hitting Steak (6 games, 2x)			
Most Recent:	April 17 - April 25		

#44 NIKKI NEMITZ - 28 APPEARANCES (ALL GAMES) - PITCHING																					
Date	Opponent	GS	IP	H	R	ER	BB	SO	2B	3B	HR	WP	BK	HBP	IBB	SCORE	W	L	SV	ERA	
Feb. 13	Georgia	*	7.0	6	6	2	1	7	0	0	1	0	0	0	0	4-6	0	1	0	2.00	
Feb. 19	Virginia	*	3.0	1	0	0	0	4	0	0	0	0	0	1	0	13-0	1	1	0	1.40	
Feb. 20	Virginia	*	7.0	4	2	2	0	10	1	0	1	1	0	0	0	1-2	1	2	0	1.65	
Feb. 26	La.-Lafayette	*	7.0	3	0	0	0	12	0	0	0	0	0	0	0	6-0	2	2	0	1.17	
Feb. 27	Alabama	*	6.1	11	8	7	3	9	0	0	3	0	0	0	0	6-10	2	3	0	2.54	
March 3	Mississippi State	*	5.0	4	0	0	0	4	0	0	0	0	0	1	0	3-0	3	3	0	2.18	
March 6	South Carolina	*	7.0	5	0	0	1	6	0	0	0	0	0	1	0	1-0	4	3	0	1.82	
March 7	South Carolina	*	2.0	2	0	0	1	2	0	0	0	0	0	0	0	8-0	4	3	0	1.74	
March 13	Hofstra	*	7.0	6	3	2	3	7	0	0	0	2	0	0	0	4-3	5	3	0	1.77	
March 14	Louisville	*	8.0	7	3	3	1	8	1	0	1	0	1	0	1	7-3	6	3	0	1.89	
March 19	UNLV	*	6.0	8	10	4	5	9	3	0	2	0	0	0	0	14-13	7	3	0	2.14	
March 19	Utah	*	4.2	1	0	0	0	5	0	0	0	0	0	1	0	15-1	8	3	0	2.00	
March 20	DePaul	*	7.0	4	1	1	2	3	0	0	0	0	0	0	1	3-1	9	3	0	1.91	
March 24	BOWLING GREEN	*	5.0	4	2	2	1	9	1	0	1	0	0	0	0	10-2	10	3	0	1.96	
April 4	WISCONSIN	*	5.0	1	0	0	0	6	0	0	0	0	0	0	0	8-0	11	3	0	1.85	
April 8	Indiana-2	*	4.0	4	1	1	0	3	0	0	0	0	0	0	0	14-1	12	3	0	1.85	
April 11	Minnesota	*	5.0	1	0	0	1	4	0	0	0	0	0	1	0	10-0	13	3	0	1.75	
April 18	NORTHWESTERN	*	5.0	1	0	0	1	8	0	0	0	0	0	0	0	15-0	14	3	0	1.66	
April 21	PENN STATE-2	*	3.0	1	0	0	1	4	0	0	0	0	0	0	0	8-0	15	3	0	1.62	
April 25	Purdue	*	3.0	5	3	3	0	6	0	0	0	0	0	1	0	12-3	15	3	0	1.77	
April 28	Ohio State-2	*	3.2	6	3	3	3	8	1	1	0	1	0	0	2	4-3	15	3	0	1.90	
April 30	KENTUCKY	*	1.0	0	0	0	0	2	0	0	0	0	0	1	0	5-4	15	3	1	1.88	
May 1	KENTUCKY	*	7.0	10	4	3	1	5	2	0	0	0	0	0	0	8-4	16	3	1	1.95	
May 4	WESTERN MICHIGAN	*	3.0	0	0	0	0	7	0	0	0	0	0	1	0	9-1	17	3	1	1.90	
May 5	EASTERN MICHIGAN	*	2.1	1	0	0	1	4	0	0	0	1	0	0	0	11-1	18	3	1	1.86	
May 9	Michigan State	*	7.0	3	1	0	2	10	2	0	0	0	0	0	1	4-1	19	3	1	1.76	
May 15	Iowa	*	7.0	1	0	0	2	7	0	0	0	0	0	1	0	6-0	20	3	1	1.67	
May 21	WRIGHT STATE	*	6.0	7	2	2	0	4	0	1	0	0	0	1	0	11-2	21	3	1	1.70	
Totals			23	144.0	107	49	35	30	173	11	2	9	5	0	11	4	220-61	21	3	1	1.70

#25 • MARLEY POWERS

JUNIOR • OUTFIELD • L/R • 5-8
OWOSSO, MICH. • OWOSSO

- ▶ Started against Kentucky (May 1) and went 2-for-2 with a home run.
- ▶ Typically Michigan's first pinch hitter off the bench, hitting .190 (4-for-21) in pinch-hitting scenarios. Has been hit by a pitch in three pinch-hit appearances -- all in Big Ten games.
- ▶ Boasts four career grand slams -- three of which she tallied during her rookie campaign (2008). Batted .714 (5-for-7) with 16 RBI in bases-loaded situations as a freshman.

Last 10 Games

Batting Average: .250 (2-for-8)
Doubles: 1
Home runs: 1
Runs Batted In: 2
Walks: 1
Stolen Bases: 0

Multi-Hit Games (1)

Most Recent: vs. Kentucky (May 1), 2 hits

Multi-RBI Games (1)

Most Recent: vs. Kentucky (May 1), 2 RBI

Longest Hitting Steak (1 game, 6x)

May 1

SEASON/CAREER STATISTICS													
	AVG	GP-GS	AB	R	H	2B	3B	HR	RBI	BB	SO	SB-ATT	OB% SLC% FLD%
2008	.364	20-2	22	5	8	0	0	4	21	1	7	0-0	.440 .909 .000
2009	.250	29-3	36	2	9	1	0	1	9	3	13	0-0	.341 .361 .000
2010	.219	28-4	32	8	7	1	0	1	3	2	8	0-0	.324 .344 1.000
Totals	.267	77-9	90	15	24	2	0	6	33	6	28	0-0	.359 .489 1.000

CAREER HIGHS			
Category	High	Opponent (Last)	Date
At-bats	5	at Florida State	Feb. 24, 2009
Runs	2 (2x)	vs. Kentucky	May 1, 2010
Hits	2 (2x)	vs. Kentucky	May 1, 2010
RBI	4 (4x)	vs. Saint Louis	Feb. 15, 2009
Doubles	1 (2x)	vs. Kentucky	May 1, 2010
Triples	none	-	-
Home runs	1 (6x)	vs. Kentucky	May 1, 2010
Walks	1 (5x)	vs. Oklahoma State	Feb. 21, 2010
Stolen bases	none	-	-

SEASON HIGHS			
Category	High	Opponent (Last)	Date
At-bats	3 (3x)	vs. Kentucky	May 1, 2010
Runs	2 (2x)	vs. Kentucky	May 1, 2010
Hits	2	vs. Kentucky	May 1, 2010
RBI	2	vs. Kentucky	May 1, 2010
Doubles	1	vs. Kentucky	May 1, 2010
Triples	none	-	-
Home runs	1	vs. Kentucky	May 1, 2010
Walks	1	vs. Oklahoma State	Feb. 21, 2010
Stolen bases	none	-	-

#10 • ALYCIA RYAN

JUNIOR • OUTFIELD • R/R • 6-0
MORRISTOWN, N.J. • MORRISTOWN

- ▶ Primarily serves as a pinch runner.
- ▶ Has scored a career-best 10 runs, including four against Big Ten competition.

It's pronounced ... ah - LEE - shaw

Last 10 Games

Batting Average: .000 (0-for-1)
Doubles: 0
Home runs: 0
Runs Batted In: 0
Walks: 0
Stolen Bases: 0

Multi-Hit Games (0)

Most Recent: n/a

Multi-RBI Games (0)

Most Recent: n/a

Longest Hitting Steak (1 game)

March 19

SEASON/CAREER STATISTICS													
	AVG	GP-GS	AB	R	H	2B	3B	HR	RBI	BB	SO	SB-ATT	OB% SLC% FLD%
2008	.000	10-0	0	2	0	0	0	0	0	0	0	0-0	.000 .000 .000
2009	.333	17-1	3	1	1	0	0	0	2	0	0	0-0	.333 .333 1.000
2010	.143	27-0	7	10	1	0	0	0	0	1	3	0-0	.250 .143 1.000
Totals	.200	54-1	10	13	2	0	0	0	2	1	3	0-0	.273 .200 1.000

CAREER HIGHS			
Category	High	Opponent (Last)	Date
At-bats	1 (10x)	vs. Eastern Michigan	May 5, 2010
Runs	1 (13x)	at Michigan State	May 9, 2010
Hits	1 (2x)	vs. Utah	March 19, 2010
RBI	2	vs. Eastern Michigan	April 15, 2009
Doubles	none	-	-
Triples	none	-	-
Home runs	none	-	-
Walks	none	-	-
Stolen bases	none	-	-

SEASON HIGHS			
Category	High	Opponent (Last)	Date
At-bats	1 (7x)	vs. Eastern Michigan	May 5, 2010
Runs	1 (10x)	at Michigan State	May 9, 2010
Hits	1	vs. Utah	March 19, 2010
RBI	none	-	-
Doubles	none	-	-
Triples	none	-	-
Home runs	none	-	-
Walks	none	-	-
Stolen bases	none	-	-

#23 • DORIAN SHAW

JUNIOR • FIRST BASE • R/R • 5-11
BURKE, VA. • J.W. ROBINSON

► Named to the All-Big Ten second team, adding to her first-team selected as a freshman (2008). Also chosen to the NFCA All-Great Lakes Region first team.

► Has tallied a career-best 20 home runs, which ranks fourth on Michigan's single-season leaders list. With 45 career long balls, already ranks third on U-M's career home runs list -- one behind Jessica Merchant (46, 2002-05) in the second spot.

► Hit .333 (2-for-6) in NCAA Regional play with a pair of home runs against Wright State.

► Has accepted 18 walks, including three intentional, and seven hit-by-pitches over the last 15 games.

► Posted a career-best 11-game hitting streak (March 20-April 17) -- the longest for a Wolverine player in two seasons. Hit .577 (15-for-26) with six homers and 21 RBI over the stretch.

Last 10 Games (Hitting)

Batting Average: .500 (8-for-16)

Doubles: 1

Home runs: 5

Runs Batted In: 12

Walks: 15

Stolen Bases: 0

Multi-Hit Games (12)

Most Recent: vs. Wright State (May 21), 2 hits

Multi-RBI Games (17)

Most Recent: vs. Wright State (May 21), 4 RBI

Longest Hitting Steak (11 games)

March 20 - April 17

SEASON/CAREER STATISTICS															
	AVG	GP-GS	AB	R	H	2B	3B	HR	RBI	BB	SO	SB-ATT	OB%	SLG%	FLD%
2008	.285	59-58	151	23	43	5	0	11	39	31	46	1-1	.422	.536	.985
2009	.253	58-56	146	27	37	5	0	14	32	84	41	0-0	.415	.575	.975
2010	.358	55-55	134	40	48	5	0	20	59	45	32	4-4	.550	.843	.987
Totals	.297	172-169	431	90	128	15	0	45	130	109	119	5-5	.463	.645	.982

CAREER HIGHS			
Category	High	Opponent (Last)	Date
At-bats	5 (2x)	vs. UCLA	Feb. 14, 2010
Runs	3	vs. Baylor	May 22, 2009
Hits	3 (2x)	at Hofstra	March 13, 2010
RBI	6 (2x)	vs. Virginia	Feb. 19, 2010
Doubles	2	at Central Michigan	April 8, 2009
Triples	none	-	-
Home runs	3	vs. Baylor	May 22, 2009
Walks	3 (3x)	vs. Kentucky	May 1, 2010
Stolen bases	1 (5x)	at Ohio State	April 28, 2010

SEASON HIGHS			
Category	High	Opponent (Last)	Date
At-bats	5	vs. UCLA	Feb. 14, 2010
Runs	2 (9x)	vs. Wright State	May 21, 2010
Hits	3	at Hofstra	March 13, 2010
RBI	6	vs. Virginia	Feb. 19, 2010
Doubles	1 (5x)	vs. Kentucky	May 1, 2010
Triples	none	-	-
Home runs	2 (4x)	vs. Wright State	May 21, 2010
Walks	3 (2x)	vs. Kentucky	May 1, 2010
Stolen bases	1 (4x)	at Ohio State	April 28, 2010

#24 • ROYA ST. CLAIR

SENIOR • CATCHER • R/R • 5-5
LIVONIA, MICH. • STEVENSON

► Named to the All-Big Ten third team. Was All-Big Ten first team pick last season as a junior (2009).

► Hitting .274 with career highs in home runs (8) and RBI (46). Batted .500 (5-for-10) in NCAA Regional play with a home run and six RBI.

► Has reached base via error 14 times this season.

► Has caught three perfect games and eight no-hitters over her career.

► Has thrown out 15 runners this season, 29 in her career

Last 10 Games (Hitting)

Batting Average: .290 (9-for-31)

Doubles: 2

Home runs: 1

Runs Batted In: 11

Walks: 2

Stolen Bases: 0

Multi-Hit Games (11)

Most Recent: vs. Notre Dame (May 23), 3 hits

Multi-RBI Games (10)

Most Recent: vs Notre Dame (May 23), 4 RBI

Longest Hitting Steak (8 games)

April 8 - April 21

SEASON/CAREER STATISTICS															
	AVG	GP-GS	AB	R	H	2B	3B	HR	RBI	BB	SO	SB-ATT	OB%	SLG%	FLD%
2007	.214	49-35	117	3	25	3	0	1	17	1	9	0-0	.223	.265	1.000
2008	.211	60-60	152	6	32	7	0	3	15	9	21	1-1	.259	.316	.988
2009	.301	58-57	166	15	50	12	0	6	33	80	22	0-0	.352	.482	.998
2010	.274	55-54	168	19	46	8	0	8	46	11	20	0-0	.333	.464	.996
Totals	.254	222-206	603	43	153	30	0	18	111	33	72	1-1	.299	.393	.995

CAREER HIGHS			
Category	High	Opponent (Last)	Date
At-bats	5 (3x)	at Iowa	May 14, 2010
Runs	2 (2x)	at Purdue	April 25, 2010
Hits	4	at Louisville	March 14, 2010
RBI	4 (4x)	vs. Notre Dame	May 23, 2010
Doubles	2 (3x)	vs. Michigan State	May 8, 2010
Triples	none	-	-
Home runs	1 (18x)	vs. Notre Dame	May 23, 2010
Walks	2 (4x)	vs. Penn State-2	April 21, 2010
Stolen bases	1	vs. Florida State-2	April 30, 2008

SEASON HIGHS			
Category	High	Opponent (Last)	Date
At-bats	5 (3x)	at Iowa	May 14, 2010
Runs	2 (2x)	at Purdue	April 25, 2010
Hits	4	at Louisville	March 14, 2010
RBI	4 (4x)	vs. Notre Dame	May 23, 2010
Doubles	2	vs. Michigan State	May 8, 2010
Triples	none	-	-
Home runs	1 (8x)	vs. Notre Dame	May 23, 2010
Walks	2	vs. Penn State-2	April 21, 2010
Stolen bases	none	-	-

PLAYER PROFILES

#21 • STEPHANIE SPEIERMAN

FRESHMAN • PITCHER • R/R • 5-6
COLUMBIA, MARY. • HAMMOND*It's pronounced ... SPY-er-man*

▶ Has combined for four shutouts this season.

▶ Pitched a complete-game one-hitter en route to 8-0 shutout against Central Michigan in first collegiate start (April 14).

▶ Claimed first collegiate win in relief, tossing three shutout innings with three strikeouts against South Carolina at the Easton SEC/Midwest Challenge (March 7).

SEASON/CAREER STATISTICS															
ERA	W-L	APP-GS	CG	SH/CB	SV	IP	H	R	ER	BB	SO	HR	BF	.AVG	
2010	2.01	2-0	12-3	1	1/4	0	24.1	13	7	7	8	26	1	95	.153

SEASON HIGHS

Category	High	Opponent (Last)	Date
Innings pitched	5.0	vs. Central Michigan	April 14, 2010
Strikeouts	4	vs. Wisconsin	April 3, 2010
Fewest hits/CG	1	vs. Central Michigan	April 14, 2010
Fewest walks/CG	1	vs. Central Michigan	April 14, 2010

Last 10 Games (Pitching)

Record: 0-0
 Appearances/Starts: 2/2
 Innings Pitched: 5.2
 ERA: 2.47
 Strikeouts: 9
 Walks: 6
 Hits: 6
 Shutouts: 0/0
 Home Runs Allowed: 0
 Extra-base Hits Allowed: 1
 Opponent Batting Average: .273

#21 STEPHANIE SPEIERMAN - 12 APPEARANCES (ALL GAMES)

Date	Opponent	GS	IP	H	R	ER	BB	SO	2B	3B	HR	WP	BK	HBP	IBB	SCORE	W	L	SV	ERA
Feb. 19	Virginia		2.0	1	0	0	0	0	0	0	0	0	0	0	0	13-0	0	0	0	0.00
Feb. 21	Oklahoma State		1.0	0	0	0	0	0	0	0	0	0	0	0	0	8-1	0	0	0	0.00
Feb. 27	Southern Ill.		1.0	0	0	0	0	1	0	0	0	0	0	0	0	10-2	0	0	0	0.00
Feb. 27	Alabama		0.2	1	2	2	0	1	0	0	1	0	1	1	0	6-10	0	0	0	3.00
March 7	South Carolina		3.0	0	0	0	0	3	0	0	0	0	0	0	0	8-0	1	0	0	1.83
March 19	UNLV		1.0	3	3	3	1	1	0	0	1	0	3	0	0	14-13	1	0	0	4.04
April 3	WISCONSIN		2.0	1	0	0	0	4	0	0	0	0	0	0	0	15-0	1	0	0	3.28
April 8	Indiana-2		1.0	0	0	0	0	1	0	0	0	0	0	0	0	14-1	1	0	0	3.00
April 14	CENTRAL MICHIGAN	*	5.0	1	0	0	1	3	0	0	0	0	0	0	0	8-0	2	0	0	2.10
April 21	PENN STATE-2		2.0	0	0	0	0	3	0	0	0	0	0	0	0	8-0	2	0	0	1.88
May 4	WESTERN MICHIGAN	*	3.0	2	1	1	4	4	0	0	0	0	0	0	0	9-1	2	0	0	1.94
May 5	EASTERN MICHIGAN	*	2.2	4	1	1	2	5	1	0	0	0	0	0	0	11-1	2	0	0	2.01
Totals		3	24.1	13	7	7	8	26	1	0	2	0	4	1	0	124-29	2	0	0	2.01

#7 • JORDAN TAYLOR

JUNIOR • PITCHER • R/R • 6-1

VALENCIA, CALIF. • VALENCIA

► Named Big Ten Pitcher of the Year. Also selected to the All-Big Ten first team for the second time in her career. Earned five Big Ten Pitcher of the Week accolades this season.

► Tossed two perfect games in Big Ten play -- at Minnesota (April 10) and vs. Penn State (April 21). Is the only Wolverine pitcher in program history to record multiple perfect games. Owns three no-hitters on the season and six in her career, taking sole possession of the U-M career record in the category.

► Is averaging 11.2 strikeouts per seven-inning game this season -- a figure that ranks ninth nationally.

► Is the second pitcher in program history to post three 200+ strikeout seasons. With 864 career strikeouts, ranks third among Michigan's all-time leaders in the category. Jennie Ritter (2003-06) owns the U-M record with 1,205.

► Struck out a career-best 18 in a 13-inning marathon against UCLA at the NTC Elite Invitational (Feb. 14). Followed that performance with a no-hitter against Oklahoma State at the Tiger Classic (Feb. 19).

► Selected to USA Softball Women's Futures Team, Canada Cup and Japan Cup rosters

► Was named a NFCA All-America second team selection and Big Ten Freshman of the Year in 2008. Along with Nemitz, posted the nation's best team ERA as a rookie (0.80).

Last 10 Games (Pitching)

Record: 4-0
 Appearances/Starts: 4/4
 Innings Pitched: 24.0
 ERA: 1.17
 Strikeouts: 45
 Walks: 2
 Hits: 15
 Shutouts: 2/0
 Home Runs Allowed: 1
 Extra-base Hits Allowed: 3
 Opponent Batting Average: .179

#7 JORDAN TAYLOR - 32 APPEARANCES (ALL GAMES)

Date	Opponent	GS	IP	H	R	ER	BB	SO	2B	3B	HR	WP	BK	HBP	IBB	SCORE	W	L	SV	ERA	
Feb. 13	Chattanooga	*	5.0	3	1	1	0	8	1	0	0	0	0	0	0	12-1	1	0	0	1.40	
Feb. 14	UCLA	*	13.0	5	2	0	2	18	1	0	0	0	0	0	0	4-2	2	0	0	0.39	
Feb. 19	Oklahoma State	*	7.0	0	0	0	0	10	0	0	0	0	0	1	0	7-0	3	0	0	0.28	
Feb. 20	Louisiana State	*	7.0	3	0	0	1	12	0	0	0	0	0	0	0	2-0	4	0	0	0.22	
Feb. 21	Oklahoma State	*	6.0	4	1	1	1	8	2	0	0	0	0	0	0	8-1	5	0	0	0.37	
Feb. 26	Missouri	*	8.0	5	2	1	2	15	0	0	1	0	0	2	0	1-2	5	1	0	0.46	
Feb. 27	Southern Ill.	*	5.0	4	2	2	3	8	0	0	0	0	2	0	0	10-2	6	1	0	0.69	
Feb. 28	Maryland	*	6.0	2	0	0	0	8	0	0	0	0	0	0	0	9-0	7	1	0	0.61	
March 03	Mississippi State	*	2.0	0	0	0	1	4	0	0	0	0	0	0	0	3-0	7	1	1	0.59	
March 5	Alabama	*	7.0	5	2	1	3	13	1	0	1	0	0	0	1	5-2	8	1	1	0.64	
March 6	Alabama	*	7.0	4	2	2	0	10	1	0	2	0	0	1	0	4-2	9	1	1	0.77	
March 13	Louisville	*	7.0	7	5	4	3	11	1	1	1	1	0	0	0	9-5	10	1	1	1.05	
March 13	Hofstra	*	1.0	0	0	0	0	2	0	0	0	0	0	0	0	4-3	10	1	2	1.04	
March 14	Hofstra	*	7.0	4	1	1	1	9	1	0	0	2	0	0	0	3-1	11	1	2	1.03	
March 18	Arizona	*	8.0	1	0	0	4	12	0	0	0	0	0	0	0	1-0	12	1	2	0.95	
March 19	Utah	*	0.1	0	1	1	1	0	0	0	0	0	4	2	0	15-1	12	1	2	1.02	
March 20	Texas	*	7.0	10	5	4	5	8	0	0	1	1	8	0	0	2-5	12	2	2	1.22	
March 27	ILLINOIS	*	7.0	5	1	1	1	11	0	0	1	0	0	0	0	7-1	13	2	2	1.21	
April 3	WISCONSIN	*	3.0	0	0	0	1	6	0	0	0	0	0	0	0	15-0	14	2	2	1.17	
April 8	Indiana-1	*	7.0	5	2	2	0	7	2	0	1	0	0	0	0	8-2	15	2	2	1.22	
April 10	Minnesota	*	5.0	0	0	0	0	10	0	0	0	0	0	0	0	9-0	16	2	2	1.17	
April 17	NORTHWESTERN	*	7.0	6	7	3	6	14	1	0	0	0	2	0	0	11-7	17	2	2	1.27	
April 21	PENN STATE-1	*	5.0	0	0	0	0	9	0	0	0	0	0	0	0	8-0	18	2	2	1.22	
April 24	Purdue	*	7.0	4	1	1	0	9	0	0	0	0	0	0	0	5-1	19	2	2	1.21	
April 25	Purdue	*	4.0	1	0	0	0	4	0	0	0	0	1	0	0	12-3	20	2	2	1.18	
April 28	Ohio State-1	*	6.0	6	5	5	1	13	1	0	2	0	1	0	0	3-5	20	3	2	1.36	
April 28	Ohio State-2	*	3.1	1	0	0	2	6	0	0	0	0	0	0	0	4-3	21	3	2	1.33	
Apr 30	KENTUCKY	*	6.0	7	4	4	0	10	1	0	0	0	0	0	0	5-4	22	3	2	1.45	
May 8	MICHIGAN STATE	*	5.0	1	0	0	0	9	0	0	0	0	0	0	0	10-0	23	3	2	1.41	
May 14	Iowa	*	7.0	4	2	2	1	14	1	0	0	1	0	1	0	8-2	24	3	2	1.43	
May 22	NOTRE DAME	*	5.0	3	0	0	0	11	1	0	0	0	0	0	0	8-0	25	3	2	1.39	
May 23	NOTRE DAME	*	7.0	7	2	2	1	11	0	0	1	0	0	0	0	12-2	26	3	2	1.42	
Totals			28	187.2	107	48	38	40	300	15	1	11	5	18	7	1	224-57	26	3	2	1.42

SEASON/CAREER STATISTICS

	ERA	W-L	APP-GS	CG	SH/CB	SV	IP	H	R	ER	BB	SO	HR	BF	.AVG
2008	0.76	31-4	43-34	26	15/2	3	222.1	128	39	24	36	279	8	838	.165
2009	1.38	19-5	36-28	18	7/4	4	182.0	111	43	36	40	275	17	712	.169
2010	1.42	26-3	32-28	23	8/2	2	187.2	107	48	38	40	300	11	718	.162
Totals	1.17	76-12	113-91	67	30/8	9	600.1	352	132	100	120	864	32	2302	.166

CAREER HIGHS

Category	High	Opponent (Last)	Date
Innings pitched	13.0	vs. UCLA	Feb. 14, 2010
Strikeouts	18	vs. UCLA	Feb. 14, 2010
Fewest hits/CG	0 (6x)	vs. Penn State-1	April 21, 2010
Fewest walks/CG	0 (38x)	vs. Notre Dame	May 22, 2010

SEASON HIGHS

Category	High	Opponent (Last)	Date
Innings pitched	13.0	vs. UCLA	Feb. 14, 2010
Strikeouts	18	vs. UCLA	Feb. 14, 2010
Fewest hits/CG	0 (3x)	vs. Penn State-1	April 21, 2010
Fewest walks/CG	0 (11x)	vs. Notre Dame	May 22, 2010

#15 • MAGGIE VIEFHAUS

SENIOR • THIRD BASE • L/R • 5-10

EUREKA, MO. • EUREKA

It's pronounced ... VEE - house

► Named Co-Big Ten Player of the Year. Also selected to the All-Big Ten first team (third base) for the second straight season.

► Named to the All-Great Lakes Region first team.

► Batted a conference-leading .478 in Big Ten play this season. Also led in 2009 with a .417 average in league games.

► Owns a career-best 20 home runs; only three other Wolverines have tallied 15 or more homers in a season. With 42 career homers, ranks fourth among Michigan's career leaders in the category.

► Contributed to the Team USA's gold-medal performance at the 2009 Pan-Am Qualifier. Also won gold medals at the 2007 Junior Pan American and 2008 Junior World Championships.

Last 10 Games (Hitting)

Batting Average: .417 (10-for-24)

Doubles: 1

Home runs: 5

Runs Batted In: 16

Walks: 11

Stolen Bases: 1

Multi-Hit Games (19)

Most Recent: vs. Notre Dame (May 23), 2 hits

Multi-RBI Games (16)

Most Recent: vs. Notre Dame (May 23), 4 RBI

Longest Hitting Steak (10 games)

Feb. 19 - Feb. 28

#16 • BROOKE WARD

JUNIOR • CATCHER • R/R • 5-8

HIGHLAND, MICH. • LAKELAND

► Primarily serves as a bullpen catcher.

► Scored her first collegiate run as a pinch runner against Alabama at the NFCA Leadoff Classic (Feb. 27).

Last 10 Games (Hitting)

Batting Average: .000 (0-for-0)

Doubles: 0

Home runs: 0

Runs Batted In: 0

Walks: 0

Stolen Bases: 0

Multi-Hit Games (0)

Most Recent: n/a

Multi-RBI Games (0)

Most Recent: n/a

Longest Hitting Steak (0 games)

n/a

SEASON/CAREER STATISTICS															
	AVG	GP-GS	AB	R	H	2B	3B	HR	RBI	BB	SO	SB-ATT	OB%	SLG%	FLD%
2007	.277	60-60	173	26	48	8	1	5	23	9	39	3-4	.328	.422	.969
2008	.306	60-60	170	33	52	10	2	7	39	27	27	8-12	.410	.512	.929
2009	.313	59-59	166	44	52	18	1	10	38	102	31	3-5	.423	.614	.926
2010	.396	55-55	154	67	61	11	3	20	60	39	21	12-15	.532	.896	.956
Totals	.321	234-234	663	170	213	47	7	42	160	100	118	26-36	.425	.603	.946

CAREER HIGHS			
Category	High	Opponent (Last)	Date
At-bats	6	at Florida State	Feb. 24, 2009
Runs	4	vs. Notre Dame	May 23, 2010
Hits	4	vs. Northwestern	April 18, 2010
RBI	5 (4x)	vs. Eastern Michigan	May 5, 2010
Doubles	2 (6x)	at Minnesota	April 11, 2010
Triples	1 (7x)	vs. Northwestern	April 17, 2010
Home runs	2 (2x)	vs. Notre Dame	May 23, 2010
Walks	3 (4x)	vs. Notre Dame	May 23, 2010
Stolen bases	2 (3x)	vs. Northwestern	April 18, 2010

SEASON HIGHS			
Category	High	Opponent (Last)	Date
At-bats	5 (2x)	at Purdue	April 25, 2010
Runs	4	vs. Notre Dame	May 23, 2010
Hits	4	vs. Northwestern	April 18, 2010
RBI	5	vs. Eastern Michigan	May 5, 2010
Doubles	2	at Minnesota	April 11, 2010
Triples	1 (3x)	vs. Northwestern	April 17, 2010
Home runs	2 (2x)	vs. Notre Dame	May 23, 2010
Walks	3 (3x)	vs. Notre Dame	May 23, 2010
Stolen bases	2 (2x)	vs. Northwestern	April 18, 2010

SEASON/CAREER STATISTICS															
	AVG	GP-GS	AB	R	H	2B	3B	HR	RBI	BB	SO	SB-ATT	OB%	SLG%	FLD%
2009	.000	2-0	2	0	0	0	0	0	0	0	1	0-0	.000	.000	.000
2010	.000	4-0	3	1	0	0	0	0	0	0	2	0-0	.000	.000	1.000
Totals	.000	6-0	5	1	0	0	0	0	0	0	3	0-0	.000	.000	1.000

SEASON HIGHS			
Category	High	Opponent (Last)	Date
At-bats	1 (5x)	at Indiana-2	April 8, 2010
Runs	1	vs. Alabama	Feb. 27, 2010
Hits	none	-	-
RBI	none	-	-
Doubles	none	-	-
Triples	none	-	-
Home runs	none	-	-
Walks	none	-	-
Stolen bases	none	-	-

SEASON HIGHS			
Category	High	Opponent (Last)	Date
At-bats	1 (3x)	at Indiana-2	April 8, 2010
Runs	1	vs. Alabama	Feb. 27, 2010
Hits	none	-	-
RBI	none	-	-
Doubles	none	-	-
Triples	none	-	-
Home runs	none	-	-
Walks	none	-	-
Stolen bases	none	-	-

U-M CAREER LEADERS: BATTING



Traci Conrad



Alessandra Giampaolo



Lisa Panetta



Samantha Findlay



Diane Hatch

Games Played

263	Traci Conrad	1996-99
260	Pam Kosanke	1997-2000
256	Tiffany Haas	2003-06
254	Jessica Merchant	2002-05
252	Jessica Lang	1994-97
251	Samantha Findlay	2005-08
	Alessandra Giampaolo	2005-08
250	Rebecca Tune	1998-2001
249	Kellyn Tate	1995-98
247	Kelsey Kollen	1999-2002

Games Started

262	Traci Conrad	1996-99
259	Pam Kosanke	1997-2000
256	Tiffany Haas	2003-06
252	Jessica Merchant	2002-05
250	Rebecca Tune	1998-2001
251	Samantha Findlay	2005-08
	Alessandra Giampaolo	2005-08
247	Kelsey Kollen	1999-2002
241	Kellyn Tate	1995-98
239	Melissa Taylor	1998-2001
234	Maggie Viehhaus	2007-present

At Bats

886	Traci Conrad	1996-99
866	Tiffany Haas	2003-06
852	Kelsey Kollen	1999-2002
801	Alessandra Giampaolo	2005-08
762	Kellyn Tate	1995-98
744	Tracy Carr	1993-96
739	Catherine Davie	1996-99
730	Meghan Doe	2001-04
728	Bonnie Tholl	1988-91
724	Jessica Lang	1994-97

Runs

223	Traci Conrad	1996-99
199	Tiffany Haas	2003-06
191	Samantha Findlay	2005-08
187	Kelsey Kollen	1999-2002
183	Alessandra Giampaolo	2005-08
170	Angela Findlay	2007-present
	Maggie Viehhaus	2007-present
160	Kellyn Tate	1995-98
150	Catherine Davie	1996-99
148	Sara Griffin	1995-98

Hits

345	Traci Conrad	1996-99
298	Kelsey Kollen	1999-2002
286	Tiffany Haas	2003-06
277	Alessandra Giampaolo	2005-08
275	Sara Griffin	1995-98
272	Kellyn Tate	1995-98
259	Catherine Davie	1996-99
244	Patti Benedict	1990-93
	Melissa Taylor	1998-2001
240	Alicia Seegert	1984-87

Doubles

61	Alessandra Giampaolo	2005-08
	Catherine Davie	1996-99
59	Traci Conrad	1996-99
58	Sara Griffin	1995-98
52	Tiffany Haas	2003-06
48	Jessica Merchant	2002-05
47	Maggie Viehhaus	2007-present
43	Kelsey Kollen	1999-2002
42	Melinda Moulden	2000-03
40	Tracy Carr	1993-96

Triples

23	Lisa Panetta	1982-85
22	Patti Benedict	1990-93
19	Alicia Seegert	1984-87
14	Mena Reyman	1982-85
13	Diane Hatch	1979-82
12	Jody Humphries	1981-84
12	Kari Kunnen	1990-93
12	Kellyn Tate	1995-98

Home Runs

62	Samantha Findlay	2005-08
46	Jessica Merchant	2002-05
45	Dorian Shaw	2008-present
42	Maggie Viehhaus	2007-present
30	Grace Leutele	2003-06
28	Melissa Gentile	1997-2000
25	Angela Findlay	2007-present
22	Marissa Young	2000-03
	Tiffany Haas	2003-06
20	Stefanie Volpe	1999-2002
	Melinda Moulden	2000-03
	Nicole Motycka	2002-05
19	Nikki Nemitz	2007-present

Runs Batted In

219	Samantha Findlay	2005-08
184	Sara Griffin	1995-98
170	Catherine Davie	1996-99
164	Stefanie Volpe	1999-2002
160	Maggie Viehhaus	2007-present
155	Jessica Merchant	2002-05
139	Angela Findlay	2007-present
134	Melinda Moulden	2000-03
133	Marissa Young	2000-03
136	Traci Conrad	1996-99
130	Dorian Shaw	2008-present

Sacrifice Hits

60	Melissa Taylor	1998-2001
57	Julie Cooper	1988-91
48	Kellyn Tate	1995-98
44	Marissa Young	2000-03
41	Mena Reyman	1982-85
	Melinda Moulden	2000-03
40	Angela Findlay	2007-present
39	Meghan Doe	2001-04
	Mary Campana	1991-94
36	Roya St. Clair	2007-present
	Rebecca Tune	1998-2001

Walks

157	Samantha Findlay	2005-08
147	Stefanie Volpe	1999-2002
109	Dorian Shaw	2008-present
100	Maggie Viehhaus	2007-present
92	Alessandra Giampaolo	2005-08
88	Monica Schock	2001-04
87	Angela Findlay	2007-present
81	Kari Kunnen	1990-93
76	Kellyn Tate	1995-98
75	Sara Griffin	1995-98
	Tiffany Haas	2003-06

Batting Average

.389	Traci Conrad	1996-99
.384	Sara Griffin	1995-98
.360	Alicia Seegert	1984-87
.357	Kellyn Tate	1995-98
.355	Melissa Taylor	1998-2001
.353	Stefanie Volpe	1999-2002
.350	Kelsey Kollen	1999-2002
	Catherine Davie	1996-99
.348	Samantha Findlay	2005-08
.346	Alessandra Giampaolo	2005-08
	Angela Findlay	2007-present

Stolen Bases

63	Diane Hatch	1979-82
62	Traci Conrad	1996-99
56	Kelsey Kollen	1999-2002
55	Meghan Doe	2001-04
50	Patti Benedict	1990-93
48	Tiffany Haas	2003-06
47	Melissa Taylor	1998-2001
45	Kellyn Tate	1995-98
44	Michelle Silver	1992-95

U-M CAREER LEADERS: PITCHING

PITCHING		
Appearances		
151	Jennie Ritter	2003-06
144	Marissa Young	2000-03
142	Kelly Kovach	1992-95
140	Sara Griffin	1995-98
138	Nikki Nemitz	2007-present
Starts		
115	Jennie Ritter	2003-06
114	Sara Griffin	1995-98
112	Kelly Kovach	1992-95
111	Marissa Young	2000-03
110	Kelly Holmes	1994-97
Complete Games		
93	Sara Griffin	1995-98
90	Jennie Ritter	2003-06
83	Kelly Holmes	1994-97
82	Marissa Young	2000-03
81	Kelly Kovach	1992-95
Innings Pitched		
835.0	Jennie Ritter	2003-06
805.0	Sara Griffin	1995-98
769.0	Kelly Kovach	1992-95
761.0	Marissa Young	2000-03
731.0	Kelly Holmes	1994-97
712.1	Nikki Nemitz	2007-present
702.0	Vicki Morrow	1984-87
695.0	Andrea Nelson	1988-91
600.1	Jordan Taylor	2008-present
600.0	Marie Barda	1998-2001
Earned Run Average (minimum 25 appearances)		
0.68	Theresa Gardocki	1979-80
0.89	Jenny Allard	1987-90
0.92	Jan Boyd	1982-83
0.93	Vicki Morrow	1984-87
0.99	Jennie Ritter	2003-06
Wins		
106	Sara Griffin	1995-98
98	Jennie Ritter	2003-06
92	Nikki Nemitz	2007-present
88	Marissa Young	2000-03
76	Jordan Taylor	2008-present
	Kelly Holmes	1994-97
72	Kelly Kovach	1992-95
66	Nicole Motycka	2001-05
65	Vicki Morrow	1984-87
	Lorilyn Wilson	2004-07
Winning Percentage (minimum 25 appearances)		
.864	Jordan Taylor, 76-12	2008-present
.848	Sara Griffin, 106-19	1995-98
.821	Nikki Nemitz, 92-20	2007-present
.816	Jennie Ritter, 98-22	2003-06
.813	Lorilyn Wilson, 40-8	2004-07
.793	Theresa Gardocki, 23-6	1978-80
.786	Marissa Young, 88-24	2000-03
.785	Julie Clark, 22-6	1984-87
.776	Nicole Motycka, 66-19	2001-05
.753	Marie Barda, 64-21	1998-2001
Strikeouts		
1205	Jennie Ritter	2003-06
927	Marissa Young	2000-03
864	Jordan Taylor	2008-present
842	Nikki Nemitz	2007-present
714	Lorilyn Wilson	2004-07
602	Sara Griffin	1995-98
465	Kelly Kovach	1992-95
446	Vicki Morrow	1984-87
416	Nicole Motycka	2001-05
377	Marie Barda	1998-2001
Shutouts		
43	Jennie Ritter	2003-06
40	Sara Griffin	1995-98
36	Vicki Morrow	1984-87
	Marissa Young	2000-03
33	Kelly Kovach	1992-95
32	Lorilyn Wilson	2004-07
30	Jordan Taylor	2008-present
	Kelly Holmes	1994-97
27	Nikki Nemitz	2007-present
25	Andrea Nelson	1988-91
Saves		
9	Jordan Taylor	2008-present
	Nicole Motycka	2002-05
8	Jennie Ritter	2003-06
7	Lorilyn Wilson	2004-07
	Marie Barda	1998-2001
6	Nikki Nemitz	2007-pr.
	Marissa Young	2000-03
	Andrea Nelson	1988-91
	Laura Reed	1979-82
5	Nikki Nemitz	2007-pr.
	Kelly Kovach	1992-95
No-Hitters		
6	Jordan Taylor	2008-present
5	Jennie Ritter	2003-06
4	Vicki Morrow	1984-87
2	Marissa Young	2000-03
	Kelly Holmes	1994-97
	Sara Griffin	1995-98
	Michelle Bolster	1985-88
	Julie Zyjewski	1979-81



Sara Griffin



Jennie Ritter

MICHIGAN NO-HITTERS

Date	Pitcher	Opponent	Result	Site
April 3, 1979	Julie Zyjewski	Lansing C.C.	W, 1-0	Ann Arbor
April 7, 1980	Julie Zyjewski	Grand Valley State	W, 2-1	Ann Arbor
March 21, 1983	Carol Allis	Drexel	W, 13-0	South Carolina
April 29, 1983	Sandy Taylor	St. Francis	W, 1-0	Ann Arbor
May 3, 1985	Michelle Bolster	Ohio State	W, 8-0	Ann Arbor
March 20, 1986	Vicki Morrow	Adelphi	W, 3-0	Fullerton, Calif.
March 29, 1986	Vicki Morrow	Eastern Michigan	W, 4-0	Oxford, Ohio
April 19, 1986	Vicki Morrow	Minnesota	W, 3-0	Ann Arbor
April 3, 1987	Vicki Morrow	Ohio State	W, 8-0	Ann Arbor
April 15, 1988	Andrea Nelson	Ohio State	W, 6-0	Ann Arbor
May 4, 1988	Michelle Bolster	Michigan State	W, 2-0	Ann Arbor
March 26, 1993*	Kelly Forbis	Santa Clara	W, 8-0	Sunnyvale, Calif.
March 8, 1996*	Sara Griffin	Oklahoma	W, 6-0	Tucson, Ariz.
March 16, 1996	Kelly Holmes	Illinois-Chicago	W, 7-0	Tallahassee, Fla.
March 23, 1996	Kelly Holmes	Indiana State	W, 7-0	Knoxville, Tenn.
May 5, 1996	Sara Griffin	Minnesota	W, 7-0	Minneapolis, Minn.
March 7, 1997	Jamie Gillies	Temple	W, 10-0	Tampa, Fla.
Feb. 29, 2000	Marissa Young	South Florida	W, 1-0	Tampa, Fla.
Feb. 16, 2002*	Marissa Young	Utah State	W, 9-0	Poway, Calif.
March 12, 2004	Jennie Ritter	Notre Dame	W, 3-0	Tallahassee, Fla.
Feb. 19, 2005	Nicole Motycka	Rutgers	W, 8-0	Boca Raton, Fla.
March 1, 2005	Jennie Ritter	Florida	W, 4-0	Gainesville, Fla.
March 4, 2005	Jennie Ritter	South Florida	W, 9-0	Tampa, Fla.
April 17, 2005*	Jennie Ritter	Indiana	W, 9-0	Ann Arbor
March 25, 2006	Lorilyn Wilson	Louisville	W, 3-0	Louisville, Ky.
May 19, 2006^	Jennie Ritter	Youngstown State	W, 4-0	Ann Arbor
Feb. 23, 2008*	Nikki Nemitz	Birmingham Southern	W, 8-0	Orlando, Fla.
March 15, 2008	Jordan Taylor	Miami (Ohio)	W, 12-0	Louisville, Ky.
Feb. 22, 2009	Jordan Taylor	Indiana	W, 4-0	Tallahassee, Fla.
March 8, 2009	Jordan Taylor	Tennessee Tech	W, 13-0	Louisville, Ky.
Feb. 19, 2010	Jordan Taylor	Oklahoma State	W, 3-0	Baton Rouge, La.
April 10, 2010*	Jordan Taylor	Minnesota	W, 9-0	Minneapolis, Minn.
April 21, 2010*	Jordan Taylor	Penn State	W, 8-0	Ann Arbor

* Perfect Game; ^ NCAA Tournament Game

U-M SINGLE-SEASON LEADERS

OFFENSE

Games Played

73	...	Lisa Kelley	...	1997
73	...	Pam Kosanke	...	1997
72	...	Samantha Findlay	...	2005
72	...	Alessandra Giampaolo	...	2005
72	...	Tiffany Haas	...	2005
72	...	Grace Leutele	...	2005
72	...	Jessica Merchant	...	2005
72	...	Nicole Motycka	...	2005
72	...	Catherine Davie	...	1997
71	...	Jessica Lang	...	1997

Starts

73	...	Pam Kosanke	...	1997
72	...	Samantha Findlay	...	2005
72	...	Alessandra Giampaolo	...	2005
72	...	Tiffany Haas	...	2005
72	...	Grace Leutele	...	2005
72	...	Jessica Merchant	...	2005
72	...	Nicole Motycka	...	2005
72	...	Lisa Kelley	...	1997
71	...	Jessica Lang	...	1997
70	...	Traci Conrad	...	1997
70	...	Melissa Gentile	...	1997

At Bats

253	...	Tiffany Haas	...	2005
237	...	Kelsey Kollen	...	1999
231	...	Alessandra Giampaolo	...	2005
228	...	Traci Conrad	...	1996
226	...	Traci Conrad	...	1999
224	...	Nicole Motycka	...	2005
222	...	Traci Conrad	...	1997
222	...	Jessica Merchant	...	2005
212	...	Tiffany Haas	...	2004

Runs

68	...	Angela Findlay	...	2010
67	...	Maggie Viehhaus	...	2010
...	...	Jessica Merchant	...	2005
64	...	Tiffany Haas	...	2005
...	...	Catherine Davie	...	1999
63	...	Alessandra Giampaolo	...	2005
60	...	Samantha Findlay	...	2005
58	...	Traci Conrad	...	1998
57	...	Samantha Findlay	...	2008
...	...	Traci Conrad	...	1999
55	...	Traci Conrad	...	1996

Hits

91	...	Tiffany Haas	...	2005
89	...	Kelsey Kollen	...	1999
...	...	Sara Griffin	...	1995
87	...	Traci Conrad	...	1999
...	...	Catherine Davie	...	1999
86	...	Traci Conrad	...	1998
...	...	Traci Conrad	...	1997
...	...	Traci Conrad	...	1996
...	...	Sara Griffin	...	1996
85	...	Melissa Taylor	...	2001

Doubles

24	...	Sara Griffin	...	1996
22	...	Catherine Davie	...	1999
21	...	Kelly Kovach	...	1995
20	...	Traci Conrad	...	1999
19	...	Alessandra Giampaolo	...	2007
...	...	Traci Conrad	...	1998
18	...	Maggie Viehhaus	...	2009
...	...	Melissa Gentile	...	1998
16	...	Tiffany Haas	...	2005
...	...	Sara Griffin	...	1995

Triples

11	...	Lisa Panetta	...	1985
...	...	Patti Benedict	...	1993
8	...	Mena Reyman	...	1983
...	...	Alicia Seegert	...	1984
7	...	Diane Hatch	...	1979
5	...	Lisa Panetta	...	1982
...	...	Vicki Morrow	...	1986
...	...	Kari Kunnen	...	1990
...	...	Patti Benedict	...	1990
...	...	Patti Benedict	...	1991
...	...	Catherine Davie	...	1997

Home Runs

21	...	Samantha Findlay	...	2008
...	...	Samantha Findlay	...	2005
...	...	Jessica Merchant	...	2005
20	...	Dorian Shaw	...	2010
...	...	Maggie Viehhaus	...	2010
15	...	Jessica Merchant	...	2004
14	...	Dorian Shaw	...	2009
13	...	Angela Findlay	...	2010
...	...	Becky Marx	...	2006
...	...	Nicole Motycka	...	2005
...	...	Marissa Young	...	2003
...	...	Melissa Gentile	...	1998

Runs Batted In

77	...	Samantha Findlay	...	2005
69	...	Samantha Findlay	...	2008
63	...	Jessica Merchant	...	2005
61	...	Kelly Kovach	...	1995
60	...	Maggie Viehhaus	...	2010
59	...	Dorian Shaw	...	2010
57	...	Melissa Gentile	...	1998
54	...	Catherine Davie	...	1999
52	...	Sara Griffin	...	1998
51	...	Angela Findlay	...	2010

Walks

53	...	Stefanie Volpe	...	2002
45	...	Dorian Shaw	...	2010
43	...	Samantha Findlay	...	2005
40	...	Samantha Findlay	...	2007
39	...	Maggie Viehhaus	...	2010
38	...	Samantha Findlay	...	2008
...	...	Stefanie Volpe	...	2001
36	...	Samantha Findlay	...	2006
34	...	Stefanie Volpe	...	2000
33	...	Dorian Shaw	...	2009

Batting Average

.455	...	Melissa Taylor	...	2001
.432	...	Sara Griffin	...	1995
.421	...	Patti Benedict	...	1993
.410	...	Traci Conrad	...	1998
.409	...	Melissa Gentile	...	1998
.408	...	Tammy Sanders	...	1979
.408	...	Sara Griffin	...	1996
.407	...	Catherine Davie	...	1999
.400	...	Stefanie Volpe	...	2002
.396	...	Maggie Viehhaus	...	2010
...	...	Alicia Seegert	...	1984

Stolen Bases

24	...	Diane Hatch	...	1982
22	...	Melissa Taylor	...	2000
21	...	Meghan Doe	...	2004
20	...	Stefanie Volpe	...	2002
...	...	Traci Conrad	...	1997
19	...	Teddi Ewing	...	2008
...	...	Catherine Davie	...	1997
...	...	Missy Thomas	...	1984
18	...	Tiffany Haas	...	2004
...	...	Missy Thomas	...	1983

PITCHING

Appearances

48	...	Jennie Ritter	...	2005
...	...	Kelly Holmes	...	1997
46	...	Sara Griffin	...	1998
44	...	Sara Griffin	...	1996
43	...	Jordan Taylor	...	2008
...	...	Lorilyn Wilson	...	2007
...	...	Marissa Young	...	2002
42	...	Jennie Ritter	...	2006
41	...	Jennie Ritter	...	2004
40	...	Nikki Nemitz	...	2009

Pitching Starts

41	...	Jennie Ritter	...	2005
...	...	Kelly Holmes	...	1997
38	...	Sara Griffin	...	1996
35	...	Lorilyn Wilson	...	2007
...	...	Jennie Ritter	...	2006
34	...	Jordan Taylor	...	2008
32	...	Sara Griffin	...	1998
...	...	Andrea Nelson	...	1989
...	...	Vicki Morrow	...	1987
31	...	Jennie Ritter	...	2004
...	...	Marissa Young	...	2002

Complete Games

34	...	Jennie Ritter	...	2005
32	...	Jennie Ritter	...	2006
31	...	Kelly Holmes	...	1997
...	...	Sara Griffin	...	1996
...	...	Vicki Morrow	...	1987
27	...	Andrea Nelson	...	1989
...	...	Jan Boyd	...	1983
26	...	Jordan Taylor	...	2008
...	...	Marissa Young	...	2002
...	...	Sara Griffin	...	1998

Innings Pitched

288.2	...	Jennie Ritter	...	2005
272.0	...	Jennie Ritter	...	2006
272.0	...	Kelly Holmes	...	1997
266.1	...	Sara Griffin	...	1996
246.3	...	Vicki Morrow	...	1987
237.0	...	Andrea Nelson	...	1989
231.2	...	Sara Griffin	...	1998
224.0	...	Marissa Young	...	2002
222.1	...	Jordan Taylor	...	2008
221.1	...	Lorilyn Wilson	...	2007

Wins

38	...	Jennie Ritter	...	2005
35	...	Sara Griffin	...	1998
...	...	Sara Griffin	...	1996
33	...	Kelly Holmes	...	1997
31	...	Jordan Taylor	...	2008
...	...	Jennie Ritter	...	2006
28	...	Nikki Nemitz	...	2009
27	...	Marissa Young	...	2002
26	...	Jordan Taylor	...	2010
...	...	Kelly Forbis	...	1993
...	...	Vicki Morrow	...	1987

Consecutive Wins

30	...	Sara Griffin	...	1998
27	...	Sara Griffin	...	1996
22	...	Jennie Ritter	...	2005
19	...	Marie Barda	...	1999
18	...	Nicole Motycka	...	2002
16	...	Nikki Nemitz	...	2009
15	...	Jordan Taylor	...	2008
14	...	Kelly Forbis	...	1993
13	...	Lorilyn Wilson	...	2005
...	...	Nicole Motycka	...	2004

Winning Percentage

.929	...	Theresa Gardocki, 13-1	...	1979
.921	...	Sara Griffin, 35-3	...	1998
.916	...	Lorilyn Wilson, 22-2	...	2005
.904	...	Jennie Ritter, 38-4	...	2005
.897	...	Jordan Taylor, 26-3	...	2010
.890	...	Jordan Taylor, 31-4	...	2008
.889	...	Jamie Gillies, 16-2	...	1998
.882	...	Sara Griffin, 15-2	...	1997
.880	...	Nicole Motycka, 22-3	...	2002
.875	...	Nikki Nemitz, 21-3	...	2010

Strikeouts

451	...	Jennie Ritter	...	2006
417	...	Jennie Ritter	...	2005
319	...	Marissa Young	...	2002
317	...	Lorilyn Wilson	...	2007
306	...	Nikki Nemitz	...	2009
300	...	Jordan Taylor	...	2010
285	...	Jordan Taylor	...	2009
279	...	Jordan Taylor	...	2008
269	...	Jennie Ritter	...	2004
259	...	Marissa Young	...	2003

Earned Run Average

0.44	...	Theresa Gardocki	...	1979
0.45	...	Vicki Morrow	...	1986
0.56	...	Jan Boyd	...	1982
0.66	...	Laura Reed	...	1980
0.69	...	Julie Clark	...	1987
0.75	...	Jenny Allard	...	1989
0.76	...	Jordan Taylor	...	2008
0.77	...	Jennie Ritter	...	2006
0.81	...	Nicole Motycka	...	2004
0.83	...	Mari Foster	...	1984

Shutouts

18	...	Vicki Morrow	...	1987
17	...	Jennie Ritter	...	2006
16	...	Jennie Ritter	...	2005
15	...	Jordan Taylor	...	2008
...	...	Sara Griffin	...	1996
12	...	Sara Griffin	...	1998
...	...	Kelly Holmes	...	1997
11	...	Marissa Young	...	2002
...	...	Kelly Forbis	...	1993
...	...	Jenny Allard	...	1989

Saves

5	...	Marissa Young	...	2002
4	...	Jordan Taylor	...	2009
...	...	Lorilyn Wilson	...	2007
...	...	Jennie Ritter	...	2005
...	...	Nicole Motycka	...	2004
...	...	Andrea Nelson	...	1991
...	...	Laura Reed	...	1982
3	...	Jordan Taylor	...	2008
...	...	Nikki Nemitz	...	2007
...	...	Marie Barda	...	2001
...	...	Jamie Gillies	...	2000
...	...	Marie Barda	...	1999
...	...	Kelly Forbis	...	1993
...	...	Linda Allen	...	1984

MISCELLANEOUS U-M RECORDS

SINGLE-GAME RECORDS

At Bats (8)

8	Rebekah Milian	vs. Western Mich.	April 18, 2006
8	Tiffany Haas	vs. Western Mich.	April 18, 2006
8	Jody Humphries	at Ohio State	April 28, 1984
8	Carol Patrick	at Ohio State	April 28, 1984
8	Mena Reyman	at Ohio State	April 28, 1984
8	Vicki Morrow	at Ohio State	April 28, 1984

Runs (4)

4	Maggie Viefhaus	vs. Notre Dame	May 23, 2010
4	Samantha Findlay	vs. Indiana	April 17, 2005
4	Kelsey Kollen	vs. Connecticut	Feb. 22, 2002
4	Meghan Doe	vs. Pittsburgh	Feb. 17, 2002
4	Kellyn Tate	vs. Ohio State	April 27, 1996
4	Sara Griffin	vs. Morehead State	March 22, 1996
4	Sara Griffin	vs. Penn State	April 12, 1995
4	Mena Reyman	vs. Northern Illinois	May 6, 1982
4	Mena Reyman	vs. Illinois State	May 6, 1982

Hits (5)

5	Pam Wright	at Ohio State	May 9, 1986
5	Alicia Seegert	at Ohio State	April 28, 1984

Doubles (3)

3	Marissa Young	vs. Kent	Feb. 25, 2000
---	---------------	----------	---------------

Triples (2)

2	Traci Conrad	vs. Texas A&M	Feb. 27, 1998
2	Sara Griffin	vs. Toledo	April 6, 1995
2	Patti Benedict	vs. Sam Houston	Feb. 26, 1993
2	Kari Kunnen	at Indiana	March 30, 1991
2	Sara Dysterhouse	vs. Detroit	April 18, 1989
2	Mena Reyman	vs. Michigan State	April 19, 1984

Home Runs (3)

3	Dorian Shaw (U-M)	vs. Baylor	May 22, 2009
3	Samantha Findlay	at Indiana	April 17, 2005
3	Nicole Motycka	at Purdue	April 4, 2004

Runs Batted In (8)

8	Samantha Findlay	vs. Minnesota	April 2, 2006
8	Stefanie Volpe	at Northwestern	April 20, 2002

Walks (4)

4	Tracy Carr	vs. Indiana	April 2, 1995
4	Samantha Findlay	vs. Ole Miss.	Feb. 9, 2007

Stolen Bases (4)

4	Bonnie Tholl	at Florida A&M	March 5, 1990
---	--------------	----------------	---------------

Strikeouts (19)

19	Jennie Ritter	vs. Oklahoma	May 21, 2006
----	---------------	--------------	--------------

LONGEST GAMES

All Games

Inn	Opponent	Score	Date
18	vs. Central Michigan	W, 3-1	April 18, 2006
16	at Ohio State	W, 9-6	April 28, 1984
14	at Iowa	L, 0-3	April 9, 1995
14	vs. Iowa (WCWS)	L, 7-9	May 27, 1995
13	vs. UCLA	W, 4-2	Feb. 14, 2010

Big Ten Games

Inn	Date	Opponent	Score
16	at Ohio State	W, 9-6	April 28, 1984
14	at Iowa	L, 0-3	April 9, 1995
13	vs. Minnesota	W, 1-0	April 4, 1993

STREAKS

Winning Streak	32 games (2/12/05 - 3/30/05)
Home Winning Streak	36 games (3/28/09 - present)
Road Winning Streak	32 games (2/12/05 - 3/30/05)
Big Ten Winning Streak	16 games (2x, MR: 3/31/2001 - 4/27/01)

Unbeaten Streak	33 games (3/2/99 - 4/13/99)
Home Unbeaten Streak	36 games (3/28/09 - present)
Road Unbeaten Streak	32 games (2/12/05 - 3/30/05)
Big Ten Unbeaten Streak	16 games (2x, MR: 3/31/2001 - 4/27/01)

Losing Streak	.6 games (3/23/83 - 4/3/83)
Home Losing Streak	4 games (4/12/91 - 4/13/91)
Road Losing Streak	.6 games (3/23/83 - 4/3/83)
Big Ten Losing Streak	.6 games (3/30/91 - 4/13/91)

Winless Streak	.6 games (3/23/83 - 4/3/83)
Home Winless Streak	4 games (4/12/91 - 4/13/91)
Road Winless Streak	.6 games (3/23/83 - 4/3/83)
Big Ten Winless Streak	.6 games (3/30/91 - 4/13/91)

HOME FIELD RECORDS

Games played at Mitchell Field, Elbel Field, Varsity Diamond, Alumni Field.

At Bats (8)

8	Tiffany Haas (U-M)	vs. Central Michigan	April 18, 2006
8	Rebekah Milian (U-M)	vs. Central Michigan	April 18, 2006
8	Brittany Decker (CMU)	vs. Michigan	April 18, 2006
8	Christian Dhondt (CMU)	vs. Michigan	April 18, 2006
8	Lindsey Calme (CMU)	vs. Michigan	April 18, 2006
8	Stephanie Crews (CMU)	vs. Michigan	April 18, 2006

Runs (4)

4	Maggie Viefhaus	vs. Notre Dame	May 23, 2010
4	Kellyn Tate (U-M)	4/27/96	vs. Ohio State
4	Sara Griffin (U-M)	4/12/95	vs. Penn State
4	Lori Reimer (NIU)	4/7/91	vs. Ohio
4	Mena Reyman (U-M)	5/6/82	vs. Northern Illinois
4	Mena Reyman (U-M)	5/6/82	vs. Illinois State

Hits (5)

5	Julie Sexton (NIU)	4/7/91	vs. Ohio
5	Amy Hudson (CMU)	vs. Michigan	April 18, 2006

Home Runs (3)

3	Dorian Shaw (U-M)	vs. Baylor	May 22, 2009
---	-------------------	------------	--------------

Doubles (3)

3	Lisa Gilfoy (NIU)	vs. Ohio	April 7, 1991
---	-------------------	----------	---------------

Triples (2)

2	Sara Griffin (U-M)	4/6/95	vs. Toledo
2	Tracie Godwin (DePaul)	4/6/91	vs. Northern Illinois
2	Sara Dysterhouse (U-M)	4/18/89	vs. Detroit
2	Mena Reyman (U-M)	4/19/84	vs. Michigan State
2	Stephanie Breslin (OSU)	5/6/82	vs. Western Illinois

Runs Batted In (8)

8	Samantha Findlay (U-M)	vs. Minnesota	April 2, 2006
---	------------------------	---------------	---------------

Walks (4)

4	Tracy Carr (U-M)	vs. Indiana	April 2, 1995
---	------------------	-------------	---------------

Stolen Bases (3)

3	Cheryl Pearcy (U-M)	vs. Northwestern	April 8, 1994
3	Vicki Morrow (U-M)	vs. Michigan State	April 17, 1985

Strikeouts (19)

19	Jennie Ritter (U-M)	vs. Oklahoma	May 21, 2006
----	---------------------	--------------	--------------

ANNUAL STATISTICS

OFFENSE / FIELDING

Year	G	AB	R	H	2B	3B	HR	TB	SB	SAC	HBP	BB	SO	RBI	AVG.	PO	A	E	FLD%	ERA
1978	18	480	113	117	--	--	--	--	--	--	--	--	--	--	.244	--	--	--	--	--
1979	29	668	158	205	22	14	4	267	--	--	--	--	--	93	.306	--	--	--	--	--
1980	27	663	95	165	9	6	2	192	54	37	8	83	64	70	.249	--	--	72	--	2.55
1981	35	869	140	202	12	13	4	252	28	48	6	114	99	104	.232	693	274	57	.944	1.81
1982	45	1183	188	290	31	18	11	390	48	53	7	168	181	148	.245	890	311	75	.941	1.04
1983	59	1522	174	348	29	22	11	454	47	69	10	149	225	133	.226	1228	447	83	.953	1.41
1984	56	1539	197	393	39	27	8	510	53	54	9	104	215	163	.254	1173	549	85	.953	1.47
1985	48	1297	167	301	19	23	3	382	70	50	10	102	186	112	.232	1021	525	75	.953	1.78
1986	49	1288	149	284	29	12	8	363	47	33	7	92	174	102	.220	1011	436	68	.955	0.79
1987	56	1470	165	396	33	11	6	469	49	83	15	89	85	136	.269	1183	505	70	.960	0.93
1988	49	1410	142	318	49	9	6	403	33	54	12	83	89	112	.226	1092	474	45	.972	1.26
1989	62	1673	182	406	40	7	7	406	66	91	10	105	84	139	.243	1344	654	65	.960	1.05
1990	56	1555	176	397	40	6	1	452	78	66	12	97	102	123	.255	1215	597	70	.963	1.54
1991	55	1453	181	382	41	14	1	454	91	67	13	88	108	140	.263	1133	594	61	.966	1.31
1992	61	1641	241	447	55	23	3	557	69	71	13	118	136	186	.272	1259	631	94	.953	1.68
1993	59	1562	246	445	65	25	9	587	60	70	5	118	126	204	.285	1204	606	61	.967	1.45
1994	60	1648	177	401	51	4	3	469	70	52	12	104	206	139	.243	1281	718	76	.963	1.72
1995	62	1825	330	571	94	11	19	744	67	48	14	154	185	294	.313	1344	686	65	.969	1.55
1996	65	1845	349	609	90	15	11	762	71	62	17	146	156	309	.330	1349	711	71	.967	1.37
1997	73	1921	328	593	88	15	21	774	89	75	15	172	258	298	.309	1463	685	80	.964	1.44
1998	63	1673	333	543	88	12	27	736	69	65	22	136	229	300	.325	1258	597	67	.965	1.60
1999	65	1818	345	585	103	8	19	761	75	71	23	171	210	306	.322	1348	716	83	.961	1.48
2000	62	1597	240	438	67	4	17	564	78	100	12	139	234	209	.274	1276	543	60	.968	1.61
2001	61	1651	248	495	73	7	17	633	56	100	15	155	229	218	.300	1274	537	58	.969	1.15
2002	61	1561	286	473	70	3	37	660	63	81	17	172	232	253	.303	1235	448	51	.971	1.17
2003	60	1604	248	470	85	5	50	715	51	85	10	140	251	222	.293	1249	461	43	.975	1.41
2004	67	1710	277	480	74	9	45	707	68	122	35	122	277	249	.281	1381	524	55	.972	0.99
2005	72	1946	419	615	97	5	103	1031	39	68	24	353	374	249	.316	1440	501	52	.974	0.95
2006	59	1552	261	407	78	5	47	636	43	77	45	177	338	235	.262	1253	332	35	.978	0.97
2007	60	1589	260	470	68	8	36	662	41	63	29	136	247	231	.296	1216	415	40	.976	1.62
2008	60	1552	319	463	66	5	55	704	56	69	25	204	265	292	.298	1212	414	52	.969	0.88
2009	59	1568	310	452	94	6	53	717	50	71	42	182	263	280	.288	1220	371	41	.975	1.22
2010	55	1448	409	457	74	9	81	792	44	54	43	216	221	364	.316	1068	312	34	.976	1.55
Totals	1828	48781	7853	13618	1873	361	725	18205	1823	2109	537	4389	6049	6413	.279	36313	15574	1944	.964	1.36

PITCHING

Year	ERA	W	L	App	GS	CG	SHo	SV	IP	H	R	ER	BB	SO
1980	2.55	15	9	25	24	23	5	0	162.0	105	59	27	45	68
1981	1.81	19	16	45	35	26	11	3	235.2	187	94	61	90	121
1982	1.04	31	14	56	45	32	9	4	317.1	224	88	47	80	168
1983	1.41	32	27	71	59	49	14	2	405.2	329	126	82	75	158
1984	1.47	32	24	84	56	29	11	7	391.0	327	133	82	75	158
1985	1.78	28	20	61	48	34	7	0	345.0	276	132	88	104	158
1986	0.79	32	17	57	49	42	18	1	336.0	288	150	89	92	175
1987	0.93	39	17	66	56	45	24	0	390.1	263	85	52	84	197
1988	1.26	29	20	55	49	42	14	2	361.2	235	80	65	79	166
1989	1.05	42	20	74	62	50	22	1	455.1	319	108	68	96	172
1990	1.77	29	27	74	56	38	13	1	403.1	330	142	102	126	166
1991	1.31	36	19	75	55	35	17	7	378.0	302	93	71	99	152
1992	1.68	37	24	86	61	36	14	2	421.0	346	155	101	117	198
1993	1.45	46	13	73	59	45	21	5	402.0	291	106	83	118	224
1994	1.72	34	26	79	60	45	11	4	428.1	363	130	105	109	206
1995	1.55	50	12	74	62	51	21	1	448.0	355	119	99	131	279
1996	1.37	51	14	80	65	52	24	1	449.2	334	117	88	151	280
1997	1.44	56	16	95	73	51	21	0	486.2	387	147	100	147	252
1998	1.60	56	7	63	63	41	19	2	419.1	350	130	96	182	251
1999	1.48	51	13	65	65	37	18	5	449.1	375	134	95	118	196
2000	1.61	45	16	62	62	42	23	4	425.1	283	97	76	108	316
2001	1.15	43	17	61	61	39	17	4	425.0	265	109	70	123	340
2002	1.17	50	11	61	61	42	20	8	412.0	269	100	69	93	420
2003	1.41	44	16	60	60	29	18	5	416.1	265	110	84	113	432
2004	0.99	54	13	67	67	43	27	6	460.2	289	91	65	96	514
2005	0.95	65	7	72	72	51	32	7	480.0	253	93	65	81	657
2006	0.97	44	15	59	59	43	27	2	417.2	227	81	58	74	625
2007	1.62	47	13	60	60	34	21	8	405.1	256	109	94	89	487
2008	0.88	52	8	60	60	42	27	5	404.0	236	76	51	63	490
2009	1.22	47	12	59	59	39	16	5	406.2	231	95	71	79	591
2010	1.55	49	6	55	55	37	20	3	356.0	227	104	79	78	499
Totals	1.36	1285	489	2034	1778	1244	562	105	12294.2	8787	3393	2383	3115	9116

ANNUAL STATISTICAL LEADERS



Patti Benedict



Traci Conrad



Sara Griffin



Diane Hatch



Vicki Morrow



Alicia Seegart



Marissa Young

BATTING (since 1980)

Year	Average	Runs	Hits	HR	RBI
1980	.327, Laura Reed	13, Diane Hatch	23, Diane Hatch	1, Diane Hatch/Sue Burk	10, Tammie Sanders
1981	.292, Tammie Sanders	20, Diane Hatch	28, Tammie Sanders/Diane Hatch	2, Diane Puhl/Cindy Baumgart	21, Tammie Sanders
1982	.340, Diane Hatch	40, Diane Hatch	48, Diane Hatch	4, Diane Hatch	27, Jody Humphries
1983	.277, Carol Patrick	24, Mena Reyman	49, Carol Patrick	2, Five Players Tied	20, Carol Patrick
1984	.396, Alicia Seegert	31, Alicia Seegert/Missy Thomas	72, Alicia Seegert	4, Alicia Seegert	36, Alicia Seegert
1985	.367, Lisa Panetta	41, Lisa Panetta	58, Lisa Panetta	1, Three Players Tied	19, Alicia Seegert
1986	.353, Alicia Seegert	24, Alicia Seegert/Vicki Morrow	53, Alicia Seegert	5, Alicia Seegert	27, Alicia Seegert
1987	.351, Alicia Seegert	30, Alicia Seegert/Vicki Morrow	68, Alicia Seegert	2, Vicki Morrow	26, Jenny Allard
1988	.300, Jenny Allard	25, Julie Cooper	51, Jenny Allard	4, Michelle Bolster	22, Jenny Allard
1989	.351, Jenny Allard	29, Bonnie Tholl	65, Jenny Allard	4, Beth Mueller	29, Jenny Allard
1990	.353, Sara Dyksterhouse	26, Bonnie Tholl	59, Sara Dyksterhouse	1, Karla Kunnen	23, Sara Dyksterhouse
1991	.345, Patti Benedict	31, Bonnie Tholl	60, Patti Benedict	1, Karla Kunnen	27, Patti Benedict
1992	.367, Patti Benedict	45, Kari Kunnen	69, Patti Benedict	2, Patti Benedict	32, Patti Benedict
1993	.421, Patti Benedict	45, Kari Kunnen	77, Patti Benedict	3, Mary Campana	47, Patti Benedict
1994	.306, Kelly Kovach	27, Mary Campana	53, Tracy Carr	1, Three Players Tied	27, Tracy Carr
1995	.432, Sara Griffin	46, Sara Griffin/Michelle Silver	89, Sara Griffin	6, Sara Griffin	61, Kelly Kovach
1996	.408, Sara Griffin	55, Traci Conrad	86, Sara Griffin/Traci Conrad	3, Sara Griffin/Jennifer Smith	47, Sara Griffin
1997	.387, Traci Conrad	53, Traci Conrad	86, Traci Conrad	6, Cathy Davie/Melissa Gentile	47, Catherine Davie
1998	.410, Traci Conrad	58, Traci Conrad	86, Traci Conrad	13, Melissa Gentile	57, Melissa Gentile
1999	.407, Catherine Davie	64, Catherine Davie	89, Kelsey Kollen	8, Catherine Davie	54, Catherine Davie
2000	.363, Stefanie Volpe	37, Melissa Taylor	62, Pam Kosanke/Melissa Taylor	5, Stefanie Volpe	37, Marissa Young
2001	.455, Melissa Taylor	45, Kelsey Kollen	85, Melissa Taylor	6, Melinda Moulden	40, Melinda Moulden
2002	.400, Stefanie Volpe	54, Stefanie Volpe	74, Kelsey Kollen	11, Stefanie Volpe	47, Monica Schock
2003	.339, Melinda Moulden	40, Tiffany Haas	65, Melinda Moulden	13, Marissa Young	40, Melinda Moulden
2004	.354, Tiffany Haas	50, Tiffany Haas	75, Tiffany Haas	15, Jessica Merchant	48, Jessica Merchant
2005	.378, Jessica Merchant	67, Jessica Merchant	91, Tiffany Haas	21, Samantha Findlay/Jessica Merchant	77, Samantha Findlay
2006	.327, Becky Marx	45, Tiffany Haas	57, Tiffany Haas	13, Becky Marx	49, Becky Marx
2007	.379, Alessandra Giampaolo	41, Alessandra Giampaolo	74, Alessandra Giampaolo	11, Samantha Findlay	36, Tiffany Worthy
2008	.382, Samantha Findlay	57, Samantha Findlay	70, Alessandra Giampaolo	21, Samantha Findlay	69, Samantha Findlay
2009	.350, Amanda Chidester	44, Maggie Viefhaus	66, Bree Evans	14, Dorian Shaw	38, Chidester/Viefhaus
2010	.396, Maggie Viefhaus	68, Angela Findlay	68, Bree Evans	20, Shaw/Viefhaus	60, Maggie Viefhaus

PITCHING (since 1980)

Year	Innings	ERA	Wins	Shutouts	Strikeouts
1980	62.3, Julie Zyjewski	0.66, Laura Reed	6, Julie Zyjewski	2, Laura Reed	24, Julie Zyjewski
1981	102.0, Laura Reed	1.03, Laura Reed	9, Laura Reed	4, Laura Reed	56, Laura Reed
1982	113.3, Jan Boyd	0.56, Jan Boyd	13, Jan Boyd	6, Jan Boyd	71, Jan Boyd
1983	211.7, Jan Boyd	1.12, Jan Boyd	16, Jan Boyd	9, Jan Boyd	168, Jan Boyd
1984	145.7, Vicki Morrow	0.83, Mari Foster	9, Vicki Morrow	4 Three Players Tied	84, Vicki Morrow
1985	154.7, Vicki Morrow	1.08, Vicki Morrow	15, Vicki Morrow	5, Vicki Morrow	75, Vicki Morrow
1986	154.7, Vicki Morrow	0.45, Vicki Morrow	15, Vicki Morrow	9, Vicki Morrow	144, Vicki Morrow
1987	246.3, Vicki Morrow	0.80, Vicki Morrow	26, Vicki Morrow	18, Vicki Morrow	143, Vicki Morrow
1988	178.3, Michelle Bolster	0.98, Michelle Bolster	16, Andrea Nelson	7, Andrea Nelson	121, Michelle Bolster
1989	237.0, Andrea Nelson	0.75, Jenny Allard	23, Andrea Nelson	11, Jenny Allard	107, Andrea Nelson
1990	141.0, Andrea Nelson	1.49, Andrea Nelson	10, Andrea Nelson/Jenny Allard	3, Andrea Nelson	68, Andrea Nelson
1991	153.7, Andrea Nelson	1.09, Julie Clarkson	15, Andrea Nelson	4, Julie Clarkson/Kelly Forbis	69, Andrea Nelson
1992	187.3, Kelly Kovach	1.31, Kelly Kovach	19, Kelly Kovach	9, Kelly Kovach	119, Kelly Kovach
1993	208.0, Kelly Kovach	1.37, Kelly Forbis	26, Kelly Forbis	11, Kelly Forbis	139, Kelly Kovach
1994	210.0, Kelly Kovach	1.30, Kelly Kovach	16, Kelly Holmes	6, Kelly Kovach	116, Kelly Kovach
1995	192.7, Sara Griffin	1.48, Sara Griffin	21, Sara Griffin	8, Sara Griffin/Kelly Kovach	157, Sara Griffin
1996	266.3, Sara Griffin	1.10, Sara Griffin	35, Sara Griffin	15, Sara Griffin	184, Sara Griffin
1997	272.3, Kelly Holmes	0.99, Sara Griffin	33, Kelly Holmes	12, Kelly Holmes	152, Kelly Holmes
1998	231.3, Sara Griffin	0.97, Sara Griffin	35, Sara Griffin	12, Sara Griffin	184, Sara Griffin
1999	187.7, Marie Barda	1.12, Marie Barda	22, Marie Barda	9, Marie Barda	102, Marie Barda
2000	159.0, Marie Barda	1.02, Marie Barda	18, Marissa Young	9, Marissa Young	165, Marissa Young
2001	198.7, Marissa Young	0.88, Marie Barda	21, Marissa Young	8, Marissa Young	185, Marissa Young
2002	224.0, Marissa Young	1.03, Marissa Young	27, Marissa Young	11, Marissa Young	319, Marissa Young
2003	191.3, Marissa Young	1.32, Marissa Young	22, Marissa Young	8, Marissa Young	259, Marissa Young
2004	207.7, Jennie Ritter	0.59, Lorilyn Wilson	24, Jennie Ritter	9, Nicole Motycka	269, Jennie Ritter
2005	288.7, Jennie Ritter	0.92, Jennie Ritter	38, Jennie Ritter	16, Jennie Ritter	417, Jennie Ritter
2006	272.7, Jennie Ritter	0.77, Jennie Ritter	31, Jennie Ritter	17, Jennie Ritter	451, Jennie Ritter
2007	221.1, Lorilyn Wilson	1.45, Lorilyn Wilson	25, Lorilyn Wilson	10, Lorilyn Wilson	317, Lorilyn Wilson
2008	222.1, Jordan Taylor	0.76, Jordan Taylor	28, Jordan Taylor	15, Jordan Taylor	279, Jordan Taylor
2009	215.1, Nikki Nemitz	1.07, Nikki Nemitz	31, Nikki Nemitz	7, Jordan Taylor	306, Nikki Nemitz
2010	187.2, Jordan Taylor	1.17, Jordan Taylor	26, Jordan Taylor	8, Jordan Taylor	300, Jordan Taylor

TV/RADIO ROSTER



1
Amy
KNAPP
 IF • Fr. • 5-8
 St. Joseph, Mich.



2
Molly
BAUSHER
 IF/OF • Sr. • 5-4
 Las Vegas, Nev.



3
Amanda
CHIDESTER
 UT • So. • 5-9
 Allen Park, Mich.



4
Kristin
LARSEN
 OF • Sr. • 5-7
 Orion, Mich.



5
Bree
EVANS
 OF • So. • 5-8
 Bloomington, Calif.



7
Jordan
TAYLOR
 RHP • Jr. • 6-1
 Valencia, Calif.



8
Ashley
LANE
 2B/SS • Fr. • 5-4
 Escondido, Calif.



10
Alycia
RYAN
 OF • Jr. • 6-0
 Morristown, N.J.



12
Stephanie
KIRKPATRICK
 IF • So. • 5-5
 Plainfield, Ill.



15
Maggie
VIEFHAUS
 3B • Sr. • 5-10
 Eureka, Mo.



16
Brooke
WARD
 C • Jr. • 5-8
 Highland, Mich.



18
Jaelyn
CRUMMEY
 UT • Fr. • 5-5
 Macomb, Mich.



19
Nicole
GUSKA
 C • Jr. • 5-7
 Orland Park, Ill.



21
Stephanie
SPEIERMAN
 RHP • Fr. • 5-6
 Columbia, Md.



22
Angela
FINDLAY
 OF • Sr. • 5-5
 Lockport, Ill.



23
Dorian
SHAW
 1B • Jr. • 5-11
 Burke, Va.



24
Roya
ST. CLAIR
 C • Sr. • 5-5
 Livonia, Mich.



25
Marley
POWERS
 OF • Jr. • 5-8
 Owosso, Mich.



44
Nikki
NEMITZ
 LHP/DP • Sr. • 5-7
 St. Clair Shores, Mich.



Carol Hutchins
 Head Coach



Bonnie Tholl
 Associate Head
 Coach



Jennifer
Brundage
 Assistant Coach



Becky Marx
 Volunteer Coach