







2014 NCAA Championships - Qualifier

Team Results

Apr 10, 2014

Men / SR
Session: All

Rank	Gym	Team	Score						
1	Oklahoma	X	440.000	75.500 1	73.200 1	73.600 2	73.700 2	72.900 2	71.100 1
2	Stanford	X	433.550	75.000 2	69.650 4	71.700 4	73.950 1	73.050 1	70.200 3
3	Illinois	X	432.850	71.900 4	72.050 2	74.350 1	72.200 4	71.800 3	70.550 2
4	Iowa	X	425.950	71.500 5	68.850 5	72.800 3	72.050 6	71.350 4	69.400 4
5	California	X	425.700	72.850 3	69.950 3	70.750 5	72.800 3	70.850 5	68.500 5
6	W&M	X	415.350	70.150 6	68.200 6	68.850 6	72.100 5	67.900 6	68.150 6

Qualified for Friday as Team







2014 NCAA Championships - Qualifier

Event Results - AA

Apr 10, 2014

Page: 1
Printed: 4/10/2014 3:44 PM

Men / SR
Session: 1

Rank	Num	Name	Gym							AA
1	1112	Akash Modi	Stanford	15.250	15.050	14.450	14.750	15.050	12.900	87.450
2	201	Donothan Bailey	California	15.200	14.350	14.750	14.550	14.750	12.650	86.250
3	307	C.J. Maestas	Illinois	15.200	12.650	15.450	14.100	13.850	14.900	86.150
4	217	Kyle Zemeir	California	14.400	12.800	14.200	14.450	15.000	14.650	85.500
5	404	Jack Boyle	Iowa	13.900	13.450	14.850	13.800	15.000	13.450	84.450
6	1212	Daniel Potemski	W&M	13.450	13.350	14.400	14.650	14.050	13.600	83.500
7	1306	Chris Junghans	Navy	14.000	13.000	13.650	14.000	14.100	13.350	82.100
8	1302	Jon Rydzefski	Temple	13.100	11.900	13.600	13.300	13.450	13.600	78.950
9	1303	Jakob Welsh	Temple	12.750	13.000	13.550	13.950	12.650	12.150	78.050

Qualified for Friday as Individual

2014 NCAA Championships - Qualifier

Event Results - Floor

Apr 10, 2014

Page: 1
Printed: 4/10/2014 3:44 PM

Men / SR

Session: 1



Rank	Num	Name	Gym	Diff	Exec	ND	Score	Out
1	1116	Sean Senters	Stanford	6.100	9.350	..	15.450	0.000
2T	915	Alec Robin	Oklahoma	6.100	9.250	..	15.350	0.100
2T	410	Matt Loochtan	Iowa	6.200	9.150	..	15.350	0.100
4	919	Raymond White	Oklahoma	5.900	9.400	..	15.300	0.150
5*	1112	Akash Modi	Stanford	6.200	9.050	..	15.250	0.200
5*	303	Chandler Eggleston	Illinois	6.200	9.050	..	15.250	0.200
7T	201	Donothan Bailey	California	5.800	9.400	..	15.200	0.250
7T	307	C.J. Maestas	Illinois	6.300	8.900	..	15.200	0.250
9	1109	Michael Levy	Stanford	6.100	9.050	..	15.150	0.300
10	905	Presten Ellsworth	Oklahoma	5.800	9.300	..	15.100	0.350
11	209	Jeffrey Langenstein	California	5.900	9.150	..	15.050	0.400
12T	918	Colin Van Wicklen	Oklahoma	5.900	9.100	..	15.000	0.450
12T	411	Matt McGrath	Iowa	6.000	9.000	..	15.000	0.450
14	1204	Neal Courter	W&M	5.900	9.000	..	14.900	0.550
15	909	Kanji Oyama	Oklahoma	6.200	8.850	-0.3	14.750	0.700
16	1107	Paul Hichwa	Stanford	5.600	9.050	..	14.650	0.800
17	1115	Taylor Seaton	Stanford	5.700	8.800	..	14.500	0.950
18	217	Kyle Zemeir	California	5.800	8.600	..	14.400	1.050
19	212	Ryan Patterson	California	6.000	8.300	..	14.300	1.150
20T	1201	Keaton Ackerman	W&M	5.400	8.800	..	14.200	1.250
20T	1304	Mitchell Larios	Navy	5.800	8.400	..	14.200	1.250
22	406	Cyrus Dobre-Mofid	Iowa	5.500	8.650	-0.1	14.050	1.400
23T	306	Fred Hartville	Illinois	5.400	8.600	..	14.000	1.450
23T	1306	Chris Junghans	Navy	5.800	8.200	..	14.000	1.450
25T	214	Kevin Tran	California	5.500	8.500	-0.1	13.900	1.550
25T	404	Jack Boyle	Iowa	5.500	8.400	..	13.900	1.550
25T	1206	Landon Funicello	W&M	5.800	8.200	-0.1	13.900	1.550
28	312	Cameron Rogers	Illinois	5.600	8.250	-0.1	13.750	1.700
29T	1205	Michael Deitz	W&M	5.400	8.300	..	13.700	1.750
29T	318	Alex Varga	Illinois	5.900	7.800	..	13.700	1.750
31	1212	Daniel Potemski	W&M	5.300	8.150	..	13.450	2.000
32	407	Brandon Field	Iowa	5.300	7.900	..	13.200	2.250
33	1302	Jon Rydzefski	Temple	5.000	8.100	..	13.100	2.350
34	1305	Jonathon Tang	Navy	5.600	7.300	..	12.900	2.550
35	1303	Jakob Welsh	Temple	5.100	7.950	-0.3	12.750	2.700
36	1309	Eric Viscardi	Navy	5.600	6.500	..	12.100	3.350

Qualified for Friday as Individual

2014 NCAA Championships - Qualifier

Event Results - Pommel

Apr 10, 2014

Page: 1

Printed: 4/10/2014 3:44 PM

Men / SR

Session: 1



Rank	Num	Name	Gym	Diff	Exec	ND	Score	Out
1	912	Michael Reid	Oklahoma	6.000	9.200	..	15.200	0.000
2	309	Chad Mason	Illinois	5.900	9.200	..	15.100	0.100
3	1112	Akash Modi	Stanford	6.000	9.050	..	15.050	0.150
4T	417	Doug Sullivan	Iowa	5.800	9.100	..	14.900	0.300
4T	304	Matt Foster	Illinois	5.900	9.000	..	14.900	0.300
6	919	Raymond White	Oklahoma	5.800	9.050	..	14.850	0.350
7	913	Sergey Resnick	Oklahoma	5.900	8.850	..	14.750	0.450
8T	903	Allan Bower	Oklahoma	5.600	9.050	..	14.650	0.550
8T	316	Jacob Tilsley	Illinois	5.800	8.850	..	14.650	0.550
10T	206	Takahiro Kawada	California	5.800	8.750	..	14.550	0.650
10T	1108	Brian Knott	Stanford	5.900	8.650	..	14.550	0.650
12	201	Donothan Bailey	California	6.000	8.350	..	14.350	0.850
13	215	Kevin Wolting	California	5.200	9.100	..	14.300	0.900
14	1312	John Zirna	Springfield	5.400	8.850	..	14.250	0.950
15	1201	Keaton Ackerman	W&M	5.800	8.400	..	14.200	1.000
16	1106	David Frankl	Stanford	5.500	8.600	..	14.100	1.100
17	302	Logan Bradley	Illinois	5.400	8.550	..	13.950	1.250
18*	1214	Peter Ten Eyck	W&M	5.200	8.700	..	13.900	1.300
18*	413	Del Vecchio Orozco	Iowa	5.200	8.700	..	13.900	1.300
20	915	Alec Robin	Oklahoma	5.500	8.250	..	13.750	1.450
21T	415	David Spanier	Iowa	4.900	8.800	..	13.700	1.500
21T	1308	Eric Morrison	Navy	5.400	8.300	..	13.700	1.500
23	1217	Jason Wang	W&M	5.600	7.950	..	13.550	1.650
24T	214	Kevin Tran	California	4.900	8.550	..	13.450	1.750
24T	314	Cole Smith	Illinois	5.100	8.350	..	13.450	1.750
24T	404	Jack Boyle	Iowa	5.300	8.150	..	13.450	1.750
27	412	Emmanuel Monroy	Iowa	5.300	8.100	..	13.400	1.800
28	1212	Daniel Potemski	W&M	5.300	8.050	..	13.350	1.850
29T	205	Tanner Dowell	California	4.900	8.400	..	13.300	1.900
29T	1111	Andrew Misiolek	Stanford	5.800	7.500	..	13.300	1.900
31	1210	Rob Meyer	W&M	4.900	8.300	..	13.200	2.000
32T	1303	Jakob Welsh	Temple	5.000	8.000	..	13.000	2.200
32T	1307	Andrew Potts	Navy	5.300	7.700	..	13.000	2.200
32T	1306	Chris Junghans	Navy	5.600	7.400	..	13.000	2.200
35	409	Mitchell Landau	Iowa	4.400	8.550	..	12.950	2.250
36	217	Kyle Zemeir	California	5.200	7.600	..	12.800	2.400
37T	307	C.J. Maestas	Illinois	5.200	7.450	..	12.650	2.550
37T	1117	Chris Turner	Stanford	5.700	6.950	..	12.650	2.550
39	1302	Jon Rydzefski	Temple	4.800	7.100	..	11.900	3.300

Qualified for Friday as Individual

2014 NCAA Championships - Qualifier

Event Results - Rings

Apr 10, 2014

Page: 1
Printed: 4/10/2014 3:44 PM

Men / SR
Session: 1



Rank	Num	Name	Gym	Diff	Exec	ND	Score	Out
1	917	Michael Squires	Oklahoma	6.800	9.000	..	15.800	0.000
2	1206	Landon Funicello	W&M	6.600	9.050	..	15.650	0.150
3	307	C.J. Maestas	Illinois	6.700	8.750	..	15.450	0.350
4	1119	Dennis Zaremski	Stanford	6.500	8.800	..	15.300	0.500
5	319	Mike Wilner	Illinois	6.300	8.900	..	15.200	0.600
6	404	Jack Boyle	Iowa	6.200	8.650	..	14.850	0.950
7	410	Matt Loochtan	Iowa	6.000	8.800	..	14.800	1.000
8	201	Donothan Bailey	California	5.700	9.050	..	14.750	1.050
9*	310	Max Mayr	Illinois	5.500	9.200	..	14.700	1.100
9*	308	Andrew Margolis	Illinois	5.500	9.200	..	14.700	1.100
11	1313	Ryan Ponce	Springfield	6.200	8.450	..	14.650	1.150
12	902	Danny Berardini	Oklahoma	5.400	9.200	..	14.600	1.200
13	909	Kanji Oyama	Oklahoma	5.800	8.750	..	14.550	1.250
14	401	Lance Alberhasky	Iowa	5.600	8.900	..	14.500	1.300
15T	215	Kevin Wolting	California	5.300	9.150	..	14.450	1.350
15T	1112	Akash Modi	Stanford	5.700	8.750	..	14.450	1.350
15T	1311	Joshua Steves	Navy	6.000	8.450	..	14.450	1.350
18T	1212	Daniel Potemski	W&M	5.300	9.100	..	14.400	1.400
18T	907	Thao Viet Hoang	Oklahoma	5.400	9.000	..	14.400	1.400
18T	1103	Brandon Beckhardt	Stanford	5.900	8.500	..	14.400	1.400
18T	411	Matt McGrath	Iowa	6.300	8.100	..	14.400	1.400
22	312	Cameron Rogers	Illinois	5.600	8.700	..	14.300	1.500
23T	905	Presten Ellsworth	Oklahoma	5.100	9.150	..	14.250	1.550
23T	403	Andrew Botto	Iowa	5.700	8.550	..	14.250	1.550
23T	1109	Michael Levy	Stanford	6.000	8.250	..	14.250	1.550
26	217	Kyle Zemeir	California	5.600	8.600	..	14.200	1.600
27	1301	Evan Eigner	Temple	5.800	8.100	..	13.900	1.900
28	209	Jeffrey Langenstein	California	5.800	8.000	..	13.800	2.000
29	1306	Chris Junghans	Navy	5.400	8.250	..	13.650	2.150
30T	1302	Jon Rydzefski	Temple	4.800	8.800	..	13.600	2.200
30T	1310	Thomas Goodell	Navy	5.400	8.200	..	13.600	2.200
32T	1303	Jakob Welsh	Temple	4.600	8.950	..	13.550	2.250
32T	212	Ryan Patterson	California	4.700	8.850	..	13.550	2.250
34	1209	J.J. Jindra	W&M	5.400	8.050	..	13.450	2.350
35	1102	Kevin Baker	Stanford	5.100	8.200	..	13.300	2.500
36	1214	Peter Ten Eyck	W&M	4.700	8.450	..	13.150	2.650
37	1314	Pat Hanley	Springfield	5.000	7.950	..	12.950	2.850
38	1211	Sam Patterson	W&M	5.300	6.900	..	12.200	3.600

Qualified for Friday as Individual

2014 NCAA Championships - Qualifier

Event Results - Vault

Apr 10, 2014

Page: 1
Printed: 4/10/2014 3:44 PM

Men / SR
Session: 1



Rank	Num	Name	Gym	Diff	Exec	ND	Score	Out
1	1116	Sean Senters	Stanford	5.600	9.650	-.	15.250	0.000
2	303	Chandler Eggleston	Illinois	5.600	9.600	-.	15.200	0.050
3*	1204	Neal Courter	W&M	5.600	9.550	-.	15.150	0.100
3*	1115	Taylor Seaton	Stanford	5.600	9.550	-.	15.150	0.100
5T	918	Colin Van Wicklen	Oklahoma	5.200	9.650	-.	14.850	0.400
5T	905	Presten Ellsworth	Oklahoma	5.600	9.250	-.	14.850	0.400
7*	915	Alec Robin	Oklahoma	5.600	9.200	-.	14.800	0.450
7*	209	Jeffrey Langenstein	California	5.600	9.200	-.	14.800	0.450
9	1112	Akash Modi	Stanford	5.600	9.250	-0.1	14.750	0.500
10	212	Ryan Patterson	California	5.200	9.500	-.	14.700	0.550
11	1212	Daniel Potemski	W&M	5.300	9.350	-.	14.650	0.600
12*	919	Raymond White	Oklahoma	5.200	9.400	-.	14.600	0.650
12*	1109	Michael Levy	Stanford	5.200	9.400	-.	14.600	0.650
12*	406	Cyrus Dobre-Mofid	Iowa	5.200	9.400	-.	14.600	0.650
12*	909	Kanji Oyama	Oklahoma	5.200	9.400	-.	14.600	0.650
16*	318	Alex Varga	Illinois	5.200	9.350	-.	14.550	0.700
16*	201	Donothan Bailey	California	5.200	9.350	-.	14.550	0.700
18	402	William Albert	Iowa	5.200	9.300	-.	14.500	0.750
19*	312	Cameron Rogers	Illinois	5.200	9.250	-.	14.450	0.800
19*	217	Kyle Zemeir	California	5.200	9.250	-.	14.450	0.800
21	410	Matt Loochtan	Iowa	5.200	9.500	-0.3	14.400	0.850
22	403	Andrew Botto	Iowa	5.200	9.150	-.	14.350	0.900
23	215	Kevin Wolting	California	4.800	9.500	-.	14.300	0.950
24T	1102	Kevin Baker	Stanford	5.200	9.300	-0.3	14.200	1.050
24T	411	Matt McGrath	Iowa	5.600	8.900	-0.3	14.200	1.050
24T	1304	Mitchell Larios	Navy	5.600	8.700	-0.1	14.200	1.050
27T	1206	Landon Funicello	W&M	4.500	9.600	-.	14.100	1.150
27T	1205	Michael Deitz	W&M	4.800	9.400	-0.1	14.100	1.150
27T	1213	Aria Sabbagh	W&M	4.800	9.300	-.	14.100	1.150
27T	307	C.J. Maestas	Illinois	5.200	9.000	-0.1	14.100	1.150
31	1306	Chris Junghans	Navy	4.800	9.200	-.	14.000	1.250
32	1303	Jakob Welsh	Temple	4.500	9.450	-.	13.950	1.300
33	306	Fred Hartville	Illinois	5.600	8.400	-0.1	13.900	1.350
34	404	Jack Boyle	Iowa	4.800	9.000	-.	13.800	1.450
35	1302	Jon Rydzefski	Temple	5.200	8.100	-.	13.300	1.950

Qualified for Friday as Individual

2014 NCAA Championships - Qualifier

Event Results - P Bars

Apr 10, 2014

Page: 1
Printed: 4/10/2014 3:44 PM

Men / SR
Session: 1



Rank	Num	Name	Gym	Diff	Exec	ND	Score	Out
1	1108	Brian Knott	Stanford	6.000	9.300	..	15.300	0.000
2	317	Jordan Valdez	Illinois	5.800	9.400	..	15.200	0.100
3	1112	Akash Modi	Stanford	6.200	8.850	..	15.050	0.250
4T	217	Kyle Zemeir	California	6.200	8.800	..	15.000	0.300
4T	404	Jack Boyle	Iowa	6.300	8.700	..	15.000	0.300
6	913	Sergey Resnick	Oklahoma	5.800	9.100	..	14.900	0.400
7T	905	Presten Ellsworth	Oklahoma	5.500	9.300	..	14.800	0.500
7T	1206	Landon Funicello	W&M	5.700	9.100	..	14.800	0.500
9	201	Donothan Bailey	California	5.800	8.950	..	14.750	0.550
10*	1119	Dennis Zaremski	Stanford	5.900	8.800	..	14.700	0.600
10*	902	Danny Berardini	Oklahoma	5.900	8.800	..	14.700	0.600
12T	1211	Sam Patterson	W&M	5.600	9.000	..	14.600	0.700
12*	903	Allan Bower	Oklahoma	5.700	8.900	..	14.600	0.700
12*	401	Lance Alberhasky	Iowa	5.700	8.900	..	14.600	0.700
15	310	Max Mayr	Illinois	5.600	8.900	..	14.500	0.800
16	311	Joey Peters	Illinois	5.500	8.950	..	14.450	0.850
17	406	Cyrus Dobre-Mofid	Iowa	5.600	8.800	..	14.400	0.900
18	212	Ryan Patterson	California	5.400	8.800	..	14.200	1.100
19	1306	Chris Junghans	Navy	5.200	8.900	..	14.100	1.200
20T	1212	Daniel Potemski	W&M	5.300	8.750	..	14.050	1.250
20T	1103	Brandon Beckhardt	Stanford	5.500	8.550	..	14.050	1.250
22	1117	Chris Turner	Stanford	5.400	8.550	..	13.950	1.350
23	916	Jacoby Rubin	Oklahoma	5.500	8.400	..	13.900	1.400
24	307	C.J. Maestas	Illinois	5.700	8.150	..	13.850	1.450
25T	1312	John Zirna	Springfield	5.000	8.800	..	13.800	1.500
25T	1304	Mitchell Larios	Navy	5.100	8.700	..	13.800	1.500
25T	312	Cameron Rogers	Illinois	5.200	8.600	..	13.800	1.500
28	409	Mitchell Landau	Iowa	5.200	8.500	..	13.700	1.600
29	410	Matt Loochtan	Iowa	5.100	8.550	..	13.650	1.650
30	210	Jonathan Liu	California	5.900	7.650	..	13.550	1.750
31	1302	Jon Rydzefski	Temple	5.000	8.450	..	13.450	1.850
32	215	Kevin Wolting	California	5.000	8.350	..	13.350	1.950
33	1201	Keaton Ackerman	W&M	4.800	8.250	..	13.050	2.250
34	1303	Jakob Welsh	Temple	4.800	7.850	..	12.650	2.650
35	1209	J.J. Jindra	W&M	4.700	6.700	..	11.400	3.900

Qualified for Friday as Individual

2014 NCAA Championships - Qualifier

Event Results - H Bar

Apr 10, 2014

Page: 1
Printed: 4/10/2014 3:44 PM

Men / SR

Session: 1



Rank	Num	Name	Gym	Diff	Exec	ND	Score	Out
1	1107	Paul Hichwa	Stanford	6.300	9.050	..	15.350	0.000
2	317	Jordan Valdez	Illinois	5.800	9.400	..	15.200	0.150
3	307	C.J. Maestas	Illinois	5.900	9.000	..	14.900	0.450
4	902	Danny Berardini	Oklahoma	5.700	9.050	..	14.750	0.600
5	217	Kyle Zemeir	California	5.500	9.150	..	14.650	0.700
6	1117	Chris Turner	Stanford	5.700	8.900	..	14.600	0.750
7	918	Colin Van Wicklen	Oklahoma	5.500	9.000	..	14.500	0.850
8	1102	Kevin Baker	Stanford	5.700	8.750	..	14.450	0.900
9T	414	Cory Paterson	Iowa	5.500	8.800	..	14.300	1.050
9T	916	Jacoby Rubin	Oklahoma	5.600	8.700	..	14.300	1.050
9T	212	Ryan Patterson	California	5.800	8.500	..	14.300	1.050
12	409	Mitchell Landau	Iowa	5.500	8.700	..	14.200	1.150
13T	310	Max Mayr	Illinois	5.300	8.700	..	14.000	1.350
13T	401	Lance Alberhasky	Iowa	5.500	8.500	..	14.000	1.350
13T	215	Kevin Wolting	California	5.800	8.200	..	14.000	1.350
16	1205	Michael Deitz	W&M	5.100	8.850	..	13.950	1.400
17T	1204	Neal Courter	W&M	5.400	8.450	..	13.850	1.500
17T	915	Alec Robin	Oklahoma	5.500	8.350	..	13.850	1.500
19	911	Stanton Rehkemper	Oklahoma	5.600	8.100	..	13.700	1.650
20T	1307	Andrew Potts	Navy	4.800	8.800	..	13.600	1.750
20T	311	Joey Peters	Illinois	4.900	8.700	..	13.600	1.750
20T	1212	Daniel Potemski	W&M	5.000	8.600	..	13.600	1.750
20T	1302	Jon Rydzefski	Temple	5.200	8.400	..	13.600	1.750
24	1209	J.J. Jindra	W&M	5.300	8.200	..	13.500	1.850
25T	406	Cyrus Dobre-Mofid	Iowa	5.400	8.050	..	13.450	1.900
25T	404	Jack Boyle	Iowa	5.900	7.550	..	13.450	1.900
27	1306	Chris Junghans	Navy	5.000	8.350	..	13.350	2.000
28	1201	Keaton Ackerman	W&M	4.700	8.550	..	13.250	2.100
29T	1108	Brian Knott	Stanford	5.200	7.700	..	12.900	2.450
29T	213	Capri Sano	California	5.400	7.500	..	12.900	2.450
29T	1112	Akash Modi	Stanford	5.800	7.100	..	12.900	2.450
32	303	Chandler Eggleston	Illinois	5.200	7.650	..	12.850	2.500
33	201	Donothan Bailey	California	5.400	7.250	..	12.650	2.700
34	1305	Jonathon Tang	Navy	5.000	7.550	..	12.550	2.800
35	1303	Jakob Welsh	Temple	4.800	7.350	..	12.150	3.200

Qualified for Friday as Individual

NCAA Gymnastics Score Sheet

Teams: Home Univ. Of Oklahoma Visitor William & Mary

Date Apr 10, 2014 Place Crisler Center Attendance 0

Name		D	1	2	3	4	nd	AVE	Name		D	1	2	3	4	nd	AVE
F L O O R	1 Presten Ellsworth 905	5.80	9.40	9.20	9.30	9.30		15.100	1 Keaton Ackerman 1201	5.40	8.90	9.00	8.70	8.70		14.200	
	2 Colin Van Wicklen 918	5.90	9.20	9.10	9.10	9.00		15.000	2 Daniel Potemski 1212	5.30	8.00	8.40	8.30	7.70		13.450	
	3 Kanji Oyama 909	6.20	8.90	8.80	8.70	9.40	-0.3	14.750	3 Michael Deitz 1205	5.40	8.20	8.60	8.20	8.40		13.700	
	4 Alec Robin 915	6.10	9.10	9.30	9.20	9.60		15.350	4 Landon Funciello 1206	5.80	8.20	8.20	8.10	8.30	-0.1	13.900	
	5 Raymond White 919	5.90	9.50	9.10	9.30	9.60		15.300	5 Neal Courter 1204	5.90	9.00	9.10	9.00	8.90		14.900	

Floor Score: **75.500** Running Score: **75.500** Floor Score: **70.150** Running Score: **70.150**

P O M M E L	1 Allan Bower 903	5.60	8.70	9.00	9.10	9.10		14.650	1 Rob Meyer 1210	4.90	8.20	8.50	8.40	8.20		13.200
	2 Alec Robin 915	5.50	8.20	8.00	8.30	8.30		13.750	2 Daniel Potemski 1212	5.30	8.00	7.80	8.10	8.10		13.350
	3 Sergey Resnick 913	5.90	8.90	8.80	8.80	9.20		14.750	3 Keaton Ackerman 1201	5.80	8.20	8.40	8.40	8.40		14.200
	4 Raymond White 919	5.80	9.00	9.00	9.10	9.20		14.850	4 Peter Ten Eyck 1214	5.20	8.50	8.60	8.80	8.80		13.900
	5 Michael Reid 912	6.00	8.90	9.20	9.20	9.20		15.200	5 Jason Wang 1217	5.60	7.60	8.00	8.10	7.90		13.550

Pommel Score: **73.200** Running Score: **148.700** Pommel Score: **68.200** Running Score: **138.350**

R I N G S	1 Thao Viet Hoang 907	5.40	8.80	9.10	8.90	9.10		14.400	1 Peter Ten Eyck 1214	4.70	8.30	8.60	8.30	8.70		13.150
	2 Danny Berardini 902	5.40	9.20	9.20	9.20	9.10		14.600	2 Sam Patterson 1211	5.30	7.00	6.80	6.80	7.30		12.200
	3 Presten Ellsworth 905	5.10	9.10	9.10	9.20	9.30		14.250	3 Daniel Potemski 1212	5.30	9.00	9.20	9.10	9.10		14.400
	4 Kanji Oyama 909	5.80	8.70	8.60	8.80	8.90		14.550	4 J.J. Jindra 1209	5.40	7.50	8.10	8.00	8.40		13.450
	5 Michael Squires 917	6.80	9.00	9.10	9.00	8.90		15.800	5 Landon Funciello 1206	6.60	8.80	9.00	9.10	9.20		15.650

Rings Score: **73.600** Running Score: **222.300** Rings Score: **68.850** Running Score: **207.200**

V A U L T	1 Raymond White 919	5.20	9.40	9.20	9.40	9.40		14.600	1 Aria Sabbagh 1213	4.80	9.50	9.40	9.20	9.10		14.100
	2 Kanji Oyama 909	5.20	9.40	9.50	9.30	9.40		14.600	2 Michael Deitz 1205	4.80	9.40	9.30	9.50	9.40	-0.1	14.100
	3 Presten Ellsworth 905	5.60	9.30	9.00	9.20	9.30		14.850	3 Daniel Potemski 1212	5.30	9.30	9.20	9.50	9.40		14.650
	4 Alec Robin 915	5.60	9.40	9.10	9.00	9.30		14.800	4 Neal Courter 1204	5.60	9.50	9.40	9.60	9.70		15.150
	5 Colin Van Wicklen 918	5.20	9.70	9.70	9.60	9.60		14.850	5 Landon Funciello 1206	4.50	9.70	9.60	9.60	9.30		14.100

Vault Score: **73.700** Running Score: **296.000** Vault Score: **72.100** Running Score: **279.300**

P B A R S	1 Allan Bower 903	5.70	8.90	8.90	9.00	8.90		14.600	1 Keaton Ackerman 1201	4.80	8.20	8.10	8.30	8.30		13.050
	2 Jacoby Rubin 916	5.50	8.50	8.30	8.30	8.70		13.900	2 J.J. Jindra 1209	4.70	6.70	6.60	6.70	7.00		11.400
	3 Danny Berardini 902	5.90	8.80	9.00	8.80	8.80		14.700	3 Daniel Potemski 1212	5.30	8.70	8.70	8.80	8.80		14.050
	4 Presten Ellsworth 905	5.50	9.20	9.00	9.40	9.40		14.800	4 Sam Patterson 1211	5.60	8.90	9.00	9.00	9.10		14.600
	5 Sergey Resnick 913	5.80	9.00	9.10	9.30	9.10		14.900	5 Landon Funciello 1206	5.70	9.20	9.10	9.10	8.80		14.800

P. Bar Score: **72.900** Running Score: **368.900** P. Bar Score: **67.900** Running Score: **347.200**

H B A R	1 Danny Berardini 902	5.70	9.10	9.00	9.10	9.00		14.750	1 Keaton Ackerman 1201	4.70	8.60	8.40	8.70	8.50		13.250
	2 Jacoby Rubin 916	5.60	8.70	8.70	8.70	8.90		14.300	2 J.J. Jindra 1209	5.30	8.20	8.20	8.50	8.10		13.500
	3 Colin Van Wicklen 918	5.50	9.10	8.90	8.80	9.20		14.500	3 Daniel Potemski 1212	5.00	8.80	8.50	8.30	8.70		13.600
	4 Stanton Rehkemper 911	5.60	8.40	8.10	7.80	8.10		13.700	4 Michael Deitz 1205	5.10	8.50	8.90	8.80	8.90		13.950
	5 Alec Robin 915	5.50	8.40	8.20	8.30	8.60		13.850	5 Neal Courter 1204	5.40	8.40	8.30	8.70	8.50		13.850

H. Bar Score: **71.100** Running Score: **440.000** H. Bar Score: **68.150** Running Score: **415.350**

Final Team Score: 440.000

Final Team Score: 415.350

All-Arounders

All-Arounders

FX									Potemski							
PH									13.450							
SR									13.350							
VT									14.400							
PB									14.650							
HB									14.050							
AA									13.600							
									83.500							

Judge's Signatures * FX _____ * PH _____ * SR _____ * VT _____ * PB _____ * HB _____

* Head Judge FX _____ PH _____ SR _____ VT _____ PB _____ HB _____

Coach's Signature _____ Coach's Signature _____