



# 2009 MICHIGAN FOOTBALL M

HAIL TO THE VICTORS VALIANT HAIL TO THE CONQUERING HEROES

11 NATIONAL TITLES

39 BOWL GAME APPEARANCES

42 BIG TEN TITLES

130 YEARS OF MICHIGAN FOOTBALL

ATHLETIC MEDIA RELATIONS • 1100 SOUTH STATE STREET • ANN ARBOR, MICHIGAN • OFFICE (734) 763-4423 • FAX (734) 647-1188 • MGOBLUE.COM

## DID YOU KNOW?

- This will be the 106th meeting between Michigan and Ohio State.
- U-M leads the all-time series against Ohio State, 57-42-6.
- Brandon Graham leads the nation with 21 tackles for loss this season.
- Zoltan Mesko is sixth nationally in punting with a 44.7-yard average.
- Brandon Minor leads the team in rushing (503 yards) and TDs (eight).
- Stevie Brown leads the defense with 73 tackles and eight tackles for loss.
- Donovan Warren is second in the Big Ten in passes defended (11).
- Tate Forcier needs 176 passing yards for 2,000 on the season.

## TABLE OF CONTENTS

Game Day Information.....1  
 Quick Facts.....2-3  
 National Polls .....4  
 U-M Record When .....5  
 Game Notes.....4-17  
 Individual Honors..... 14  
 Series Information..... 18  
 Player Stats vs. Opposition ..... 19  
 Big Game History .....20  
 Michigan Stadium.....21  
 Starting Lineups .....22  
 Depth Chart.....23  
 Rosters.....24-25  
 Rich Rodriguez .....26-27  
 Coaching and Support Staff.....28  
 Wolverines in the NFL.....29  
 Individual Career Bests.....30-32  
 Returning Leaders.....33  
 Wolverine Facts.....34

## FOLLOW THE WOLVERINES ON ...

**Twitter**  
[twitter.com/michigan\\_fbball](http://twitter.com/michigan_fbball)  
[twitter.com/UM\\_CoachRod](http://twitter.com/UM_CoachRod)

**Facebook**  
 Search Michigan Football

**iTunes**  
 Search MGoBlue

## #9 Ohio State (9-2, 6-1 Big Ten) vs. Michigan Wolverines (5-6, 1-6 Big Ten)

**GAME 12: Saturday, Nov. 21 • 12:07 p.m. EST**  
**Michigan Stadium (106,201), Ann Arbor, Mich.**



**Series vs. Ohio State:** U-M leads 57-42-6  
**Series Streak:** OSU won 5  
**Last Meeting vs. Ohio State:** #10 OSU 42, U-M 7 (2008)  
**Last Michigan Win:** #5 U-M 35, #4 OSU 21 (2003)  
**Television:** ESPN on ABC  
**Radio:** Michigan Sports Network  
**Live Stats:** MGoBlue.com



## MICHIGAN QUICK HITS

### Television Coverage

The Michigan and Ohio State game will be televised nationally by ESPN on ABC. Sean McDonough will handle the play-by-play with Matt Millen serving as the color analyst. Holly Rowe provides sideline reports and analysis.

### Radio Coverage

The Michigan Sports Network is comprised of 35 stations and the game can be heard on Sirius Satellite Radio. Frank Beckmann will handle the play-by-play with Jim Brandstatter serving as the color analyst and Doug Karsch providing sideline commentary.

### Wolverines and Buckeyes

This will be the 106th meeting between Michigan and Ohio State. The Wolverines hold a 57-42-6 advantage in the all-time series but the Buckeyes hold a 7-3 advantage in last 10 meetings between the two schools. U-M has a 30-19-4 record in Ann Arbor and is 22-17-3 at Michigan Stadium.

### National Polls

The Wolverines are not ranked in the top 25 of the polls for the sixth consecutive game. Michigan did not receive votes in either poll. Ohio State is rated No. 8 in the *USA Today* Coaches poll and No. 9 in the Associated Press media poll.

### Internet Sites

Michigan: [www.MGoBlue.com](http://www.MGoBlue.com)  
 Ohio State: [www.ohiostatebuckeyes.com](http://www.ohiostatebuckeyes.com)  
 Big Ten Conference: [www.bigten.org](http://www.bigten.org)

### Real Time Statistics

Live in-game statistics will be provided through CBS College Sports Gametracker via Michigan's official athletic website.

## 2009 SCHEDULE AND RESULTS

| DATE      | RANK   | OPPONENT            | RESULT      | TIME       | TV          | ATTEND. |
|-----------|--------|---------------------|-------------|------------|-------------|---------|
| Preseason |        |                     |             |            |             |         |
| Sept. 5   | - / -  | Western Michigan    | W, 31-7     | 3:36 p.m.  | ESPN on ABC | 109,019 |
| Sept. 12  | - / 18 | Notre Dame          | W, 38-34    | 3:36 p.m.  | ESPN on ABC | 110,278 |
| Sept. 19  | 25 / - | Eastern Michigan    | W, 45-17    | 12:01 p.m. | BTN         | 107,903 |
| Sept. 26  | 23 / - | Indiana *           | W, 36-33    | 12:02 p.m. | ESPN2       | 108,118 |
| Oct. 3    | 22 / - | at Michigan State * | L, 20-26 ot | 12:01 p.m. | BTN         | 78,629  |
| Oct. 10   | - / 12 | at Iowa *           | L, 28-30    | 8:12 p.m.  | ESPN on ABC | 70,585  |
| Oct. 17   | - / -  | Delaware State      | W, 63-6     | 12:01 p.m. | BTN         | 106,304 |
| Oct. 24   | - / 13 | Penn State *        | L, 10-35    | 3:36 p.m.  | ESPN on ABC | 110,377 |
| Oct. 31   | - / -  | at Illinois *       | L, 13-38    | 3:36 p.m.  | ESPN on ABC | 60,119  |
| Nov. 7    | - / -  | Purdue *            | L, 36-38    | 12:01 p.m. | BTN         | 108,543 |
| Nov. 14   | - / 21 | at Wisconsin *      | L, 24-45    | 12:01 p.m. | BTN         | 80,540  |
| Nov. 21   | - / 9  | Ohio State *        |             | 12:07 p.m. | ESPN on ABC |         |

All Times Eastern  
 \* Big Ten Games  
 Home Games Bold at Michigan Stadium  
 Rank (U-M / Opponent) from the Associated Press Top 25

# MICHIGAN FOOTBALL QUICK FACTS

## MEDIA RELATIONS

**Phone:** (734) 763-4423  
**Fax:** (734) 647-1188  
**Internet Site:** MGoBlue.com

### Mailing Address:

Athletic Media Relations  
 University of Michigan  
 1100 S. State St.  
 Ann Arbor, MI 48109-2201

### ASSOCIATE A.D.

Bruce Madej (bmad@umich.edu)

### DIRECTOR OF COMMUNICATIONS/ FOOTBALL CONTACT

David Ablauf (dablauf@umich.edu)

### ASSOCIATE DIRECTOR

#### MEN'S BASKETBALL/GOLF

Tom Wywrot (twywrot@umich.edu)

#### VOLLEYBALL/BASEBALL

Matt Fancett (mfancett@umich.edu)

#### WOMEN'S BASKETBALL/MEN'S SOCCER/ROWING

Jessica Poole (jepoole@umich.edu)

#### WOMEN'S GYMNASTICS

Rich Retyi (rretyi@umich.edu)

#### ICE HOCKEY/FIELD HOCKEY

Matt Trevor (mtrevor@umich.edu)

#### CROSS COUNTRY/WRESTLING/ SOFTBALL

Leah Howard (lchoward@umich.edu)

#### SOCCER/WATER POLO/INTERNET

Ryan Sosin (rsosin@umich.edu)

### PUBLICATIONS

Barb Cossman (bcossman@umich.edu)

### INTERNET

Jon Ripperger (ripp@umich.edu)

### INTERNET

Matt Baumer (mbaumer@umich.edu)

### GRADUATE INTERNS

Brad Rudner (brudner@umich.edu)  
 Sarah VanMetre (vanmetre@umich.edu)

### OFFICE MANAGER

Tara Preston (tlap@umich.edu)

### SECRETARY

Joan Medrich (jmedrich@umich.edu)

## UNIVERSITY INFORMATION

**School:** University of Michigan  
**Location:** Ann Arbor, Mich.  
**Enrollment:** 38,820  
**Founded:** 1817  
**University President:** Mary Sue Coleman  
**Director of Athletics:** Bill Martin  
**Nickname:** Wolverines  
**Colors:** Maize and Blue  
**Band:** Michigan Marching Band  
**Fight Song:** The Victors  
**Conference:** Big Ten

## 2009 TEAM INFORMATION

**Offensive Formation:** Spread Option  
**Defensive Formation:** 4-3  
**Starters Returning/Lost:** 17/9  
**Offensive Starters Returning/Lost:** 10.5/0.5  
**Defensive Starters Returning/Lost:** 5/6  
**Specialist Starters Returning/Lost:** 1/3  
**Lettermen Returning/Lost:** 50/20  
**Offensive Lettermen Returning/Lost:** 29/4  
**Defensive Lettermen Returning/Lost:** 19/13  
**Specialist Lettermen Returning/Lost:** 2/3

### Starters Lost:

**Offense:** Steven Threet\*, QB  
**Defense:** Brandon Harrison, FS; Tim Jamison, DE; Will Johnson, DT; Terrance Taylor, DT; John Thompson, SLB; Morgan Trent, CB  
**Specialists:** Jason Gingell, KO; Sean Griffin, LS; K.C. Lopata, PK  
*\* split time as starter.*

## 2008 SEASON IN REVIEW

**Overall Record:** 3-9 (.250)  
**Big Ten Record:** 2-6 (.250)  
**Home:** 2-5 / **Away:** 1-4 / **Neutral:** 0-0

## MICHIGAN STADIUM

**Completed:** 1927 (83rd season)  
**Stadium Capacity:** 106,201  
**Surface:** FieldTurf (artificial)  
**Largest Crowd (Opponent, Year):** 112,118 (Ohio State, 2003)  
**Record at Michigan Stadium:** 380-116-15  
**Consecutive 100,000-plus Crowds:** 222 (Nov. 8, 1975 to current)

## MICHIGAN HEAD COACHES

|                       |                  |           |        |
|-----------------------|------------------|-----------|--------|
| Rich Rodriguez        | 2008-present     | 8-15      | (.348) |
| Lloyd Carr            | 1995-2007        | 122-40    | (.753) |
| Gary Moeller          | 1990-94          | 44-13-3   | (.758) |
| Bo Schembechler       | 1969-89          | 194-48-5  | (.796) |
| Bump Elliott          | 1959-68          | 51-42-2   | (.547) |
| Bennie Oosterbaan     | 1948-58          | 63-33-4   | (.650) |
| Fritz Crisler         | 1938-47          | 71-16-3   | (.806) |
| Harry Kipke           | 1929-37          | 46-26-4   | (.632) |
| Tad Wieman            | 1927-28          | 9-6-1     | (.594) |
| George Little         | 1924             | 6-2       | (.750) |
| Fielding Yost         | 1901-23, 1925-26 | 165-29-10 | (.833) |
| Biff Lea              | 1900             | 7-2-1     | (.750) |
| Gustave Ferbert       | 1897-99          | 24-3-1    | (.875) |
| William Ward          | 1896             | 9-1       | (.900) |
| William McCauley      | 1894-95          | 17-2-1    | (.875) |
| Frank Barbour         | 1892-93          | 14-8      | (.636) |
| M. Murphy/F. Crawford | 1891             | 4-5       | (.444) |

## FOOTBALL HISTORY

First Year of Football .....1879  
 All-Time Record .....877-301-36 (.737)  
 All-Time Conference Record .....464-178-18 (.717)  
 All-Time Bowl Record .....19-20 (.487)

National Championships ..... 11  
 1901, 1902, 1903, 1904, 1918, 1923, 1932, 1933, 1947, 1948, 1997

Conference Championships ..... 42  
 1898, 1901, 1902, 1903, 1904, 1906, 1918, 1922, 1923, 1925, 1926, 1930, 1931, 1932, 1933, 1943, 1947, 1948, 1949, 1950, 1964, 1969, 1971, 1972, 1973, 1974, 1976, 1977, 1978, 1980, 1982, 1986, 1988, 1989, 1990, 1991, 1992, 1997, 1998, 2000, 2003, 2004

Bowl Appearances ..... 39  
 1901, 1947, 1950, 1964, 1969, 1971, 1975, 1976, 1977, 1978, 1979, 1980, 1981, 1982, 1983, 1984, 1985, 1986, 1987, 1988, 1989, 1990, 1991, 1992, 1993, 1994, 1995, 1996, 1997, 1998, 1999, 2000, 2001, 2002, 2003, 2004, 2005, 2006, 2007

Undefeated Seasons ..... 23  
 1879, 1880, 1884, 1885, 1886, 1887, 1898, 1901, 1902, 1903, 1904, 1910, 1918, 1922, 1923, 1930, 1932, 1933, 1947, 1948, 1973, 1992, 1997

10+ Win Seasons ..... 25  
 1898, 1901, 1902, 1903, 1904, 1905, 1947, 1971, 1972, 1973, 1974, 1976, 1977, 1978, 1980, 1985, 1986, 1989, 1991, 1997, 1998, 1999, 2002, 2003, 2006

Most Consecutive Wins ..... 29 (Sept. 28, 1901 – Oct. 31, 1903)  
 All-Time Points Scored ..... 29,988 (No. 2 nationally)  
 First-Team All-Americans ..... 124 (77 consensus)  
 First-Team All-Big Ten Players ..... 389 (No. 1 in the Big Ten)  
 Heisman Trophy Winners ..... 3 (1941, 1991, 1997)  
 Years with U-M Player in Heisman Top 10 ..... 25  
 National Award Winners ..... 10  
 College Football Hall of Fame Members ..... 33  
 All-Time NFL Draft Picks ..... 364 (two No. 1 picks)  
 All-Time First Round Picks ..... 49  
 Michigan on TV ..... 405 Games; 265-132-8 (No. 1 nationally)  
 First TV Game ..... U-M 55, MSU 0 (Sept. 27, 1947 on WWJ-TV)

## MICHIGAN FOOTBALL BY DECADE

|                          |                   |               |
|--------------------------|-------------------|---------------|
| 2000s                    | 81-42-0           | (.659)        |
| 1990s                    | 93-26-3           | (.775)        |
| 1980s                    | 90-29-2           | (.752)        |
| 1970s                    | 96-16-3           | (.848)        |
| 1960s                    | 55-40-0           | (.579)        |
| 1950s                    | 52-36-3           | (.588)        |
| 1940s                    | 74-15-3           | (.821)        |
| 1930s                    | 53-26-4           | (.663)        |
| 1920s                    | 58-16-4           | (.769)        |
| 1910s                    | 52-18-6           | (.723)        |
| 1900s                    | 82-8-3            | (.898)        |
| 1890s                    | 72-20-2           | (.777)        |
| 1880s (no games in 1882) | 18-9-0            | (.667)        |
| 1879                     | 1-0-1             | (.750)        |
| <b>Overall</b>           | <b>877-301-36</b> | <b>(.737)</b> |

## BIG TEN TELECONFERENCE

The Big Ten Teleconferences run throughout the season on a weekly basis. Head coach Rich Rodriguez will participate on the conference call at 12:10 p.m. Eastern (11:10 a.m. Central). The media call-in number can be obtained by calling the Big Ten Conference. Following is the coaches teleconference lineup:

| Time         | Coach                                |
|--------------|--------------------------------------|
| 12:00        | Jim Tressel, Ohio State              |
| <b>12:10</b> | <b>Rich Rodriguez, Michigan</b>      |
| 12:20        | Bill Lynch, Indiana                  |
| 12:30        | Mark Dantonio, Michigan State        |
| 12:40        | Kirk Ferentz, Iowa                   |
| 12:50        | Bret Bielema, Wisconsin              |
| 1:00         | Ron Zook, Illinois                   |
| 1:10         | Danny Hope, Purdue                   |
| 1:20         | Joe Paterno, Penn State              |
| 1:30         | Pat Fitzgerald, Northwestern         |
| 1:40         | Tim Brewster, Minnesota              |
| 1:50         | Player(s) of the Week (if available) |

## INSIDE MICHIGAN FOOTBALL RADIO SHOW

Head coach Rich Rodriguez and members of the coaching staff will participate in a weekly radio show. The hour long show originates on WXYT Radio every Thursday evening at 7 p.m., with Doug Karsch hosting the show. Each show features an interview with head coach Rich Rodriguez, an assistant coach and player from the Wolverine team. The show is broadcast live from Pizza House (PizzaHouse.com) located at 618 Church Street in Ann Arbor. Following are the stations covering the show:

| City          | Station | Dial Pos. |
|---------------|---------|-----------|
| Detroit       | WXYT    | 1270 AM   |
| Ann Arbor     | WTKA    | 1050 AM   |
| Benton Harbor | WSJM    | 1400 AM   |
| Cadillac      | WATT    | 1240 AM   |
| Charlevoix    | WMKT    | 1270 AM   |
| Flint         | WTRX    | 1330 AM   |
| Muskegon      | WLCS    | 98.3 FM   |
| Petoskey      | WMKT    | 92.1 FM   |
| Traverse City | WTCK    | 580 AM    |

## MICHIGAN RADIO NETWORK

In its seventh season as a division of IMG College, the Michigan Sports Network represents one of the largest and most-listened to college sports network in the Midwest. Anchored by WOMC-FM (104.3) in Detroit and 800-AM CKLW in Windsor, Ontario, the Michigan Radio Network is comprised of 35 affiliate stations that cover the state of Michigan during football season. In addition, U-M football can also be heard on American Armed Forces Radio and is also available on Sirius Satellite Radio. Frank Beckmann (play-by-play) and Jim Brandstatter (color) bring the action to you from the booth, with Doug Karsch providing sideline reports and analysis. Following is a list of radio affiliates:

| City              | Station | Dial Pos. |
|-------------------|---------|-----------|
| Alma              | WQBX    | 104.9 FM  |
| Alpena            | WKJZ    | 94.9 FM   |
| Ann Arbor         | WTKA    | 1050 AM   |
| Battle Creek      | WBXX    | 104.9 FM  |
| Benton Harbor     | WSJM    | 1400 AM   |
| Big Rapids        | WBRN    | 1460 AM   |
| Cadillac          | WATT    | 1240 AM   |
| Charlevoix        | WMKT    | 1270 AM   |
| Cheboygan         | WCBY    | 1240 AM   |
| Chicago, Illinois | WVON    | 1690 AM   |
| Conway, Arkansas  | KASR    | 92.7 FM   |
| Detroit           | WOMC    | 104.3 FM  |
| Escanaba          | WDBC    | 680 AM    |
| Flint             | WTRX    | 1330 AM   |
| Grand Haven       | WGHN    | 1370 AM   |
| Grand Rapids      | WOOD    | 1300 AM   |
| Jackson           | WKHM    | 970 AM    |
| Kalamazoo         | WKZO    | 590 AM    |
| Kalamazoo         | WQLR    | 1660 AM   |
| Lansing           | WQTX    | 92.1 FM   |
| Ludington         | WKZC    | 94.9 FM   |
| Marine City       | WHLX    | 1590 AM   |
| Marquette         | WIAN    | 1240 AM   |
| Muskegon          | WLCS    | 98.3 FM   |
| Niles             | WNIL    | 1290 AM   |
| Petoskey          | WMKT    | 92.1 FM   |
| Port Huron        | WHL5    | 1450 AM   |
| Saginaw           | WSGW    | 790 AM    |
| Sault Ste. Marie  | WKNW    | 1400 AM   |
| Tawas             | WQLB    | 103.3 FM  |
| Toledo, Ohio      | WTOD    | 1560 AM   |
| Toledo, Ohio      | WLQR    | 1470 AM   |
| Traverse City     | WTCK    | 580 AM    |
| Windsor, Ontario  | CKLW    | 800 AM    |

## INSIDE MICHIGAN FOOTBALL

Inside Michigan Football, the University of Michigan Athletic Department-owned football show, begins its second season with head coach Rich Rodriguez, host Jim Brandstatter and reporter Doug Karsch.

Inside Michigan Football will be broadcast 15 times throughout the season, debuting on Thursday, Aug. 27, at 8 p.m. on Fox Sports Detroit, and Friday, Aug. 28, at 9 p.m. on the Big Ten Network. The weekly schedule will appear at noon and 7 p.m. every Thursday throughout the season on FS Detroit and will be broadcast nationally on the Big Ten Network Friday evenings at 5:30 p.m.

The show will include game highlights, player features, postgame locker room reactions, commentary from Rodriguez and a preview of the next opponent. Additional features such as sideline spotlights with former players, sounds of the game segments and more will be seen for the first time on Inside Michigan Football.

Due to Big Ten Network regulations, Inside Michigan Football will not be available on MGoBlue.com, but the U-M athletic department plans to offer a postgame internet wrap-up of each game called Michigan Rewind.

Michigan Rewind will be available on MGoBlue.com after each Michigan football game and will include eight to 10 minutes of highlights, analysis and interviews with coaches and players. In addition to Michigan Rewind, MGoBlue.com will offer interviews, features and special presentations throughout the week for Michigan football fans.

Following are the days and times the show airs:

| Station         | Day, Time           |
|-----------------|---------------------|
| FS Detroit      | Thursday, Noon/7 pm |
| Big Ten Network | Friday, 5:30 pm     |

*Times are Eastern*



For the most up-to-date and comprehensive information on Michigan football, go to MGoBlue.com.



## THE NATIONAL POLLS

### Associated Press Media Poll (Nov. 15)

| Team                    | Record | Points | Previous |
|-------------------------|--------|--------|----------|
| 1. Florida (36)         | 10-0   | 1,463  | 1        |
| 2. Alabama (14)         | 10-0   | 1,429  | 3        |
| 3. Texas (10)           | 10-0   | 1,424  | 2        |
| 4. Texas Christian      | 10-0   | 1,307  | 4        |
| 5. Cincinnati           | 10-0   | 1,247  | 5        |
| 6. Boise State          | 10-0   | 1,213  | 6        |
| 7. Georgia Tech         | 10-1   | 1,139  | 7        |
| 8. Pittsburgh           | 9-1    | 1,030  | 8        |
| 9. Ohio State           | 9-2    | 990    | 10       |
| 10. Louisiana State     | 8-2    | 968    | 9        |
| 11. Oregon              | 8-2    | 918    | 14       |
| 12. Oklahoma State      | 8-2    | 754    | 17       |
| 13. Penn State          | 9-2    | 689    | 19       |
| 14. Stanford            | 7-3    | 652    | 25       |
| 15. Iowa                | 9-2    | 633    | 15       |
| 16. Virginia Tech       | 7-3    | 559    | 20       |
| 17. Wisconsin           | 8-2    | 547    | 21       |
| 18. Clemson             | 7-3    | 442    | 24       |
| 19. Brigham Young       | 8-2    | 344    | 22       |
| 20. Oregon State        | 7-3    | 338    | NR       |
| 21. Miami (Fla.)        | 7-3    | 255    | 12       |
| 22. Southern California | 7-3    | 223    | 11       |
| 23. Utah                | 8-2    | 183    | 16       |
| 24. Houston             | 8-2    | 149    | 13       |
| 25. Rutgers             | 7-2    | 145    | NR       |

### USA Today Coaches Poll (Nov. 15)

| Team                    | Record | Points | Previous |
|-------------------------|--------|--------|----------|
| 1. Florida (48)         | 10-0   | 1,460  | 1        |
| 2. Texas (4)            | 10-0   | 1,397  | 2        |
| 3. Alabama (7)          | 10-0   | 1,388  | 3        |
| 4. Texas Christian      | 10-0   | 1,277  | 4        |
| 5. Cincinnati           | 10-0   | 1,219  | 5        |
| 6. Boise State          | 10-0   | 1,183  | 6        |
| 7. Georgia Tech         | 10-1   | 1,127  | 7        |
| 8. Ohio State           | 9-2    | 1,019  | 8        |
| 9. Pittsburgh           | 9-1    | 997    | 9        |
| 10. Louisiana State     | 8-2    | 956    | 11       |
| 11. Oregon              | 8-2    | 875    | 16       |
| 12. Penn State          | 9-2    | 772    | 17       |
| 13. Oklahoma State      | 8-2    | 750    | 18       |
| 14. Wisconsin           | 8-2    | 630    | 20       |
| 15. Iowa                | 9-2    | 584    | 13       |
| 16. Virginia Tech       | 7-3    | 558    | 21       |
| 17. Stanford            | 7-3    | 516    | NR       |
| 18. Brigham Young       | 8-2    | 404    | 22       |
| 19. Clemson             | 7-3    | 274    | NR       |
| 20. Oregon State        | 7-3    | 256    | NR       |
| 21. Southern California | 7-3    | 239    | 10       |
| 22. Houston             | 8-2    | 229    | 12       |
| 23. Utah                | 8-2    | 212    | 14       |
| 24. Miami (Fla.)        | 7-3    | 156    | 15       |
| 25. North Carolina      | 7-3    | 107    | NR       |
| Nebraska                | 7-3    | 107    | NR       |

### Tracking U-M in the Top 25 Polls

| Date      | AP | USA Today |
|-----------|----|-----------|
| Preseason | NR | NR        |
| Sept. 6   | NR | NR        |
| Sept. 13  | 25 | NR        |
| Sept. 20  | 23 | 22        |
| Sept. 27  | 22 | 20        |
| Oct. 4    | NR | NR        |
| Oct. 11   | NR | NR        |
| Oct. 18   | NR | NR        |
| Oct. 25   | NR | NR        |
| Nov. 1    | NR | NR        |
| Nov. 8    | NR | NR        |
| Nov. 15   | NR | NR        |
| Nov. 22   |    |           |
| Nov. 29   |    |           |

### 'The Big Game'

- Selected as the greatest rivalry in all of sport by ESPN.com in 1999, Michigan and Ohio State will meet for the 92nd straight year on the gridiron.
- The two programs have played every year since 1918, a streak that ranks 10th in Division I-A for the longest uninterrupted series.
- The overall series dates back to 1897, when the Wolverines claimed a 34-0 victory over the Buckeyes in Ann Arbor.
- For more information on the "Big Game," see pages 20-21 in the notes.

### Michigan vs. Ohio State

- This will be the 106th meeting between Michigan and Ohio State.
- The Buckeyes are the most common opponent for the Wolverines, trailed closely by Michigan State (102 games).
- The Wolverines hold a 57-42-6 advantage in the all-time series and have won eight of the last 10 match-ups.
- Head coach Rich Rodriguez has an 0-1 record against the Buckeyes.

### Michigan's Most Common Opponents

| School         | Games Won | Lost | Tied | Pct. |      |
|----------------|-----------|------|------|------|------|
| Ohio State     | 105       | 57   | 42   | 6    | .571 |
| Michigan State | 102       | 67   | 30   | 5    | .681 |
| Minnesota      | 97        | 70   | 24   | 3    | .737 |
| Illinois       | 91        | 66   | 23   | 2    | .736 |
| Northwestern   | 69        | 52   | 15   | 2    | .768 |
| Wisconsin      | 63        | 49   | 13   | 1    | .786 |
| Indiana        | 60        | 51   | 9    | 0    | .850 |
| Iowa           | 55        | 40   | 11   | 4    | .764 |
| Purdue         | 55        | 41   | 14   | 0    | .745 |

### Televised for the 43rd Consecutive Year

- The annual 'Big Game' will be televised for the 43rd consecutive year and 54th overall time.
- Since 1967 every game in the series has been televised, including 24 national television appearances.
- This is the 23rd consecutive year that ABC has televised the Michigan-Ohio State game, with all but the 1995 game being a national television broadcast; the 2005 game was a split national broadcast on ABC and ESPN.
- The first game ever televised between the two programs was a 21-0 win by the Wolverines in Ann Arbor during the 1947 national championship season.

### U-M vs. OSU at Michigan Stadium

- This will be the 43rd meeting between the two archrivals at Michigan Stadium and the 54th all-time meeting in Ann Arbor.
- The Wolverines have compiled a 22-17-3 record against the Buckeyes at Michigan Stadium and are 30-19-4 in Ann Arbor.
- U-M has claimed victories in seven of the past 10 games at the Big House dating back to 1989.

- OSU's only victories during that stretch came in 2001 (26-20), 2005 (25-21) and 2007 (14-3).
- Michigan defeated Ohio State by a 35-21 score in the 100th renewal of college football's greatest rivalry on Nov. 22, 2003.

### Home Attendance

- The Michigan football program drew 760,542 fans to Michigan Stadium during the first seven home games this season.
- The Wolverines lead the nation with an average attendance of 108,649 fans per game this season.
- U-M's season high attendance mark was 110,377 fans against Penn State (Oct. 24); its season low was 106,304 fans against Delaware State (Oct. 17).
- Michigan has led the nation in attendance in 34 of the last 35 seasons.

### Michigan in November

- U-M has compiled an impressive 298-121-20 all-time record in November.
- The Wolverines have a 1-5 mark in the 11th month of the year under Rich Rodriguez.
- U-M has won 20 of their last 33 contests in November.

### 104th Season of Big Ten Action

- Michigan is in its 104th season of competition in the Big Ten Conference.
- The Wolverines have compiled an impressive 464-178-18 record in conference play during those 104 seasons and have claimed a league-leading 42 championships.
- U-M also leads the conference with 389 first-team All-Big Ten selections.

### Senior Day

- Prior to today's game with Ohio State, the University of Michigan will honor 18 senior football players who will be playing their final home game at Michigan Stadium.
- This year's senior class has compiled a four-year record of 28-21 and has a 16-15 conference mark during that period.

### Fifth-Year Seniors

| Player            | Pos. | Hometown (High School)                |
|-------------------|------|---------------------------------------|
| Kevin Grady       | FB   | Grand Rapids, Mich. (E. Grand Rapids) |
| Tim McAvoy        | OL   | Bloomington, Ill. (Bloomington)       |
| Zoltan Mesko      | P    | Twinsburg, Ohio (Twinsburg)           |
| David Moosman     | OL   | Libertyville, Ill. (Libertyville)     |
| Tim North         | DE   | Linden, Mich. (Linden)                |
| Jason Olesnavage  | PK   | Ferndale, Mich. (Ferndale)            |
| Ohene Opong-Owusu | LB   | W. Bloomfield, Mich. (Walled Lake W.) |
| Mark Ortman       | OL   | Klein, Texas (Klein)                  |
| Ricky Reyes       | SR   | Macomb, Mich. (Dakota)                |
| LaTerryal Savoy   | WR   | Mamou, La. (Mamou)                    |

### Fourth-Year Seniors

| Player         | Pos. | Hometown (High School)               |
|----------------|------|--------------------------------------|
| Zac Baker      | WR   | Grayling, Mich. (Grayling)           |
| Carlos Brown   | RB   | Franklin, Ga. (Heard County)         |
| Stevie Brown   | LB   | Columbus, Ind. (Columbus East)       |
| David Cone     | QB   | Statesboro, Ga. (Statesboro)         |
| Jon Conover    | WR   | Northville, Mich. (Catholic Central) |
| Brandon Graham | DE   | Detroit, Mich. (Crockett Technical)  |
| Greg Mathews   | WR   | Orlando, Fla. (Edgewater)            |
| Brandon Minor  | RB   | Richmond, Va. (Varina)               |

**Wolverines from Ohio**

The Michigan football program has 13 players hailing from the state of Ohio, its largest group of players from a state other than Michigan. This group includes seven players that have started games this season. Following is an alphabetical list of the Ohio Wolverines:

| Player               | Pos. | Hometown (High School)               |
|----------------------|------|--------------------------------------|
| Isaiah Bell          | LB   | Youngstown, Ohio (Liberty)           |
| Curt Graman          | LS   | Cincinnati, Ohio (Elder)             |
| Kevin Koger          | TE   | Toledo, Ohio (Whitmer)               |
| Jordan Kovacs        | S    | Curtice, Ohio (Clay)                 |
| Elliott Mealer       | OL   | Wauseon, Ohio (Wauseon)              |
| Zoltan Mesko         | P    | Twinsburg, Ohio (Twinsburg)          |
| Brandon Moore        | TE   | Trotwood, Ohio (Trotwood-Madison)    |
| Patrick Omameh       | OL   | Columbus, Ohio (St. Francis DeSales) |
| Roy Roundtree        | WR   | Trotwood, Ohio (Trotwood-Madison)    |
| Michael Shaw         | RB   | Trotwood, Ohio (Trotwood-Madison)    |
| Fitzgerald Toussaint | RB   | Youngstown, Ohio (Liberty)           |
| J.T. Turner          | CB   | Massillon, Ohio (Washington)         |
| Bryan Wright         | PK   | Salem, Ohio (Salem)                  |

**U-M In 130th Season of Gridiron Action**

- U-M is in its 130th season of gridiron action.
- The Wolverine program was established in 1879 when a group of 13 men fielded the first football team in school history and played a pair of off-campus games. U-M defeated Racine, 1-0, at White Stocking Park in Chicago, Ill., on May 30, 1879, for the first victory in school history. The Wolverines tied Toronto, 0-0, in Detroit to finish the year 1-0-1.
- U-M is in its 127th year of uninterrupted gridiron action, with 1882 being the only season that the program did not play any varsity games.
- The Wolverines are the sixth oldest football program in NCAA history.

**Oldest College Football Programs**

| School          | Years      |
|-----------------|------------|
| Princeton       | 140        |
| Rutgers         | 140        |
| Yale            | 137        |
| Harvard         | 135        |
| Pennsylvania    | 133        |
| <b>Michigan</b> | <b>130</b> |
| Amherst         | 129        |
| Navy            | 128        |

**Michigan at the Big House**

- This is the 83rd season of action at Michigan Stadium.
- The Wolverines have compiled a 380-116-15 record all-time at Michigan Stadium.
- U-M claimed its 375th victory at the 'Big House' in the 500th game in the historic venue, a 27-25 win over No. 9 Wisconsin on Sept. 27, 2008. The Wolverines pulled the largest comeback in stadium history, erasing a 19-0 deficit to the Badgers to claim the Big Ten opening victory.

**Rodriguez vs. Ranked Teams**

- Rich Rodriguez has a 13-18 career mark against top 25 squads but has claimed victories in five of his last nine games.
- He collected his first victory against a top 25 team at Michigan with the thrilling 27-25 win over No. 9 Wisconsin to open the Big Ten schedule last year (Sept. 27).
- Rodriguez suffered losses to No. 3 Penn State

and No. 10 Ohio State last season and No. 12 Iowa, No. 13 Penn State and No. 21 Wisconsin this season.

- Rodriguez has an 9-8 record against top 25 teams at home in his career.
- He has posted a 4-10 road record.

**Rodriguez in the Big Ten**

- Rich Rodriguez has compiled a 3-12 record in Big Ten Conference games.
- He has claimed in both conference openers, beating No. 9 Wisconsin (27-25) last season and Indiana (36-33) this season.

**OFFENSE**

- Michigan leads the Big Ten and is 27th nationally in scoring offense (31.3 avg.).
- The Wolverines are second in the Big Ten and 21st nationally in rushing offense (195.8 avg.).
- Michigan is fifth in the league and 56th nationally in total offense (391.4 avg.).

- Michigan has rushed for 2,154 yards on 463 carries (4.7 avg.).
- The Wolverines have scored 27 rushing touchdowns this season, including a season-high six rushing TDs vs. Eastern Michigan and Delaware State.
- U-M scored three rushing TDs at Iowa, ending the Hawkeyes streak of 33 quarters without a rushing score dating back to 2008.
- The Wolverines have lost 12 fumbles through 10 games this season; has 11 interceptions.
- U-M scored over 30 points in the first four games this season for the first time since 2000 (final four games).
- Michigan scored more touchdowns (33, 22 rushing and 11 passing) through eight games than it did all of last season (28, 17 rushing and 11 passing).
- Five players have gained over 225 rushing yards this season.
- Michigan's quarterbacks have completed passes to 19 different receivers this year.
- The Wolverines established a new school record with 727 yards of total offense vs. Delaware State. The previous mark was 715 yards, recorded vs. Mississippi in the 1991 Gator Bowl.
- Michigan rushed for 461 yards vs. Delaware State -- the most since recording 480 rushing yards against Iowa on Oct. 3, 1992.
- Michigan is the only team in the country with true freshmen as their top two quarterbacks on the depth chart.

**Ricky Barnum**

**Sophomore/Freshman, Offensive Line  
Lakeland, Florida (Lake Gibson HS)**

- Played in two career games.
- Saw first career action at left tackle against Delaware State.
- Made career debut as a reserve at left guard vs. Eastern Michigan.
- Did not see action as a true freshman in 2008.
- Rated as the fifth-best center prospect according to Rivals.com.
- Selected as the fourth-rated offensive guard by Scouts, Inc.

**2009 MICHIGAN RECORD WHEN...**

|              |     |
|--------------|-----|
| Overall:     | 5-6 |
| At Home:     | 5-2 |
| On the Road: | 0-4 |
| Neutral:     | 0-0 |

**By Month:**

|            |     |
|------------|-----|
| August:    | 0-0 |
| September: | 4-0 |
| October:   | 1-4 |
| November:  | 0-2 |
| December:  | 0-0 |
| January:   | 0-0 |


|                                      |     |
|--------------------------------------|-----|
| When Scoring First:                  | 4-4 |
| When Opponent Scored First:          | 1-2 |
| When Scoring 20 or More Points:      | 5-4 |
| When Scoring Less Than 20 Points:    | 0-2 |
| When Leading at the Half:            | 3-2 |
| When Trailing at the Half:           | 2-4 |
| When Tied at the Half:               | 0-0 |
| When Leading after 3 Quarters:       | 4-0 |
| When Trailing after 3 Quarters:      | 1-6 |
| When Tied after 3 Quarters:          | 0-0 |
| When Outrushing the Opponent:        | 4-2 |
| With 35 or More Rushing Attempts:    | 5-4 |
| With Less Than 30 Passing Attempts:  | 4-3 |
| When Leading in Time of Possession:  | 1-0 |
| When Trailing in Time of Possession: | 4-6 |

|           |     |
|-----------|-----|
| On Turf:  | 5-5 |
| On Grass: | 0-1 |

|  |     |
|--|-----|
| When Leading in Takeaway/Turnover Ratio:       | 1-3 |
| When Even in Takeaway/Turnover Ratio:          | 2-0 |
| When Trailing in Takeaway/Turnover Ratio:      | 2-3 |
| With an Individual 100-Yard Rusher:            | 3-1 |
| With an Individual 200-Yard Passer:            | 1-3 |
| 250-Yard Passer:                               | 0-1 |
| With an Individual 100-Yard Receiver:          | 1-1 |
| With an Individual Opponent 100-Yard Rusher:   | 2-3 |
| With an Individual Opponent 200-Yard Passer:   | 3-4 |
| 250-Yard Passer:                               | 3-2 |
| With an Individual Opponent 100-Yard Receiver: | 3-1 |

## WOLVERINE BITES

### BRANDON GRAHAM



- Only player nationally to rank in the top 10 in tackles for loss two straight years ('08 and '09).
- His 21 TFLs this season are the most of any player in the country.
- Became the second Wolverine to collect back-to-back 20 TFL seasons (Mark Messner accomplished the feat in 1987 and 1988).
- Fourth nationally in TFLs per contest (1.91 avg.).
- Lists tied for 24th nationally in sacks (8.5; 0.77 avg.); registered at least one sack in six of last seven games.
- Has at least one TFL in nine of past 10 games and 20 of his past 23 games dating back to 2008.
- Blocked two punts this season and returned another for a touchdown.
- Second in all-time sacks (27.5) and third in tackles for loss (51) in Michigan history.
- 2009 Preseason All-America; named to watch list for Bednarik, Lombardi, Outland, Nagurski, Hendricks and Lott trophies.
- Fourth among active players in sacks and TFLs.
- Recorded 3.5 TFLs, seven tackles and half a sack vs. Penn State.
- Set career high with nine tackles at Iowa, including 3.5 TFLs and two sacks.
- Voted 2008 Bo Schembechler Most Valuable Player of the 2008 U-M football team.
- Established career highs in tackles (46), tackles for loss (20) and sacks (10) last season; second nationally in TFLs and seventh in sacks.
- Has three career games with three or more sacks (3.5 vs. Notre Dame in 2007 and 3.0 vs. Wisconsin and Michigan State in 2008).
- Played in 46 career games and made 27 starts.

#### U-M's Career Sack List (since 1980)

| Player                   | Sacks       | Years          | Graham Needs: |
|--------------------------|-------------|----------------|---------------|
| 1. Mark Messner          | 36          | 1985-88        | 8.5           |
| 2. <b>Brandon Graham</b> | <b>27.5</b> | <b>2006-08</b> |               |
| 3. James Hall            | 25          | 1996-99        |               |

#### U-M's Season Tackles for Loss List (since 1980)

| Player                | Sacks     | Year        | Graham Needs: |
|-----------------------|-----------|-------------|---------------|
| 1. Shawn Crable       | 28.5      | 2007        | 7.5           |
| 2. Mark Messner       | 26        | 1988        | 5             |
| Larry Foote           | 26        | 2001        | 5             |
| 4. Mike Hammerstein   | 23        | 1985        | 2             |
| Curtis Greer          | 23        | 1979        | 2             |
| 6. William Carr       | 21        | 1995        |               |
| <b>Brandon Graham</b> | <b>21</b> | <b>2009</b> |               |
| 8. Mark Messner       | 20        | 1987        |               |
| <b>Brandon Graham</b> | <b>20</b> | <b>2008</b> |               |

#### U-M's Career Tackle for Loss List (since 1978)

| Player                   | TFLs      | Years          | Graham Needs: |
|--------------------------|-----------|----------------|---------------|
| 1. Mark Messner          | 70        | 1985-88        | 19            |
| 2. LaMarr Woodley        | 52.5      | 2003-06        | 1.5           |
| 3. <b>Brandon Graham</b> | <b>51</b> | <b>2006-09</b> |               |

#### U-M's Career Forced Fumbles

| Player                   | FFs      | Years          | Graham Needs: |
|--------------------------|----------|----------------|---------------|
| 1. LaMarr Woodley        | 10       | 2003-06        | 3             |
| 2. <b>Brandon Graham</b> | <b>7</b> | <b>2006-09</b> |               |

### Carlos Brown Senior, Running Back Franklin, Georgia (Heard County HS)

#### Rushing

| Year          | GP/GS        | Att        | Yards       | Avg.       | P/G         | TD       | Long      |
|---------------|--------------|------------|-------------|------------|-------------|----------|-----------|
| 2006          | 7/0          | 16         | 41          | 2.6        | 5.9         | 0        | 8         |
| 2007          | 8/3          | 75         | 382         | 5.1        | 47.8        | 4        | 85        |
| 2008          | 5/1          | 29         | 122         | 4.2        | 24.4        | 0        | 17        |
| 2009          | 9/8          | 81         | 480         | 5.9        | 53.3        | 4        | 90        |
| <b>Career</b> | <b>29/12</b> | <b>201</b> | <b>1025</b> | <b>5.1</b> | <b>35.3</b> | <b>8</b> | <b>90</b> |

#### Receiving

| Year          | GP/GS        | No.       | Yards      | Avg.        | P/G        | TD       | Long      |
|---------------|--------------|-----------|------------|-------------|------------|----------|-----------|
| 2006          | 7/0          | 0         | 0          | 0.0         | 0.0        | 0        | 0         |
| 2007          | 8/3          | 0         | 0          | 0.0         | 0.0        | 0        | 0         |
| 2008          | 5/1          | 4         | 13         | 3.3         | 2.6        | 0        | 11        |
| 2009          | 9/8          | 9         | 126        | 14.0        | 14.0       | 1        | 61        |
| <b>Career</b> | <b>29/12</b> | <b>13</b> | <b>139</b> | <b>10.7</b> | <b>4.8</b> | <b>1</b> | <b>61</b> |

#### 2009 Season

- Team's second-leading rusher with a career-best 480 yards on 81 carries and scored four touchdowns.
- Matched career-best with 25 carries for 94 yards and scored one TD at Illinois; added a seven-yard reception and a 33-yard career long kick return.
- Rushed eight times for 35 yards vs. Penn State.
- Gained 144 yards offensively vs. Indiana, 83 rushing and 61 receiving.
- Had a 61-yard TD reception and a 41-yard TD run against the Hoosiers.
- Set a career high with 187 rushing yards on 13 carries against Eastern Michigan.
- Scored on a pair of touchdown runs against the Eagles (9 and 90 yards).
- His 90-yard TD run was the third longest run in school history.
- Set career highs in receptions (4) and receiving yards (36) vs. Notre Dame.
- Rushed 10 times for 54 yards and added a 14-yard reception in start vs. Western Michigan.

#### Career

- Surpassed the 1,000-yard mark in his career during the Illinois game.
- Has four career 100-yard rushing games: 187 vs. Eastern Michigan (2009), 115 vs. Northwestern (2008), 113 at Illinois (2007) and 132 vs. Minnesota (2007).
- Set a career high with 199 all-purpose yards against the Gophers in 2007, gaining 132 yards on 13 carries and had three kickoffs for 67 yards.
- His 85-yard TD run vs. Minnesota in 2007 is tied for the seventh-longest run in U-M history.
- Returned 19 kickoffs for 386 yards.

### Jon Conover Senior/Junior, Wide Receiver Northville, Michigan (Catholic Central HS)

- Played in all 11 games on special teams.
- CoSIDA Academic All-District IV second team.
- Contributed a career-best three special teams stops against Delaware State; also saw action at wide receiver.
- Special teams captain vs. Eastern Michigan and was the team's player of the game.
- Appeared in 28 career games.
- Two-time Academic All-Big Ten (2007-08).
- One of the three Big Ten Distinguished Scholar Award recipients on the football team.

### Perry Dorrestein Senior/Junior, Offensive Line Plainfield, Illinois (Plainfield Central HS)

#### 2009 Season

- Started seven games at right tackle and played in 10 contests.
- Returning to the starting lineup at Wisconsin after missing the Purdue game due to injury.
- Started at right tackle vs. Indiana, Michigan State, Iowa, Delaware State, Penn State, Illinois and Wisconsin.
- Played as backup left tackle vs. Western Michigan and Eastern Michigan.
- Saw action at right tackle vs. Notre Dame.

#### Career

- Earned first varsity letter after making four starts and playing in five games in 2008.
- Appeared in 19 career contests and started 11 games.
- Played in four games during the 2007 season.

### John Ferrara Senior/Junior, Offensive Line Staten Island, N.Y. (Monsignor Farrell HS)

#### 2009 Season

- Appeared in all 11 games.
- Played right guard and special teams at Michigan State and vs. Delaware State.
- Started at right guard vs. Eastern Michigan.
- Played as backup right guard vs. Western Michigan.
- Saw special teams action on PAT/FG protection unit vs. WMU, Notre Dame, Indiana, Iowa, Penn State, Illinois, Purdue and Wisconsin.

#### Career

- Played in 36 consecutive games in his career.
- Started five contests at left guard and one game at right guard.
- Appeared in all 12 games during 2008 season and started five contests at left guard.
- Moved to offensive line from defensive tackle during 2008 fall camp.
- 2008 Academic All-Big Ten Conference.
- Two-time U-M Athletic Academic Achievement (2006, 2008).

### Tate Forcier Freshman, Quarterback San Diego, California (Scripps Ranch HS)

#### Rushing

| Year          | GP/GS        | Att        | Yards      | Avg.       | P/G         | TD       | Long      |
|---------------|--------------|------------|------------|------------|-------------|----------|-----------|
| 2009          | 11/11        | 112        | 230        | 2.1        | 20.9        | 3        | 31        |
| <b>Career</b> | <b>11/11</b> | <b>112</b> | <b>230</b> | <b>2.1</b> | <b>20.9</b> | <b>3</b> | <b>31</b> |

#### Passing

| Year          | GP/GS        | Att/Comp.      | Pct.        | Yards       | TD        | Int.     | Long      |
|---------------|--------------|----------------|-------------|-------------|-----------|----------|-----------|
| 2009          | 11/11        | 243/142        | 58.4        | 1824        | 12        | 6        | 76        |
| <b>Career</b> | <b>11/11</b> | <b>243/142</b> | <b>58.4</b> | <b>1824</b> | <b>12</b> | <b>6</b> | <b>76</b> |

#### 2009 Season

- Needs 176 passing yards for 2,000 on the year.
- Third true freshman to start at quarterback in the opener for the Wolverines: Rick Leach at Wisconsin (1975) and Chad Henne vs. Miami, Ohio (2004).
- Started all 11 games at signal caller.
- Tossed two TDs and completed 77 percent (20-26) of his passes for 188 yards at Wisconsin.
- Completed 15-of-24 passes for 212 yards and

- one TD and rushed for one score vs. Purdue.
- Set a career high with 257 yards on 13-of-23 passing at Illinois.
- Went 13-of-30 passing for 140 yards vs. Penn St.
- Led scoring drive on opening series vs. DSU, completing both passes for 39 yards.
- Completed 8-of-19 passes for 94 yards and ran eight times for 26 yards at Iowa.
- Directed two fourth-quarter TD drives that got U-M into overtime against MSU; tossed a 60-yard scoring pass to Darryl Stonum and a nine-yard TD pass to Roy Roundtree with two seconds left in regulation to send game into OT.
- Completed 5-of-9 passes for 46 yards and rushed four times for 39 yards on the game-tying drive against the Spartans.
- Tossed 26-yard game-winning touchdown pass to Martavious Odoms with 2:26 remaining against Indiana; completed 11-of-21 for 184 yards and two TDs.
- Completed 7-of-13 passes for 68 yards and gained five yards rushing vs. Eastern Michigan.
- Named Big Ten Offensive Player of the Week after gaining 310 yards of total offense vs. ND.
- Completed 23-of-33 passes for 240 yards and two TDs against the Irish and rushed 13 times for 70 yards and scored on a 31-yard TD run.
- Tossed the game-winning five-yard touchdown pass to Greg Mathews with 11 seconds left in the game; completed 6-of-7 passes for 55 yards on the game-winning drive.
- Had a 31-yard scoring run that gave U-M a 31-20 lead at 14:16 of the fourth quarter.
- Completed 13-of-20 passes for 179 yards and three touchdowns against Western Michigan.
- Led four scoring drives in the first half of play, including the opening drive of his career, a 28-yard touchdown pass to Junior Hemingway on the first series of the game.
- Tossed touchdowns to Hemingway (28 and 44 yards) and Kevin Koger (7) vs. WMU.
- Rushed 11 times for 37 yards and was not sacked against the Broncos.

**Kelvin Grady**  
**Junior/Sophomore, Slot Receiver**  
**Grand Rapids, Michigan (E. Grand Rapids HS)**

**Receiving**

| Year          | GP/GS      | No.       | Yards      | Avg.        | P/G         | TD       | Long      |
|---------------|------------|-----------|------------|-------------|-------------|----------|-----------|
| 2009          | 9/0        | 10        | 102        | 10.2        | 11.3        | 1        | 38        |
| <b>Career</b> | <b>9/0</b> | <b>10</b> | <b>102</b> | <b>10.2</b> | <b>11.3</b> | <b>1</b> | <b>38</b> |

- 2009 Season**
- Played in nine games at slot receiver.
  - Caught 10 passes for 102 yards and one touchdown this season.
  - Scored first career touchdown on a 38-yard reception from Denard Robinson against Delaware State; led team with 48 receiving yards on two catches.
  - Played slot receiver and special teams at Michigan State and Iowa.
  - Set career high with three catches for 24 yards and added a 14-yard kick return vs. Indiana.
  - Caught two passes for 14 yards vs. EMU.
  - Had a three-yard catch vs. Notre Dame.
  - Made career debut, gaining 11 yards on a carry and catching two passes for 13 yards vs. Western Michigan.
  - Played point guard on the basketball team his

first two years at Michigan.

**Kevin Grady**  
**Third-Year Senior, Running Back**  
**Grand Rapids, Michigan (E. Grand Rapids HS)**

**Rushing**

| Year          | GP/GS       | Att        | Yards      | Avg.       | P/G         | TD        | Long      |
|---------------|-------------|------------|------------|------------|-------------|-----------|-----------|
| 2005          | 11/2        | 121        | 483        | 4.0        | 43.9        | 5         | 32        |
| 2006          | 10/0        | 55         | 187        | 3.4        | 18.7        | 3         | 19        |
| 2008          | 11/0        | 14         | 33         | 2.4        | 3.0         | 1         | 7         |
| 2009          | 11/1        | 10         | 80         | 8.0        | 7.3         | 1         | 26        |
| <b>Career</b> | <b>43/3</b> | <b>200</b> | <b>783</b> | <b>3.9</b> | <b>18.2</b> | <b>10</b> | <b>32</b> |

- 2009 Season**
- Played in all 11 games and started one contest at fullback.
  - Saw action at fullback and on special teams in every game.
  - Rushed eight times for a season-high 73 yards and scored one TD vs. Delaware State.
  - Had a four-yard reception at Iowa.
  - Made two receptions for 18 yards vs. Indiana.
  - Carried twice for seven yards vs. W. Michigan.

- Career**
- Made 18 receptions for 143 career yards.
  - Can play both fullback and tailback in the current backfield system.
  - Holds running back records in the bench, 225 test and squat.

**Junior Hemingway**  
**Junior/Sophomore, Wide Receiver**  
**Conway, South Carolina (Conway HS)**


**Receiving**

| Year          | GP/GS        | No.       | Yards      | Avg.        | P/G         | TD       | Long      |
|---------------|--------------|-----------|------------|-------------|-------------|----------|-----------|
| 2007          | 10/1         | 4         | 37         | 9.2         | 3.7         | 0        | 23        |
| 2008          | 4/1          | 2         | 42         | 21.0        | 5.3         | 1        | 33        |
| 2009          | 10/9         | 15        | 263        | 17.5        | 26.3        | 2        | 66        |
| <b>Career</b> | <b>24/11</b> | <b>21</b> | <b>342</b> | <b>16.3</b> | <b>14.3</b> | <b>3</b> | <b>66</b> |

- 2009 Season**
- Fifth on the team in receptions (15) and fourth in receiving yards (263).
  - Tied for the team lead with two receiving TDs.
  - Second in the Big Ten in punt returns (10.8 avg.).
  - Returned eight punts for 86 yards this season.
  - Caught two passes for 25 yards at Wisconsin, including a 14-yard pass on fourth down that setup a third quarter touchdown.
  - Had a 33-yard career long punt return that set up team's final score vs. Purdue.
  - Made two receptions for 87 yards and returned two punts for 13 yards at Illinois.
  - Had a 66-yard career long catch against the Illini.
  - Started at wide receiver and had a 19-yard career long punt return vs. Penn State.
  - Returned three punts for 20 yards and added a seven-yard reception at Iowa.
  - Made three receptions for 28 yards at MSU.
  - Returned to the lineup and had a seven-yard reception vs. Eastern Michigan.
  - Missed the Notre Dame game due to injury.
  - Set career highs with five receptions for 103 yards and two TDs vs. Western Michigan.
  - Grabbed a 28-yard TD reception on the opening drive of the game and added a 44-yard touchdown pass in the second quarter; both scores came on passes from Tate Forcier.

**WOLVERINE BITES**

**OBI EZEH**



- Team's active career leader in tackles (236).
- Second on the team with 69 tackles and 5 TFLs this season.
- Posted a season-high 14 stops at Michigan State.
- Contributed a career-best 98 tackles and seven tackles for loss last season.
- 2008 All-Big Ten honorable mention.
- Michigan's leading tackler in six games last season and once this year (Western Michigan).
- Has nine double-digit tackle games in his last 24 contests dating back to 2007.
- Had a career-best 15 tackles twice in 2008 -- against Utah and Illinois.
- Had 15 tackles and a career-best 4.5 TFLs vs. Illinois in 2008.
- His 15 tackles against Utah were the most stops by a Wolverine in a season opener since the mid 1970s.
- Earned freshman all-america honors in 2007.

**JONAS MOUTON**




- Seventh on the team with 55 stops this season.
- Recorded a turnover in each of the first two games (interception vs. WMU and fumble recovery vs. ND).
- Started 20 straight games at weakside linebacker dating back to the Miami (Ohio) game from 2008.
- Posted 135 career tackles, with 9.5 TFLs and one sack.
- Has three career double digit tackle games: 11 vs. Indiana in 2009, 10 at Penn State and 11 vs. Northwestern in 2008.

## WOLVERINE BITES

### BRANDON MINOR

- 2009 Doak Walker Award candidate.
- Team's leading rusher with 96 carries for 502 yards and eight touchdowns.
- Rushed 19 times for a season-best 154 yards vs. Purdue; equaled career-high with three rushing scores (29, 55 and 1).
- Carried a season-high 22 times for 95 yards and scored two TDs at Iowa.
- Gained 106 yards on 16 carries against Notre Dame.
- 2008 All-Big Ten honorable mention.
- Has five career 100-yard rushing efforts.
- Became 45th player in school history with 1,000 career rushing yards with his 155-yard output at Purdue in '08.
- Led team with 11 touchdowns (9 rushing, 2 receiving) in 2008, including seven of his nine rushing TDs in the final five games.
- Leading rusher with 533 yards on 103 carries in 2008.
- Rushed for a season-high 155 yards on a career-high 24 carries at Purdue last season; scored a career-best three rushing touchdowns (45, 12 and 1 yards).
- Made first career start in the Penn State game (Oct. 18, 2008) and responded with 117 rushing yards on a career-best 23 carries.
- Had his first career multi-touchdown game in the 2008 Penn State game, scoring on runs of 5 and 1 yards.
- Team's second-leading rusher in 2007, carrying the ball 90 times for 385 yards and one touchdown.
- Set career high rushing mark with 157 yards on 21 carries against Minnesota in 2007 (Oct. 27).



### TATE FORCIER

- Directed two game-winning drives and a game-tying drive that sent another game into overtime in his first five collegiate games.
- Thrown 12 touchdowns to six interceptions this season.
- Set career high with 257 passing yards at Illinois, completing 13-of-23 passes.
- AT&T All-America Player of the Week, Davey O'Brien National QB of the Week and Big Ten Offensive Player of the Week after Notre Dame game.
- Directed his first career game-winning drive by completing 6-of-7 passes for 55 yards, including the winning score on a five-yard pass to Greg Mathews with 11 second remaining against the Irish.
- Led second game-winning drive with a 26-yard TD pass to Martavious Odoms on a third-and-seven play with 2:26 remaining in regulation against Indiana.
- One of five true freshmen starting quarterbacks: Matt Barkley (USC), Spencer Keith (Kent State), Tom Savage (Rutgers) and Trent Steelman (Army).



### Forcier's 2009 Passing Statistics

3rd Down: 37-72 for 634 yards, 5 TDs, 4 Int., 1 Fumble  
 4th Down: 3-5 for 39 yards, 1 Int.; 31-yard TD run; 9-yard run  
 Fourth Quarter: 31-62 for 420 yards, 4 TDs, 2 Int.  
 Overtime: 1-2 for 7 yards, 0 TDs, 1 Int.  
 First Half: 76-117 for 1,001 yards, 6 TDs, 2 Int.  
 Second Half: 66-116 for 857 yards, 6 TDs, 4 Int.

### Career

- Appeared in 24 games and started 11 contests at wideout.
- Made six catches for 79 yards and scored one touchdown on a 33-yard catch vs. Utah in 2008.
- Received a medical redshirt after missing the final eight games in 2008 with mononucleosis.
- Holds receiver records for vertical jump (38") and squad (430 pounds).

### Mark Huyge

**Junior/Sophomore, Offensive Line  
 Wyoming, Michigan (Catholic Central HS)  
 2009 Season**

- Started nine games on right side of the line and played in all 11 contests.
- Played on PAT/field goal unit at Wisconsin.
- Made start at right tackle vs. Purdue.
- Started at right guard and played right tackles at Illinois.
- Played at right guard vs. Penn State.
- Made start at right guard against Indiana, Michigan State, Iowa and Delaware State.
- Started at right tackle vs. Eastern Michigan.
- Started at right tackle and played right guard vs. Notre Dame.
- Made first career start in the Western Michigan game, earning the nod at right tackle.
- Earned his first varsity letter in 2008.
- From the same high school as Obi Eze and Kevin Leach.

### Kevin Koger

**Sophomore, Tight End  
 Toledo, Ohio (Whitmer HS)**

| Year          | GP/GS        | No.       | Yards      | Avg.        | P/G         | TD       | Long      |
|---------------|--------------|-----------|------------|-------------|-------------|----------|-----------|
| 2008          | 9/3          | 6         | 93         | 15.5        | 10.3        | 1        | 41        |
| 2009          | 11/9         | 16        | 220        | 13.8        | 20.0        | 2        | 41        |
| <b>Career</b> | <b>20/12</b> | <b>22</b> | <b>313</b> | <b>14.2</b> | <b>15.7</b> | <b>3</b> | <b>41</b> |

### 2009 Season

- Fourth on the team in receptions (16) and fifth in receiving yards (220).
- Tied for team lead with two receiving TDs.
- Started nine games at tight end.
- Had a nine-yard catch vs. Purdue.
- Snared three receptions for 37 yards at Illinois.
- Caught three passes for 27 yards at Iowa.
- Had a 41-yard career long catch at Michigan St.
- Made a 36-yard career long catch vs. Indiana.
- Set career high with four catches for 38 yards and one TD vs. Notre Dame.
- Hauled in three passes for 32 yards and one touchdown vs. Western Michigan.
- Snared a one-handed grab that covered 20 yards against the Broncos.

### Career

- Played in final nine games of the 2008 season and started three contests.
- 2008 U-M Athletic Academic Achievement.
- First career catch was also first career touchdown, a 26-yard touchdown reception in the third quarter against Wisconsin.
- Sister, LaShawnda Thorne, played volleyball at Michigan and earned a varsity letter in 1991

### Greg Mathews

**Senior, Wide Receiver  
 Orlando, Florida (Edgewater HS)**

| Year          | GP/GS        | No.        | Yards       | Avg.        | P/G         | TD       | Long      |
|---------------|--------------|------------|-------------|-------------|-------------|----------|-----------|
| 2006          | 13/1         | 7          | 68          | 9.7         | 5.2         | 0        | 22        |
| 2007          | 13/7         | 39         | 366         | 9.4         | 28.2        | 3        | 26        |
| 2008          | 11/8         | 35         | 409         | 11.7        | 37.2        | 2        | 35        |
| 2009          | 11/10        | 23         | 285         | 12.4        | 25.9        | 1        | 40        |
| <b>Career</b> | <b>48/26</b> | <b>104</b> | <b>1128</b> | <b>10.8</b> | <b>23.5</b> | <b>6</b> | <b>40</b> |

### 2009 Season

- Started 10 games and played wideout in all 11 contests.
- Team's second leading receiver with 23 catches for 285 yards and one TD this season.
- Caught four passes for 53 yards at Wisconsin.
- Had a 28-yard reception vs. Purdue, his 100th career catch.
- Caught three passes for 34 yards at Illinois.
- Led team with seven catches for 70 yards vs. Penn State; surpassed the 1,000-yard mark in his career during the contest.
- Had a 14-yard catch vs. Delaware State.
- Caught game-winning 5-yard touchdown from Tate Forcier with 11 seconds left vs. Notre Dame.
- Led team with five catches for 68 yards and one TD against the Irish.
- Had a 40-yard career long reception on team's first score of the game vs. ND.
- Made two receptions for 18 yards and returned two punts for 16 yards vs. Western Michigan.

### Career

- Team's top returning receiver and punt returner.
- Caught at least one pass in 23 straight games.
- Returned 43 punts for 316 yards in his career.

### Tim McAvoy

**Fifth-Year Senior, Offensive Line  
 Bloomington, Illinois (Bloomington HS)**

- Played snaps at right guard against Illinois.
- Made season debut at center vs. Delaware State.
- Dressed for conference games against Indiana, Michigan State and Iowa but did not play.
- Missed the Western Michigan through Eastern Michigan games due to injury.
- Appeared in 21 career contests and started six games along offensive line (five at left guard and another at right guard).
- Played in all 12 games in 2008 and started five contests at left guard.
- His father (Tim) played football at Illinois and was coached by Lloyd Carr.

### Brandon Minor

**Senior, Running Back  
 Richmond, Virginia (Varina HS)**

| Year          | GP/GS       | Att        | Yards        | Avg.       | P/G         | TD        | Long      |
|---------------|-------------|------------|--------------|------------|-------------|-----------|-----------|
| 2006          | 10/0        | 42         | 238          | 5.7        | 21.6        | 2         | 40        |
| 2007          | 12/0        | 90         | 385          | 4.3        | 32.1        | 1         | 46        |
| 2008          | 11/4        | 103        | 533          | 5.2        | 48.5        | 9         | 45        |
| 2009          | 9/2         | 96         | 502          | 5.2        | 55.8        | 8         | 55        |
| <b>Career</b> | <b>42/6</b> | <b>331</b> | <b>1,658</b> | <b>5.0</b> | <b>39.5</b> | <b>20</b> | <b>55</b> |

| Receiving     |             |           |           |            |            |          |           |
|---------------|-------------|-----------|-----------|------------|------------|----------|-----------|
| Year          | GP/GS       | No.       | Yards     | Avg.       | P/G        | TD       | Long      |
| 2006          | 10/0        | 1         | 9         | 9.0        | 0.9        | 0        | 9         |
| 2007          | 12/0        | 3         | 1         | 0.3        | 0.1        | 0        | 10        |
| 2008          | 11/4        | 5         | 59        | 11.8       | 5.4        | 2        | 27        |
| 2009          | 8/2         | 1         | 1         | 1.0        | 0.1        | 0        | 1         |
| <b>Career</b> | <b>41/6</b> | <b>10</b> | <b>70</b> | <b>7.0</b> | <b>1.6</b> | <b>2</b> | <b>27</b> |

**2009 Season**

- Named to the watch list for the 2009 Doak Walker and Maxwell awards.
- Played in nine games and started two contests at superback.
- Team's leading rusher with 502 yards on 96 carries (5.2 avg.).
- Leads team with eight rushing touchdowns.
- Carried seven times for 26 yards at Wisconsin.
- Set a season high with 154 rushing yards on 19 carries and matched career-best with three rushing scores vs. Purdue.
- Played tailback in a limited capacity at Illinois.
- Carried 12 times for 48 yards vs. Penn State.
- Rushed a season-high 22 times for 95 yards and scored two TD at Iowa.
- Carried 12 times for 50 yards and scored one TD in limited action vs. Indiana.
- Rushed three times for 21 yards before leaving the game due to injury vs. Eastern Michigan.
- Led team with 106 yards on 16 carries and scored on a two-yard run against Notre Dame.
- Missed Western Michigan game due to injury.

**Career**

- 2008 All-Big Ten honorable mention by coaches.
- Has six career 100-yard rushing efforts during his career.
- Returned 14 kickoffs for 261 yards in career.
- Led team with 11 touchdowns (nine rushing, two receiving) in 2008.
- Carried the ball a career-high 24 times for 155 yards and scored a personal-best three touchdowns at Purdue during 2008 season.
- Set career-best with 157 yards on 21 carries against Minnesota in 2007.

**David Molk**

**Junior/Sophomore, Center**  
**Lemont, Illinois (Lemont Township HS)**  
**2009 Season**

- Suffered season-ending knee injury against the Nittany Lions.
- Returned to the starting lineup vs. Penn State.
- Suffered foot injury against Eastern Michigan and missed four games.
- Started at center in first three games.
- Candidate for the 2009 Rimington Trophy.

**Career**

- Started all 12 games and played every snap at center during his first year as a starter in 2008.
- Recipient of the Iron Wolverine Award as the best all-around conditioned player from the linemen group after 2008 spring drills.
- Holds seven of the eight strength and conditioning records for offensive linemen.
- Set program record with a 625-pound squat.
- Rated as a top five center prospect coming out of high school by three recruiting services.
- Shared the Sophomore Award this spring with classmate Ryan Van Bergen.

**David Moosman**

**Fifth-Year Senior, Offensive Line**  
**Libertyville, Illinois (Libertyville HS)**  
**2009 Season**

- Made starts in 10 games.
- Started at center against Illinois, Purdue and Wisconsin.
- Returned to starting right guard position vs. Penn State but also took snaps at center.
- Started at center against Delaware State.
- Starting center at Michigan State and Iowa.
- Returned to lineup and started at center vs. Indiana; his first career start at the position.
- Missed Eastern Michigan game due to injury.
- Started at right guard vs. Western Michigan and Notre Dame.

**Career**

- Played in 29 career contests and started 22 games (15 at right guard and seven at center).
- Started all 12 games and took played every snap at right guard during the 2008 season.
- Visits children at C.S. Mott Children's and Women's Hospital every Thursday night during the year.
- Holds record among offensive linemen with a 475 pound bench press.

**Mark Moundros**

**Senior/Junior, Fullback**  
**Farmington Hills, Michigan (N. Farmington HS)**  
**2009 Season**

- Appeared in all 11 games.
- Played fullback and special teams vs. Notre Dame, Indiana and Illinois.
- Saw special teams action vs. Eastern Michigan, Michigan State, Iowa, Delaware State, Penn State, Purdue and Wisconsin.
- Assisted on one special teams tackle and played fullback vs. Western Michigan.

**Career**

- Started 10 contests at fullback and appeared in 36 career contests.
- Caught four career passes for 13 yards and scored one touchdown and rushed three times for 14 yards and scored one TD.
- Made 14 special teams tackles during career.
- Scored first career touchdown on a two-yard catch against vs. Illinois in 2008.
- Earned first career rushing score on a three-yard carry at Minnesota during 2008 season.
- Selected as the team's 2008 Special Team Player of the Year.
- 2007 Academic All-Big Ten Conference.

**Martavious Odoms**

**Sophomore, Slot Receiver**  
**Pahokee, Florida (Pahokee HS)**

**Receiving**

| Year          | GP/GS        | No.       | Yards      | Avg.        | P/G         | TD       | Long      |
|---------------|--------------|-----------|------------|-------------|-------------|----------|-----------|
| 2008          | 11/11        | 49        | 443        | 9.0         | 40.3        | 0        | 50        |
| 2009          | 8/8          | 22        | 272        | 12.4        | 34.0        | 1        | 35        |
| <b>Career</b> | <b>19/19</b> | <b>71</b> | <b>715</b> | <b>10.1</b> | <b>37.6</b> | <b>1</b> | <b>50</b> |

**Kick Returns**

| Year          | GP        | No.       | Yards      | Avg.        | P/G         | TD       | Long      |
|---------------|-----------|-----------|------------|-------------|-------------|----------|-----------|
| 2008          | 11        | 20        | 461        | 23.0        | 41.9        | 0        | 45        |
| 2009          | 3         | 7         | 129        | 18.4        | 43.0        | 0        | 25        |
| <b>Career</b> | <b>14</b> | <b>27</b> | <b>590</b> | <b>21.9</b> | <b>42.1</b> | <b>0</b> | <b>45</b> |

**WOLVERINE BITES**

**MARTAVIOUS ODOMS**



- Third on the team with 23 catches for 272 yards and one TD this season.
- Caught 26-yard game-winning touchdown pass from Tate Forcier with 2:26 remaining against Indiana; it was his first career receiving score.
- Scored first career offensive touchdown on a 13-yard reverse vs. Eastern Michigan.
- Holds U-M record for the most receptions by a freshman in a season.
- Team's leading receiver in 2008 with 49 receptions for 443 yards.
- Led team with 18 kick returns for 418 yards (23.2 avg.) last season, including a 45-yard career long return.
- Returned nine punts for 123 yards and scored first career touchdown on a 73-yard return at Purdue.
- Gained 315 all-purpose yards against Illinois in 2009, tied for the sixth-best single game mark in U-M history.
- His 315 all-purpose yards against the Illini was the top total in the Big Ten last season.
- Set career highs with seven receptions for 129 yards and returned seven kickoffs for 183 yards vs. Illinois.
- Had 10 plays of 20 yards or better against Illinois.
- Led team with 21 plays of 20 yards or more (eight receiving, 12 kick returns and one punt return).

**GREG MATHEWS**




- Tied for the team lead with 23 receptions this season.
- Second on the squad with 285 receiving yards.
- Has contributed one receiving touchdown this year.
- Hauled in first career game-winning touchdown on a five-yard pass from Tate Forcier with 11 seconds left vs. Notre Dame.
- Became the 25th receiver in school history with 1,000 career receiving yards with 70 yards on seven catches against Penn State (Oct. 24, 2009).
- Seeks his first career 100-yard receiving game.
- Set career high with 79 receiving yards at Minnesota during the 2008 season (Nov. 8).

## WOLVERINE BITES


### STEVIE BROWN

- Leads team with 73 tackles and is second with eight tackles for loss; has one sack, three pass PBUs, one interception and one forced fumble.
- Switched from safety to strongside linebacker (hybrid position) this season.
- Posted eight stops and one sack at Illinois.
- Set career high with nine tackles vs. Indiana, Michigan State, Purdue and Wisconsin.
- Matched a then career-best with eight tackles vs. Eastern Michigan.
- Forced a key fumble against the Irish that was recovered by Jonas Mouton.
- Tied for team lead with 49 career games played and is third among defenders with 24 starts.
- Second to Obi Ezeh in career tackles among current players (176).
- Has four career forced fumbles.



### DONOVAN WARREN

- Has recorded 50 or more stops three straight seasons.
- Tied for third in the Big Ten and tied for 29th nationally with 10 PBUs.
- Leads the Big Ten in interceptions during conference play; collected interceptions in four of the six league games.
- Had a 40-yard interception return for a touchdown at Iowa.
- Recorded three pass breakups against Notre Dame and a career-best four at Iowa.
- Tied for third in the league and 48th nationally with three interceptions; leads the big ten in conference play.
- Fourth on the team with a career-high 59 tackles this season.
- Collected game-clinching interception with 2:14 remaining against Indiana.
- Leads the defense with 33 career starts.



### Michigan's Career Pass Breakups

| Player                | PBUs      | Years          | Warren Needs: |
|-----------------------|-----------|----------------|---------------|
| 1. Leon Hall          | 43        | 2003-06        | 20            |
| 2. Todd Howard        | 41        | 1998-01        | 18            |
| 3. Marlin Jackson     | 34        | 2001-04        | 11            |
| 4. Charles Woodson    | 30        | 1995-97        | 7             |
| 5. James Whitley      | 28        | 1997-00        | 5             |
| 6. Jeremy LeSueur     | 27        | 2000-03        | 4             |
| 7. Marion Body        | 26        | 1979-82        | 3             |
| 8. Markus Curry       | 25        | 2001-04        | 2             |
| 9. Jarrett Irons      | 24        | 1993-96        | 1             |
| Morgan Trent          | 24        | 2005-08        | 1             |
| 11. Thom Darden       | 23        | 1969-71        |               |
| <b>Donovan Warren</b> | <b>23</b> | <b>2007-09</b> |               |

### 2009 Season

- **Second on the team with 22 receptions for 272 yards and one touchdown this season.**
- Missed the past three games due to knee injury sustained against the Nittany Lions.
- Caught three passes for 34 yards vs. Penn State.
- Had a 25-yard reception and four punt returns for 48 yards vs. Delaware State.
- Led squad with four catches for 76 yards at Iowa.
- Made five receptions for 40 yards at MSU.
- Led team with three catches for 40 yards vs. Indiana, including 26-yard game-winning TD from Tate Forcier with 2:26 left in regulation.
- Caught two passes for 33 yards vs. Eastern Michigan; scored his first career offensive TD on a 13-yard reverse.
- Made three catches for 18 yards against Notre Dame, including a pair of receptions on the game-winning drive.
- Returned six kickoffs for 108 yards vs. Irish.

### Career

- Led team in receptions (49) and receiving yards (443) during the 2008 season.
- Holds U-M program record for receptions as a freshman.
- Led all Big Ten freshmen in receptions (49) and all-purpose yards (1,040).
- Started 19 career games at slot receiver and caught at least one pass in every game played.
- Returned 27 kickoffs for 590 yards (21.9 avg.) and 14 punts for 174 yards (12.4 avg.) during his career.
- Had a 73-yard punt return for a touchdown at Purdue (Nov. 1).

### Patrick Omameh

#### Sophomore/Freshman, Offensive Line Columbus, Ohio (St. Francis DeSales HS)

### 2009 Season

- Appeared at tackle in four games and started two games at guard.
- Started at right guard against Wisconsin.
- Made first career start vs. Purdue, earning the nod at right guard.
- Played right tackle in backup role at Illinois.
- Appeared at right tackle vs. Delaware State.
- Played left tackle vs. Eastern Michigan.
- Made career debut at right tackle vs. Western Michigan.
- Traveled and dressed for every game but did not see game action in 2008; redshirted.

### Mark Ortmann

#### Fifth-Year Senior, Offensive Line Klein, Texas (Klein HS)

### 2009 Season

- Started at left tackle in all 11 games.
- Made 20th career start at left tackle and 24th overall starting assignment at Wisconsin.
- Offensive game captain vs. Eastern Michigan, Michigan State, Delaware State and Purdue.

### Career

- Two-year letterman and returning starter at offensive tackle.
- Started 11 games during the 2008 season.
- Played in 35 games and started 24 contests.
- Made 20 starts at left tackle, two at right tackle

and two at left guard during his career.

- Appeared in six or more games each of the previous three seasons.

### Denard Robinson

#### Freshman, Quarterback

#### Deerfield Beach, Florida (Deerfield Beach HS)

### Rushing

| Year          | GP/GS       | Att       | Yards      | Avg.       | P/G         | TD       | Long      |
|---------------|-------------|-----------|------------|------------|-------------|----------|-----------|
| 2009          | 11/1        | 59        | 320        | 5.4        | 29.1        | 5        | 43        |
| <b>Career</b> | <b>11/1</b> | <b>59</b> | <b>320</b> | <b>5.4</b> | <b>29.1</b> | <b>5</b> | <b>43</b> |

### Passing

| Year          | GP/GS       | Att/Comp.    | Pct.        | Yards      | TD       | Int.     | Long      |
|---------------|-------------|--------------|-------------|------------|----------|----------|-----------|
| 2009          | 11/1        | 27/12        | 44.4        | 185        | 2        | 4        | 38        |
| <b>Career</b> | <b>11/1</b> | <b>27/12</b> | <b>44.4</b> | <b>185</b> | <b>2</b> | <b>4</b> | <b>38</b> |

### 2009 Season

- Team's third-leading rusher with 59 carries for 320 yards.
- Second on the team with five rushing scores.
- Led team with five carries for 36 yards and completed a six-yard pass at Wisconsin.
- Played quarterback and receiver at Illinois.
- Gained 20 yards rushing vs. Penn State.
- Completed 3-of-4 passes for 85 yards and two touchdowns against Delaware State; rushed six times for 54 yards and one TD.
- Tossed first career passing TD to Kelvin Grady (38 yards) and added a 28-yard scoring pass to Martell Webb.
- Stepped in during the final two series at Iowa, leading one touchdown drive; rushed nine times for 49 yards and completed 3-of-4 passes for 30 yards.
- Scored on a three-yard run against Iowa.
- Completed 2-of-3 passes for 39 yards and had 24 rushing yards vs. Indiana.
- Scored a pair of rushing TDs vs. Eastern Michigan, scampering 13 yards and 36 yards in the second half.
- Rushed four times for 21 yards vs. Notre Dame.
- Led team with 74 rushing yards on 11 carries vs. Western Michigan.
- Scored a 43-yard TD run on his first collegiate play at quarterback vs. the Broncos.
- Completed 2-of-4 passes for 18 yards vs. WMU.

### Roy Roundtree

#### Sophomore/Freshman, Slot Receiver

#### Trotwood, Ohio (Trotwood-Madison HS)

### Receiving

| Year          | GP/GS       | No.       | Yards      | Avg.        | P/G         | TD       | Long      |
|---------------|-------------|-----------|------------|-------------|-------------|----------|-----------|
| 2009          | 10/3        | 23        | 318        | 13.8        | 31.8        | 3        | 76        |
| <b>Career</b> | <b>10/3</b> | <b>23</b> | <b>318</b> | <b>13.8</b> | <b>31.8</b> | <b>3</b> | <b>76</b> |

### 2009 Season

- Played in 10 games and started three contests at slot receiver.
- Leads team in receiving yards (318) and receiving touchdowns (three) and is tied for the lead in receptions (23).
- Has 21 receptions for 274 yards and two TDs in the past three games.
- Led team with seven receptions for 56 yards and one TD at Wisconsin.
- Caught a career-best 10 passes for 126 yards and one touchdown vs. Purdue, his first career 100-yard receiving effort.
- Led team in receptions (4) and receiving yards (92) at Illinois, his first career start at slot

- receiver.
- His 76-yard reception from Forcier at Illinois is the longest passing play of the season for the Wolverines.
- Had a 19-yard kick return vs. Delaware State.
- Played slot receiver at Iowa and against Delaware State.
- Caught game-tying touchdown at Michigan State on a nine-yard pass from Tate Forcier with two seconds left in regulation.
- Had a 35-yard reception vs. Indiana, his first career catch.
- Played slot receiver vs. Eastern Michigan.
- Made career debut vs. Western Michigan.
- From the same high school as tight end Brandon Moore and superback Michael Shaw.

**LaTerry Savoy**  
**Fifth-Year Senior, Wide Receiver**  
**Mamou, Louisiana (Mamou HS)**

**Receiving**

| Year          | GP/GS       | No.       | Yards      | Avg.        | P/G        | TD       | Long      |
|---------------|-------------|-----------|------------|-------------|------------|----------|-----------|
| 2006          | 13/0        | 0         | 7          | 0.0         | 0.6        | 0        | 0         |
| 2007          | 9/0         | 1         | 9          | 9.0         | 1.0        | 0        | 9         |
| 2008          | 11/1        | 4         | 38         | 9.5         | 3.5        | 1        | 14        |
| 2009          | 10/0        | 12        | 158        | 13.2        | 15.8       | 0        | 21        |
| <b>Career</b> | <b>43/1</b> | <b>17</b> | <b>212</b> | <b>12.5</b> | <b>4.9</b> | <b>1</b> | <b>21</b> |

- 2009 Season**
- Appeared in 10 games at wide receiver.
  - Has a career-best 12 receptions for 158 yards this season.
  - Had a six-yard catch at Wisconsin.
  - Set career-bests in receptions (3) and receiving yards (44) against Purdue.
  - Had a seven-yard reception at Illinois.
  - Made a 19-yard catch vs. Penn State.
  - Caught two passes for a career-best 40 yards vs. Delaware State (19- and 21-yard receptions).
  - Saw action at receiver against Iowa.
  - Had an eight-yard reception vs. Indiana.
  - Played receiver vs. Eastern Michigan.
  - Set career high with two reception for 23 yards vs. Notre Dame, with both catches coming on the final drive.
  - Made an 11-yard reception vs. WMU.

- Career**
- Has played in 43 career contests and made one start at wide receiver.
  - Appeared in 32 career games at wideout and contributed 17 receptions for 212 yards and one touchdown.
  - Scored first touchdown on an 11-yard reception at Purdue (Nov. 1, 2008).
  - Tallied four tackles on special teams.

**Stephen Schilling**  
**Senior/Junior, Offensive Line**  
**Bellevue, Washington (Bellevue HS)**

- 2009 Season**
- Started at left guard in all 11 games.

- Career**
- Three-year starter and team's active career leader in starts offensively.
  - Started 35 of a possible 36 career games; missed only contest due to an injury suffered in practice before 2008 Ohio State game.
  - Made 22 starts at right tackle, two starts at

- right guard and 11 assignments at left guard.
- 2007 Freshman All-American.

**Michael Shaw**  
**Sophomore, Running Back**  
**Trotwood, Ohio (Trotwood-Madison HS)**

**Rushing**

| Year          | GP/GS       | Att       | Yards      | Avg.       | P/G         | TD       | Long      |
|---------------|-------------|-----------|------------|------------|-------------|----------|-----------|
| 2008          | 10/2        | 42        | 215        | 5.1        | 21.5        | 0        | 48        |
| 2009          | 8/2         | 35        | 178        | 5.1        | 22.2        | 2        | 22        |
| <b>Career</b> | <b>18/4</b> | <b>77</b> | <b>393</b> | <b>5.1</b> | <b>21.8</b> | <b>2</b> | <b>48</b> |

- 2009 Season**
- Played in eight games and started two contests at superback.
  - Gained 178 yards on 35 carries this season.
  - Scored rushing touchdowns against Delaware State and Eastern Michigan.
  - Had an 11-yard reception and played special teams against Penn State.
  - Set career high with 73 rushing yards on nine attempts and scored one TD vs. Delaware State.
  - Carried four times for 17 yards at Iowa.
  - Had two carries for five yards vs. Indiana.
  - Rushed nine times for 53 yards and one touchdown vs. Eastern Michigan.
  - Carried the ball seven times for 34 yards against Western Michigan.

- Career**
- Appeared in 10 games as a true freshman in 2008 and made two starting assignments.
  - Team's third-leading rusher in 2008, rushing 42 times for 215 yards and added six receptions for 32 yards and one TD.
  - Scored team's first points of the 2008 season on an eight-yard touchdown pass from Nick Sheridan against Utah.

**Nick Sheridan**  
**Senior/Junior, Quarterback**  
**Saline, Michigan (Saline HS)**


| Year          | GP/GS       | Att/Comp.     | Pct.        | Yards      | TD       | Int.     | Long      |
|---------------|-------------|---------------|-------------|------------|----------|----------|-----------|
| 2007          | 2/0         | 0/0           | 0.0         | 0          | 0        | 0        | 0         |
| 2008          | 8/4         | 137/63        | 46.0        | 613        | 2        | 5        | 45        |
| 2009          | 2/0         | 11/7          | 63.6        | 88         | 0        | 1        | 19        |
| <b>Career</b> | <b>13/4</b> | <b>148/70</b> | <b>47.3</b> | <b>701</b> | <b>2</b> | <b>6</b> | <b>45</b> |

- 2009 Season**
- Played in two games at quarterback.
  - Completed 7-of-9 passes for 88 yards vs. Delaware State.

- Career**
- Made first career start in 2008 opener vs. Utah, completing 11-of-19 passes for 98 yards and one touchdown.
  - Completed 18-of-30 passes for a career-best 203 yards and tossed one TD at Minnesota; also rushed eight times for 33 yards.
  - Father (Bill) is the defensive coordinator for the New York Giants.

**WOLVERINE BITES**

**DARRYL STONUM**



- Holds Michigan season records for kick returns (36) and yards (938).
- His 26.0-yard career average per return is third all-time at Michigan.
- Sixth in the Big Ten and 33rd nationally in kick returns (26.1-yard average).
- Seventh in the Big Ten and 95th nationally in all-purpose yards (102.5 avg.).
- Returned five kickoffs for 158 yards vs. Purdue, with a 54- and 55-yard return that led to scoring drives.
- Had a 94-yard kickoff return for a touchdown against Notre Dame.
- His 218 kickoff return yards against Indiana set a Michigan Stadium record and is the second best single-game effort in school history.
- Leads team with 26 plays of 20 yards or more (24 kick returns and two receptions), including nine plays of 30 yards or better.
- Led team with 97 receiving yards on five catches at Michigan State, both career highs; caught a 60-yard TD pass from Tate Forcier in the fourth quarter.

**U-M's Season Kickoff Return Yardage List**

| Player            | Yards | Year |
|-------------------|-------|------|
| 1. Darryl Stonum  | 938   | 2009 |
| 2. Steve Breaston | 689   | 2004 |
| 3. Steve Breaston | 646   | 2005 |

**U-M's Season Kickoff Return List**

| Player            | No. | Year |
|-------------------|-----|------|
| 1. Darryl Stonum  | 36  | 2009 |
| 2. Steve Breaston | 28  | 2004 |
| 3. Ron Johnson    | 26  | 1967 |
| Jeremy LeSueur    | 26  | 2002 |

## WOLVERINE BITES

### ZOLTAN MESKO

- Leads the Big Ten and is sixth nationally in punting (44.7 avg.).
- Ray Guy Award semifinalist.
- Named to 2009 Allstate AFCA Good Works Team.
- One of 10 finalists for the 2009 Lowes Senior CLASS Award.
- Finalist for the 2009 Danny Wuerffel Trophy.
- 2009 CoSIDA Academic All-District IV first team.
- Was a semifinalist by the National Football Foundation for the William V. Campbell Trophy honoring a college senior who excels on the field, in the community and in the classroom.
- Second among active players nationally in both punts and yardage.
- Became U-M's all-time career leader in both punts and punting yardage in the Western Michigan game.
- Set a career-high with a 53.8-yard average at Iowa; it's the second-best single-game average in school history.
- Four of his five punts against the Hawkeyes were 50 yards or better (53, 52, 61, 55).
- Averaged 48.1 yards on seven punts against Indiana with a 59-yard boot.
- Averaged 47.2 yards on five punts against the Broncos with a 66-yard bomb.
- 2009 Playboy Magazine All-American.
- 2008 Ray Guy Award semifinalist.
- 2008 All-Big Ten first team selection by coaches and media.
- In 2008, led the Big Ten and ranked 19th nationally in punting average (42.95).
- Dropped 75 punts inside the opposition's 20-yard line during his career.
- Academic All-American candidate.
- Three-time Academic All-Big Ten (2006-08).



#### Career Punts

| Player           | Punts | Years   |
|------------------|-------|---------|
| 1. Zoltan Mesko  | 246   | 2006-09 |
| 2. Don Bracken   | 203   | 1980-83 |
| 3. Monte Robbins | 200   | 1984-87 |

#### Career Punting Yards

| Player           | Yards  | Years   |
|------------------|--------|---------|
| 1. Zoltan Mesko  | 10,445 | 2006-09 |
| 2. Monte Robbins | 8,562  | 1984-87 |
| 3. Don Bracken   | 8,273  | 1980-83 |

#### Career Punting Average (Min. 75 punts)

| Player           | Avg. | Years   |
|------------------|------|---------|
| 1. Monte Robbins | 42.8 | 1984-87 |
| 2. Zoltan Mesko  | 42.5 | 2006-08 |
| Adam Finley      | 41.9 | 2001-04 |

### Vincent Smith Freshman, Running Back Pahokee, Florida (Pahokee)

#### Rushing

| Year          | GP/GS      | Att       | Yards      | Avg.       | P/G         | TD       | Long      |
|---------------|------------|-----------|------------|------------|-------------|----------|-----------|
| 2009          | 8/0        | 40        | 244        | 6.1        | 30.5        | 1        | 37        |
| <b>Career</b> | <b>8/0</b> | <b>40</b> | <b>244</b> | <b>6.1</b> | <b>30.5</b> | <b>1</b> | <b>37</b> |

#### Receiving

| Year          | GP/GS      | No.      | Yards     | Avg.       | P/G        | TD       | Long      |
|---------------|------------|----------|-----------|------------|------------|----------|-----------|
| 2007          | 8/0        | 7        | 54        | 7.7        | 6.8        | 1        | 21        |
| <b>Career</b> | <b>8/0</b> | <b>7</b> | <b>54</b> | <b>7.7</b> | <b>6.8</b> | <b>1</b> | <b>21</b> |

#### 2009 Season

- Appeared in eight games at superback.
- Led team with 82 offensive yards at Wisconsin, rushing eight times for 28 yards and collecting seven receptions for 54 yards and one TD.
- Scored first career receiving touchdown on a 21-yard swing pass against the Badgers, his first career reception.
- Rushed three times for 12 yards vs. Purdue.
- Carried the ball three times at Illinois.
- Set career highs with 17 rushing attempts for 166 yards and one touchdown vs. Delaware St.
- Had a two-yard run at Iowa.
- Gained 10 yards on two carries vs. Eastern Michigan.
- Made career debut vs. Western Michigan, rushing six times for 23 yards.

### Darryl Stonum Sophomore, Wide Receiver Stafford, Texas (Dulles HS)

#### Receiving

| Year          | GP/GS        | No.       | Yards      | Avg.        | P/G         | TD       | Long      |
|---------------|--------------|-----------|------------|-------------|-------------|----------|-----------|
| 2008          | 11/10        | 14        | 176        | 12.6        | 16.0        | 1        | 51        |
| 2009          | 11/3         | 12        | 189        | 15.8        | 17.2        | 1        | 60        |
| <b>Career</b> | <b>22/13</b> | <b>26</b> | <b>365</b> | <b>14.0</b> | <b>16.6</b> | <b>2</b> | <b>60</b> |

#### Kick Returns

| Year          | GP        | No.       | Yards      | Avg.        | P/G         | TD       | Long      |
|---------------|-----------|-----------|------------|-------------|-------------|----------|-----------|
| 2008          | 1         | 1         | 24         | 24.0        | 24.0        | 0        | 24        |
| 2009          | 11        | 36        | 938        | 26.1        | 85.3        | 1        | 94        |
| <b>Career</b> | <b>12</b> | <b>37</b> | <b>962</b> | <b>26.0</b> | <b>80.2</b> | <b>1</b> | <b>94</b> |

#### 2009 Season

- Sixth on the team in receptions (12) and receiving yards (189) and scored one receiving touchdown.
- Had six kick returns for 135 yards at Wisconsin.
- Returned five kick returns for 158 yards and played wideout vs. Purdue; set U-M's season kickoff return marks against the Boilermakers.
- Played wide receiver and returned two kickoffs for 32 yards at Illinois.
- Had 100 all-purpose yards at Iowa.
- Led team with 97 receiving yards on five receptions at Michigan State; had a 60-yard receiving TD in the fourth quarter.
- Returned seven kickoffs for 218 yards and played receiver vs. Indiana.
- Had a 10-yard catch and returned three kickoffs for 60 yards against Eastern Michigan.
- Big Ten Special Teams Player of the Week following performance vs. Notre Dame.
- Returned kickoff 94 yards for a touchdown during the first quarter against the Irish; batted down a Forcier punt at the four-yard line.
- Set then career high with four catches for 54 yards vs. Notre Dame.

- Played wide receiver and special teams vs. Western Michigan.

#### Career

- Returning starter at wide receiver.
- Gained 61 yards on two catches and scored first career TD at Purdue last season.
- Crossed the goal line on a 51-yard catch-and-run in the second quarter against the Boilermakers.
- High school teammate of U-M linebacker Brandon Herron and safety Troy Woolfolk.

### Martell Webb Junior, Tight End Pontiac, Michigan (Pontiac Northern HS)

#### Receiving

| Year          | GP/GS       | No.      | Yards     | Avg.        | P/G        | TD       | Long      |
|---------------|-------------|----------|-----------|-------------|------------|----------|-----------|
| 2007          | 10/0        | 0        | 0         | 0.0         | 0.0        | 0        | 0         |
| 2008          | 3/0         | 0        | 0         | 0.0         | 0.0        | 0        | 0         |
| 2009          | 11/0        | 3        | 38        | 12.7        | 3.5        | 1        | 28        |
| <b>Career</b> | <b>24/0</b> | <b>3</b> | <b>38</b> | <b>12.7</b> | <b>1.6</b> | <b>1</b> | <b>28</b> |

#### 2009 Season

- Played tight end in all 11 games.
- Caught a career-best three passes for 38 yards and scored one touchdown this season.
- Had a six-yard reception vs. Penn State.
- Scored first career touchdown on a 28-yard pass from Denard Robinson against Delaware State; longest reception in his career.
- Saw action at tight end and on special teams against Iowa and Delaware State.
- Made first career reception vs. Eastern Michigan, collecting a four-yard pass.

#### Career

- Appeared in 15 career games at tight end.
- Played in 24 career contests.
- Contributed three career special teams tackles.
- Holds tight end marks in the bench, 225 test, squat and pro agility.

**DEFENSE**

- Michigan is ninth in the Big Ten and 84th nationally in scoring defense (28.1 avg.).
- Michigan is ninth in the Big Ten in red zone defense, allowing 37 scores in 42 trips inside the 20-yard line (23 TDs, 14 FG).
- Michigan is sixth in the Big Ten and 56th in the NCAA in opponent third-down conversion percentage (38.1 pct.).
- U-M's tackles for loss are tied for 23rd in the nation with 7.00 per contest.
- The Wolverines have forced 15 turnovers by the opposition (10 interceptions, 5 fumbles) - 9th-best in the conference.

**Greg Banks**

**Senior/Junior, Defensive Tackle**  
**Denver, Colorado (Montbello HS)**

| Year          | GP/GS       | S-A-TT        | TFL          | Sacks      | Int.       | FF-FR      | PBU      |
|---------------|-------------|---------------|--------------|------------|------------|------------|----------|
| 2007          | 11/0        | 4-3-7         | 0-0          | 0-0        | 0-0        | 0-0        | 0        |
| 2008          | 8/0         | 2-4-6         | 0.5-1        | 0-0        | 0-0        | 0-0        | 0        |
| 2009          | 9/0         | 3-1-5         | 1-6          | 0-0        | 0-0        | 0-0        | 0        |
| <b>Career</b> | <b>28/0</b> | <b>9-8-17</b> | <b>1.5-7</b> | <b>0-0</b> | <b>0-0</b> | <b>0-0</b> | <b>0</b> |

**Career**

- Plays defense end and special teams.
- Tied a career-best with two stops against Delaware State (matching a 2007 performance against Eastern Michigan).

**Stevie Brown**

**Senior, Linebacker**  
**Columbus, Indiana (Columbus East HS)**

| Year          | GP/GS        | S-A-TT            | TFL           | Sacks       | Int.         | FF-FR      | PBU       |
|---------------|--------------|-------------------|---------------|-------------|--------------|------------|-----------|
| 2006          | 13/0         | 9-5-14            | 0-0           | 0-0         | 0-0          | 0-0        | 0         |
| 2007          | 13/1         | 11-17-28          | 0-0           | 0-0         | 1-26         | 1-2        | 2         |
| 2008          | 12/12        | 40-24-64          | 1.5-17        | 1-17        | 2-59         | 2-1        | 5         |
| 2009          | 11/11        | 42-31-73          | 8-29          | 1-8         | 1-18         | 1-0        | 3         |
| <b>Career</b> | <b>49/24</b> | <b>102-77-179</b> | <b>9.5-46</b> | <b>2-25</b> | <b>4-103</b> | <b>4-3</b> | <b>10</b> |

**2009 Season**

- Set a new high with nine tackles in back-to-back games vs. Michigan State and Indiana. Also had nine tackles vs. Purdue and Wisconsin.
- Leads the team and tied for T-19th in the Big Ten in tackles (73 total, 6.6 avg.).
- Second on the team in tackles for loss (8).
- Had his first sack of the season vs. Illinois.

**2009 Highlight Performances**

| Opponent       | S-A-TT | TFL | Sacks | Int. | FF-FR | PBU |
|----------------|--------|-----|-------|------|-------|-----|
| Michigan State | 5-4-9  | 1-1 | 0-0   | 1-18 | 0-0   | 0   |

• Tied a career high with nine tackles and recorded is first interception of the year.

**Career**

- Returning starter on defense; moving from safety to hybrid linebacker position.
- Started the last 24 games.
- Has 35 career special teams tackles.

**Obi Ezeh**

**Senior/Junior, Linebacker**  
**Grand Rapids, Michigan (Catholic Central HS)**

| Year          | GP/GS        | S-A-TT             | TFL          | Sacks       | Int.        | FF-FR      | PBU      |
|---------------|--------------|--------------------|--------------|-------------|-------------|------------|----------|
| 2007          | 13/10        | 33-35-68           | 4-18         | 2-14        | 1-6         | 1-0        | 3        |
| 2008          | 12/12        | 59-39-98           | 7-27         | 1-7         | 1-18        | 0-1        | 3        |
| 2009          | 11/9         | 28-42-70           | 5-8          | 0-0         | 0-0         | 1-1        | 2        |
| <b>Career</b> | <b>36/31</b> | <b>120-116-236</b> | <b>16-53</b> | <b>3-21</b> | <b>2-24</b> | <b>2-2</b> | <b>8</b> |

**2009 Season**

- Reached the 200 tackle mark in his career with a 10-stop performance vs. Indiana.
- Second on the team in tackles (69), 24th in the Big Ten in tackles per game (6.3).

**2009 Highlight Performances**

| Opponent     | S-A-TT | TFL   | Sacks | Int. | FF-FR | PBU |
|--------------|--------|-------|-------|------|-------|-----|
| Western Mich | 4-4-8  | 1.5-3 | 0-0   | 0-0  | 1-0   | 1   |

• Led the team with eight tackles, forcing a fumble and breaking up a pass.

| Opponent       | S-A-TT | TFL   | Sacks | Int. | FF-FR | PBU |
|----------------|--------|-------|-------|------|-------|-----|
| Michigan State | 6-8-14 | 0.5-0 | 0-0   | 0-0  | 0-1   | 0   |

• Had a season-high 14 tackles and recorded a fumble in the fourth quarter.

**Career**

- Team's active career leader in tackles.
- 2008 All-Big Ten honorable mention.
- 2007 Freshman All-America.
- Recorded 10 or more stops in eight games.
- Set career high with 15 tackles against Utah and Illinois in 2008.

**J.B. Fitzgerald**

**Sophomore, Linebacker**  
**Princeton Junction, N.J. (W. Windsor Plainsboro HS)**

| Year          | GP/GS       | S-A-TT          | TFL        | Sacks      | Int.       | FF-FR      | PBU      |
|---------------|-------------|-----------------|------------|------------|------------|------------|----------|
| 2008          | 12/0        | 3-5-8           | 0-0        | 0-0        | 0-0        | 0-0        | 0        |
| 2009          | 11/0        | 9-5-14          | 3-7        | 0-0        | 0-0        | 0-0        | 0        |
| <b>Career</b> | <b>23/0</b> | <b>12-10-22</b> | <b>3-7</b> | <b>0-0</b> | <b>0-0</b> | <b>0-0</b> | <b>0</b> |

**2009**

- Career best five tackles vs. Delaware State and Purdue.
- Tied for fourth on the team with five special teams stops.

**Career**

- 2008 U-M Athletic Academic Achievement.
- Tallied six of his 10 stops on special teams during the 2008 season.
- 2007 Gatorade Player of the Year for the state of New Jersey.

**J.T. Floyd**

**Sophomore/Freshman, Cornerback**  
**Greenville, South Carolina (J.L. Mann HS)**

| Year          | GP/GS      | S-A-TT         | TFL        | Sacks      | Int.       | FF-FR      | PBU      |
|---------------|------------|----------------|------------|------------|------------|------------|----------|
| 2009          | 7/1        | 11-1-12        | 0-0        | 0-0        | 0-0        | 0-0        | 1        |
| <b>Career</b> | <b>7/1</b> | <b>11-1-12</b> | <b>0-0</b> | <b>0-0</b> | <b>0-0</b> | <b>0-0</b> | <b>1</b> |

**2009 Season**

- Made career debut vs. Western Michigan, contributing three solo stops from the backup cornerback spot.
- | Opponent       | S-A-TT | TFL | Sacks | Int. | FF-FR | PBU |
|----------------|--------|-----|-------|------|-------|-----|
| Michigan State | 4-0-4  | 0-0 | 0-0   | 0-0  | 0-0   | 1   |
- In first career start, tied a career high with four tackles and posted first PBU.

**SPECIAL TEAMS TACKLES**

| Player          | Solo | Asst. | Total | FF | FR |
|-----------------|------|-------|-------|----|----|
| Kevin Leach     | 5    | 4     | 9     | 0  | 0  |
| Brandon Smith   | 6    | 2     | 8     | 1* | 0  |
| James Rogers    | 6    | 1     | 7     | 0  | 0  |
| J.B. Fitzgerald | 2    | 3     | 5     | 0  | 0  |
| Zach Johnson    | 3    | 2     | 5     | 0  | 0  |
| Bryan Wright    | 4    | 1     | 5     | 0  | 0  |
| Stevie Brown    | 3    | 1     | 4     | 0  | 0  |
| John Conover    | 3    | 1     | 4     | 0  | 0  |
| Kenny Demens    | 1    | 2     | 3     | 0  | 0  |
| Mike Jones      | 2    | 1     | 3     | 0  | 0  |
| Teric Jones     | 2    | 1     | 3     | 0  | 0  |
| Jordan Kovacs   | 3    | 0     | 3     | 0  | 0  |
| Floyd Simmons   | 2    | 1     | 3     | 0  | 0  |
| Troy Woolfolk   | 3    | 0     | 3     | 0  | 0  |
| Tony Anderson   | 0    | 2     | 2     | 0  | 0  |
| Mark Moundros   | 1    | 1     | 2     | 0  | 0  |
| Tim North       | 1    | 0     | 1     | 0  | 0  |
| Tom Pomarico    | 1    | 0     | 1     | 0  | 0  |
| Roy Roundtree   | 1    | 0     | 1     | 0  | 0  |
| Ryan Van Bergen | 1    | 0     | 1     | 0  | 0  |
| Brandon Graham  | 0    | 0     | 0     | 2* | 0  |

\* blocked punt

**GAME-BY-GAME CAPTAINS**

- W. Michigan:** C. Brown, Graham, Mesko, Ortmann
- Notre Dame:** S. Brown, Kev. Grady, Moosman, North
- E. Michigan:** Conover, Graham, Olesnavage, Savoy
- Indiana:** S. Brown, Cone, Mathews, Mesko
- Michigan State:** Kev. Grady, Graham, Minor, Ortmann
- Iowa:** S. Brown, McAvoy, Moosman, North
- Delaware State:** Graham, Olesnavage, Opong-Owusu, Ortmann
- Penn State:** C. Brown, S. Brown, Mesko, Moosman
- Illinois:** Grady, Graham, Mathews, McAvoy
- Purdue:** S. Brown, North, Ortmann, Reyes
- Wisconsin:** S. Brown, Graham, Mathews, Mesko

# GAME NOTES

## ROSTER FACTS

- A total of 10 true freshmen have played this season: Will Campbell, Vladimir Emilien, Tate Forcier, Brandin Hawthorne, Mike Jones, Teric Jones, Denard Robinson, Craig Roh, Vincent Smith, Je'Ron Stokes.
- 84 of the 122 players (69%) on Michigan's roster are freshmen or sophomore eligible.
- The Wolverines' senior class consists of 16 players that will finish their careers this season.
- Michigan's 2009 roster is represented by 20 different states and Canada.
- The national spread of Michigan's roster is as far east as Massachusetts, New York and New Jersey and stretches across the country to California and Washington. It reaches the southernmost border of the U.S., with players coming from Florida, Louisiana, Texas, and Arizona.
- The Wolverines have players from all nine of the most populous states in the country and from 15 of the top 16 states (North Carolina is the only state in the top 16 not represented).
- 55 players hail from the state of Michigan.
- U-M has a total of 51 walk-on players on the roster and 30 of those individuals have played this season.

## HIGH SCHOOL TEAMMATES

- Brother Rice HS, Detroit, Mich.** -- Zac Ciullo, Jareth Glanda & Paul Gyarmati
- Cass Technical HS, Detroit, Mich.** -- William Campbell, Thomas Gordon & Teric Jones
- Chaparral HS, Scottsdale, Ariz.** -- Taylor Lewan & Craig Roh
- Crockett Technical HS, Detroit, Mich.** -- Brandon Graham & Floyd Simmons
- Detroit Catholic Central HS, Northville, Mich.** -- Jon Conover, Mike Martin & Scott Schrimsher
- Dulles HS, Sugar Land, Texas** -- Brandon Herron, Troy Woolfolk & Darryl Stonum
- Edgewater HS, Orlando, Fla.** -- Greg Mathews & Mike Jones
- Grand Rapids Catholic Central HS, Grand Rapids, Mich.** -- Obi Ezeh, Mark Huyge & Kevin Leach
- Grand Rapids East HS, Grand Rapids, Mich.** -- Kevin & Kelvin Grady
- Inkster HS, Inkster, Mich.** -- Cameron Gordon & Dominique Ware
- Klein HS, Klein, Texas** -- Mark Ortmann & Terrence Robinson
- Liberty HS, Youngstown, Ohio** -- Isaiah Bell & Fitzgerald Toussaint
- North Farmington HS, North Farmington, Mich.** -- Jon Bills & Mark Moundros
- Pahokee HS, Pahokee, Fla.** -- Martavious Odoms, Brandin Hawthorne & Vincent Smith
- Pioneer HS, Ann Arbor, Mich.** -- Patrick Collins, Nader Furrha, Rusheed Furrha, Will Heininger & Mike Therman
- Trotwood-Madison HS, Trotwood, Ohio** -- Brandon Moore, Roy Roundtree & Michael Shaw

## INTERNATIONAL PLAYER

Renaldo Sagasse (Montreal, Canada)

## GRADUATE SCHOOL STUDENTS

Zoltan Mesko, David Moosman, Tim North, Jason Olesnavage

## Brandon Graham Senior, Defensive End

### Detroit, Michigan (Crockett Technical HS)

| Year          | GP/GS        | S-A-TT           | TFL           | Sacks           | Int.       | FF-FR      | PBU      |
|---------------|--------------|------------------|---------------|-----------------|------------|------------|----------|
| 2006          | 11/0         | 1-2-3            | 0.5-3         | 0.5-3           | 0-0        | 1-0        | 0        |
| 2007          | 13/5         | 13-12-25         | 9.5-55        | 8.5-54          | 0-0        | 3-2        | 1        |
| 2008          | 11/11        | 29-17-46         | 20-97         | 10-64           | 0-0        | 2-0        | 0        |
| 2009          | 11/11        | 36-21-55         | 21-85         | 8.5-66          | 0-0        | 2-1        | 2        |
| <b>Career</b> | <b>46/27</b> | <b>79-52-129</b> | <b>51-239</b> | <b>27.5-186</b> | <b>0-0</b> | <b>7-3</b> | <b>3</b> |

### 2009

- Has eight and a half sacks in Big Ten play.
- Leads the team in tackles for loss (21) and is fourth in the country in tackles for loss per game (1.91).
- Tied for second in the Big Ten and tied for 24th in the nation in sacks (8.5).
- Had two sacks and ran a blocked punt back for his first collegiate TD vs. Delaware State.
- Blocked a punt in consecutive games vs. Penn State and Illinois.

### 2009 Highlight Performances

| Opponent | S-A-TT | TFL  | Sacks | Int. | FF-FR | PBU |
|----------|--------|------|-------|------|-------|-----|
| Iowa     | 6-5-11 | 4-28 | 2-25  | 0-0  | 1-0   | 0   |

- Career-best 11 tackles and career-high six solo stops, recording two sacks and forcing a fumble that led to a defensive touchdown.

| Opponent       | S-A-TT | TFL | Sacks | Int. | FF-FR | PBU |
|----------------|--------|-----|-------|------|-------|-----|
| Michigan State | 4-0-4  | 2-5 | 1-4   | 0-0  | 1-0   | 0   |

- Registered his first sack of the year (20th of his career), forcing a fumble and a turnover on the play.

### Career

- Voted Bo Schembechler MVP of the 2008 team.
- 2008 All-Big Ten second team selection by the coaches and media.
- Second in career sacks at U-M with 27.5.
- Second in U-M history with seven career forced fumbles.
- Big Ten's active career leader in sacks and tackles for loss.
- 40 percent of his stops have come behind the line of scrimmage.
- Holds team strength and conditioning records for bench (485), hang clean (410) and power clean (405).

## Will Heininger

### Junior/Sophomore, Defensive End

#### Ann Arbor, Michigan (Pioneer HS)

| Year          | GP/GS       | S-A-TT        | TFL          | Sacks        | Int.       | FF-FR      | PBU      |
|---------------|-------------|---------------|--------------|--------------|------------|------------|----------|
| 2009          | 11/0        | 2-8-10        | 0.5-3        | 0.5-3        | 0-0        | 0-0        | 1        |
| <b>Career</b> | <b>11/0</b> | <b>2-8-10</b> | <b>0.5-3</b> | <b>0.5-3</b> | <b>0-0</b> | <b>0-0</b> | <b>0</b> |

### 2009

- First career PBU vs. Delaware State.
- Career high three tackles vs. Penn State.

### 2009 Highlight Performances

| Opponent     | S-A-TT | TFL   | Sacks | Int. | FF-FR | PBU |
|--------------|--------|-------|-------|------|-------|-----|
| Eastern Mich | 0-2-2  | 0.5-3 | 0.5-3 | 0-0  | 0-0   | 0   |

- Had a then-career-best two tackles and his first collegiate sack.

### Career

- 2008 Academic All-Big Ten Conference.
- One of three 2008 Big Ten Distinguished Scholars on the football team.

- Appeared in five games on special teams during the 2008 season.
- Had a 2009 summer internship with the Palace Sports and Entertainment Group.

## Brandon Herron

### Junior/Sophomore, Outside Linebacker

#### Stafford, Texas (Dulles HS)

| Year          | GP/GS       | S-A-TT          | TFL          | Sacks      | Int.       | FF-FR      | PBU      |
|---------------|-------------|-----------------|--------------|------------|------------|------------|----------|
| 2008          | 12/0        | 4-3-7           | 0-0          | 0-0        | 0-0        | 0-0        | 0        |
| 2009          | 10/0        | 7-12-19         | 0.5-1        | 0-0        | 0-0        | 0-1        | 0        |
| <b>Career</b> | <b>22/0</b> | <b>11-15-26</b> | <b>0.5-1</b> | <b>0-0</b> | <b>0-0</b> | <b>0-1</b> | <b>0</b> |

### 2009 Highlight Performances

| Opponent     | S-A-TT | TFL   | Sacks | Int. | FF-FR | PBU |
|--------------|--------|-------|-------|------|-------|-----|
| Western Mich | 2-3-5  | 0.5-1 | 0-0   | 0-0  | 0-1   | 0   |

- Had a career-best five tackles, including his first for loss, while recovering a fumble.

### Career

- Contributed seven special teams tackles in 12 games of action in 2008.
- Holds four strength and conditioning marks for linebackers: vertical jump, squat, power clean and 40-yard dash.
- Attended same high school as Wolverine safety Troy Woolfolk and wide receiver Daryl Stonum.

## Jordan Kovacs

### Sophomore/Freshman, Safety

#### Curtice, Ohio (Clay HS)

| Year          | GP/GS       | S-A-TT          | TFL         | Sacks      | Int.       | FF-FR      | PBU      |
|---------------|-------------|-----------------|-------------|------------|------------|------------|----------|
| 2009          | 11/7        | 36-30-66        | 4.5-10      | 0-0        | 1-0        | 2-0        | 0        |
| <b>Career</b> | <b>11/7</b> | <b>36-30-66</b> | <b>4-10</b> | <b>0-0</b> | <b>1-0</b> | <b>2-0</b> | <b>0</b> |

### 2009 Season

- Earned his first career start vs. Indiana, replacing injured Mike Williams at safety.
- Tied on the team and tied for 28th in the Big Ten with 66 tackles (6.0 per game).

### 2009 Highlight Performances

| Opponent       | S-A-TT  | TFL   | Sacks | Int. | FF-FR | PBU |
|----------------|---------|-------|-------|------|-------|-----|
| Michigan State | 7-10-17 | 2.5-8 | 0-0   | 0-0  | 1-0   | 0   |

- Had a career-best 17 tackles and forced his first collegiate fumble.

| Opponent  | S-A-TT | TFL | Sacks | Int. | FF-FR | PBU |
|-----------|--------|-----|-------|------|-------|-----|
| Wisconsin | 8-2-10 | 0-0 | 0-0   | 1-0  | 1-0   | 0   |

- Had 10 tackles and his first career interception.

### Career

- Father, Louis, was a defensive back for U-M in the early 1980s (lettered in 1982).

## Kevin Leach

### Junior/Sophomore, Linebacker

#### Kentwood, Michigan (Grand Rapids Central)

| Year          | GP/GS       | S-A-TT          | TFL          | Sacks      | Int.       | FF-FR      | PBU      |
|---------------|-------------|-----------------|--------------|------------|------------|------------|----------|
| 2008          | 6/0         | 0-2-2           | 0-0          | 0-0        | 0-0        | 0-2        | 0        |
| 2009          | 11/3        | 12-25-37        | 1.5-9        | 1-9        | 1-0        | 0-0        | 0        |
| <b>Career</b> | <b>17/3</b> | <b>12-27-39</b> | <b>1.5-9</b> | <b>1-9</b> | <b>1-0</b> | <b>0-2</b> | <b>0</b> |

### 2009 Season

- Leads the team with nine special teams tackles.
- Earned his first career start in place of suspended Wolverine Jonas Mouton, leading the team with a career-best 10 tackles.
- First collegiate interception vs. Purdue.

**2009 Highlight Performances**

| Opponent | S-A-TT | TFL | Sacks | Int. | FF-FR | PBU |
|----------|--------|-----|-------|------|-------|-----|
| Illinois | 3-8-11 | 1-9 | 1-9   | 0-0  | 0-0   | 0   |

• Had a career-best 11 tackles in his second career start, also recording his first collegiate sack.

**Mike Martin**  
**Sophomore, Defensive Tackle**

**Redford, Michigan (Catholic Central HS)**

| Year          | GP/GS        | S-A-TT          | TFL          | Sacks       | Int.       | FF-FR      | PBU      |
|---------------|--------------|-----------------|--------------|-------------|------------|------------|----------|
| 2008          | 12/0         | 9-11-20         | 4.5-19       | 2-15        | 0-0        | 0-0        | 0        |
| 2009          | 11/11        | 19-27-46        | 7.5-21       | 1-3         | 0-0        | 1-0        | 0        |
| <b>Career</b> | <b>22/10</b> | <b>28-38-66</b> | <b>12-40</b> | <b>3-18</b> | <b>0-0</b> | <b>1-0</b> | <b>0</b> |

**2009 Season**

- Posted a career best 10 tackles vs. Wisconsin.
- Equaled his season-high tackles for 2008 in just six contests, registering six solo stops and 14 assists for 20 total tackles.
- First career forced fumble vs. Purdue.

**2009 Highlight Performances**

| Opponent     | S-A-TT | TFL | Sacks | Int. | FF-FR | PBU |
|--------------|--------|-----|-------|------|-------|-----|
| Western Mich | 1-2-3  | 1-3 | 1-3   | 0-0  | 0-0   | 0   |

**Career**

- 2008 Sporting News All-Freshman second team and Phil Steele's All-Freshman third team.
- Led all U-M freshmen with 20 tackles, 4.5 TFLs and two sacks in 2008.
- Holds three strength and conditioning records for defensive linemen.
- Set team record with 30 reps of 225 pounds.

**Jonas Mouton**  
**Senior/Junior, Linebacker**

**Los Angeles, California (Venice HS)**

| Year          | GP/GS        | S-A-TT           | TFL           | Sacks      | Int.       | FF-FR      | PBU      |
|---------------|--------------|------------------|---------------|------------|------------|------------|----------|
| 2007          | 9/0          | 2-3-5            | 0-0           | 0-0        | 0-0        | 0-0        | 0        |
| 2008          | 12/11        | 36-40-76         | 6.5-16        | 1-7        | 0-0        | 0-0        | 0        |
| 2009          | 10/10        | 24-31-54         | 3-7           | 0-0        | 1-0        | 0-1        | 2        |
| <b>Career</b> | <b>31/21</b> | <b>62-74-136</b> | <b>9.5-23</b> | <b>1-7</b> | <b>1-0</b> | <b>0-1</b> | <b>2</b> |

**2009 Season**

- Seventh on the team and tied for 37th in the Big Ten in tackles (55).
- Recorded his first career interception against Western Michigan and first career fumble recovery vs. Notre Dame.
- Sat out Eastern Michigan contest due to suspension.

**2009 Highlight Performances**

| Opponent     | S-A-TT | TFL | Sacks | Int. | FF-FR | PBU |
|--------------|--------|-----|-------|------|-------|-----|
| Western Mich | 1-5-6  | 0-0 | 0-0   | 1-0  | 0-0   | 0   |

- First career interception.
- | Opponent | S-A-TT | TFL   | Sacks | Int. | FF-FR | PBU |
|----------|--------|-------|-------|------|-------|-----|
| Indiana  | 5-6-11 | 0.5-1 | 0-0   | 0-0  | 0-0   | 0   |
- In his return after suspension, led the team with 11 tackles, tying a career best.

**Career**

- Has three career double-digit tackle efforts.
- Started final 11 games of 2008 season and finished as the team's second-leading tackler.

**Tim North**  
**Fifth-Year Senior, Defensive End**

**Linden, Michigan (Linden HS)**

**2009 Season**

- Saw action in all 11 games, playing nose tackle

vs. Western Michigan and Delaware State.  
• Played defensive end at Wisconsin.

**Career**

- Played in 32 career games on special teams.
- Two-time Academic All-Big Ten (2007-08).
- Four-time U-M Athletic Academic Achievement (2005-08).
- Forced a fumble on punt coverage that led to team's first points of the season vs. Utah in 2008.
- Made one special teams tackle against Purdue during 2007 season.

**Adam Patterson**  
**Senior/Junior, Defensive End**

**Columbia, S.C. (Richland Northeast HS)**  
**2009 Season**

- Saw action at defensive end vs. Western, Eastern Michigan and Delaware State.

**Career**

- Challenging for starting role at defensive end.
- Has appeared in 24 contests during his career.
- Made seven tackles, one sack and forced one fumble in his career.

**James Rogers**  
**Junior, Cornerback**

**Madison Heights, Michigan (Lamphere HS)**  
**2009 Season**

- Tied for third on the team with seven special teams tackles this season.
- Switched from receiver to cornerback prior to the Delaware State game.
- Appeared at cornerback vs. Delaware State.
- Saw special teams action vs. Indiana, Michigan State, Iowa, Illinois, Purdue and Wisconsin.
- Contributed three special teams tackles against the Hawkeyes.
- Played on special teams and at wide receiver in WMU, Notre Dame and EMU games.

**Career**

- Played in 32 career games and started two games at wide receiver.
- Made three receptions for 64 yards and contributed 11 special teams tackles in career.
- Posted two special teams stops in comeback win against Wisconsin in 2008.
- Holds program records in the 300-yard shuttle and pro agility.

**Craig Roh**  
**Freshman, Outside Linebacker**

**Scottsdale, Arizona (Chaparral HS)**

| Year          | GP/GS        | S-A-TT          | TFL           | Sacks       | Int.       | FF-FR      | PBU      |
|---------------|--------------|-----------------|---------------|-------------|------------|------------|----------|
| 2009          | 11/11        | 15-15-30        | 5.5-19        | 2-12        | 1-0        | 0-0        | 2        |
| <b>Career</b> | <b>11/11</b> | <b>15-15-30</b> | <b>5.5-19</b> | <b>2-12</b> | <b>1-0</b> | <b>0-0</b> | <b>2</b> |

**2009 Season**

- Recorded two PBUs vs. Michigan State.

**2009 Highlight Performances**

| Opponent     | S-A-TT | TFL | Sacks | Int. | FF-FR | PBU |
|--------------|--------|-----|-------|------|-------|-----|
| Eastern Mich | 2-5-7  | 1-4 | 0.5-3 | 1-0  | 0-0   | 0   |

- Recorded his first career interception and added the second half-sack of his career.

**INDIVIDUAL HONORS**

**Carlos Brown, Running Back**  
Big Ten Offensive Player of the Week (Eastern Michigan)  
Big Ten Network Player of the Game (Eastern Michigan)

**Jon Conover, Wide Receiver**  
CoSIDA Academic All-District IV second team

**Obi Ezeh, Linebacker**  
Butkus Award (watch list)

**Tate Forcier, Quarterback**  
AT&T All-America Player of the Week (Notre Dame)  
Big Ten Offensive Player of the Week (Notre Dame)  
Davey O'Brien National QB of the Week (Notre Dame)  
Rivals.com Freshman of the Week (Notre Dame)  
Rivals.com Big Ten Player of the Week (Notre Dame)

**Brandon Graham, Defensive End**  
Sporting News All-America third team  
Phil Steele's All-America third team  
Lombardi Award (watch list)  
Bednarik Award (watch list)  
Bronko Nagurski Trophy (watch list)  
Ted Hendricks Trophy (watch list)  
Ronnie Lott Trophy (watch list)  
Lindy's Big Ten Preseason Defensive Player of the Year

**Zoltan Mesko, Punter**  
Playboy Magazine All-America  
ESPN.com Preseason All-America  
Phil Steele's All-America first team  
NationalChamps.net All-America first team  
AFCA Good Works Team  
Ray Guy Award (semifinalist)  
Danny Wuerffel Trophy (finalist)  
Lowe's Senior CLASS Award (finalist)  
Big Ten Special Teams Player of the Week (Iowa)  
CoSIDA Academic All-District IV first team

**Brandon Minor, Superback**  
Doak Walker Award (watch list)  
Maxwell Award (watch list)

**David Molk, Center**  
Lombardi Award (watch list)  
Rimington Trophy (watch list)

**David Moosman, Center/Guard**  
ARA Sportsmanship Award (candidate)

**Stephen Schilling, Offensive Guard**  
Lombardi Award (watch list)

**Darryl Stonum, Wide Receiver**  
Big Ten Special Teams Player of the Week (Notre Dame)

# GAME NOTES

## Renaldo Sagesse

### Junior, Defensive Tackle

#### Montreal, Quebec (Vieux Montreal HS)

| Year          | GP/GS       | S-A-TT        | TFL        | Sacks      | Int.       | FF-FR      | PBU      |
|---------------|-------------|---------------|------------|------------|------------|------------|----------|
| 2007          | 6/0         | 0-0-0         | 0-0        | 0-0        | 0-0        | 0-0        | 0        |
| 2008          | 9/0         | 1-2-3         | 0-0        | 0-0        | 0-0        | 0-0        | 0        |
| 2009          | 9/0         | 2-6-8         | 2-6        | 0-0        | 0-0        | 0-0        | 0        |
| <b>Career</b> | <b>24/0</b> | <b>3-8-11</b> | <b>2-6</b> | <b>0-0</b> | <b>0-0</b> | <b>0-0</b> | <b>0</b> |

#### 2009 Season

- Saw action at defensive tackle in nine contests.

#### 2009 Highlight Performances

| Opponent     | S-A-TT | TFL   | Sacks | Int. | FF-FR | PBU |
|--------------|--------|-------|-------|------|-------|-----|
| Eastern Mich | 1-1-2  | 1.5-5 | 0-0   | 0-0  | 0-0   | 0   |

- Tied a career-best two tackles, both of which were for loss.

#### Career

- Contributed two tackles from defensive tackle spot against Illinois during 2008 season.
- He is the team's only international player.

## Brandon Smith

### Sophomore/Freshman, Linebacker

#### New Brunswick, N.J. (New Brunswick HS)

#### 2009 Season

- Made his first collegiate start at safety at Wisconsin, making four tackles.
- Blocked a punt vs. Delaware State leading to a Brandon Graham touchdown.
- Second on the team with eight special teams tackles.
- Saw action at linebacker vs. Western Michigan, making two tackles, and vs. Delaware State.

#### Career

- Switched from safety to linebacker during 2009 spring drills.
- Selected EA Sports All-American third team as a high school senior.
- Rated as the third-best player in the state of New Jersey according to Rivals.com.

## Ryan Van Bergen

### Junior/Sophomore, Defensive Tackle

#### Whitehall, Michigan (Whitehall Senior HS)

| Year          | GP/GS        | S-A-TT          | TFL           | Sacks       | Int.       | FF-FR      | PBU      |
|---------------|--------------|-----------------|---------------|-------------|------------|------------|----------|
| 2008          | 12/1         | 8-5-13          | 0-0           | 0-0         | 0-0        | 0-0        | 1        |
| 2009          | 11/11        | 19-18-37        | 6.5-44        | 5-39        | 0-0        | 1-0        | 1        |
| <b>Career</b> | <b>23/12</b> | <b>28-29-50</b> | <b>6.5-44</b> | <b>5-39</b> | <b>0-0</b> | <b>1-0</b> | <b>2</b> |

#### 2009 Season

- Second on the team with five sacks and fifth with 6.5 tackles for loss.
- Ran back a fumble for his first collegiate touchdown at Wisconsin.

#### 2009 Highlight Performances

| Opponent | S-A-TT | TFL  | Sacks | Int. | FF-FR | PBU |
|----------|--------|------|-------|------|-------|-----|
| Indiana  | 1-5-6  | 1-12 | 1-12  | 0-0  | 0-0   | 0   |

- Had a key sack late - the first solo effort of his career - and a career high six tackles.

| Opponent       | S-A-TT | TFL | Sacks | Int. | FF-FR | PBU |
|----------------|--------|-----|-------|------|-------|-----|
| Michigan State | 2-3-5  | 1-8 | 1-8   | 0-0  | 0-0   | 1   |

#### Career

- Made first career start and registered three solo tackles against Toledo in 2008.

## Jared Van Slyke

### Junior/Sophomore, Safety

#### St. Louis, Missouri (John Burroughs HS)

- Saw action at strong safety vs. Notre Dame and Delaware State.
- Challenging for starting safety spot after switching from receiver prior to spring drills.
- Sat out last season as a redshirt candidate after transferring from Southeast Missouri State.
- Father (Andy) is the first base coach for the Detroit Tigers and is a former MLB player with the St. Louis Cardinals, Pittsburgh Pirates, Baltimore Orioles and Philadelphia Phillies.
- Brothers (A.J. and Scott) are playing the minor leagues.

## Donovan Warren

### Junior, Cornerback

#### Long Beach, California (Polytechnic HS)

| Year          | GP/GS        | S-A-TT            | TFL         | Sacks       | Int.        | FF-FR      | PBU       |
|---------------|--------------|-------------------|-------------|-------------|-------------|------------|-----------|
| 2007          | 13/11        | 35-17-52          | 1.5-18      | 1-17        | 1-0         | 0-2        | 6         |
| 2008          | 11/11        | 36-16-52          | 3.5-9       | 0-0         | 1-15        | 0-1        | 5         |
| 2009          | 11/11        | 38-21-59          | 0-0         | 0-0         | 4-42        | 0-0        | 7         |
| <b>Career</b> | <b>35/33</b> | <b>109-54-163</b> | <b>5-27</b> | <b>1-17</b> | <b>6-57</b> | <b>0-3</b> | <b>18</b> |

#### 2009 Season

- Tied for second in the Big Ten and tied for 27th in the NCAA with 11 PBUs.
- Tied for third in the Big Ten and tied for 39th in the nation in interceptions (4).
- Recorded interceptions in three consecutive games (Indiana, Michigan State, Iowa) and in four of seven Big Ten contests (Purdue).
- Tied a career high with seven tackles against Western Michigan, Michigan State and Penn State.

#### 2009 Highlight Performances

| Opponent | S-A-TT | TFL | Sacks | Int. | FF-FR | PBU |
|----------|--------|-----|-------|------|-------|-----|
| Iowa     | 3-2-5  | 0-0 | 0-0   | 1-40 | 0-0   | 3   |

- Returned his first interception back for a TD and tied a career high with three PBU.

| Opponent   | S-A-TT | TFL | Sacks | Int. | FF-FR | PBU |
|------------|--------|-----|-------|------|-------|-----|
| Notre Dame | 3-3-6  | 0-0 | 0-0   | 0-0  | 0-0   | 3   |

- Career-best three pass break-ups.

| Opponent | S-A-TT | TFL | Sacks | Int. | FF-FR | PBU |
|----------|--------|-----|-------|------|-------|-----|
| Indiana  | 0-2-2  | 0-0 | 0-0   | 1-0  | 0-0   | 0   |

- Though rarely tested in the contest, made a huge interception on Indiana's final drive, sealing the win.

#### Career

- Two-year starter at cornerback.
- Earned 2007 Freshman All-American honors.
- Set career high with seven tackles on seven occasions: Oregon (2007), Minnesota (2007), Notre Dame (2008), Purdue (2008), Western Michigan (2009), Michigan State (2009) and Penn State (2009).

## Steve Watson

### Junior/Sophomore, Outside Linebacker

#### Cherry Hills Village, Colorado (Mullen HS)

#### 2009 Season

- Saw action on special teams in all but two home contests (Penn State, Purdue).

#### Career

- Switched from tight end to outside linebacker prior to 2009 spring drills.
- Received first varsity letter in 2008.
- Played in 10 games on special teams.
- Father (Steve Sr.) was the Denver Broncos receivers

coach (2000-08) and was a Pro Bowl receiver for the Broncos (1979-87).

## Michael Williams

### Junior/Sophomore, Safety

#### Santa Yuez, California (St. Bonaventure HS)

| Year          | GP/GS       | S-A-TT          | TFL         | Sacks      | Int.       | FF-FR      | PBU      |
|---------------|-------------|-----------------|-------------|------------|------------|------------|----------|
| 2008          | 11/0        | 14-4-18         | 2-14        | 1-8        | 0-0        | 0-0        | 0        |
| 2009          | 10/9        | 24-33-57        | 0.5-1       | 0-0        | 0-0        | 0-0        | 1        |
| <b>Career</b> | <b>21/9</b> | <b>38-37-75</b> | <b>3-16</b> | <b>1-8</b> | <b>0-0</b> | <b>0-0</b> | <b>1</b> |

#### 2009 Season

- Had a career-best 16 tackles against Illinois, leading the team.

#### Career

- Sixth on the team with 56 tackles and tied for 36th in the Big Ten with 5.6 per game.
- Missed the Indiana contest with injury.
- Competing for starting safety position.
- Amassed 11 career special teams stops.
- Holds defensive back records in the vertical jump, squat, hang and power clean.

## Troy Woolfolk

### Junior, Safety

#### Sugar Land, Texas (Dulles HS)

| Year          | GP/GS        | S-A-TT          | TFL        | Sacks      | Int.       | FF-FR      | PBU      |
|---------------|--------------|-----------------|------------|------------|------------|------------|----------|
| 2007          | 8/0          | 3-2-5           | 0-0        | 0-0        | 0-0        | 0-0        | 2        |
| 2008          | 12/0         | 8-2-10          | 0-0        | 0-0        | 0-0        | 0-0        | 0        |
| 2009          | 11/11        | 25-14-39        | 0-0        | 0-0        | 0-0        | 0-0        | 1        |
| <b>Career</b> | <b>31/11</b> | <b>36-18-54</b> | <b>0-0</b> | <b>0-0</b> | <b>0-0</b> | <b>0-0</b> | <b>3</b> |

#### 2009 Season

- Made five starts at safety and six at cornerback (the first at Iowa).

#### 2009 Highlight Performances

| Opponent   | S-A-TT | TFL | Sacks | Int. | FF-FR | PBU |
|------------|--------|-----|-------|------|-------|-----|
| Notre Dame | 5-3-8  | 0-0 | 0-0   | 0-0  | 0-0   | 0   |

- Tied for the team lead with a career-best eight tackles.

#### Career

- Challenging for starting safety position.
- Moved from cornerback to safety during 2009 spring drills.
- Second on the team with 10 special teams tackles in 2008.
- Runs track at U-M and helped team to first Big Ten Outdoor Championship since 1983.
- Father (Butch) was an All-American tailback at Michigan (1978-81).

## SPECIAL TEAMS

- Leads the Big Ten and is second nationally in net punting with a 42.1-yard average.
- The Wolverines are 28th nationally in kick returns (23.96 avg.).
- Darryl Stonum is sixth in the conference and 33rd nationally in kick returns (26.1 avg.).
- The Wolverines have scored two special teams touchdowns, a 94-yard kickoff return by Stonum and a 2-yard punt return by Brandon Graham off a blocked punt by Brandon Smith.
- Kevin Leach leads the team with nine special teams tackles.

### Zoltan Mesko

#### Fifth-Year Senior, Punter

##### Twinsburg, Ohio (Twinsburg HS)

###### Receiving

| Year          | GP        | No.        | Yards         | Avg.        | Long      | 50+       | I20       |
|---------------|-----------|------------|---------------|-------------|-----------|-----------|-----------|
| 2006          | 13        | 50         | 2,079         | 41.6        | 64        | 8         | 17        |
| 2007          | 13        | 70         | 2,876         | 41.1        | 68        | 10        | 22        |
| 2008          | 12        | 80         | 3,436         | 43.0        | 63        | 25        | 24        |
| 2009          | 11        | 46         | 2,054         | 44.7        | 66        | 15        | 13        |
| <b>Career</b> | <b>49</b> | <b>246</b> | <b>10,445</b> | <b>42.5</b> | <b>68</b> | <b>58</b> | <b>76</b> |

#### 2009 Season

- Did not punt once vs. Delaware State.
- Named Big Ten Special Teams Player of the Week for his performance against Iowa.
- First in the Big Ten and sixth in the nation in punting average (44.7).
- Has helped place Michigan 28th in punt return defense nationally, allowing just 5.74 yards per return.

#### 2009 Highlight Performances

##### Opponent No. Yards Avg. Long 50+ I20

|      |   |     |      |    |   |   |
|------|---|-----|------|----|---|---|
| Iowa | 5 | 269 | 53.8 | 61 | 4 | 1 |
|------|---|-----|------|----|---|---|

- Four of his five punts went over 50 yards in a cold night game in Iowa City.

##### Opponent No. Yards Avg. Long 50+ I20

|         |   |     |      |    |   |   |
|---------|---|-----|------|----|---|---|
| Indiana | 7 | 337 | 48.1 | 59 | 4 | 2 |
|---------|---|-----|------|----|---|---|

- Had four punts of 50+ yards, including a 59 yarder.

#### Career

- Michigan's all-time leading punter in punts and punting yards.
- Nation's active career leader in punts and yards; lists sixth in average.
- 2009 Playboy Magazine All-American.
- Three-time Academic All-Big Ten Conference (2006-07-08).
- 2008 All-Big Ten first team selection by the coaches and media.
- His 42.5-yard career average is second in school history.
- Set program-standard for most punts (80) and punting yards (3,436) in a season.
- 76 of his 246 punts have been downed inside the opponent's 20-yard line (31%).
- Booted a 68-yard career long vs. Ohio State (Nov. 17, 2007).

### Jason Olesnavage

#### Fifth-Year Senior, Kicker

##### Ferndale, Michigan (Ferndale HS)

#### 2009 Season

- Ninth in scoring in the Big Ten and 95th in nation with 71 points (41 XP, 10 FG).
- Is 8-for-9 from 30 yards or farther with a 48-yard miss.

- Connected on his first career field goal, a 44 yarder, while making all four PATs vs. Western Michigan.

#### Career

- Competing for starting place-kicking duties.
- 2008 Academic All-Big Ten Conference.
- Two-time U-M Athletic Academic Achievement (2007-08).

### Tom Pomarico

#### Junior/Sophomore, Long Snapper

##### Jackson, Michigan (Lumen Christi HS)

#### 2009 Season

- Started at long snapper in all 11 contests.

#### Career

- Did not see game action during his first two seasons.
- Father (Frank) played at Notre Dame and was roommates with Big Ten Network analyst Gerry DiNardo.

### Bryan Wright

#### Senior/Junior, Kicker

##### Salem, Ohio (Salem HS)

#### 2009 Season

- Served as kickoff specialist in all 11 contests, kicking nine touchbacks.
- Had three touchbacks vs. Notre Dame.

#### Career

- Returning starter as kickoff specialist and competing for starting placekicking duties.
- Team's backup punter and placekicker in 2008.
- Appeared in 27 career games.
- Has 20 touchbacks on kickoffs during career.
- Holds special teams records in the bench and 225 test.

# SERIES INFORMATION

## ALL-TIME SERIES

H: 30-19-4 / A: 27-23-2 / N: 0-0

| Year | W/L | Score | Site | Rank |
|------|-----|-------|------|------|
| 1897 | W   | 34-0  | H    |      |
| 1900 | T   | 0-0   | H    |      |
| 1901 | W   | 21-0  | A    |      |
| 1902 | W   | 86-0  | H    |      |
| 1903 | W   | 36-0  | H    |      |
| 1904 | W   | 31-6  | A    |      |
| 1905 | W   | 40-0  | H    |      |
| 1906 | W   | 6-0   | A    |      |
| 1907 | W   | 22-0  | H    |      |
| 1908 | W   | 10-6  | A    |      |
| 1909 | W   | 33-6  | H    |      |
| 1910 | T   | 3-3   | A    |      |
| 1911 | W   | 19-0  | H    |      |
| 1912 | W   | 14-0  | A    |      |
| 1918 | W   | 14-0  | A    |      |
| 1919 | L   | 3-13  | H    |      |
| 1920 | L   | 7-14  | A    |      |
| 1921 | L   | 0-14  | H    |      |
| 1922 | W   | 19-0  | A    |      |
| 1923 | W   | 23-0  | H    |      |
| 1924 | W   | 16-6  | A    |      |
| 1925 | W   | 10-0  | H    |      |
| 1926 | W   | 17-16 | A    |      |
| 1927 | W   | 21-0  | H    |      |
| 1928 | L   | 7-19  | A    |      |
| 1929 | L   | 0-7   | H    |      |
| 1930 | W   | 13-0  | A    |      |
| 1931 | L   | 7-20  | H    |      |
| 1932 | W   | 14-0  | A    |      |
| 1933 | W   | 13-0  | H    |      |
| 1934 | L   | 0-34  | A    |      |
| 1935 | L   | 0-38  | H    |      |
| 1936 | L   | 0-21  | A    | -/18 |
| 1937 | L   | 0-21  | H    | -/19 |
| 1938 | W   | 18-0  | A    | 17/- |
| 1939 | W   | 21-14 | H    | -/6  |
| 1940 | W   | 40-0  | A    | 7/-  |
| 1941 | T   | 20-20 | H    | 5/14 |
| 1942 | L   | 7-21  | A    | 4/5  |
| 1943 | W   | 45-7  | H    | 4/-  |
| 1944 | L   | 14-18 | A    | 6/3  |
| 1945 | W   | 7-3   | H    | 8/7  |
| 1946 | W   | 58-6  | A    | 8/-  |
| 1947 | W   | 21-0  | H    | 1/-  |
| 1948 | W   | 13-3  | A    | 1/18 |
| 1949 | T   | 7-7   | H    | 5/7  |
| 1950 | W   | 9-3   | A    | -/8  |
| 1951 | W   | 7-0   | H    |      |
| 1952 | L   | 7-27  | A    | 12/- |
| 1953 | W   | 20-0  | H    |      |
| 1954 | L   | 7-21  | A    | 12/1 |
| 1955 | L   | 0-17  | H    | 6/9  |
| 1956 | W   | 19-0  | A    | 9/12 |
| 1957 | L   | 14-31 | H    | 19/3 |
| 1958 | L   | 14-20 | A    | -/11 |
| 1959 | W   | 23-14 | H    |      |
| 1960 | L   | 0-7   | A    | -/10 |
| 1961 | L   | 20-50 | H    | -/2  |
| 1962 | L   | 0-28  | A    |      |
| 1963 | L   | 10-14 | H    |      |
| 1964 | W   | 10-0  | A    | 6/7  |
| 1965 | L   | 7-9   | H    |      |
| 1966 | W   | 17-3  | A    |      |
| 1967 | L   | 14-24 | H    |      |
| 1968 | L   | 14-50 | A    | 4/2  |
| 1969 | W   | 24-12 | H    | 12/1 |

## MICHIGAN vs. OHIO STATE SERIES INFORMATION

**Series History:** Michigan lead 57-42-6

**Michigan points:** 1,763

**Ohio State points:** 1,362

**Record in Ann Arbor:** U-M leads 30-19-4

**At Michigan Stadium:** U-M leads 22-17-3

**Record at Ohio State:** U-M leads 27-23-2

**At Ohio Stadium:** OSU leads 22-21-1

**Games Decided by 3 Points or Less:** OSU leads 6-5-6

**Games Decided by 7 Points or Less:** OSU leads 17-16-6

**Michigan Longest Winning Streak:** 9 (1901-1909)

**Michigan Longest Losing Streak:** 5 (2004-current)

**Current Michigan Streak:** Lost 5

**Biggest Michigan Win:** 86-0 (1902)

**Biggest Michigan Loss:** 0-38 (1935)

**Last Michigan Home Win:** 2003 (U-M is 0-2 Since)

**Last Michigan Road Win:** 2000 (U-M is 0-4 Since)

**Last Ohio State Home Win:** 2008 (Last Game)

**Last Ohio State Road Win:** 2007 (Last Game)

## TOP MICHIGAN PERFORMANCES

### INDIVIDUAL BESTS

#### Rushing Attempts

37, Tim Biakabutuka, 1995  
31, Anthony Thomas, 1999  
31, Butch Woolfolk, 1980  
31, Chris Perry, 2003  
29, Jamie Morris, 1986  
29, Rob Lytle, 1976  
29, Gerald White, 1985  
29, Anthony Thomas, 2000

#### Rushing Yards

313, Tim Biakabutuka, 1995  
210, Jamie Morris, 1986  
165, Rob Lytle, 1976  
164, Jim Pace, 1957  
162, Ed Westfall, 1941  
154, Chris Perry, 2003

#### Rushing Touchdowns

3, Mike Hart, 2006  
2, Jarrod Bunch, 1989  
2, Leroy Hoard, 1988  
2, Jamie Morris, 1986  
2, Russell Davis, 1976  
2, Garvie Craw, 1969  
2, Ron Johnson, 1968  
2, Bob Wiese, 1943  
2, Chris Perry, 2003

#### Receptions

15, Marquise Walker, 2001  
12, Brad Myers, 1958  
11, Braylon Edwards, 2004  
10, Braylon Edwards, 2002  
9, Tai Streets, 1998  
8, Anthony Thomas, 1997  
8, Jim Berline, 1967  
8, Ronald Bellamy, 2002

#### Receiving Yards

172, Braylon Edwards, 2004  
160, Marquise Walker, 2001  
130, Braylon Edwards, 2003  
118, Tai Streets, 1998  
115, Brad Myers, 1958  
107, Braylon Edwards, 2002  
116, Marcus Knight, 1998

#### Receiving Touchdowns

2, Gary Prahst, 1958  
2, David Terrell, 2000  
2, Marquise Walker, 2001  
2, Braylon Edwards, 2003  
1, Many tied

#### Passing Attempts

56, Tom Brady, 1998  
54, Chad Henne, 2004  
47, John Navarre, 2001  
46, John Navarre, 2002  
36, Chad Henne, 2005  
35, Bob Ptacek, 1958  
35, Chad Henne, 2006

#### Passing Completions

31, Tom Brady, 1998  
27, Chad Henne, 2004  
25, Chad Henne, 2005  
24, Bob Ptacek, 1958  
23, John Navarre, 2002  
21, John Navarre, 2001  
21, John Navarre, 2003  
21, Chad Henne, 2006

#### Passing Yards

375, Tom Brady, 1998  
328, Chad Henne, 2004  
303, Drew Henson, 2000  
278, John Navarre, 2003  
267, Chad Henne, 2006  
261, Jim Harbaugh, 1986  
247, John Navarre, 2002

#### Passing Touchdowns

3, Jim Harbaugh, 1985  
3, Bob Chappuis, 1946  
3, Drew Henson, 2000  
2, Eight players tied  
Last: Chad Henne, 2006

#### TEAM BESTS

**Rushing Attempts:** 73, 1943  
**Rushing Yards:** 426, 1943  
**Passing Attempts:** 56, 1998  
**Passing Completions:** 31, 1998  
**Passing Yards:** 375, 1998  
**Total Offense:** 529, 1986

# CURRENT PLAYER STATISTICS vs. OHIO STATE

## DEFENSE

**Greg Banks**

|      | S | A | TT | TFL | Sacks | Int | FR  | PBU |
|------|---|---|----|-----|-------|-----|-----|-----|
| 2007 | 1 | 0 | 1  | 0-0 | 0-0   | 0-0 | 0-0 | 0   |

**Stevie Brown**

|      | S | A | TT | TFL | Sacks | Int  | FR  | PBU |
|------|---|---|----|-----|-------|------|-----|-----|
| 2006 | 1 | 0 | 1  | 0-0 | 0-0   | 0-0  | 0-0 | 0   |
| 2007 | 1 | 0 | 1  | 0-0 | 0-0   | 0-0  | 0-0 | 0   |
| 2008 | 2 | 2 | 4  | 0-0 | 0-0   | 1-34 | 0-0 | 1   |

**Obi Ezech**

|      | S | A | TT | TFL | Sacks | Int | FR  | PBU |
|------|---|---|----|-----|-------|-----|-----|-----|
| 2007 | 8 | 4 | 12 | 0-0 | 0-0   | 0-0 | 0-0 | 0   |
| 2008 | 0 | 2 | 2  | 0-0 | 0-0   | 0-0 | 0-0 | 0   |

**J.B. Fitzgerald**

|      | S | A | TT | TFL | Sacks | Int | FR | PBU |
|------|---|---|----|-----|-------|-----|----|-----|
| 2008 | 1 | 0 | 1  | 0-0 | 0-0   | 0-0 | 0  | 0   |

**Brandon Graham**

|      | S | A | TT | TFL | Sacks | Int | FR  | PBU |
|------|---|---|----|-----|-------|-----|-----|-----|
| 2007 | 2 | 0 | 2  | 0-0 | 0-0   | 0-0 | 0-0 | 0   |
| 2008 | 2 | 1 | 3  | 2-9 | 1-6   | 0-0 | 0-0 | 0   |

**Zac Johnson**

|      | S | A | TT | TFL | Sacks | Int | FR | PBU |
|------|---|---|----|-----|-------|-----|----|-----|
| 2008 | 1 | 1 | 2  | 0-0 | 0-0   | 0-0 | 0  | 0   |

**Mike Martin**

|      | S | A | TT | TFL | Sacks | Int | FR  | PBU |
|------|---|---|----|-----|-------|-----|-----|-----|
| 2008 | 1 | 2 | 3  | 0-0 | 0-0   | 0-0 | 0-0 | 0   |

**Jonas Mouton**

|      | S | A | TT | TFL   | Sacks | Int | FR  | PBU |
|------|---|---|----|-------|-------|-----|-----|-----|
| 2008 | 2 | 6 | 8  | 1.5-4 | 0-0   | 0-0 | 0-0 | 0   |

**Ryan Van Bergen**

|      | S | A | TT | TFL | Sacks | Int | FR  | PBU |
|------|---|---|----|-----|-------|-----|-----|-----|
| 2008 | 1 | 1 | 2  | 0-0 | 0-0   | 0-0 | 0-0 | 0   |

**Donovan Warren**

|      | S | A | TT | TFL | Sacks | Int | FR  | PBU |
|------|---|---|----|-----|-------|-----|-----|-----|
| 2007 | 0 | 1 | 1  | 0-0 | 0-0   | 0-0 | 0-0 | 0   |
| 2008 | 2 | 2 | 4  | 0-0 | 0-0   | 0-0 | 0-0 | 1   |

**Mike Williams**

|      | S | A | TT | TFL | Sacks | Int | FR  | PBU |
|------|---|---|----|-----|-------|-----|-----|-----|
| 2008 | 4 | 0 | 4  | 0-0 | 0-0   | 0-0 | 0-0 | 0   |

## SPECIAL TEAMS

**Zoltan Mesko**

|      | No. | Yards | Avg. | Lg. | 50+ | 20-10-5 | YL |
|------|-----|-------|------|-----|-----|---------|----|
| 2006 | 5   | 222   | 44.4 | 57  | 1   | 2-1-0   | 9  |
| 2007 | 12  | 551   | 45.9 | 68  | 3   | 3-2-1   | 4  |
| 2008 | 12  | 438   | 36.5 | 55  | 3   | 3-1-0   | 9  |

## OFFENSE

**Carlos Brown**

**Rushing**

|      | Att. | Yards | Avg. | TD | Long |
|------|------|-------|------|----|------|
| 2008 | 3    | 3     | 1.0  | 0  | 3    |

**Receiving**

|      | No. | Yards | Avg. | TD | Long |
|------|-----|-------|------|----|------|
| 2008 | 1   | 3     | 3.0  | 0  | 3    |

**Kevin Grady**

**Rushing**

|      | Att. | Yards | Avg. | TD | Long |
|------|------|-------|------|----|------|
| 2005 | 6    | 11    | 1.8  | 1  | 3    |

**Greg Mathews**

**Receiving**

|      | No. | Yards | Avg. | TD | Long |
|------|-----|-------|------|----|------|
| 2006 | 0   | 0     | 0.0  | 0  | 0    |
| 2007 | 1   | 5     | 5.0  | 0  | 5    |
| 2008 | 0   | 0     | 0.0  | 0  | 0    |

**Punt Return**

|      | No. | Yards | Avg. | TD | Long |
|------|-----|-------|------|----|------|
| 2007 | 6   | 32    | 5.3  | 0  | 15   |
| 2008 | 1   | 7     | 7.0  | 0  | 7    |

**Brandon Minor**

**Rushing**

|      | Att. | Yards | Avg. | TD | Long |
|------|------|-------|------|----|------|
| 2008 | 14   | 67    | 4.8  | 1  | 32   |

**Martavious Odoms**

**Rushing**

|      | Att. | Yards | Avg. | TD | Long |
|------|------|-------|------|----|------|
| 2008 | 1    | 8     | 8.0  | 0  | 8    |

**Receiving**

|      | No. | Yards | Avg. | TD | Long |
|------|-----|-------|------|----|------|
| 2008 | 5   | 37    | 7.4  | 0  | 21   |

**Punt Returns**

|      | No. | Yards | Avg. | TD | Long |
|------|-----|-------|------|----|------|
| 2008 | 1   | 3     | 3.0  | 0  | 2    |

**Kick Returns**

|      | No. | Yards | Avg. | TD | Long |
|------|-----|-------|------|----|------|
| 2008 | 2   | 43    | 21.5 | 0  | 32   |

**LaTerryal Savoy**

**Receiving**

|      | No. | Yards | Avg. | TD | Long |
|------|-----|-------|------|----|------|
| 2008 | 1   | 14    | 14.0 | 0  | 14   |

**Michael Shaw**

**Rushing**

|      | Att. | Yards | Avg. | TD | Long |
|------|------|-------|------|----|------|
| 2008 | 12   | 41    | 3.4  | 0  | 13   |

**Darryl Stonum**


**Receiving**

|      | No. | Yards | Avg. | TD | Long |
|------|-----|-------|------|----|------|
| 2008 | 1   | 33    | 33.0 | 0  | 33   |

## SERIES SCORES (cont.)

| Year | W/L | Score | Site | Rank  |
|------|-----|-------|------|-------|
| 1970 | L   | 9-20  | A    | 4/5   |
| 1971 | W   | 10-7  | H    | 3/-   |
| 1972 | L   | 11-14 | A    | 3/9   |
| 1973 | T   | 10-10 | H    | 4/1   |
| 1974 | L   | 10-12 | A    | 3/4   |
| 1975 | L   | 14-21 | H    | 4/1   |
| 1976 | W   | 22-0  | A    | 4/8   |
| 1977 | W   | 14-6  | H    | 5/4   |
| 1978 | W   | 14-3  | A    | 6/16  |
| 1979 | L   | 15-18 | H    | 13/2  |
| 1980 | W   | 9-3   | A    | 10/5  |
| 1981 | L   | 9-14  | H    | 7/-   |
| 1982 | L   | 14-24 | A    | 13/-  |
| 1983 | W   | 24-21 | H    | 8/10  |
| 1984 | L   | 6-21  | A    | -/11  |
| 1985 | W   | 27-17 | H    | 6/12  |
| 1986 | W   | 26-24 | A    | 6/7   |
| 1987 | L   | 20-23 | H    |       |
| 1988 | W   | 34-31 | A    | 12/-  |
| 1989 | W   | 28-18 | H    | 3/20  |
| 1990 | W   | 16-13 | A    | 15/19 |
| 1991 | W   | 31-3  | H    | 4/18  |
| 1992 | T   | 13-13 | A    | 6/17  |
| 1993 | W   | 28-0  | H    | -/5   |
| 1994 | L   | 6-22  | A    | 15/22 |
| 1995 | W   | 31-23 | H    | 18/2  |
| 1996 | W   | 13-9  | A    | 21/2  |
| 1997 | W   | 20-14 | H    | 1/4   |
| 1998 | L   | 16-31 | A    | 11/7  |
| 1999 | W   | 24-17 | H    | 10/-  |
| 2000 | W   | 38-26 | A    | 19/12 |
| 2001 | L   | 20-26 | H    | 11/-  |
| 2002 | L   | 9-14  | A    | 12/2  |
| 2003 | W   | 35-21 | H    | 5/4   |
| 2004 | L   | 21-37 | A    | 7/-   |
| 2005 | L   | 21-25 | H    | 17/9  |
| 2006 | L   | 39-42 | A    | 2/1   |
| 2007 | L   | 3-14  | H    | 23/7  |
| 2008 | L   | 7-42  | A    | -/10  |

# "The Big Game"



Bo Schembechler and Woody Hayes epitomized the Michigan-Ohio State rivalry during the 1970s.

## A Legendary Rivalry in College Football

The winner of the annual rivalry between Michigan and Ohio State does not receive a trophy for the triumph. Rather, there is usually something much bigger on the line when these two teams match up, be it a conference title, a Rose Bowl berth or even a national championship. In a series that dates back to 1897, Michigan and Ohio State have met on the gridiron 105 times, ranking it tied for 16th among Division I-A most played rivalries. The Buckeyes and Wolverines have played every year since 1918, an 91-year streak which ranks 10th in NCAA Division I-A for longest uninterrupted series.

Since the game was moved to the final Saturday of the Big Ten season in 1935, the game has had the potential for major impact in the Big Ten standings 43 times. This includes 22 contests where the two schools decided the Big Ten champion between themselves. Every season from 1972-81, the Michigan-Ohio State game determined which team would take a New Year's trip to Pasadena.

While Michigan holds a 57-42-6 edge over Ohio State in the series, the advantage is just 45-42-4 since 1918. This includes a 21-22-1 Michigan record at Ohio Stadium, where the Wolverines played and won the dedication game in 1922, and a 21-17-3 Michigan lead at

Michigan Stadium, where the Buckeyes were invited for the dedication game in 1927.

Since 1927, the teams have been so evenly matched that neither one has compiled anything longer than a four-game winning streak in the matchup. In fact, in the last 27 meetings between the Buckeyes and the Wolverines, the team that entered the game with a lower winning percentage has recorded a record of 12-14-1 (the teams came in with equal records in 1983 and 2006). In the last 10 games where exactly one team has come in without a loss, that team has only left with its record unblemished six times (Ohio State in 1979, 2002 and 2006 and Michigan in 1971, 1992 and 1997). Both team were unbeaten and ranked 1-2 in the polls for the 2006 game, a 42-39 victory for the top-ranked Buckeyes at Ohio Stadium.

Since the Ohio Stadium dedication game in 1922, 7,527,129 fans have seen the Wolverines and Buckeyes meet on the gridiron. Fifty-nine of those 87 games have been sold out, including the last 40 in a row. Since 1922, more people have attended Michigan-Ohio State games than any other gridiron matchup in the country.

### Big Ten Winning Streaks Snapped

| School     | Streak | Season |
|------------|--------|--------|
| Ohio State | 17     | 1976   |
| Ohio State | 16     | 1969   |
| Michigan   | 16     | 1998   |
| Ohio State | 15     | 1980   |
| Michigan   | 15     | 1972   |
| Michigan   | 13     | 2004   |
| Michigan   | 11     | 1970   |
| Ohio State | 10     | 1995   |

### Big Ten Unbeaten Streaks Snapped

| School     | Streak | Season |
|------------|--------|--------|
| Ohio State | 17     | 1976   |
| Ohio State | 16     | 1969   |
| Michigan   | 16     | 1998   |
| Ohio State | 15     | 1980   |
| Michigan   | 15     | 1972   |
| Michigan   | 15     | 1974   |
| Ohio State | 13     | 1993   |

### Overall Winning Streaks Snapped

| School     | Streak | Season |
|------------|--------|--------|
| Ohio State | 20     | 1969   |
| Ohio State | 11     | 1995   |
| Michigan   | 11     | 2006   |
| Ohio State | 10     | 1996   |
| Michigan   | 10     | 1974   |
| Michigan   | 10     | 1973   |
| Ohio State | 10     | 1973   |
| Michigan   | 10     | 1972   |

### Overall Unbeaten Streaks Snapped

| School     | Streak | Season |
|------------|--------|--------|
| Michigan   | 21     | 1974   |
| Ohio State | 20     | 1969   |
| Ohio State | 11     | 1995   |
| Ohio State | 10     | 1996   |
| Ohio State | 10     | 1993   |
| Michigan   | 10     | 1973   |
| Ohio State | 10     | 1973   |
| Michigan   | 10     | 1972   |

### High-ranking teams

| School                 | Year | Result |
|------------------------|------|--------|
| <b>#1 (All)</b>        |      |        |
| Michigan               | 1947 | W      |
| Michigan               | 1948 | W      |
| Ohio State             | 1954 | W      |
| Ohio State             | 1969 | L      |
| Ohio State             | 1973 | T      |
| Ohio State             | 1975 | W      |
| Michigan               | 1997 | W      |
| Ohio State             | 2006 | W      |
| <b>#2 (All)</b>        |      |        |
| Ohio State             | 1961 | W      |
| Ohio State             | 1979 | W      |
| Ohio State             | 1995 | L      |
| Ohio State             | 1996 | L      |
| Ohio State             | 2002 | L      |
| Michigan               | 2006 | L      |
| <b>#3 (Last three)</b> |      |        |
| Michigan               | 1972 | L      |
| Michigan               | 1974 | L      |
| Michigan               | 1989 | W      |
| <b>#4 (Last three)</b> |      |        |
| Michigan               | 1991 | W      |
| Ohio State             | 1997 | L      |
| Ohio State             | 2003 | L      |
| <b>#5 (Last three)</b> |      |        |
| Michigan               | 1977 | W      |
| Ohio State             | 1993 | L      |
| Michigan               | 2003 | W      |

### Michigan vs. Ohio State:

#### By Decade

|        |                   |
|--------|-------------------|
| 1890's | Michigan, 1-0-0   |
| 1900's | Michigan, 9-0-1   |
| 1910's | Michigan, 3-1-1   |
| 1920's | Michigan, 6-4-0   |
| 1930's | Tied, 5-5-0       |
| 1940's | Michigan, 6-2-2   |
| 1950's | Tied, 5-5-0       |
| 1960's | Ohio State, 7-3-0 |
| 1970's | Ohio State, 5-4-1 |
| 1980's | Michigan, 6-4-0   |
| 1990's | Michigan, 7-2-1   |
| 2000's | Ohio State, 7-2-0 |

#### By Coach

| Michigan           | W  | L | T |
|--------------------|----|---|---|
| Gustave Ferbert    | 1  | 0 | 0 |
| Langdon Lea        | 0  | 0 | 1 |
| Fielding Yost      | 16 | 3 | 1 |
| George Little      | 1  | 0 | 0 |
| Elton "Tad" Wieman | 1  | 1 | 0 |
| Harry Kipke        | 3  | 6 | 0 |
| Fritz Crisler      | 7  | 2 | 1 |
| Bennie Oosterbaan  | 5  | 5 | 1 |
| Bump Elliott       | 3  | 7 | 0 |
| Bo Schembechler    | 11 | 9 | 1 |
| Gary Moeller       | 3  | 1 | 1 |
| Lloyd Carr         | 6  | 7 | 0 |
| Rich Rodriguez     | 0  | 1 | 0 |

| Ohio State      | W  | L  | T |
|-----------------|----|----|---|
| David Edwards   | 0  | 1  | 0 |
| John Eckstorm   | 0  | 1  | 1 |
| Perry Hale      | 0  | 2  | 0 |
| E.R. Sweetland  | 0  | 2  | 0 |
| A.E. Herrnstein | 0  | 4  | 0 |
| Howard Jones    | 0  | 0  | 1 |
| Harry Vaughn    | 0  | 1  | 0 |
| John Richards   | 0  | 1  | 0 |
| John Wilce      | 4  | 7  | 0 |
| Sam Willaman    | 2  | 3  | 0 |
| Francis Schmidt | 4  | 3  | 0 |
| Paul Brown      | 1  | 1  | 1 |
| Carroll Widdoes | 1  | 1  | 0 |
| Paul Bixler     | 0  | 1  | 0 |
| Wesley Fesler   | 0  | 3  | 1 |
| Woody Hayes     | 16 | 11 | 1 |
| Earle Bruce     | 5  | 4  | 0 |
| John Cooper     | 2  | 10 | 1 |
| Jim Tressel     | 7  | 1  | 0 |

#### By Site:

|                          |    |    |   |
|--------------------------|----|----|---|
| Regents Field, Ann Arbor | 4  | 0  | 1 |
| Ferry Field, Ann Arbor   | 5  | 2  | 0 |
| U-M Stadium, Ann Arbor   | 21 | 17 | 3 |
| Other sites, Columbus    | 6  | 1  | 1 |
| Ohio Stadium, Columbus   | 21 | 22 | 1 |

#### Michigan-Ohio State:

##### Perfect Seasons Ruined:


Michigan - 1970, 1972, 1973\*\*, 1974, 2006  
Ohio State - 1969, 1973\*\*, 1993\*, 1995, 1996

##### Perfect Conference Seasons Ruined:

Michigan - 1968, 1970, 1972, 1973\*\*, 1974, 1975, 1982, 1998, 2004, 2006  
Ohio State - 1939, 1964, 1969, 1973\*\*, 1976, 1977, 1980, 1986, 1993\*, 1995, 1996

\*-unbeaten season ruined

\*\*-perfect season ruined with a tie



| Top 10 Stadium Crowds |      |            |
|-----------------------|------|------------|
| Game                  | Year | Attendance |
| Ohio State            | 2003 | 112,118*   |
| Notre Dame            | 2003 | 111,726    |
| Michigan State        | 2004 | 111,609    |
| Ohio State            | 2005 | 111,591    |
| Ohio State            | 1999 | 111,575    |
| Ohio State            | 2001 | 111,571    |
| Michigan State        | 2002 | 111,542    |
| Notre Dame            | 1999 | 111,523    |
| Michigan State        | 2000 | 111,514    |
| Penn State            | 2002 | 111,502    |

\*NCAA regular-season record

## Michigan Stadium -- 1927-2009 (83 Years)

The Wolverine football program is in its 83rd season in the "Big House" in 2009, with a 380-116-15 all-time record at Michigan Stadium. The second-largest college football stadium in the country, it was completed in 1927 at a cost of \$950,000, initially seating 72,000 fans. Michigan won the first game played at Michigan Stadium, defeating Ohio Wesleyan, 33-0, on Oct. 1, 1927. The stadium was officially dedicated on Oct. 22, 1927, with a 21-0 shutout over Ohio State.

Since that inaugural season, the capacity of Michigan Stadium has increased eight times to its present 106,201. The Wolverines have led the nation in attendance 33 times in the past 34 years, and reestablished the NCAA single-game attendance record at 112,118 fans during the 2003 Ohio State game.

The Wolverines have drawn crowds of 100,000-plus for 222 consecutive games. On football Saturdays in Ann Arbor, Michigan Stadium ranks as the fourth-largest "city" in the state of Michigan, surpassing the population of Ann Arbor itself.

Michigan Stadium was the only college-owned football facility with a video scoreboard above both end zones. It was also the first stadium to use electronic scoreboards for official time when, in 1930, two were installed.

**CAPACITY:** 106,201—the largest college-owned structures of its kind designed solely for football—closer to the playing field with no running track—no posts or other obstructions.

**COMPLETION:** 1927—at a cost in excess of \$950,000 to seat 72,000 spectators. Capacity raised to 84,401 by addition of temporary wooden bleachers until 1949 when permanent steel stands replaced the wooden bleachers, increasing the capacity to 97,239. Seating capacity then raised to 101,001 in 1956, 101,701 in 1973, 102,501 in 1992 and 107,501 in 1998.

**FIRST GAME:** October 1, 1927—Michigan led by Captain Bennie Oosterbaan, defeated Ohio Wesleyan, 33-0. LaVerne (Kip) Taylor, Michigan end, scored first in the stadium on a 28-yard pass from halfback Louis Gilbert.

**DEDICATION GAME:** October 22, 1927—Michigan defeated Ohio State, 21-0.

**ATTENDANCE:** Since 1927—42,715,639 fans have watched the Wolverines play 511 games. Stadium attendance record of 106,982 set Nov. 22, 1997 against Ohio State. Since expansion of the "Big House" in 1998, the single-game attendance record is 112,118 set against Ohio State on Nov. 22, 2003. NCAA season record of 745,139 set in 1997.

**FIELD:** 360 x 160 feet—Installed FieldTurf in 2003, returning Michigan to an artificial surface for the first time since the 1990 season. Installed Prescription Athletic Turf in 1991, giving Michigan its first natural grass field since 1968. Field was also lowered 3-1/2 feet allowing better sightlines for those seated in the lower rows.

## 222 Straight

The University of Michigan football team has played 222 consecutive home games in front of crowds in excess of 100,000. The last time Michigan did not have 100,000 in attendance in Michigan Stadium was on Oct. 25, 1975 vs. Indiana. A crowd of 93,857 was on hand for the 55-7 Michigan victory.

Since then, Michigan has set numerous NCAA attendance marks and the Wolverines have led the nation for 33 of the past 34 seasons in attendance.

## Michigan Stadium Milestone Games

| No. | Date           | Opponent       | Result | Score |
|-----|----------------|----------------|--------|-------|
| 1   | Oct. 1, 1927   | Ohio Wesleyan  | W      | 33-0  |
| 50  | Nov. 2, 1935   | Pennsylvania   | W      | 16-6  |
| 100 | Sept. 15, 1945 | Great Lakes    | W      | 27-2  |
| 200 | Oct. 14, 1961  | Michigan State | L      | 0-28  |
| 250 | Oct. 11, 1969  | Purdue         | W      | 31-20 |
| 300 | Sept. 24, 1977 | Navy           | W      | 14-7  |
| 400 | Sept. 11, 1993 | Notre Dame     | L      | 23-27 |
| 500 | Sept. 27, 2008 | Wisconsin      | W      | 27-25 |

## Michigan Stadium Milestone Wins

| No. | Date           | Opponent       | Score |
|-----|----------------|----------------|-------|
| 1   | Oct. 1, 1927   | Ohio Wesleyan  | 33-0  |
| 50  | Sept. 27, 1941 | Michigan State | 19-7  |
| 100 | Oct. 11, 1952  | Indiana        | 28-13 |
| 200 | Oct. 18, 1975  | Northwestern   | 69-0  |
| 250 | Oct. 27, 1984  | Illinois       | 26-18 |
| 300 | Aug. 26, 1995  | Virginia       | 18-17 |
| 350 | Oct. 25, 2003  | Purdue         | 31-3  |

## University of Michigan Home Stadiums

| Stadium                       | Years     | Games      | Win        | Loss       | Tie       | Capacity (Yr)  |
|-------------------------------|-----------|------------|------------|------------|-----------|--|
| Ann Arbor Sites               | 1883-1892 | 18         | 17         | 1          | 0         | 400 (1893)<br>800 (1896)   |
| Regents Field                 | 1893-1905 | 92         | 87         | 2          | 3         | 18,000 (1906)<br>25,000 (1914)<br>40,000 (1921)<br>46,000 (1926)   |
| Ferry Field                   | 1906-1926 | 104        | 88         | 14         | 2         | 72,000 (1927)<br>84,401 (1927)<br>85,753 (1928)<br>97,239 (1949)<br>101,001 (1956)<br>101,701 (1973)<br>102,501 (1992)<br>107,501 (1998)<br>106,201 (2008) |
| Michigan Stadium              | 1927-2009 | 511        | 380        | 116        | 15        |  |
| <b>Total Ann Arbor Record</b> |           | <b>725</b> | <b>572</b> | <b>133</b> | <b>20</b> |  |
| In Detroit                    | 1879-1901 | 18         | 12         | 5          | 1         |  |
| <b>Total Home Record</b>      |           | <b>743</b> | <b>584</b> | <b>138</b> | <b>21</b> |  |

# STARTING LINEUPS

## MICHIGAN STARTING LINEUPS • OFFENSE

| OPPONENT          | WR      | LT      | LG        | C       | RG      | RT         | TE            | WR        | QB      | WR        | TB       |
|-------------------|---------|---------|-----------|---------|---------|------------|---------------|-----------|---------|-----------|----------|
| Western Michigan  | Mathews | Ortmann | Schilling | Molk    | Moosman | Huyge      | Koger         | Odoms     | Forcier | Hemingway | C. Brown |
| Notre Dame        | Mathews | Ortmann | Schilling | Molk    | Moosman | Huyge      | Koger         | Odoms     | Forcier | Stonum    | C. Brown |
| Eastern Michigan  | Mathews | Ortmann | Schilling | Molk    | Ferrara | Huyge      | Koger         | Odoms     | Forcier | Stonum    | C. Brown |
| Indiana           | Mathews | Ortmann | Schilling | Moosman | Huyge   | Dorrestein | Koger         | Odoms     | Forcier | Hemingway | C. Brown |
| at Michigan State | Mathews | Ortmann | Schilling | Moosman | Huyge   | Dorrestein | Koger         | Odoms     | Forcier | Hemingway | C. Brown |
| at Iowa           | Stonum  | Ortmann | Schilling | Moosman | Huyge   | Dorrestein | Koger         | Odoms     | Forcier | Hemingway | Minor    |
| Delaware State    | Mathews | Ortmann | Schilling | Moosman | Huyge   | Dorrestein | Kev. Grady*   | Odoms     | Forcier | Hemingway | Shaw     |
| Penn State        | Mathews | Ortmann | Schilling | Molk    | Moosman | Dorrestein | Koger         | Odoms     | Forcier | Hemingway | C. Brown |
| at Illinois       | Mathews | Ortmann | Schilling | Moosman | Huyge   | Dorrestein | Koger         | Roundtree | Forcier | Hemingway | C. Brown |
| Purdue            | Mathews | Ortmann | Schilling | Moosman | Omameh  | Huyge      | Shaw #        | Roundtree | Forcier | Hemingway | Minor    |
| at Wisconsin      | Mathews | Ortmann | Schilling | Moosman | Omameh  | Dorrestein | D. Robinson # | Roundtree | Forcier | Hemingway | C. Brown |
| Ohio State        |         |         |           |         |         |            |               |           |         |           |          |

\* started at fullback. / # started in two tailback set.

## MICHIGAN STARTING LINEUPS • DEFENSE

| OPPONENT          | DE     | DT         | NT     | OLB | SAM      | MIKE  | WILL   | LCB    | SS       | FS       | RCB      |
|-------------------|--------|------------|--------|-----|----------|-------|--------|--------|----------|----------|----------|
| Western Michigan  | Graham | Van Bergen | Martin | Roh | S. Brown | Ezeh  | Mouton | Warren | Woolfolk | Williams | Cissoko  |
| Notre Dame        | Graham | Van Bergen | Martin | Roh | S. Brown | Ezeh  | Mouton | Warren | Woolfolk | Williams | Cissoko  |
| Eastern Michigan  | Graham | Van Bergen | Martin | Roh | S. Brown | Ezeh  | Leach  | Warren | Woolfolk | Williams | Cissoko  |
| Indiana           | Graham | Van Bergen | Martin | Roh | S. Brown | Ezeh  | Mouton | Warren | Woolfolk | Kovacs   | Cissoko  |
| at Michigan State | Graham | Van Bergen | Martin | Roh | S. Brown | Ezeh  | Mouton | Warren | Woolfolk | Williams | Floyd    |
| at Iowa           | Graham | Van Bergen | Martin | Roh | S. Brown | Ezeh  | Mouton | Warren | Kovacs   | Williams | Woolfolk |
| Delaware State    | Graham | Van Bergen | Martin | Roh | S. Brown | Ezeh  | Mouton | Warren | Kovacs   | Williams | Woolfolk |
| Penn State        | Graham | Van Bergen | Martin | Roh | S. Brown | Ezeh  | Mouton | Warren | Kovacs   | Williams | Woolfolk |
| at Illinois       | Graham | Van Bergen | Martin | Roh | S. Brown | Leach | Mouton | Warren | Kovacs   | Williams | Woolfolk |
| Purdue            | Graham | Van Bergen | Martin | Roh | S. Brown | Leach | Mouton | Warren | Kovacs   | Williams | Woolfolk |
| at Wisconsin      | Graham | Van Bergen | Martin | Roh | S. Brown | Ezeh  | Mouton | Warren | Kovacs   | B. Smith | Woolfolk |
| Ohio State        |        |            |        |     |          |       |        |        |          |          |          |

## RETURNING STARTERS FROM 2008

### Offense

| Player            | Pos. | Ht. | Wt. | Year/Elig. |
|-------------------|------|-----|-----|------------|
| Perry Dorrestein* | LT   | 6-7 | 310 | Sr./Jr.    |
| John Ferrara*     | LG   | 6-4 | 280 | Sr./Jr.    |
| Kevin Koger       | TE   | 6-4 | 245 | So.        |
| Greg Mathews      | WR   | 6-3 | 209 | Sr.        |
| Tim McAvoy*       | LG   | 6-6 | 297 | 5th Sr.    |
| Brandon Minor     | RB   | 6-1 | 216 | Sr.        |
| David Molk        | C    | 6-2 | 283 | Jr./So.    |
| David Moosman     | RG   | 6-5 | 292 | 5th Sr.    |
| Mark Moundros     | FB   | 6-1 | 228 | Sr./Jr.    |
| Martavious Odoms  | WR   | 5-9 | 171 | So.        |
| Mark Ortmann*     | LT   | 6-7 | 284 | 5th Sr.    |
| Stephen Schilling | RT   | 6-5 | 304 | Sr./Jr.    |
| Nick Sheridan*    | QB   | 6-1 | 220 | Sr./Jr.    |
| Darryl Stonum     | WR   | 6-2 | 188 | So.        |

\*split time as starter.

### Defense

| Player         | Pos. | Ht. | Wt. | Year/Elig. |
|----------------|------|-----|-----|------------|
| Stevie Brown   | S    | 6-0 | 215 | Sr.        |
| Obi Ezeh       | LB   | 6-2 | 240 | Sr./Jr.    |
| Brandon Graham | DE   | 6-2 | 268 | Sr.        |
| Jonas Mouton   | LB   | 6-2 | 218 | Sr./Jr.    |
| Donovan Warren | CB   | 6-0 | 187 | Jr.        |

### Specialists

| Player       | Pos. | Ht. | Wt. | Year/Elig. |
|--------------|------|-----|-----|------------|
| Zoltan Mesko | P    | 6-5 | 238 | 5th Sr.    |

MICHIGAN DEPTH CHART vs. OHIO STATE

OFFENSE

X 13 Greg Mathews (6-3, 209, Sr.)  
22 Darryl Stonum (6-2, 196, So.)  
6 Je'Ron Stokes (6-0, 181, Fr.)

LT 71 Mark Ortmann (6-7, 284, 5th Sr.)  
79 Perry Dorrestein (6-7, 306, Sr./Jr.)

LG 52 Stephen Schilling (6-5, 304, Sr./Jr.)  
57 Elliott Mealer (6-6, 299, So./Fr.)  
or 56 Ricky Barnum (6-2, 275, So./Fr.)

C 60 David Moosman (6-5, 293, 5th Sr.)  
62 Tim McAvoy (6-6, 291, 5th Sr.)

RG 65 Patrick Oameh (6-4, 276, So./Fr.)  
74 John Ferrara (6-4, 279, Sr./Jr.)

RT 79 Perry Dorrestein (6-7, 306, Sr./Jr.)  
72 Mark Huyge (6-6, 288, Jr./So.)

TE 86 Kevin Koger (6-4, 249, So.)  
80 Martell Webb (6-4, 245, Jr.)  
88 Brandon Moore (6-6, 243, So./Fr.)

Y 12 Roy Roundtree (6-0, 170, So./Fr.)  
or 9 Martavious Odoms (5-9, 172, So.)  
19 Kelvin Grady (5-9, 168, Jr./So.)  
7 Terrence Robinson (5-9, 171, So./Fr.)

Z 21 Junior Hemingway (6-1, 220, Jr./So.)  
82 LaTerryal Savoy (6-3, 214, 5th Sr.)

QB 5 Tate Forcier (6-1, 188, Fr.)  
or 16 Denard Robinson (6-0, 185, Fr.)  
or 8 Nick Sheridan (6-1, 218, Sr./Jr.)

FB 24 Kevin Grady (5-9, 230, 5th Sr.)  
or 44 Mark Moundros (6-1, 233, Sr./Jr.)

SB 4 Brandon Minor (6-1, 218, Sr.)  
23 Carlos Brown (6-0, 210, Sr.)  
20 Michael Shaw (6-0, 178, So.)  
2 Vincent Smith (5-6, 168, Fr.)

SPECIAL TEAMS

PK 92 Jason Olesnavage (6-5, 213, 5th Sr.)  
34 Brendan Gibbons (6-0, 229, Fr.)  
or 43 Bryan Wright (6-1, 217, Sr./Jr.)

P 41 Zoltan Mesko (6-5, 231, 5th Sr.)  
43 Bryan Wright (6-1, 217, Sr./Jr.)

LS 91 Tom Pomarico (6-4, 245, Jr./So.)  
54 Jareth Glanda (6-3, 265, Fr.)  
or 53 Ryan Van Bergen (6-6, 271, Jr./So.)

DEFENSE

DE 55 Brandon Graham (6-2, 263, Sr.)  
39 Will Heininger (6-6, 261, Jr./So.)  
99 Adam Patterson (6-3, 263, Sr./Jr.)

DT 53 Ryan Van Bergen (6-6, 271, Jr./So.)  
92 Greg Banks (6-4, 266, Jr.)

NT 68 Mike Martin (6-2, 292, So.)  
73 William Campbell (6-5, 318, Fr.)  
or 95 Renaldo Sagesse (6-4, 279, Jr.)

OLB 88 Craig Roh (6-4, 238, Fr.)  
58 Brandon Herron (6-2, 220, Jr./So.)  
81 Steve Watson (6-4, 257, Jr./So.)

MLB 45 Obi Ezeh (6-2, 243, Sr./Jr.)  
42 J.B. Fitzgerald (6-3, 232, So.)  
25 Kenny Demens (6-1, 236, So./Fr.)

WLB 8 Jonas Mouton (6-2, 228, Sr./Jr.)  
52 Kevin Leach (6-1, 206, Jr./So.)  
4 Brandon Smith (6-3, 209, So./Fr.)

SLB 3 Stevie Brown (6-0, 211, Sr.)  
23 Floyd Simmons (5-10, 190, So./Fr.)  
27 Mike Jones (6-2, 203, Fr.)

LCB 6 Donovan Warren (6-0, 185, Jr.)  
14 Teric Jones (5-8, 193, Fr.)  
or 2 J.T. Turner (6-2, 187, Fr.)

SS 32 Jordan Kovacs (5-10, 194, So./Fr.)  
31 Jared Van Slyke (6-3, 197, Jr./So.)

FS 40 Mike Williams (5-11, 188, Jr./So.)  
5 Vladimir Emilien (6-1, 198, Fr.)

RCB 29 Troy Woolfolk (6-0, 193, Jr.)  
12 J.T. Floyd (6-0, 183, So./Fr.)

KO 43 Bryan Wright (6-1, 217, Sr./Jr.)  
34 Brendan Gibbons (6-0, 229, Fr.)

PR 21 Junior Hemingway (6-1, 220, Jr./So.)  
or 9 Martavious Odoms (5-9, 172, So.)  
or 13 Greg Mathews (6-3, 209, Sr.)

KR 22 Darryl Stonum (6-2, 196, So.)  
23 Carlos Brown (6-0, 210, Sr.)  
19 Kelvin Grady (5-9, 168, Jr./So.)  
2 Vincent Smith (5-6, 168, Fr.)

START CHARTS

| OFFENSE           | Current |        |        |
|-------------------|---------|--------|--------|
|                   | '09     | Streak | Career |
| Stephen Schilling | 11      | 11     | 35     |
| Greg Mathews      | 10      | 5      | 26     |
| Mark Ortmann      | 11      | 19     | 23     |
| David Moosman     | 10      | 8      | 22     |
| Martavious Odoms  | 8       | 0      | 19     |
| David Molk        | 4       | 1      | 16     |
| Kevin Koger       | 9       | 0      | 12     |
| Tate Forcier      | 11      | 11     | 11     |
| Perry Dorrestein  | 7       | 1      | 11     |

\* missed game due to injury.

| DEFENSE         | Current |        |        |
|-----------------|---------|--------|--------|
|                 | '09     | Streak | Career |
| Donovan Warren  | 11      | 17     | 33     |
| Obi Ezeh        | 9       | 1      | 31     |
| Stevie Brown    | 11      | 23     | 24     |
| Jonas Mouton    | 10      | 8      | 21     |
| Mike Martin     | 11      | 11     | 11     |
| Craig Roh       | 11      | 11     | 11     |
| Ryan Van Bergen | 11      | 11     | 11     |
| Troy Woolfolk   | 11      | 11     | 11     |

| SPECIALISTS  | Current |        |        |
|--------------|---------|--------|--------|
|              | '09     | Streak | Career |
| Zoltan Mesko | 11      | 47     | 47     |
| Bryan Wright | 11      | 11     | 28     |

| LONGEST ACTIVE STARTS STREAKS |    |
|-------------------------------|----|
| Zoltan Mesko (P)              | 47 |
| Stevie Brown (LB)             | 23 |
| Mark Ortmann (OL)             | 19 |
| Donovan Warren (CB)           | 17 |

| CAREER GAMES STARTED  |    |
|-----------------------|----|
| Zoltan Mesko (P)      | 47 |
| Stephen Schilling     | 35 |
| Donovan Warren (CB)   | 33 |
| Obi Ezeh (LB)         | 31 |
| Brandon Graham (DE)   | 27 |
| Greg Mathews (WR)     | 26 |
| Stevie Brown (LB)     | 24 |
| Mark Ortmann (OL)     | 23 |
| David Moosman (OL)    | 22 |
| Jonas Mouton (LB)     | 21 |
| Martavious Odoms (SR) | 19 |
| David Molk (OL)       | 16 |

| CAREER GAMES PLAYED    |    |
|------------------------|----|
| Stevie Brown (S)       | 49 |
| Zoltan Mesko (P)       | 49 |
| Greg Mathews (WR)      | 48 |
| Brandon Graham (DE)    | 46 |
| LaTerryal Savoy (WR)   | 43 |
| Kevin Grady (RB)       | 43 |
| Brandon Minor (RB)     | 42 |
| Obi Ezeh (LB)          | 36 |
| John Ferrara (OL)      | 36 |
| Mark Moundros (FB)     | 36 |
| Mark Ortmann (OL)      | 35 |
| Stephen Schilling (OL) | 35 |
| Donovan Warren (CB)    | 35 |
| James Rogers (WR)      | 32 |
| Jonas Mouton (LB)      | 31 |
| Jon Conover (WR)       | 31 |
| Tim North (DE)         | 31 |
| Troy Woolfolk (S)      | 31 |
| Carlos Brown (RB)      | 30 |
| Greg Banks (DT)        | 29 |
| David Moosman (OL)     | 29 |
| Adam Patterson (DE)    | 25 |

# 2009 MICHIGAN FOOTBALL ROSTERS

## NUMERICAL ROSTER

| No. | Player                | Pos. |
|-----|-----------------------|------|
| 2   | Smith, Vincent        | RB   |
| 2   | Turner, J.T.          | CB   |
| 3   | Brown, Stevie ***     | LB   |
| 4   | Minor, Brandon ***    | RB   |
| 4   | Smith, Brandon        | LB   |
| 5   | Forcier, Tate         | QB   |
| 5   | Emilien, Vladimir     | S    |
| 6   | Warren, Donovan **    | CB   |
| 6   | Stokes, Je'Ron        | WR   |
| 7   | Robinson, Terrence    | SR   |
| 7   | Hawthorne, Brandin    | LB   |
| 8   | Sheridan, Nick *      | QB   |
| 8   | Mouton, Jonas **      | LB   |
| 9   | Odoms, Martavious *   | SR   |
| 10  | Gallon, Jeremy        | SR   |
| 12  | Roundtree, Roy        | SR   |
| 12  | Floyd, J.T.           | CB   |
| 13  | Mathews, Greg ***     | WR   |
| 14  | Jones, Teric          | CB   |
| 14  | Furrha, Nader         | QB   |
| 15  | Cox, Michael          | RB   |
| 15  | Gordon, Thomas        | S    |
| 16  | Robinson, Denard      | QB   |
| 17  | Cone, David *         | QB   |
| 17  | Anderson, Tony *      | CB   |
| 18  | Rogers, James **      | CB   |
| 19  | Johnson, Zac *        | S    |
| 19  | Grady, Kelvin         | SR   |
| 20  | Shaw, Michael *       | RB   |
| 20  | Kennedy, Jack         | QB   |
| 21  | Hemingway, Junior *   | WR   |
| 21  | Reilly, Jordan *      | S    |
| 22  | Stonum, Darryl *      | WR   |
| 23  | Brown, Carlos ***     | RB   |
| 23  | Simmons, Floyd        | S    |
| 24  | Grady, Kevin ***      | RB   |
| 25  | Demens, Kenny         | LB   |
| 26  | Bell, Isaiah          | LB   |
| 26  | Koenigsnecht, Nick    | SR   |
| 27  | Jones, Mike           | LB   |
| 27  | Owens, Jordan         | SR   |
| 28  | Toussaint, Fitzgerald | RB   |
| 28  | Cavanaugh, Matthew    | S    |
| 29  | Woolfolk, Troy **     | S    |
| 30  | Rogan, Doug           | SR   |
| 31  | Van Slyke, Jared      | S    |
| 32  | Kovacs, Jordan        | S    |
| 32  | Swanson, O'Neil       | RB   |
| 34  | Gibbons, Brendan      | PK   |
| 35  | Tech, Karl            | S    |
| 36  | Furrha, Rasheed       | LB   |
| 36  | Childers, Johnny      | FB   |
| 37  | Reyes, Ricky *        | SR   |
| 39  | Heininger, Will *     | DE   |
| 40  | Williams, Michael *   | S    |
| 40  | Baker, Zac            | WR   |
| 41  | Mesko, Zoltan ***     | P    |
| 42  | Fitzgerald, J.B. *    | LB   |
| 42  | Backey, Al            | CB   |
| 43  | Wright, Bryan **      | PK   |
| 44  | Moundros, Mark **     | FB   |
| 45  | Ezeh, Obi **          | LB   |
| 46  | Bills, Jon            | TE   |
| 46  | Broekhuizen, Seth     | PK   |
| 49  | McColgan, John        | FB   |
| 49  | Sutton, Benjamin      | RB   |
| 50  | Molk, David *         | OL   |
| 50  | Opong-Owusu, Ohene    | LB   |
| 52  | Schilling, Stephen ** | OL   |
| 52  | Leach, Kevin          | LB   |
| 53  | Van Bergen, Ryan *    | DT   |
| 54  | Glanda, Jareth        | OL   |

## ALPHABETICAL ROSTER

| No. | Player              | Pos. | Ht.  | Wt. | Year/Elig. | Hometown (High School/Previous School)             |
|-----|---------------------|------|------|-----|------------|--|
| 17  | Anderson, Tony *    | CB   | 5-11 | 190 | Jr./So.    | Redondo Beach, Calif. (Redondo Union)              |
| 42  | Backey, Al          | CB   | 5-9  | 170 | Fr.        | Ypsilanti, Mich. (Ypsilanti)                       |
| 40  | Baker, Zac          | WR   | 5-9  | 192 | Sr.        | Grayling, Mich. (Grayling)                         |
| 92  | Banks, Greg **      | DT   | 6-4  | 266 | Sr./Jr.    | Denver, Colo. (Montbello)                          |
| 67  | Barker, Adam        | OL   | 6-1  | 278 | Fr.        | Adrian, Mich. (Adrian)                             |
| 56  | Barnum, Ricky       | OL   | 6-2  | 275 | So./Fr.    | Lakeland, Fla. (Lake Gibson)                       |
| 26  | Bell, Isaiah        | LB   | 6-1  | 220 | Fr.        | Youngstown, Ohio (Liberty)                         |
| 46  | Bills, Jon          | TE   | 6-3  | 224 | Jr./So.    | Farmington Hills, Mich. (North Farmington)         |
| 66  | Brandt, Christian   | OL   | 6-6  | 300 | Fr.        | West Bloomfield, Mich. (Saint Mary's Prep)         |
| 67  | Brink, Nathan       | DE   | 6-5  | 223 | Fr.        | Holland, Mich. (Holland Christian)                 |
| 46  | Broekhuizen, Seth   | PK   | 6-0  | 184 | Fr.        | Holland, Mich. (Holland)                           |
| 23  | Brown, Carlos ***   | RB   | 6-0  | 210 | Sr.        | Franklin, Ga. (Heard County)                       |
| 3   | Brown, Stevie ***   | LB   | 6-0  | 211 | Sr.        | Columbus, Ind. (Columbus East)                     |
| 73  | Campbell, William   | DT   | 6-5  | 318 | Fr.        | Detroit, Mich. (Cass Technical)                    |
| 28  | Cavanaugh, Matthew  | S    | 5-10 | 179 | So./Fr.    | Alto, Mich. (Caledonia)                            |
| 36  | Childers, Johnny    | FB   | 6-2  | 216 | Fr.        | Muskegon, Mich. (Mona Shores)                      |
| 61  | Ciullo, Zac         | OL   | 6-1  | 258 | Jr./So.    | Bloomfield Hills, Mich. (Brother Rice)             |
| 89  | Collins, Patrick    | WR   | 6-0  | 181 | So./Fr.    | Ann Arbor, Mich. (Pioneer)                         |
| 17  | Cone, David *       | QB   | 6-7  | 222 | Sr./Jr.    | Statesboro, Ga. (Statesboro)                       |
| 83  | Conover, Jon **     | WR   | 6-3  | 199 | Sr./Jr.    | Northville, Mich. (Catholic Central)               |
| 15  | Cox, Michael        | RB   | 6-0  | 208 | So./Fr.    | Dorchester, Mass. (Avon Old Farms)                 |
| 25  | Demens, Kenny       | LB   | 6-1  | 236 | So./Fr.    | Oak Park, Mich. (Detroit Country Day)              |
| 79  | Dorrestein, Perry * | OL   | 6-7  | 306 | Sr./Jr.    | Plainfield, Ill. (Plainfield Central)              |
| 5   | Emilien, Vladimir   | S    | 6-1  | 198 | Fr.        | Lauderhill, Fla. (Plantation)                      |
| 45  | Ezeh, Obi **        | LB   | 6-2  | 243 | Sr./Jr.    | Grand Rapids, Mich. (Catholic Central)             |
| 74  | Ferrara, John **    | OL   | 6-4  | 279 | Sr./Jr.    | Staten Island, N.Y. (Monsignor Farrell)            |
| 42  | Fitzgerald, J.B. *  | LB   | 6-3  | 232 | So.        | Princeton Junction, N.J. (West Windsor Plainsboro) |
| 12  | Floyd, J.T.         | CB   | 6-0  | 183 | So./Fr.    | Greenville, S.C. (J.L. Mann)                       |
| 5   | Forcier, Tate       | QB   | 6-1  | 188 | Fr.        | San Diego, Calif. (Scripps Ranch)                  |
| 14  | Furrha, Nader       | QB   | 5-11 | 175 | Fr.        | Ann Arbor, Mich. (Pioneer)                         |
| 36  | Furrha, Rasheed     | LB   | 6-1  | 204 | Jr./So.    | Ann Arbor, Mich. (Pioneer)                         |
| 10  | Gallon, Jeremy      | SR   | 5-8  | 165 | Fr.        | Apopka, Fla. (Apopka)                              |
| 34  | Gibbons, Brendan    | PK   | 6-0  | 229 | Fr.        | West Palm Beach, Fla. (Cardinal Newman)            |
| 54  | Glanda, Jareth      | OL   | 6-3  | 265 | Fr.        | Rochester Hills, Mich. (Brother Rice)              |
| 84  | Gordon, Cameron     | WR   | 6-2  | 208 | Fr.        | Detroit, Mich. (Inkster)                           |
| 15  | Gordon, Thomas      | S    | 5-11 | 205 | Fr.        | Detroit, Mich. (Cass Technical)                    |
| 19  | Grady, Kelvin       | SR   | 5-9  | 168 | Jr./So.    | Grand Rapids, Mich. (East Grand Rapids)            |
| 24  | Grady, Kevin ***    | RB   | 5-9  | 230 | 5th        | Grand Rapids, Mich. (East Grand Rapids)            |
| 55  | Graham, Brandon *** | DE   | 6-2  | 263 | Sr.        | Detroit, Mich. (Crockett Technical)                |
| 94  | Graman, Curt        | LS   | 6-5  | 200 | Fr.        | Cincinnati, Ohio (Elder)                           |
| 69  | Gunderson, Erik     | OL   | 6-8  | 330 | Fr.        | Milan, Mich. (Milan)                               |
| 59  | Gyarmati, Paul      | LB   | 6-2  | 204 | So./Fr.    | Birmingham, Mich. (Brother Rice)                   |
| 7   | Hawthorne, Brandin  | LB   | 6-0  | 198 | Fr.        | Pahokee, Fla. (Pahokee)                            |
| 39  | Heininger, Will *   | DE   | 6-6  | 261 | Jr./So.    | Ann Arbor, Mich. (Pioneer)                         |
| 21  | Hemingway, Junior * | WR   | 6-1  | 220 | Jr./So.    | Conway, S.C. (Conway)                              |
| 58  | Herron, Brandon *   | OLB  | 6-2  | 220 | Jr./So.    | Stafford, Texas (Dulles)                           |
| 72  | Huyge, Mark *       | OL   | 6-6  | 288 | Jr./So.    | Wyoming, Mich. (Catholic Central)                  |
| 19  | Johnson, Zac *      | S    | 6-2  | 199 | Jr./So.    | Morenci, Mich. (Morenci)                           |
| 27  | Jones, Mike         | LB   | 6-2  | 203 | Fr.        | Orlando, Fla. (Edgewater)                          |
| 14  | Jones, Teric        | CB   | 5-8  | 193 | Fr.        | Detroit, Mich. (Cass Technical)                    |
| 20  | Kennedy, Jack       | QB   | 5-10 | 190 | So./Fr.    | Walled Lake, Mich. (Walled Lake Central)           |
| 63  | Khoury, Rocko       | OL   | 6-5  | 283 | So./Fr.    | Traverse City, Mich. (Traverse City West)          |
| 26  | Koenigsnecht, Nick  | SR   | 5-10 | 183 | Sr./Jr.    | Davisburg, Mich. (Orchard Lake St. Mary's)         |
| 86  | Koger, Kevin *      | TE   | 6-4  | 249 | So.        | Toledo, Ohio (Whitmer)                             |
| 32  | Kovacs, Jordan      | S    | 5-10 | 194 | So./Fr.    | Curtice, Ohio (Clay)                               |
| 90  | LaLota, Anthony     | DE   | 6-4  | 256 | Fr.        | Princeton, N.J. (The Hun School)                   |
| 52  | Leach, Kevin        | LB   | 6-1  | 206 | Jr./So.    | Kentwood, Mich. (Grand Rapids Catholic Central)    |
| 77  | Lewan, Taylor       | OL   | 6-7  | 268 | Fr.        | Scottsdale, Ariz. (Chaparral)                      |
| 59  | Lindley, Tom        | OL   | 6-2  | 290 | Fr.        | Shirley, N.Y. (William Floyd)                      |
| 68  | Martin, Mike *      | DT   | 6-2  | 292 | So.        | Redford, Mich. (Catholic Central)                  |
| 13  | Mathews, Greg ***   | WR   | 6-3  | 209 | Sr.        | Orlando, Fla. (Edgewater)                          |
| 62  | McAvoy, Tim **      | OL   | 6-6  | 291 | 5th        | Bloomington, Ill. (Bloomington)                    |
| 49  | McColgan, John      | FB   | 6-1  | 227 | Jr./So.    | Saginaw, Mich. (Nouvel Catholic)                   |
| 57  | Mealer, Elliott     | OL   | 6-6  | 299 | So./Fr.    | Wauseon, Ohio (Wauseon)                            |
| 41  | Mesko, Zoltan ***   | P    | 6-5  | 231 | 5th        | Twinsburg, Ohio (Twinsburg)                        |
| 4   | Minor, Brandon ***  | RB   | 6-1  | 218 | Sr.        | Richmond, Va. (Varina)                             |
| 50  | Molk, David *       | OL   | 6-2  | 275 | Jr./So.    | Lemont, Ill. (Lemont Township)                     |
| 88  | Moore, Brandon      | TE   | 6-6  | 243 | So./Fr.    | Trotwood, Ohio (Trotwood-Madison)                  |
| 60  | Moosman, David *    | OL   | 6-5  | 293 | 5th        | Libertyville, Ill. (Libertyville)                  |
| 66  | Morales, George     | LS   | 6-0  | 220 | So./Fr.    | North Las Vegas, Nev. (Mojave)                     |
| 44  | Moundros, Mark **   | FB   | 6-1  | 233 | Sr./Jr.    | Farmington Hills, Mich. (North Farmington)         |
| 8   | Mouton, Jonas **    | LB   | 6-2  | 228 | Sr./Jr.    | Los Angeles, Calif. (Venice)                       |

# 2009 MICHIGAN FOOTBALL ROSTERS

## ALPHABETICAL ROSTER

| No. | Player                | Pos. | Ht.  | Wt. | Year/Elig. | Hometown (High School/Previous School)       |
|-----|-----------------------|------|------|-----|------------|--|
| 89  | North, Tim **         | DE   | 6-1  | 246 | 5th        | Linden, Mich. (Linden)                       |
| 70  | Nowicki, Bryant *     | OL   | 6-9  | 325 | Sr./Jr.    | Bay City, Mich. (John Glenn)                 |
| 9   | Odoms, Martavious *   | SR   | 5-9  | 172 | So.        | Pahokee, Fla. (Pahokee)                      |
| 92  | Olesnavage, Jason     | PK   | 6-5  | 213 | 5th Sr.    | Ferndale, Mich. (Ferndale)                   |
| 65  | Omameh, Patrick       | OL   | 6-4  | 276 | So./Fr.    | Columbus, Ohio (St. Francis DeSales)         |
| 50  | Opong-Owusu, Ohene    | LB   | 6-2  | 239 | 5th        | West Bloomfield, Mich. (Walled Lake Western) |
| 71  | Ortmann, Mark **      | OL   | 6-7  | 284 | 5th        | Klein, Texas (Klein)                         |
| 27  | Owens, Jordan         | SR   | 5-9  | 170 | Fr.        | Alpharetta, Ga. (Alpharetta)                 |
| 99  | Patterson, Adam **    | DE   | 6-3  | 263 | Sr./Jr.    | Columbia, S.C. (Richland Northeast)          |
| 93  | Pauloski, Kris        | PK   | 6-2  | 190 | Fr.        | Indianapolis, Ind. (Pike)                    |
| 91  | Pomarico, Tom         | LS   | 6-4  | 245 | Jr./So.    | Jackson, Mich. (Lumen Christi)               |
| 21  | Reilly, Jordan *      | S    | 5-10 | 185 | Jr./So.    | Taylor, Mich. (Kennedy)                      |
| 37  | Reyes, Ricky *        | SR   | 5-11 | 184 | 5th        | Macomb, Mich. (Dakota)                       |
| 85  | Reynolds, Joe         | WR   | 6-1  | 175 | Fr.        | Rochester, Mich. (Rochester Adams)           |
| 16  | Robinson, Denard      | QB   | 6-0  | 185 | Fr.        | Deerfield Beach, Fla. (Deerfield Beach)      |
| 7   | Robinson, Terrence    | SR   | 5-9  | 171 | So./Fr.    | Klein, Texas (Oak)                           |
| 30  | Rogan, Doug           | SR   | 6-1  | 184 | Jr./So.    | Grass Lake, Mich. (Grass Lake)               |
| 18  | Rogers, James **      | CB   | 6-1  | 182 | Jr.        | Madison Heights, Mich. (Lamphere)            |
| 88  | Roh, Craig            | OLB  | 6-4  | 238 | Fr.        | Scottsdale, Ariz. (Chaparral)                |
| 12  | Roundtree, Roy        | SR   | 6-0  | 170 | So./Fr.    | Trotwood, Ohio (Trotwood-Madison)            |
| 95  | Sagesse, Renaldo **   | DT   | 6-4  | 279 | Jr.        | Montreal, Quebec (Vieux Montreal)            |
| 82  | Savoy, LaTerryal **   | WR   | 6-3  | 214 | 5th        | Mamou, La. (Mamou)                           |
| 52  | Schilling, Stephen ** | OL   | 6-5  | 304 | Sr./Jr.    | Bellevue, Wash. (Bellevue)                   |
| 75  | Schofield, Michael    | OL   | 6-6  | 268 | Fr.        | Orland Park, Ill. (Carl Sandburg)            |
| 97  | Schrimsher, Scott     | PK   | 5-10 | 188 | Jr./So.    | Canton, Mich. (Detroit Catholic Central)     |
| 20  | Shaw, Michael *       | RB   | 6-0  | 178 | So.        | Trotwood, Ohio (Trotwood-Madison)            |
| 8   | Sheridan, Nick *      | QB   | 6-1  | 218 | Sr./Jr.    | Saline, Mich. (Saline)                       |
| 23  | Simmons, Floyd        | S    | 5-10 | 190 | So./Fr.    | Detroit, Mich. (Crockett Technical)          |
| 4   | Smith, Brandon        | LB   | 6-3  | 209 | So./Fr.    | New Brunswick, N.J. (New Brunswick)          |
| 2   | Smith, Vincent        | RB   | 5-6  | 168 | Fr.        | Pahokee, Fla. (Pahokee)                      |
| 6   | Stokes, Je'Ron        | WR   | 6-0  | 181 | Fr.        | Philadelphia, Pa. (Northeast)                |
| 22  | Stonum, Darryl *      | WR   | 6-2  | 196 | So.        | Stafford, Texas (Dulles)                     |
| 49  | Sutton, Benjamin      | RB   | 5-11 | 196 | Sr./Jr.    | Miller Place, N.Y. (Miller Place)            |
| 32  | Swanson, O'Neil       | RB   | 5-10 | 156 | Fr.        | West Bloomfield, Mich. (Detroit Country Day) |
| 35  | Tech, Karl            | S    | 5-10 | 194 | Jr./So.    | Grosse Pointe, Mich. (Grosse Pointe North)   |
| 96  | Therman, Mike *       | OLB  | 6-4  | 239 | Sr./Jr.    | Ann Arbor, Mich. (Pioneer)                   |
| 28  | Toussaint, Fitzgerald | RB   | 5-9  | 185 | Fr.        | Youngstown, Ohio (Liberty)                   |
| 2   | Turner, J.T.          | CB   | 6-2  | 187 | Fr.        | Massillon, Ohio (Washington)                 |
| 53  | Van Bergen, Ryan *    | DT   | 6-6  | 271 | Jr./So.    | Whitehall, Mich. (Whitehall)                 |
| 31  | Van Slyke, Jared      | S    | 6-3  | 197 | Jr./So.    | St. Louis, Mo. (John Burroughs)              |
| 62  | Ware, Dominique       | DT   | 5-7  | 248 | Jr./So.    | Detroit, Mich. (Inkster)                     |
| 6   | Warren, Donovan **    | CB   | 6-0  | 185 | Jr.        | Long Beach, Calif. (Polytechnic)             |
| 76  | Washington, Quinton   | OL   | 6-3  | 325 | Fr.        | St. Stephen, S.C. (Timberland)               |
| 81  | Watson, Steve *       | OLB  | 6-4  | 257 | Jr./So.    | Cherry Hills Village, Colo. (Mullen)         |
| 80  | Webb, Martell **      | TE   | 6-4  | 245 | Jr.        | Pontiac, Mich. (Northern)                    |
| 40  | Williams, Michael *   | S    | 5-11 | 188 | Jr./So.    | Santa Yuez, Calif. (St. Bonaventure)         |
| 29  | Woolfolk, Troy **     | S    | 6-0  | 193 | Jr.        | Sugar Land, Texas (Dulles)                   |
| 43  | Wright, Bryan **      | PK   | 6-1  | 217 | Sr./Jr.    | Salem, Ohio (Salem)                          |

## NUMERICAL ROSTER

| No. | Player              | Pos. |
|-----|---------------------|------|
| 55  | Graham, Brandon *** | DE   |
| 56  | Barnum, Ricky       | OL   |
| 57  | Mealer, Elliott     | OL   |
| 58  | Herron, Brandon *   | OLB  |
| 59  | Gyarmati, Paul      | LB   |
| 59  | Lindley, Tom        | OL   |
| 60  | Moosman, David *    | OL   |
| 61  | Ciullo, Zac         | OL   |
| 62  | McAvoy, Tim **      | OL   |
| 62  | Ware, Dominique     | DT   |
| 63  | Khoury, Rocko       | OL   |
| 65  | Omameh, Patrick     | OL   |
| 66  | Morales, George     | LS   |
| 66  | Brandt, Christian   | OL   |
| 67  | Barker, Adam        | OL   |
| 67  | Brink, Nathan       | DE   |
| 68  | Martin, Mike *      | DT   |
| 69  | Gunderson, Erik     | OL   |
| 70  | Nowicki, Bryant *   | OL   |
| 71  | Ortmann, Mark **    | OL   |
| 72  | Huyge, Mark **      | OL   |
| 73  | Campbell, William   | DT   |
| 74  | Ferrara, John **    | OL   |
| 75  | Schofield, Michael  | OL   |
| 76  | Washington, Quinton | OL   |
| 77  | Lewan, Taylor       | OL   |
| 79  | Dorrestein, Perry * | OL   |
| 80  | Webb, Martell **    | TE   |
| 81  | Watson, Steve *     | OLB  |
| 82  | Savoy, LaTerryal ** | WR   |
| 83  | Conover, Jon **     | WR   |
| 84  | Gordon, Cameron     | WR   |
| 85  | Reynolds, Joe       | WR   |
| 86  | Koger, Kevin *      | TE   |
| 88  | Moore, Brandon      | TE   |
| 88  | Roh, Craig          | OLB  |
| 89  | North, Tim **       | DE   |
| 89  | Collins, Patrick    | WR   |
| 90  | LaLota, Anthony     | DE   |
| 91  | Pomarico, Tom       | LS   |
| 92  | Banks, Greg **      | DT   |
| 92  | Olesnavage, Jason   | PK   |
| 93  | Pauloski, Kris      | PK   |
| 94  | Graman, Curt        | LS   |
| 95  | Sagesse, Renaldo ** | DT   |
| 96  | Therman, Mike *     | OLB  |
| 97  | Schrimsher, Scott   | PK   |
| 99  | Patterson, Adam **  | DE   |

## PRONUNCIATION GUIDE

Johnny Childers ..... Chill-ders  
 Jeremy Ciullo ..... Chew-lo  
 Kenny Demens ..... Demins  
 Perry Dorrestein ..... dooris-STINE  
 Vladimir Emilien ..... E-million  
 Obi Ezeh ..... Ehh-zay  
 John Ferrara ..... fuh-RAH-rah  
 Tate Forcier ..... Four-C-A  
 Nader Furrha ..... Fur-ha  
 Rushdi Furrha ..... Rusheed Fur-ha  
 Will Heininger ..... Hine-in-ger  
 Mark Huyge ..... Hugh-gee  
 Rocko Khoury ..... Corey  
 Zoltan Mesko ..... ZOLE-TAHN MESS-co  
 David Moosman ..... MOOSE-muhn  
 Mark Moundros ..... MOON-drose

Jonas Mouton ..... MOO-tahn  
 Bryant Nowicki ..... KNOW-wicky  
 Jason Olesnavage ..... o-less-NAV-ich  
 Patrick Omameh ..... O-ma-MAY  
 Ohene Opong-Owusu ..... o'HENNY o-PONG oh-WOO-sue  
 Kris Pauloski ..... Pa-lowski  
 Renaldo Sagesse ..... sah-GAYSAY  
 LaTerryal Savoy ..... la-TERRY-yell sa-VOY  
 Scott Schrimsher ..... Shrim-sheer  
 Je'Ron Stokes ..... Ja-ron  
 Darryl Stonum ..... Stone-um  
 Fitzgerald Toussaint ..... Two-sant

# HEAD COACH RICH RODRIGUEZ



## Rich Rodriguez: Head Coach ■ West Virginia (1986)

**Michigan W-L: 8-15 (.348) Second Season**

**Big Ten W-L: 3-12 (.200)**

Rich Rodriguez is in his second season as head coach of the nation's all-time winningest football program. Rodriguez was announced as the 18th head coach in U-M football history on Dec. 17, 2007. He is just the 11th head coach in the 107 years since Fielding H. Yost made his debut in 1901.

Rodriguez arrived at Michigan after spending seven years as head coach at West Virginia University where he led the Mountaineers to a 60-26 record, four Big East titles and six consecutive bowl game bids. In 2005, he was named to the American Football Coaches Association Board of Trustees.

Following a 10-2 (5-2 Big East) season in 2007 in which his team won the Big East title and a BCS berth, Rodriguez was named the AFCA Region I co-Coach of the Year, sharing the honor with Boston College's Jeff Jagodzinski. It was Rodriguez's second such honor after being recognized by the AFCA in 2003. He was a finalist for the 2007 Liberty Mutual Coach of the Year Award, which honors the college football coaches who best exemplify responsibility and excellence on and off the field. Rodriguez was also the 2003 and 2005 Big East Coach of the Year.

Under Rodriguez's guidance, WVU claimed four Big East championships in five years (2003, '04, '05, '07) and recorded three consecutive seasons (2005-07) with double-digit victories for the first time in school history. The Mountaineers recorded at least eight wins in each of his last six seasons, and from 2002-07, accumulated a record of 57-16, winning 78.1 percent of their games.


In 2006, the Mountaineers finished 10th in the national polls at 11-2 behind a pair of All-Americans and the Big East Player of the Year. In 2004 and 2005, Rodriguez's teams claimed conference titles, as the 2005 squad went on to record WVU's first BCS victory, a 38-35 upset over Georgia in the Sugar Bowl.

The Mountaineers rattled off seven straight wins in 2003 to post a 6-1 mark in conference play and tie Miami for the Big East title, while earning a second straight bowl berth. In 2002, Rodriguez engineered the greatest turn-around in Big East history, taking his 2001 team from a 1-6 record in league play to 6-1 the following year. West Virginia finished second in the nation in rushing in 2002 (283 ypg) and ranked

fourth nationally in turnover margin.

Prior to accepting the West Virginia job on Nov. 26, 2000, Rodriguez served as offensive coordinator and associate head coach for Tommy Bowden at Clemson in 1999 (6-6) and 2000 (9-3). He spent the previous two years, 1997 and '98, as offensive coordinator and quarterbacks coach for Bowden at Tulane where he helped lead the Green Wave to a 19-4 mark. After a 7-4 record in 1997, Rodriguez helped Tulane post an undefeated 1998 season (12-0) with the Conference USA championship and a victory over Brigham Young in the Liberty Bowl.

Rodriguez began his collegiate head coaching career at the NAIA/Division II level at Salem (1988) and Glenville State College (1990-96). In between both head coaching stops, Rodriguez was a volunteer assistant coach for the Mountaineers' outside linebackers in 1989.



### Conference Championships

Big East (2003, 2004, 2005, 2007)  
WVAC (1993, 1994, 1995, 1996)

### Coach of the Year Honors

AFCA Region I (2003, 2005, 2007)  
Big East (2003, 2005)  
WVAC (1993, 1994)  
NAIA (1993)  
W.Va. State College (1993, 2003, 2005)

### At a Glance

Born: May 24, 1963 in Chicago, Ill.  
High School: North Marion (1981)  
College: West Virginia, B.S., 1986  
Wife: Rita  
Children: Raquel, Rhett

## RICH RODRIGUEZ'S YEAR-BY-YEAR COACHING RECORD

| YEAR             | SCHOOL            | RECORD                 | CONFERENCE          | LEAGUE FINISH    | BOWL GAME (RESULT)                    | FINAL AP RANK |
|------------------|-------------------|------------------------|---------------------|------------------|---------------------------------------|---------------|
| 1988             | Salem             | 2-8 (.200)             | 2-5 (.286)          | WVAC (6th)       |                                       |               |
| 1990             | Glenville State   | 1-7-1 (.167)           | 1-5 (.167)          | WVAC (6th)       |                                       |               |
| 1991             | Glenville State   | 4-5-1 (.450)           | 3-4 (.429)          | WVAC (5th)       |                                       |               |
| 1992             | Glenville State   | 6-4 (.600)             | 5-2 (.714)          | WVAC (3rd)       |                                       |               |
| 1993             | Glenville State   | 10-3 (.769)            | 6-1 (.857)          | WVAC champion    |                                       |               |
| 1994             | Glenville State   | 8-3 (.727)             | 5-1 (.833)          | WVAC champion    |                                       |               |
| 1995             | Glenville State   | 8-2 (.800)             | 6-1 (.857)          | WVAC champion    |                                       |               |
| 1996             | Glenville State   | 6-4 (.600)             | 6-1 (.857)          | WVAC champion    |                                       |               |
| 2001             | West Virginia     | 3-8 (.273)             | 1-6 (.143)          | Big East (7th)   |                                       |               |
| 2002             | West Virginia     | 9-4 (.692)             | 6-1 (.857)          | Big East (2nd)   | Continental Tire, Virginia (L, 22-48) | 25            |
| 2003             | West Virginia     | 8-5 (.615)             | 6-1 (.857)          | Big East (T-1st) | Gator, Maryland (L, 7-41)             | NR            |
| 2004             | West Virginia     | 8-4 (.667)             | 4-2 (.667)          | Big East (T-1st) | Gator, Florida State (L, 18-30)       | NR            |
| 2005             | West Virginia     | 11-1 (.917)            | 6-0 (1.00)          | Big East (1st)   | Sugar, Georgia (W, 38-35)             | 5             |
| 2006             | West Virginia     | 11-2 (.846)            | 5-2 (.714)          | Big East (3rd)   | Gator, Georgia Tech (W, 38-35)        | 10            |
| 2007             | West Virginia     | 10-2 (.833)            | 5-2 (.714)          | Big East (T-1st) | Fiesta*, Oklahoma (W, 48-28)          | 6             |
| 2008             | Michigan          | 3-9 (.250)             | 2-6 (.250)          |                  |                                       |               |
| 2009             | Michigan          | 5-6 (.455)             | 1-6 (.143)          |                  |                                       |               |
| <b>NAIA/D-II</b> | <b>8 seasons</b>  | <b>45-36-2 (.554)</b>  | <b>34-22 (.607)</b> |                  |                                       |               |
| <b>D-I</b>       | <b>9 seasons</b>  | <b>68-41 (.624)</b>    | <b>36-24 (.600)</b> |                  |                                       |               |
| <b>TOTAL</b>     | <b>17 seasons</b> | <b>113-77-2 (.594)</b> | <b>70-46 (.603)</b> |                  |                                       |               |

\* did not coach the Fiesta Bowl after accepting the Michigan job on Dec. 17.

At Glenville State, his teams won or shared four consecutive West Virginia Intercollegiate Athletic Conference titles (1993-96). Rodriguez was named the WVIAC Coach of the Year in 1993 and '94, as well as the NAIA Coach of the Year after leading his 1993 team to a national runner-up finish. He was also recognized by the West Virginia Sports Writers Association as the state College Coach of the Year for all sports in 1993. Rodriguez led the Pioneers to the national playoffs twice and posted a 43-28-2 record during his seven seasons. In addition to his coaching responsibilities, Rodriguez served as Glenville's athletic director in 1995-96, and was inducted into the Glenville Hall of Fame in 2003.

## RICH RODRIGUEZ'S MILESTONE WINS

| Win | Opponent                          | Site | Date           |
|-----|-----------------------------------|------|----------------|
| 1   | Salem 21, WV Tech 16              |      | 1988           |
| 10  | Glenville 30, WV Wesleyan 6       |      | 1992           |
| 20  | Glenville 50, WV Tech 0           |      | 1993           |
| 30  | Glenville 59, WV Tech 8           |      | 1994           |
| 40  | Glenville 44, WV State 14         |      | 1996           |
| 50  | West Virginia 35, Cincinnati 32   | A    | Sept. 14, 2002 |
| 60  | West Virginia 28, Virginia Tech 7 | H    | Oct. 22, 2003  |
| 70  | West Virginia 31, Connecticut 19  | A    | Oct. 13, 2004  |
| 80  | West Virginia 45, Connecticut 13  | H    | Nov. 2, 2005   |
| 90  | West Virginia 41, Syracuse 17     | H    | Oct. 14, 2006  |
| 100 | West Virginia 55, Syracuse 14     | A    | Oct. 6, 2007   |

## U-M SUPERLATIVES UNDER RICH RODRIGUEZ

|  |      |
|--|------|
| Overall:                                       | 8-15 |
| At Home:                                       | 7-7  |
| On the Road:                                   | 1-8  |
| Neutral:                                       | 0-0  |
| By Month:                                      |      |
| August:  | 0-1  |
| September:                                     | 6-1  |
| October:                                       | 1-8  |
| November:                                      | 1-5  |
| December:                                      | 0-0  |
| January:                                       | 0-0  |
| When Scoring First:                            | 6-8  |
| When Opponent Scored First:                    | 2-7  |
| When Scoring 20 or More Points:                | 7-8  |
| When Scoring Less Than 20 Points:              | 1-7  |
| When Leading at the Half:                      | 5-6  |
| When Trailing at the Half:                     | 3-8  |
| When Tied at the Half:                         | 0-1  |
| When Leading after 3 Quarters:                 | 6-0  |
| When Trailing after 3 Quarters:                | 2-13 |
| When Tied after 3 Quarters:                    | 0-2  |
| When Outrushing the Opponent:                  | 7-5  |
| With 35 or More Rushing Attempts:              | 6-11 |
| With Less Than 30 Passing Attempts:            | 6-9  |
| When Leading in Time of Possession:            | 2-2  |
| When Trailing in Time of Possession:           | 6-13 |
| On Turf:                                       | 8-11 |
| On Grass:                                      | 0-4  |
| When Leading in Takeaway/Turnover Ratio:       | 2-3  |
| When Even in Takeaway/Turnover Ratio:          | 3-4  |
| When Trailing in Takeaway/Turnover Ratio:      | 3-8  |
| With an Individual 100-Yard Rusher:            | 3-6  |
| With an Individual 200-Yard Passer:            | 2-4  |
| 250-Yard Passer:                               | 0-2  |
| With an Individual 100-Yard Receiver:          | 1-2  |
| With an Individual Opponent 100-Yard Rusher:   | 2-8  |
| With an Individual Opponent 200-Yard Passer:   | 4-9  |
| 250-Yard Passer:                               | 3-7  |
| With an Individual Opponent 100-Yard Receiver: | 3-6  |

Rodriguez's players set five national career records for Division II. Three Pioneers received the WVIAC Player of the Year honors in succession: Jed Drenning in 1992-93, Chris George in 1994 and Scott Otis in 1995.

The secondary coach and special teams coordinator at Salem International University (now Salem College) in 1986, Rodriguez was then promoted to assistant head coach and defensive coordinator for the 1987 season. He became the youngest college football head coach in the country at 24 when Salem appointed him in 1988. He posted a 2-8 record during his first season as head coach. Unfortunately, Rodriguez's tenure didn't last long as the school was bought out one year later and the football program was dissolved prior to the 1989 season.

A member of West Virginia's 1981-84 teams, Rodriguez was a three-year letterwinner (1982-84) as a defensive back for Don Nehlen; Nehlen served as an assistant coach at U-M for Bo Schembechler from 1977-79. The Mountaineers posted a 26-10 record in those three years and made three bowl appearances: the 1982 Gator Bowl (lost to Florida State, 31-12); the 1983 Hall of Fame Bowl (defeated Kentucky, 20-16); and the 1984 Bluebonnet Bowl (defeated TCU, 31-14).

Rodriguez earned a bachelor's degree in physical education and safety from West Virginia in 1986, and added a master's degree in physical education from Salem in 1987.

A native of Grant Town, W.Va., in Marion County, Rodriguez grew up just five miles from the birthplace of U-M legendary coach Fielding Yost (Fairview, W.Va.). He is a 1981 graduate of North Marion High School, where he was a four-sport letterman and an all-state honoree in football and basketball, leading the Huskies to the 1980 Class AAA state football championship.

Rich and his wife, Rita, have two children, Raquel and Rhett.

## RECORD VERSUS OPPONENTS

| School                  | Record |
|-------------------------|--------|
| Boston College          | 2-2    |
| California (Pa.)        | 2-0    |
| Carrroll (Mt.)          | 1-0    |
| Central Connecticut St. | 0-1    |
| Central Florida         | 2-0    |
| Central State (Ohio)    | 1-0    |
| Cincinnati              | 4-1    |
| Clarion                 | 0-1    |
| Concord                 | 4-4    |
| Connecticut             | 4-0    |
| Cumberland (Ky.)        | 1-0-1  |
| Delaware State          | 1-0    |
| East Carolina           | 6-0    |
| East Central (Okla.)    | 0-1    |
| Eastern Michigan        | 1-0    |
| East Tennessee State    | 0-1    |
| Eastern Washington      | 1-0    |
| Fairmont State          | 6-2    |
| Florida State           | 0-1    |
| Geneva                  | 1-0-1  |
| Georgia                 | 1-0    |
| Georgia Southern        | 0-1    |
| Georgia Tech            | 1-0    |
| Glenville State         | 0-1    |
| Illinois                | 0-2    |
| Indiana                 | 1-0    |
| Indiana (Pa.)           | 0-3    |
| Iowa                    | 0-1    |
| James Madison           | 1-0    |
| Johnson C. Smith        | 1-1    |
| Kent State              | 1-0    |
| Livingstone             | 1-1    |
| Louisville              | 2-1    |
| Marshall                | 2-1    |
| Maryland                | 4-4    |
| Miami (Fla.)            | 0-3    |
| Miami (Ohio)            | 1-0    |
| Michigan State          | 0-2    |
| Minnesota               | 1-0    |
| Mississippi             | 1-0    |
| Mississippi State       | 2-0    |
| Newport News            | 2-0    |
| Northwestern            | 0-1    |
| Notre Dame              | 1-2    |
| Ohio                    | 1-0    |
| Ohio State              | 0-1    |
| Penn State              | 0-2    |
| Pittsburgh              | 4-3    |
| Purdue                  | 0-2    |
| Rutgers                 | 7-0    |
| Samford                 | 0-1    |
| Shepherd                | 4-4    |
| South Florida           | 1-2    |
| Syracuse                | 6-1    |
| Temple                  | 3-1    |
| Tennessee-Chattanooga   | 1-0    |
| Toledo                  | 0-1    |
| Utah                    | 0-1    |
| Virginia                | 0-1    |
| Virginia Tech           | 2-3    |
| West Liberty State      | 6-2    |
| West Virginia State     | 6-2    |
| West Virginia Wesleyan  | 3-4    |
| Western Michigan        | 2-0    |
| Western Montana         | 0-1    |
| Wingate                 | 0-2    |
| Wisconsin               | 1-3    |
| Wofford                 | 1-1    |
| WVU Tech                | 6-2    |

# 2009 COACHING STAFF

## ON THE FIELD

Greg Frey  
Jay Hopson  
Fred Jackson  
Greg Robinson  
Rod Smith  
Bruce Tall

## IN THE BOOTH

Tony Dews  
Tony Gibson  
Calvin Magee

## SUPPORT STAFF

**Assistant A.D./Football**  
Scott Draper

**Schembechler Hall Sec.**  
Michelle Guidry-Pan

**Dir. of Football Operations**  
Brad Labadie

**Executive Assistant to the Head Coach**  
Jennifer Maszatics

**Recruiting/Operations Assistant**  
Mike Parrish

**Administrative Asst. to the Head Coach for Recruiting**  
Mary Passink

**External Relations/ Administrative Assistant**  
Dusty Rutledge

**Recruiting Coordinator**  
Chris Singletary

**Program Assistant**  
Kelly Vaughn

## STRENGTH AND CONDITIONING

**Director of Strength and Conditioning**  
Mike Barwis

**Dir. of Skill Development/ Assoc. Director of Strength and Conditioning**  
Chris Allen

**Coordinator of Strength and Conditioning**  
Parker Whiteman

**Coordinator of Strength and Conditioning**  
Kentaro Tamura

**Assistant Strength Coach**  
Cassandra Baier  
Jesse Miller  
Dennis Murray  
Jim Plocki



**TONY DEWS**

Wide Receivers



**GREG FREY**

Offensive Line



**TONY GIBSON**

Assistant Head Coach  
Secondary



**JAY HOPSON**

Linebackers



**FRED JACKSON**

Running Backs



**CALVIN MAGEE**

Associate Head Coach  
Offensive Coordinator



**GREG ROBINSON**

Defensive Coordinator



**ROD SMITH**

Quarterbacks



**BRUCE TALL**

Defensive Line



**JAHMILE ADDAE**

Graduate Assistant/Defense



**ALEX HERRON**

Graduate Assistant/Offense



**ADAM BRAITHWAITE**

Defensive Quality Control



**DAN HOTT**

Defensive Quality Control



**JOSH ISON**

Special Teams Quality Control



**ERIC SMITH**

Offensive Quality Control



**BRYAN WRIGHT**

Offensive Quality Control

# WOLVERINES IN THE NATIONAL FOOTBALL LEAGUE

## FORMER WOLVERINE PLAYERS IN THE NFL

| PLAYER, POSITION            | TEAM                       |
|-----------------------------|----------------------------|
| <i>Jamar Adams, S</i>       | <i>Seattle Seahawks</i>    |
| Adrian Arrington, WR ^      | New Orleans Saints         |
| B.J. Askew, RB              | Tampa Bay Buccaneers       |
| Jason Avant, WR             | Philadelphia Eagles        |
| David Baas, OG              | San Francisco 49ers        |
| Jeff Backus, OT             | Detroit Lions              |
| Tom Brady, QB               | New England Patriots       |
| Alan Branch, DT             | Arizona Cardinals          |
| Steve Breaston, WR/RS       | Arizona Cardinals          |
| Prescott Burgess, LB        | New England Patriots       |
| Carson Butler, TE ^         | Detroit Lions              |
| Todd Collins, QB            | Washington Redskins        |
| Shawn Crable, OLB #         | New England Patriots       |
| <i>Doug Dutch, DB</i>       | <i>Washington Redskins</i> |
| Braylon Edwards, WR         | New York Jets              |
| Jay Feely, PK               | New York Jets              |
| Larry Foote, LB             | Detroit Lions              |
| Jonathan Goodwin, C         | New Orleans Saints         |
| Brian Griese, QB            | Tampa Bay Buccaneers       |
| Matt Gutierrez, QB *        | Kansas City Chiefs         |
| James Hall, DE              | St. Louis Rams             |
| Leon Hall, CB               | Cincinnati Bengals         |
| David Harris, LB            | New York Jets              |
| <i>Brandon Harrison, DB</i> | <i>Houston Texans</i>      |
| Mike Hart, RB ^             | Indianapolis Colts         |
| Chad Henne, QB              | Miami Dolphins             |
| <i>Victor Hobson, LB</i>    | <i>Arizona Cardinals</i>   |
| Steve Hutchinson, OG        | Minnesota Vikings          |
| Marlin Jackson, CB          | Indianapolis Colts         |
| Tim Jamison, DE ^           | Houston Texans             |
| Jon Jansen, OT              | Detroit Lions              |
| <i>Will Johnson, DT</i>     | <i>Baltimore Ravens</i>    |
| Dhani Jones, LB             | Cincinnati Bengals         |
| <i>Cato June, LB</i>        | <i>Houston Texans</i>      |
| Ty Law, CB                  | Denver Broncos             |
| Jake Long, OT               | Miami Dolphins             |
| Mario Manningham, WR        | New York Giants            |
| Grant Mason, CB             | San Diego Chargers         |
| Ryan Mundy, S *             | Pittsburgh Steelers        |
| Shantee Orr, LB             | Cleveland Browns           |
| <i>Rueben Riley, OL</i>     | <i>Washington Redskins</i> |
| Adam Stenavich, OT ^        | Houston Texans             |
| <i>Terrance Taylor, DT</i>  | <i>Indianapolis Colts</i>  |
| <i>Amani Toomer, WR</i>     | <i>Kansas City Chiefs</i>  |
| Morgan Trent, CB            | Cincinnati Bengals         |
| Gabe Watson, DT             | Arizona Cardinals          |
| Maurice Williams, OT        | Jacksonville Jaguars       |
| LaMarr Woodley, OLB         | Pittsburgh Steelers        |
| Pierre Woods, OLB           | New England Patriots       |
| Charles Woodson, CB         | Green Bay Packers          |

*Italics* denotes players released following preseason camp.

^ signed to team's practice squad.

# placed on injured reserve.

\* graduated from Michigan but finished playing career at another institution.

## FORMER WOLVERINE PLAYERS COACHING IN THE NFL

|  |                     |
|--|---------------------|
| Harold Goodwin, Assistant Offensive Line | Pittsburgh Steelers |
| Jim Herrmann, Linebackers                | New York Giants     |
| Gerald Ingram, Running Backs             | New York Giants     |
| Andy Moeller, Assistant Offensive Line   | Baltimore Ravens    |
| Mike Trgovac, Defensive Line             | Green Bay Packers   |

## FORMER U-M ASSISTANTS COACHING IN THE NFL

|                                       |                    |
|---------------------------------------|--------------------|
| Teryl Austin, Defensive Backs         | Arizona Cardinals  |
| Cam Cameron, Offensive Coordinator    | Baltimore Ravens   |
| Mike DeBord, Assistant Offensive Line | Seattle Seahawks   |
| Terry Malone, Tight Ends              | New Orleans Saints |
| Bill Sheridan, Defensive Coordinator  | New York Giants    |



# INDIVIDUAL CAREER BESTS

## TOP STATISTICAL LEADERS

### Rushing:

2008: Brandon Minor (103 carries, 533 yards, 9 TDs)  
Career: Brandon Minor (235 carries, 1158 yards, 12 TDs)

### Passing:

2008: Nick Sheridan (63-137, 613 yards, 2 TDs)  
Career: Nick Sheridan (63-137, 613 yards, 2 TDs)

### Receiving:

2008: Martavious Odoms (49 for 433 yards, 0 TDs)  
Career: Greg Mathews (81 for 843 yards, 5 TDs)

### Punt Returns:

2008: Martavious Odoms (10 for 126 yards, 1 TD)  
Career: Greg Mathews (36 for 292 yards, 0 TD)

### Kickoff Returns:

2008: Martavious Odoms (20 for 463 yards, 23.2 avg.)  
Boubacar Cissoko (20 for 467 yards, 23.4 avg.)  
Career: Martavious Odoms (20 for 463 yards, 23.2 avg.)  
Boubacar Cissoko (20 for 467 yards, 23.4 avg.)

### Punting:

2008: Zoltan Mesko (80 for 3,436 yards, 43.0 avg.)  
Career: Zoltan Mesko (200 for 8,391 yards, 42.0 avg.)

### Tackles:

2008: Obi Ezeh (98; 59 solos, 39 assists)  
Career: Obi Ezeh (166; 92 solos, 74 assists)

### Tackles for Loss:

2008: Brandon Graham (20 for 97 yards)  
Career: Brandon Graham (30 for 154 yards)

### Sacks:

2008: Brandon Graham (10 for 64 yards)  
Career: Brandon Graham (19 for 121 yards)

### Interceptions:

2008: Stevie Brown (2 for 59 yards)  
Career: Stevie Brown (3 for 85 yards)

### Pass Breakups:

2008: Donovan Warren (5)  
Career: Donovan Warren (11)

## RUSHING

### Carlos Brown

Attempts: 25, twice (last at Illinois, Oct. 31, 2009)  
Yards: 187, vs. Eastern Michigan (Sept. 19, 2009)  
TDs: 2, three times (last vs. EMU, Sept. 19, 2009)  
Long: 90, vs. Eastern Michigan (Sept. 19, 2009)

### Mike Cox

Attempts: 11, vs. Delaware State (Oct. 17, 2009)  
Yards: 82, vs. Delaware State (Oct. 17, 2009)  
TDs: 2, vs. Delaware State (Oct. 17, 2009)  
Long: 57, vs. Delaware State (Oct. 17, 2009)

### Tate Forcier

Attempts: 18, vs. Purdue (Nov. 7, 2009)  
Yards: 70, vs. Notre Dame (Sept. 12, 2009)  
TDs: 1, three times (last vs. Purdue, Nov. 7, 2009)  
Long: 31, vs. Notre Dame (Sept. 12, 2009)

### Kelvin Grady

Attempts: 1, vs. Western Michigan (Sept. 5, 2009)  
Yards: 11, vs. Western Michigan (Sept. 5, 2009)  
TDs: None  
Long: 11, vs. Western Michigan (Sept. 5, 2009)

### Kevin Grady

Attempts: 20, at Northwestern (Oct. 29, 2005)  
Yards: 94, vs. Indiana (Nov. 12, 2005)  
TDs: 2, vs. Indiana (Nov. 12, 2005)  
Long: 32, vs. Indiana (Nov. 12, 2005)

### Brandon Minor

Attempts: 24, at Purdue (Nov. 1, 2008)  
Yards: 157, vs. Minnesota (Oct. 27, 2007)  
TDs: 3, twice (last vs. Purdue, Nov. 7, 2009)  
Long: 55, vs. Purdue (Nov. 7, 2009)

### Denard Robinson

Attempts: 11, vs. Western Michigan (Sept. 5, 2009)  
Yards: 74, vs. Western Michigan (Sept. 5, 2009)  
TDs: 2, vs. Eastern Michigan (Sept. 19, 2009)  
Long: 43, vs. Western Michigan (Sept. 5, 2009)

### Michael Shaw

Attempts: 12, at Ohio State (Nov. 22, 2008)  
Yards: 73, vs. Delaware State (Oct. 17, 2009)  
TDs: 1, twice (last vs. Delaware State, Oct. 17, 2009)  
Long: 48, at Minnesota (Nov. 8, 2008)

### Nick Sheridan

Attempts: 8, twice (last at Ohio State (Nov. 22, 2008)  
Yards: 35, vs. Northwestern (Nov. 15, 2008)  
TDs: 1, vs. Northwestern (Nov. 15, 2008)  
Long: 12, vs. Northwestern (Nov. 15, 2008)

### Vincent Smith

Attempts: 17, vs. Delaware State (Oct. 17, 2009)  
Yards: 166, vs. Delaware State (Oct. 17, 2009)  
TDs: 1, vs. Delaware State (Oct. 17, 2009)  
Long: 37, vs. Delaware State (Oct. 17, 2009)

## PASSING

### David Cone

Attempts: 3, vs. Delaware State (Oct. 17, 2009)  
Completions: 3, vs. Delaware State (Oct. 17, 2009)  
Yards: 54, vs. Delaware State (Oct. 17, 2009)  
TDs: None  
Long: 29, vs. Delaware State (Oct. 17, 2009)

### Tate Forcier

Attempts: 33, vs. Notre Dame (Sept. 12, 2009)  
Completions: 23, vs. Notre Dame (Sept. 12, 2009)  
Yards: 257, at Illinois (Oct. 31, 2009)  
TDs: 3, vs. Western Michigan (Sept. 5, 2009)  
Long: 76, at Illinois (Oct. 31, 2009)

### Denard Robinson

Attempts: 5, at Wisconsin (Nov. 14, 2009)  
Completions: 3, twice (last vs. DSU, Oct. 17, 2009)  
Yards: 85, vs. Delaware State, Oct. 17, 2009)  
TDs: 1, vs. Delaware State (Oct. 17, 2009)  
Long: 38, vs. Delaware State (Oct. 17, 2009)

### Nick Sheridan

Attempts: 30, at Minnesota (Nov. 8, 2008)  
Completions: 18, at Minnesota (Nov. 8, 2008)  
Yards: 203, at Minnesota (Nov. 8, 2008)  
TDs: 1, twice (last at Minnesota, Nov. 8, 2008)  
Long: 45, at Notre Dame (Sept. 13, 2008)

## RECEIVING

### Kelvin Grady

Catches: 3, vs. Indiana (Sept. 26, 2009)  
Yards: 48, vs. Delaware State (Oct. 17, 2009)  
TDs: 1, vs. Delaware State (Oct. 17, 2009)  
Long: 38, vs. Delaware State (Oct. 17, 2009)

### Kevin Grady

Catches: 4, vs. Indiana (Nov. 12, 2005)  
Yards: 27, at Wisconsin (Sept. 23, 2005)  
TDs: None  
Long: 19, at Wisconsin (Sept. 23, 2005)

### Junior Hemingway

Catches: 5, vs. Western Michigan (Sept. 5, 2009)  
Yards: 103, vs. Western Michigan (Sept. 5, 2009)  
TDs: 2, vs. Western Michigan (Sept. 5, 2009)  
Long: 66, at Illinois (Oct. 31, 2009)

### Kevin Koger

Catches: 4, vs. Notre Dame (Sept. 12, 2009)  
Yards: 41, vs. Michigan State (Oct. 25, 2008)  
TDs: 1, 3 times (last vs. Notre Dame, Sept. 12, 2009)  
Long: 41, twice (last at Michigan State, Oct. 3, 2009)

### Greg Mathews

Catches: 7, twice (last vs. Penn State, Oct. 24, 2009)  
Yards: 79, at Minnesota (Nov. 8, 2008)  
TDs: 1, 6 times (last vs. Notre Dame, Sept. 12, 2009)  
Long: 40, vs. Notre Dame (Sept. 12, 2009)

### Brandon Minor

Catches: 1, nine times (last at Iowa, Oct. 10, 2009)  
Yards: 27, vs. Toledo (Oct. 11, 2008)  
TDs: 1, vs. Toledo (Oct. 11, 2008)  
Long: 27, vs. Toledo (Oct. 11, 2008)

## Mark Moundros

Catches: 1, four times (last vs. Illinois, Oct. 4, 2008)  
 Yards: 6, vs. Purdue (Oct. 13, 2007)  
 TDs: 1, vs. Illinois (Oct. 4, 2008)  
 Long: 6, vs. Purdue (Oct. 13, 2007)

## Martavious Odoms

Catches: 7, twice (last at Minnesota, Nov. 8, 2008)  
 Yards: 129, vs. Illinois (Oct. 4, 2008)  
 TDs: 1, vs. Indiana (Sept. 26, 2009)  
 Long: 50, vs. Miami, Ohio (Sept. 6, 2008)

## James Rogers

Catches: 1, three time (last vs. MSU, Oct. 25, 2008)  
 Yards: 24, vs. Illinois (Oct. 4, 2008)  
 TDs: None  
 Long: 24, vs. Illinois (Oct. 4, 2008)

## Roy Roundtree

Catches: 10, vs. Purdue (Nov. 7, 2009)  
 Yards: 126, vs. Purdue (Nov. 7, 2009)  
 TDs: 1, twice (last vs. Purdue, Nov. 7, 2009)  
 Long: 76, at Illinois (Oct. 31, 2009)

## LaTerryal Savoy

Catches: 3, vs. Purdue (Nov. 7, 2009)  
 Yards: 44, vs. Purdue (Nov. 7, 2009)  
 TDs: 1, at Purdue (Nov. 1, 2008)  
 Long: 21, twice (last vs. Purdue, Nov. 7, 2009)

## Michael Shaw

Catches: 3, vs. Utah (Aug. 30, 2008)  
 Yards: 17, vs. Utah (Aug. 30, 2008)  
 TDs: 1, vs. Utah (Aug. 30, 2008)  
 Long: 11, vs. Penn State (Oct. 24, 2009)

## Vincent Smith

Catches: 7, at Wisconsin (Nov. 14, 2009)  
 Yards: 54, at Wisconsin (Nov. 14, 2009)  
 TDs: 1, at Wisconsin (Nov. 14, 2009)  
 Long: 21, at Wisconsin (Nov. 14, 2009)

## Darryl Stonum

Catches: 5, at Michigan State (Oct. 3, 2009)  
 Yards: 97, at Michigan State (Oct. 3, 2009)  
 TDs: 1, twice (last at Michigan State, Oct. 3, 2009)  
 Long: 60, at Michigan State (Oct. 3, 2009)

## Martell Webb

Catches: 1, 3 times (last vs. Penn State, Oct. 24, 2009)  
 Yards: 28, vs. Delaware State (Oct. 17, 2009)  
 TDs: 1, vs. Delaware State (Oct. 17, 2009)  
 Long: 28, vs. Delaware State (Oct. 17, 2009)

## DEFENSE

### Greg Banks

Tackles: 2, twice (last vs. Delaware State, Oct. 17, 2009)  
 Solos: 2, vs. Eastern Michigan (Oct. 6, 2007)  
 Asst: 2, vs. Wisconsin (Sept. 27, 2008)  
 TFLs: 1, vs. Delaware State (Oct. 17, 2009)  
 Sacks: None  
 Int.: None  
 FR: None  
 PBUs: None

## Stevie Brown

Tackles: 9, four times (last at Wisconsin, Nov. 14, 2009)  
 Solos: 7, vs. Michigan State (Oct. 25, 2008)  
 Asst: 5, twice (last at Notre Dame, Sept. 13, 2008)  
 TFLs: 2, vs. Notre Dame (Sept. 12, 2009)  
 Sacks: 1, vs. Michigan State (Oct. 25, 2008)  
 Int.: 1, four times (last at Michigan State, Oct. 3, 2009)  
 FR: 1, three times (last vs. Michigan St., Oct. 25, 2008)  
 PBUs: 2, twice (last at Iowa, Oct. 10, 2009)

## Kenny Demens

Tackles: 2, twice (last at Wisconsin, Nov. 14, 2009)  
 Solos: 1, twice (last at Wisconsin, Nov. 14, 2009)  
 Asst: 1, five times (last at Wisconsin, Nov. 14, 2009)  
 TFLs: None  
 Sacks: None  
 Int.: None  
 FR: None  
 PBUs: None

## Obi Ezeh

Tackles: 15, twice (last vs. Illinois, Oct. 4, 2008)  
 Solos: 10, vs. Illinois (Oct. 4, 2008)  
 Asst: 8, twice (last at Michigan State, Oct. 3, 2009)  
 TFLs: 4.5, vs. Illinois (Oct. 4, 2008)  
 Sacks: 2, at Michigan State (Nov. 3, 2007)  
 Int.: 1, twice (last vs. Utah, Aug. 30, 2008)  
 FR: 1, twice (last at Michigan State, Oct. 3, 2009)  
 PBUs: 1, four times (last vs. Illinois, Oct. 4, 2008)

## J.B. Fitzgerald

Tackles: 5, vs. Delaware State (Oct. 17, 2009)  
 Solos: 4, vs. Delaware State (Oct. 17, 2009)  
 Asst: 2, twice (last vs. Purdue, Nov. 7, 2009)  
 TFLs: 2, vs. Purdue (Nov. 7, 2009)  
 Sacks: None  
 Int.: None  
 FR: None  
 PBUs: None

## J.T. Floyd

Tackles: 4, twice (last at Michigan State, Oct. 3, 2009)  
 Solos: 4, at Michigan State (Oct. 3, 2009)  
 Asst: 1, twice (last at Wisconsin, Nov. 14, 2009)  
 TFLs: None  
 Sacks: None  
 Int.: None  
 FR: None  
 PBUs: 1, at Michigan State (Oct. 3, 2009)

## Brandon Graham

Tackles: 11, at Wisconsin (Nov. 14, 2009)  
 Solos: 6, twice (last at Wisconsin, Nov. 14, 2009)  
 Asst: 5, at Wisconsin (Nov. 14, 2009)  
 TFLs: 4, at Wisconsin (Nov. 14, 2009)  
 Sacks: 3.5, vs. Notre Dame (Sept. 15, 2007)  
 Int.: None  
 FR: 1, twice (last vs. Minnesota, Oct. 27, 2007)  
 PBUs: 1, twice (last vs. E. Michigan, Sept. 19, 2009)

## Brandon Herron

Tackles: 5, vs. Western Michigan (Sept. 5, 2009)  
 Solos: 3, vs. Western Michigan (Sept. 5, 2009)  
 Asst: 3, vs. Western Michigan (Sept. 5, 2009)  
 TFLs: 0.5, twice (last vs. Penn State, Oct. 24, 2009)  
 Sacks: None  
 Int.: None  
 FR: 1, vs. Western Michigan (Sept. 5, 2009)  
 PBUs: None

## Teric Jones

Tackles: 4, vs. Delaware State (Oct. 17, 2009)  
 Solos: 4, vs. Delaware State (Oct. 17, 2009)  
 Asst: 1, at Iowa (Oct. 10, 2009)  
 TFLs: None  
 Sacks: None  
 Int.: None  
 FR: None  
 PBUs: None

## Jordan Kovacs

Tackles: 17, at Michigan State (Oct. 3, 2009)  
 Solos: 8, at Wisconsin (Nov. 14, 2009)  
 Asst: 10, at Michigan State (Oct. 3, 2009)  
 TFLs: 2.5, at Michigan State (Oct. 3, 2009)  
 Sacks: None  
 Int.: 1, at Wisconsin (Nov. 14, 2009)  
 FR: None  
 PBUs: None

## Kevin Leach

Tackles: 11, at Illinois (Oct. 31, 2009)  
 Solos: 3, twice (last at Illinois (Oct. 31, 2009)  
 Asst: 8, at Illinois (Oct. 31, 2009)  
 TFLs: 1, at Illinois (Oct. 31, 2009)  
 Sacks: 1, at Illinois (Oct. 31, 2009)  
 Int.: 1, vs. Purdue (Nov. 7, 2009)  
 FR: 1, vs. Utah (Aug. 30, 2008)  
 PBUs: None

## Mike Martin

Tackles: 10, at Wisconsin (Nov. 14, 2009)  
 Solos: 9, at Wisconsin (Nov. 14, 2009)  
 Asst: 6, vs. Penn State (Oct. 24, 2009)  
 TFLs: 3, at Wisconsin (Nov. 14, 2009)  
 Sacks: 1, three times (last vs. W. Michigan, Sep. 5, 2009)  
 Int.: None  
 FR: None  
 PBUs: None

## Jonas Mouton

Tackles: 11, twice (last vs. Indiana, Sept. 26, 2009)  
 Solos: 8, at Penn State (Oct. 18, 2008)  
 Asst: 6, four times (last at Michigan State, Oct. 3, 2009)  
 TFLs: 1.5, twice (last at Iowa, Oct. 10, 2009)  
 Sacks: 1, vs. Wisconsin (Sept. 27, 2008)  
 Int.: 1, vs. Western Michigan (Sept. 5, 2009)  
 FR: 1, vs. Notre Dame (Sept. 12, 2009)  
 PBUs: 1, three times (last at Wisconsin, Nov. 14, 2009)

## Adam Patterson

Tackles: 1, 8 times (last vs. Delaware St, Oct. 17, 2009)  
 Solos: 1, five times (last vs. Delaware St, Oct. 17, 2009)  
 Asst: 1, three times (last vs. Ohio State, Nov. 17, 2007)  
 TFLs: 1, at Northwestern (Sept. 29, 2007)  
 Sacks: 1, at Northwestern (Sept. 29, 2007)  
 Int.: None  
 FR: None  
 PBUs: None

## Craig Roh

Tackles: 7, vs. Eastern Michigan (Sept. 19, 2009)  
 Solos: 3, twice (last vs. Purdue, Nov. 7, 2009)  
 Asst: 5, vs. Eastern Michigan (Sept. 19, 2009)  
 TFLs: 2, twice (last vs. Purdue, Nov. 7, 2009)  
 Sacks: 1, vs. Penn State (Oct. 24, 2009)  
 Int.: 1, vs. Eastern Michigan (Sept. 19, 2009)  
 FR: None  
 PBUs: 2, at Michigan State (Oct. 3, 2009)

# INDIVIDUAL CAREER BESTS

## Renaldo Sagesse

Tackles: 2, 3 times (last vs. Penn State, Oct. 24, 2009)  
Solos: 1, 3 times (last vs. Delaware St, Oct. 17, 2009)  
Asst: 2, vs. Penn State (Oct. 24, 2009)  
TFLs: 1.5, vs. Eastern Michigan (Sept. 19, 2009)  
Sacks: None  
Int.: None  
FR: None  
PBUs: None

## Brandon Smith

Tackles: 4, at Wisconsin (Nov. 14, 2009)  
Solos: 2, twice (last at Wisconsin, Nov. 14, 2009)  
Asst: 2, twice (last at Wisconsin, Nov. 14, 2009)  
TFLs: 0.5, at Wisconsin (Nov. 14, 2009)  
Sacks: None  
Int.: None  
FR: None  
PBUs: None

## Ryan Van Bergen

Tackles: 6, vs. Indiana (Sept. 26, 2009)  
Solos: 4, at Iowa (Oct. 10, 2009)  
Asst: 5, vs. Indiana (Sept. 26, 2009)  
TFLs: 1, four times (last vs. Purdue, Nov. 7, 2009)  
Sacks: 1, four times (last vs. Purdue, Nov. 7, 2009)  
Int.: None  
FR: None  
PBUs: 1, twice (last at Michigan State, Oct. 3, 2009)

## Donovan Warren

Tackles: 7, 7 times (last vs. Penn State, Oct. 24, 2009)  
Solos: 6, three times (last vs. W. Michigan, Sep. 5, 2009)  
Asst: 4, twice (last at Michigan State, Oct. 3, 2009)  
TFLs: 1, three times (last vs. Michigan St, Oct. 25, 2008)  
Sacks: 1, vs. Notre Dame (Sept. 15, 2007)  
Int.: 1, five times (last vs. Purdue, Nov. 7, 2009)  
FR: 1, four times (last at Iowa, Oct. 10, 2009)  
PBUs: 3, twice (last at Iowa, Oct. 10, 2009)

## Steve Watson

Tackles: 3, at Illinois (Oct. 31, 2009)  
Solos: 2, twice (last at Illinois, Oct. 31, 2009)  
Asst: 1, at Illinois (Oct. 31, 2009)  
TFLs: 1, at Illinois (Oct. 31, 2009)  
Sacks: None  
Int.: None  
FR: None  
PBUs: 1, vs. Delaware State (Oct. 17, 2009)

## Michael Williams

Tackles: 16, at Illinois (Oct. 31, 2009)  
Solos: 6, vs. Penn State (Oct. 24, 2009)  
Asst: 11, at Illinois (Oct. 31, 2009)  
TFLs: 1, twice (last vs. Toledo, Oct. 11, 2008)  
Sacks: 1, vs. Toledo (Oct. 11, 2008)  
Int.: None  
FR: None  
PBUs: 1, vs. Penn State (Oct. 24, 2009)

## Troy Woolfolk

Tackles: 8, vs. Notre Dame (Sept. 12, 2009)  
Solos: 5, vs. Notre Dame (Sept. 12, 2009)  
Asst: 3, twice (last at Michigan State, Oct. 3, 2009)  
TFLs: 1, vs. Purdue (Oct. 13, 2007)  
Sacks: None  
Int.: None  
FR: None  
PBUs: 2, vs. Eastern Michigan (Oct. 6, 2007)

## PUNT RETURNS

---

### Junior Hemingway

Returns: 3, at Iowa (Oct. 10, 2009)  
Yards: 34, vs. Purdue (Nov. 7, 2009)  
TDs: None  
Long: 33, vs. Purdue (Nov. 7, 2009)

### Greg Mathews

Returns: 6, twice (last vs. Ohio State, Nov. 17, 2007)  
Yards: 57, vs. Minnesota (Oct. 27, 2007)  
TDs: None  
Long: 32, vs. Illinois (Oct. 4, 2008)

### Martavious Odoms

Returns: 4, vs. Delaware State (Oct. 17, 2009)  
Yards: 82, at Purdue (Nov. 1, 2008)  
TDs: 1, at Purdue (Nov. 1, 2008)  
Long: 73, at Purdue (Nov. 1, 2008)

### Donovan Warren

Returns: 5, vs. Miami, Ohio (Sept. 6, 2008)  
Yards: 26, vs. Miami, Ohio (Sept. 6, 2008)  
TDs: None  
Long: 13, vs. Miami, Ohio (Sept. 6, 2008)

## KICK RETURNS

---

### Carlos Brown

Returns: 5, at Michigan State (Nov. 3, 2007)  
Yards: 99, at Michigan State (Nov. 3, 2007)  
TDs: None  
Long: 33, at Illinois (Oct. 31, 2009)

### Kelvin Grady

Returns: 1, vs. Indiana (Sept. 26, 2009)  
Yards: 14, vs. Indiana (Sept. 26, 2009)  
TDs: None  
Long: 14, vs. Indiana (Sept. 26, 2009)

### Brandon Minor

Returns: 5, vs. Florida in Capital One Bowl (Jan. 1, 2008)  
Yards: 98, vs. Florida in Capital One Bowl (Jan. 1, 2008)  
TDs: None  
Long: 39, vs. Purdue (Oct. 13, 2007)

### Martavious Odoms

Returns: 7, vs. Illinois (Oct. 4, 2008)  
Yards: 183, vs. Illinois (Oct. 4, 2008)  
TDs: None  
Long: 36, vs. Illinois (Oct. 4, 2008)

### Darryl Stonum

Returns: 7, vs. Indiana (Sept. 26, 2009)  
Yards: 218, vs. Indiana (Sept. 26, 2009)  
TDs: 1, vs. Notre Dame (Sept. 12, 2009)  
Long: 94, vs. Notre Dame (Sept. 12, 2009)

## SPECIALISTS

---

### Zoltan Mesko

Punts: 12, twice (last at Ohio State, Nov. 22, 2008)  
Yards: 551, vs. Ohio State (Nov. 17, 2007)  
Average: 53.8, at Iowa (Oct. 10, 2009)  
Long: 68, vs. Ohio State (Nov. 17, 2007)  
I20: 4, vs. Toledo (Oct. 11, 2008)

### Jason Olesnavage

Points: 9, vs. Eastern Michigan (Sept. 19, 2009)  
FG Att.: 2, five times (last at Wisconsin, Nov. 14, 2009)  
FG Made: 2, twice (last at Illinois, Oct. 31, 2009)  
PAT Attempts: 7, vs. Delaware State (Oct. 17, 2009)  
PATs Made: 7, vs. Delaware State (Oct. 17, 2009)  
Long FG: 51, vs. Delaware State (Nov. 7, 2009)

## OFFENSIVE LEADERS

### Quarterbacks

| Passing | GP | S  | Att-Comp-Int | Yards | Pct  | TD | Long | Avg/G |
|---------|----|----|--------------|-------|------|----|------|-------|
| Forcier | 11 | 11 | 243-142-6    | 1,824 | 58.4 | 12 | 76   | 165.8 |

### Rushing

| Att      | Yds | Avg | TD  | Long | Avg/G |      |
|----------|-----|-----|-----|------|-------|------|
| Robinson | 59  | 320 | 5.4 | 5    | 43    | 29.1 |
| Forcier  | 112 | 230 | 2.1 | 3    | 31    | 20.9 |

### Running Backs

| Rushing  | GP | S | Att | Yds | Avg | TD | Long | Avg/G |
|----------|----|---|-----|-----|-----|----|------|-------|
| Minor    | 9  | 2 | 96  | 502 | 5.2 | 8  | 55   | 55.8  |
| Brown    | 9  | 8 | 81  | 480 | 5.9 | 4  | 90   | 48.0  |
| V. Smith | 8  | 0 | 40  | 244 | 6.1 | 1  | 37   | 30.5  |
| Shaw     | 8  | 1 | 35  | 178 | 5.1 | 2  | 22   | 22.2  |

| Receiving | GP | S | No. | Yds | Avg  | TD | Long | Avg/G |
|-----------|----|---|-----|-----|------|----|------|-------|
| Brown     | 9  | 8 | 9   | 126 | 14.0 | 1  | 61   | 12.6  |

### Wide Receivers

| Receiving | GP | S  | No. | Yds | Avg  | TD | Long | Avg/G |
|-----------|----|----|-----|-----|------|----|------|-------|
| Roundtree | 10 | 3  | 23  | 318 | 13.8 | 3  | 76   | 31.8  |
| Mathews   | 11 | 10 | 23  | 285 | 12.4 | 1  | 40   | 25.9  |
| Odoms     | 8  | 8  | 22  | 272 | 12.4 | 1  | 35   | 34.0  |
| Hemingway | 10 | 9  | 15  | 263 | 17.5 | 2  | 66   | 26.3  |
| Stonum    | 11 | 3  | 12  | 189 | 15.8 | 1  | 60   | 17.2  |

### Tight Ends

| Receiving | GP | S | No. | Yds | Avg  | TD | Long | Avg/G |
|-----------|----|---|-----|-----|------|----|------|-------|
| Koger     | 11 | 8 | 16  | 220 | 13.8 | 2  | 41   | 20.0  |

## DEFENSIVE LEADERS

### Defensive Line

| Defense    | GP | S  | Tack | S  | A  | TFL-Yd | Sack-Yd | PBU | FF-FR |
|------------|----|----|------|----|----|--------|---------|-----|-------|
| Graham     | 11 | 11 | 57   | 36 | 21 | 21-85  | 8.5-66  | 2   | 2-1   |
| Van Bergen | 11 | 11 | 38   | 19 | 19 | 6.5-44 | 5-40    | 3   | 0-1   |
| Martin     | 11 | 11 | 46   | 19 | 27 | 7.5-21 | 1-3     | 0   | 1-0   |

### Linebackers

| Defense | GP | S  | Tack | S  | A  | TFL-Yd | Sack-Yd | INT-Y | PBU | FF-FR |
|---------|----|----|------|----|----|--------|---------|-------|-----|-------|
| Brown   | 11 | 11 | 73   | 42 | 31 | 8-29   | 1-8     | 1-18  | 3   | 1-0   |
| Ezeh    | 11 | 9  | 69   | 27 | 42 | 5-8    | 0-0     | 0-0   | 2   | 1-1   |
| Mouton  | 10 | 10 | 55   | 24 | 31 | 3-7    | 0-0     | 1-0   | 2   | 0-1   |

### Defensive Backs

| Defense  | GP | S  | Tack | S  | A  | TFL-Yd | Sack-Yd | INT-Y | PBU | FF-FR |
|----------|----|----|------|----|----|--------|---------|-------|-----|-------|
| Warren   | 11 | 11 | 59   | 38 | 21 | 0-0    | 0-0     | 4-42  | 11  | 0-0   |
| Kovacs   | 11 | 7  | 66   | 36 | 30 | 4.5-10 | 0-0     | 1-0   | 0   | 2-0   |
| Williams | 10 | 9  | 56   | 24 | 32 | 1-2    | 0-0     | 0-0   | 1   | 0-0   |
| Woolfolk | 11 | 11 | 39   | 25 | 14 | 0-0    | 0-0     | 0-0   | 1   | 0-0   |

### Kickers/Punters



| Kicker     | GP | S  | FGM-FGA | Pct  | 10-29 | 30-39 | 40-49 | 50+ | Long |
|------------|----|----|---------|------|-------|-------|-------|-----|------|
| Olesnavage | 11 | 11 | 10-13   | 76.9 | 2-4   | 4-4   | 3-4   | 1-1 | 51   |

| Punter | GP | S  | No | Yds   | Avg  | Long | 50+ | FC | I20 |
|--------|----|----|----|-------|------|------|-----|----|-----|
| Mesko  | 11 | 11 | 46 | 2,054 | 44.7 | 66   | 16  | 16 | 13  |

## RETURNING SPECIAL TEAMS LEADERS

| K Returns | No. | Yards | Avg  | TD | Long |
|-----------|-----|-------|------|----|------|
| Stonum    | 36  | 938   | 26.1 | 1  | 94   |
| Odoms     | 7   | 129   | 18.4 | 0  | 25   |

| P Returns | No. | Yards | Avg  | TD | Long |
|-----------|-----|-------|------|----|------|
| Hemingway | 8   | 86    | 10.8 | 0  | 33   |
| Mathews   | 7   | 24    | 3.4  | 0  | 16   |
| Odoms     | 4   | 48    | 12.0 | 0  | 26   |



## HIGHLIGHT PERFORMANCES

### QUARTERBACKS

#### Tate Forcier

- completed 23-of-33 passes for 240 yards and two touchdowns against Notre Dame (Sept. 12); added 70 rushing yards on 13 carries and scored one TD.

### RUNNING BACKS

#### Carlos Brown

- set career high with 187 yards (14.4 avg.) on 13 carries and matched career-best with two touchdowns vs. Eastern Michigan (Sept. 19).

#### Brandon Minor

- set season high with 154 yards on 19 carries and matched career high with three TDs vs. Purdue (Nov. 7).
- carried season-high 22 times for 95 yards and scored two rushing TDs at Iowa (Oct. 10).

### WIDE RECEIVERS

#### Junior Hemingway

- set career highs with five receptions for 103 yards and two touchdowns vs. Western Michigan (Sept. 5).

#### Roy Roundtree

- set career high with 10 receptions for 126 yards and one touchdown vs. Purdue (Nov. 7).

### TIGHT ENDS

#### Kevin Koger

- grabbed touchdown passes in the first two games of the season (Western Michigan and Notre Dame).

### DEFENSIVE LINE

#### Brandon Graham

- set career high in tackles (11) and tackles for loss (4) at Wisconsin; added two sacks and forced a fumble that led to a defensive touchdown.

#### Mike Martin

- posted a career-best 10 tackles and three TFLs at Wisconsin.

#### Ryan Van Bergen

- has collected a sack in each of the first two conference games (Indiana and Michigan State).

### LINEBACKERS

#### Obi Ezeh

- had 14 tackles and recovered a fumble at Michigan State.

#### Craig Roh

- had seven tackles, a half-sack and an interception against Eastern Michigan.

### DEFENSIVE BACKS

#### Donovan Warren

- had an interception returned 40 yards for touchdown, five tackles and four PBU's against Iowa.

#### Jordan Kovacs

- had a team season-high 17 tackles at Michigan State (2.5 for loss) and forced a fumble.

### PUNTER

#### Zoltan Mesko

- averaged 53.8 yards per punt, booting one 61 yards at Iowa

# WOLVERINE FACTS

## MICHIGAN TRADITION

---

- U-M is in its 130th year on the gridiron.
- Michigan ranks first all-time in Division 1-A wins with 877.
- The Wolverines rank first in all-time all-division wins with 877.
- Michigan ranks first in all-time winning percentage (.737).
- U-M is the winningest overall athletic program in Big Ten Conference history.
- Michigan has 405 television appearances, the most of any college football program in NCAA history.
- U-M has compiled a 265-132-8 record when appearing on television.
- Michigan has appeared in 180 consecutive televised games.
- Michigan's 42 Big Ten Conference titles are the most of any college football program in any conference.
- U-M is fifth all-time with 11 national titles: 1901, 1902, 1903, 1904, 1918, 1923, 1932, 1933, 1947, 1948, 1997.
- The Wolverines' 11 national championships are more than any other Big Ten school and ranks fifth all-time in college football history.
- Michigan lists fourth all-time in NCAA history with 76 consensus All-American selections.
- The Wolverines have had 124 players earn first-team All-America honors during their careers.
- Three Michigan players – Tom Harmon, Desmond Howard, Charles Woodson – have won the Heisman Memorial Trophy. A total of 23 other Wolverines have placed among the top 10 in the voting.
- Michigan has an overall all-time record of 877-301-36 (.737).
- Michigan's famed winged helmet is the most recognizable symbol in college football.

## MICHIGAN STADIUM

---

- Michigan Stadium is in its 83rd season as the home of U-M football.
- The Wolverines have won 38 of their last 49 games at Michigan Stadium.
- U-M has drawn in excess of 100,000-plus fans to 222 consecutive home games (1975 to current).
- U-M has led the nation in attendance 33 of the last 34 seasons.
- 42,715,639 fans have watched the Wolverines over the years at Michigan Stadium.
- Michigan has compiled a 380-116-15 record at Michigan Stadium.
- The Wolverines have had 73 winning seasons in 83 years at Michigan Stadium.
- Michigan has the second largest college-owned stadium with a capacity of 106,201.
- Michigan's largest stadium crowd was 112,118 in 2003 vs. Ohio State, the NCAA regular-season record.
- "The Big House" -- The nickname for Michigan Stadium coined by legendary college football announcer Keith Jackson. U-M was the first school to have a line of apparel named after its stadium's nickname.

## BOWL HISTORY

---

- The Wolverines' streak of 33 straight bowl games is the second longest in NCAA history.
- Michigan ranks ninth in NCAA history with 39 all-time bowl appearances.
- U-M is tied for 11th in all-time bowl victories (19).
- Michigan has appeared in more Rose Bowls (20) than any other Big Ten Conference school.
- The Wolverines have won four consecutive bowl games on two different occasions.
- Michigan has appeared 27 times on Jan. 1 or Jan. 2 since 1975, the year the Big Ten allowed more than just the champion to go to bowls.
- U-M has played 33 of its 39 bowl games in January.
- The Wolverines streak of nine consecutive Jan. 1 bowl appearances from the 1997 through 2004 seasons was the fifth longest in NCAA history.
- U-M beat Stanford 49-0 on Jan. 1, 1902, to win the first-ever Rose Bowl.
- Michigan has an overall bowl record of 19-20.

## NATIONAL POLLS

---

- The Wolverines have the most weekly appearances in the AP poll, appearing 751 times since 1936.
- Since the preseason 1988 poll, U-M has been ranked in every poll but three in 1993, four in 1998, four in 2005, nine in 2007, 13 in 2008 and nine in 2009.
- U-M ranks No. 1 all-time in composite AP final football polls (1936-2009).
- The Wolverines have finished in the top 10 of the AP poll 37 times since its inception in 1936.
- U-M finished second in the 1985 final AP poll, and has been ranked 15 times in the top 5 nationally when the final poll was released.
- Michigan has finished in the final top 25 rankings 55 times since the inception of the AP poll in 1936.
- Michigan has been ranked in the final Associated Press top 25 poll 22 of the past 23 years and 37 of the last 40 years (was not ranked in 1984 and did not receive a final AP ranking in 1982 and 2005).

## BIG TEN CONFERENCE

---

- U-M ranks first in all-time Big Ten football titles with 42.
- The Michigan football program is the only Big Ten team in any sport to win a conference title in each decade.
- Michigan has won or shared 20 Big Ten titles since 1969, including three conference crowns in the 2000s.
- The Wolverines have had 270 players named All-Big Ten Conference first team a total of 388 times, the most of any conference school.
- U-M players have earned 44 All-Big Ten first team honors since 2000.
- At least one Michigan player has received All-Big Ten first team honors each of the past 45 seasons and 87 out of the 97 years that the school has been associated with the conference.
- The Wolverines have received 100 Player of the Week honors since the conference began handing out the award in 1987.
- Four U-M players have been named Big Ten Freshman of the Year.
- Michigan's 15 Chicago Tribune Big Ten Most Valuable Player Awards are the most of any team in the conference.
- Michigan has won 40 of its last 42 Big Ten openers.
- U-M has a record of 464-178-18 vs. Big Ten opponents.

## WOLVERINES IN THE NFL

---

- U-M had 50 former players in 2009 NFL Training Camps.
- Michigan has placed 286 former players onto NFL rosters.
- Michigan players have been selected in 70 consecutive National Football League Player Selection Meetings (draft).
- U-M lists tied for fifth all-time with 43 first-round NFL draft picks.
- A total of 11 Michigan players have been selected in the top 10 of the NFL Draft.
- A total of 45 former U-M players have made 65 Super Bowl appearances.
- Tom Brady, Ty Law, Jim Mandich and Bubba Paris have each claimed three Super Bowl championship rings during their careers.
- Two Wolverines have been selected Super Bowl MVPs: Desmond Howard and Tom Brady (twice).
- Wolverines have made 79 appearances in the NFL Pro Bowl, including a school record four players in 2001 and 2005.
- Seven former Wolverines have been enshrined in the NFL Hall of Fame: Benny Friedman, George Allen, Tom Mack, Dan Dierdorf, Len Ford, Bill Hewitt and Elroy Hirsch. U-M ranks third among colleges with seven NFL Hall of Famers.

**Michigan Overall Team Statistics (as of Nov 14, 2009)**  
**All games**

| <b>Team Statistics</b>  | <b>MICH</b> | <b>OPP</b> |
|-------------------------|-------------|------------|
| SCORING                 | 344         | 309        |
| Points Per Game         | 31.3        | 28.1       |
| FIRST DOWNS             | 219         | 215        |
| Rushing                 | 116         | 100        |
| Passing                 | 95          | 100        |
| Penalty                 | 8           | 15         |
| RUSHING YARDAGE         | 2154        | 1812       |
| Yards gained rushing    | 2538        | 2131       |
| Yards lost rushing      | 384         | 319        |
| Rushing Attempts        | 463         | 421        |
| Average Per Rush        | 4.7         | 4.3        |
| Average Per Game        | 195.8       | 164.7      |
| TDs Rushing             | 27          | 19         |
| PASSING YARDAGE         | 2151        | 2590       |
| Comp-Att-Int            | 164-287-11  | 210-347-10 |
| Average Per Pass        | 7.5         | 7.5        |
| Average Per Catch       | 13.1        | 12.3       |
| Average Per Game        | 195.5       | 235.5      |
| TDs Passing             | 14          | 17         |
| TOTAL OFFENSE           | 4305        | 4402       |
| Total Plays             | 750         | 768        |
| Average Per Play        | 5.7         | 5.7        |
| Average Per Game        | 391.4       | 400.2      |
| KICK RETURNS: #-Yards   | 51-1222     | 49-1100    |
| PUNT RETURNS: #-Yards   | 23-228      | 19-109     |
| INT RETURNS: #-Yards    | 10-74       | 11-107     |
| KICK RETURN AVERAGE     | 24.0        | 22.4       |
| PUNT RETURN AVERAGE     | 9.9         | 5.7        |
| INT RETURN AVERAGE      | 7.4         | 9.7        |
| FUMBLES-LOST            | 26-12       | 13-5       |
| PENALTIES-Yards         | 55-492      | 63-538     |
| Average Per Game        | 44.7        | 48.9       |
| PUNTS-Yards             | 48-2130     | 61-2256    |
| Average Per Punt        | 44.4        | 37.0       |
| Net punt average        | 41.3        | 32.6       |
| TIME OF POSSESSION/Game | 26:22       | 33:38      |
| 3RD-DOWN Conversions    | 60/148      | 64/168     |
| 3rd-Down Pct            | 41%         | 38%        |
| 4TH-DOWN Conversions    | 7/18        | 5/9        |
| 4th-Down Pct            | 39%         | 56%        |
| SACKS BY-Yards          | 19-141      | 26-174     |
| MISC YARDS              | -6          | 0          |
| TOUCHDOWNS SCORED       | 45          | 36         |
| FIELD GOALS-ATTEMPTS    | 10-13       | 19-24      |
| ON-SIDE KICKS           | 0-2         | 2-2        |
| RED-ZONE SCORES         | 62-88 70%   | 74-84 88%  |
| RED-ZONE TOUCHDOWNS     | 48-88 55%   | 46-84 55%  |
| PAT-ATTEMPTS            | 42-43 98%   | 32-32 100% |
| ATTENDANCE              | 1521084     | 579746     |
| Games/Avg Per Game      | 14/108649   | 8/72468    |
| Neutral Site Games      |             | 0/0        |

| <b>Score by Quarters</b> | <b>1st</b> | <b>2nd</b> | <b>3rd</b> | <b>4th</b> | <b>oT</b> | <b>Total</b> |
|--------------------------|------------|------------|------------|------------|-----------|--------------|
| Michigan                 | 128        | 98         | 41         | 77         | 0         | 344          |
| Opponents                | 71         | 79         | 78         | 75         | 6         | 309          |

**Michigan Overall Individual Statistics (as of Nov 14, 2009)**  
**All games**

| <u>Rushing</u> | <u>gp</u> | <u>att</u> | <u>gain</u> | <u>loss</u> | <u>net</u> | <u>avg</u> | <u>td</u> | <u>lg</u> | <u>avg/g</u> |
|----------------|-----------|------------|-------------|-------------|------------|------------|-----------|-----------|--------------|
| Minor, Brandon | 9         | 96         | 523         | 21          | 502        | 5.2        | 8         | 55        | 55.8         |
| Brown, Carlos  | 10        | 81         | 520         | 40          | 480        | 5.9        | 4         | 90        | 48.0         |
| Robinson, D.   | 11        | 59         | 368         | 48          | 320        | 5.4        | 5         | 43        | 29.1         |
| Smith, Vincent | 8         | 40         | 248         | 4           | 244        | 6.1        | 1         | 37        | 30.5         |
| Forcier, Tate  | 11        | 112        | 435         | 205         | 230        | 2.1        | 3         | 31        | 20.9         |
| Shaw, Michael  | 8         | 35         | 191         | 13          | 178        | 5.1        | 2         | 22        | 22.2         |
| Cox, Michael   | 4         | 13         | 121         | 8           | 113        | 8.7        | 2         | 57        | 28.2         |
| Grady, Kevin   | 11        | 10         | 80          | 0           | 80         | 8.0        | 1         | 26        | 7.3          |
| Sheridan, Nick | 3         | 3          | 11          | 0           | 11         | 3.7        | 0         | 4         | 3.7          |
| Grady, Kelvin  | 9         | 1          | 11          | 0           | 11         | 11.0       | 0         | 11        | 1.2          |
| Kennedy, Jack  | 1         | 1          | 6           | 0           | 6          | 6.0        | 0         | 6         | 6.0          |
| Moosman, David | 10        | 0          | 5           | 0           | 5          | 0.0        | 0         | 0         | 0.5          |
| Odoms, M.      | 8         | 3          | 13          | 8           | 5          | 1.7        | 1         | 13        | 0.6          |
| Mesko, Zoltan  | 10        | 1          | 0           | 3           | -3         | -3.0       | 0         | 0         | -0.3         |
| TEAM           | 8         | 8          | 6           | 34          | -28        | -3.5       | 0         | 0         | -3.5         |
| Total          | 0         | 463        | 2538        | 384         | 2154       | 4.7        | 27        | 90        | 0.0          |
| Opponents      | 0         | 421        | 2131        | 319         | 1812       | 4.3        | 19        | 85        | 0.0          |

| <u>Passing</u> | <u>gp</u> | <u>effic</u> | <u>comp-att-int</u> | <u>pct</u> | <u>yds</u> | <u>td</u> | <u>lg</u> | <u>avg/g</u> |
|----------------|-----------|--------------|---------------------|------------|------------|-----------|-----------|--------------|
| Forcier, Tate  | 11        | 132.85       | 142-243-6           | 58.4       | 1824       | 12        | 76        | 165.8        |
| Robinson, D.   | 11        | 96.81        | 12-27-4             | 44.4       | 185        | 2         | 38        | 16.8         |
| Sheridan, Nick | 3         | 112.65       | 7-11-1              | 63.6       | 88         | 0         | 19        | 29.3         |
| Cone, David    | 3         | 150.72       | 3-5-0               | 60.0       | 54         | 0         | 29        | 18.0         |
| TEAM           | 8         | 0.00         | 0-1-0               | 0.0        | 0          | 0         | 0         | 0.0          |
| Total          | 0         | 128.53       | 164-287-11          | 57.1       | 2151       | 14        | 76        | 0.0          |
| Opponents      | 0         | 133.62       | 210-347-10          | 60.5       | 2590       | 17        | 73        | 0.0          |

| <u>Receiving</u> | <u>gp</u> | <u>no.</u> | <u>yds</u> | <u>avg</u> | <u>td</u> | <u>lg</u> | <u>avg/g</u> |
|------------------|-----------|------------|------------|------------|-----------|-----------|--------------|
| Roundtree, Roy   | 10        | 23         | 318        | 13.8       | 3         | 76        | 31.8         |
| Mathews, Greg    | 11        | 23         | 285        | 12.4       | 1         | 40        | 25.9         |
| Odoms, M.        | 8         | 22         | 272        | 12.4       | 1         | 35        | 34.0         |
| Koger, Kevin     | 11        | 16         | 220        | 13.8       | 2         | 41        | 20.0         |
| Hemingway, J.    | 10        | 15         | 263        | 17.5       | 2         | 66        | 26.3         |
| Stonum, Darryl   | 11        | 12         | 189        | 15.8       | 1         | 60        | 17.2         |
| Savoy, L.        | 10        | 12         | 158        | 13.2       | 0         | 21        | 15.8         |
| Grady, Kelvin    | 9         | 10         | 102        | 10.2       | 1         | 38        | 11.3         |
| Brown, Carlos    | 10        | 9          | 126        | 14.0       | 1         | 61        | 12.6         |
| Smith, Vincent   | 8         | 7          | 54         | 7.7        | 1         | 21        | 6.8          |
| Webb, Martell    | 11        | 3          | 38         | 12.7       | 1         | 28        | 3.5          |
| Grady, Kevin     | 11        | 3          | 22         | 7.3        | 0         | 15        | 2.0          |
| Reyes, Ricky     | 1         | 2          | 33         | 16.5       | 0         | 29        | 33.0         |
| Stokes, Je'Ron   | 6         | 2          | 16         | 8.0        | 0         | 9         | 2.7          |
| Moore, Brandon   | 5         | 1          | 19         | 19.0       | 0         | 19        | 3.8          |
| Robinson, T.     | 2         | 1          | 13         | 13.0       | 0         | 13        | 6.5          |
| Shaw, Michael    | 8         | 1          | 11         | 11.0       | 0         | 11        | 1.4          |
| Cox, Michael     | 4         | 1          | 11         | 11.0       | 0         | 11        | 2.8          |
| Minor, Brandon   | 9         | 1          | 1          | 1.0        | 0         | 1         | 0.1          |
| Total            | 0         | 164        | 2151       | 13.1       | 14        | 76        | 0.0          |
| Opponents        | 0         | 210        | 2590       | 12.3       | 17        | 73        | 0.0          |

| <u>Punt Returns</u> | <u>no.</u> | <u>yds</u> | <u>avg</u> | <u>td</u> | <u>lg</u> |
|---------------------|------------|------------|------------|-----------|-----------|
| Hemingway, J.       | 8          | 86         | 10.8       | 0         | 33        |
| Mathews, Greg       | 7          | 24         | 3.4        | 0         | 16        |
| Odoms, M.           | 4          | 48         | 12.0       | 0         | 26        |
| Graham, Brandon     | 2          | 36         | 18.0       | 1         | 2         |
| Robinson, T.        | 1          | 11         | 11.0       | 0         | 11        |
| Smith, Brandon      | 1          | 23         | 23.0       | 0         | 0         |
| Total               | 23         | 228        | 9.9        | 1         | 33        |
| Opponents           | 19         | 109        | 5.7        | 0         | 20        |

| <u>Interceptions</u> | <u>no.</u> | <u>yds</u> | <u>avg</u> | <u>td</u> | <u>lg</u> |
|----------------------|------------|------------|------------|-----------|-----------|
| Warren, Donovan      | 4          | 42         | 10.5       | 1         | 40        |
| Brown, Stevie        | 1          | 18         | 18.0       | 0         | 18        |
| Kovacs, Jordan       | 1          | 0          | 0.0        | 0         | 0         |
| Roh, Craig           | 1          | 0          | 0.0        | 0         | 0         |
| Mouton, Jonas        | 1          | 0          | 0.0        | 0         | 0         |
| Cissoko, B.          | 1          | 14         | 14.0       | 0         | 14        |
| Leach, Kevin         | 1          | 0          | 0.0        | 0         | 0         |
| Total                | 10         | 74         | 7.4        | 1         | 40        |
| Opponents            | 11         | 107        | 9.7        | 0         | 30        |

| <u>Kick Returns</u> | <u>no.</u> | <u>yds</u> | <u>avg</u> | <u>td</u> | <u>lg</u> |
|---------------------|------------|------------|------------|-----------|-----------|
| Stonum, Darryl      | 36         | 938        | 26.1       | 1         | 94        |
| Odoms, M.           | 7          | 129        | 18.4       | 0         | 25        |
| Brown, Carlos       | 3          | 80         | 26.7       | 0         | 33        |
| Smith, Brandon      | 2          | 30         | 15.0       | 0         | 17        |
| Smith, Vincent      | 1          | 12         | 12.0       | 0         | 12        |
| Grady, Kevin        | 1          | 14         | 14.0       | 0         | 14        |
| Roundtree, Roy      | 1          | 19         | 19.0       | 0         | 19        |
| Total               | 51         | 1222       | 24.0       | 1         | 94        |
| Opponents           | 49         | 1100       | 22.4       | 0         | 60        |

| <u>Fumble Returns</u> | <u>no.</u> | <u>yds</u> | <u>avg</u> | <u>td</u> | <u>lg</u> |
|-----------------------|------------|------------|------------|-----------|-----------|
| Van Bergen, R.        | 1          | 14         | 14.0       | 1         | 14        |
| Total                 | 1          | 14         | 14.0       | 1         | 14        |
| Opponents             | 2          | 22         | 11.0       | 0         | 15        |

**Michigan Overall Individual Statistics (as of Nov 14, 2009)**  
**All games**

| Scoring         | td | fg    | PAT   |      |     |      | dpx | saf | pts |
|-----------------|----|-------|-------|------|-----|------|-----|-----|-----|
|                 |    |       | kick  | rush | rcv | pass |     |     |     |
| Olesnavage, J.  | -  | 10-13 | 41-42 | -    | -   | -    | -   | -   | 71  |
| Minor, Brandon  | 8  | -     | -     | -    | -   | -    | -   | -   | 48  |
| Brown, Carlos   | 5  | -     | -     | -    | -   | -    | -   | -   | 30  |
| Robinson, D.    | 5  | -     | -     | -    | -   | -    | -   | -   | 30  |
| Forcier, Tate   | 3  | -     | -     | 1-2  | -   | -    | -   | -   | 20  |
| Roundtree, Roy  | 3  | -     | -     | -    | -   | -    | -   | -   | 18  |
| Cox, Michael    | 2  | -     | -     | -    | -   | -    | -   | -   | 12  |
| Shaw, Michael   | 2  | -     | -     | -    | -   | -    | -   | -   | 12  |
| Smith, Vincent  | 2  | -     | -     | -    | -   | -    | -   | -   | 12  |
| Hemingway, J.   | 2  | -     | -     | -    | -   | -    | -   | -   | 12  |
| Odoms, M.       | 2  | -     | -     | -    | -   | -    | -   | -   | 12  |
| Koger, Kevin    | 2  | -     | -     | -    | -   | -    | -   | -   | 12  |
| Stonum, Darryl  | 2  | -     | -     | -    | -   | -    | -   | -   | 12  |
| Grady, Kelvin   | 1  | -     | -     | -    | -   | -    | -   | -   | 6   |
| Graham, Brandon | 1  | -     | -     | -    | -   | -    | -   | -   | 6   |
| Mathews, Greg   | 1  | -     | -     | -    | -   | -    | -   | -   | 6   |
| Webb, Martell   | 1  | -     | -     | -    | -   | -    | -   | -   | 6   |
| Grady, Kevin    | 1  | -     | -     | -    | -   | -    | -   | -   | 6   |
| Warren, Donovan | 1  | -     | -     | -    | -   | -    | -   | -   | 6   |
| Van Bergen, R.  | 1  | -     | -     | -    | -   | -    | -   | -   | 6   |
| Schrimsher, S.  | -  | -     | 1-1   | -    | -   | -    | -   | -   | 1   |
| Total           | 45 | 10-13 | 42-43 | 1-2  | -   | -    | -   | -   | 344 |
| Opponents       | 36 | 19-24 | 32-32 | 1-1  | -   | 0-2  | -   | 1   | 309 |

| Total Offense  | g  | plays | rush | pass | total | avg/g |
|----------------|----|-------|------|------|-------|-------|
| Forcier, Tate  | 11 | 355   | 230  | 1824 | 2054  | 186.7 |
| Robinson, D.   | 11 | 86    | 320  | 185  | 505   | 45.9  |
| Minor, Brandon | 9  | 96    | 502  | 0    | 502   | 55.8  |
| Brown, Carlos  | 10 | 81    | 480  | 0    | 480   | 48.0  |
| Smith, Vincent | 8  | 40    | 244  | 0    | 244   | 30.5  |
| Shaw, Michael  | 8  | 35    | 178  | 0    | 178   | 22.2  |
| Cox, Michael   | 4  | 13    | 113  | 0    | 113   | 28.2  |
| Sheridan, Nick | 3  | 14    | 11   | 88   | 99    | 33.0  |
| Grady, Kevin   | 11 | 10    | 80   | 0    | 80    | 7.3   |
| Cone, David    | 3  | 5     | 0    | 54   | 54    | 18.0  |
| Grady, Kelvin  | 9  | 1     | 11   | 0    | 11    | 1.2   |
| Kennedy, Jack  | 1  | 1     | 6    | 0    | 6     | 6.0   |
| Moosman, David | 10 | 0     | 5    | 0    | 5     | 0.5   |
| Odoms, M.      | 8  | 3     | 5    | 0    | 5     | 0.6   |
| Mesko, Zoltan  | 10 | 1     | -3   | 0    | -3    | -0.3  |
| TEAM           | 8  | 9     | -28  | 0    | -28   | -3.5  |
| Total          | 0  | 750   | 2154 | 2151 | 4305  | 0.0   |
| Opponents      | 0  | 768   | 1812 | 2590 | 4402  | 0.0   |

| Field Goals    | fg    | pct. | 01-19 | 20-29 | 30-39 | 40-49 | 50-99 | lg | blk |
|----------------|-------|------|-------|-------|-------|-------|-------|----|-----|
| Olesnavage, J. | 10-13 | 76.9 | 0-1   | 2-3   | 4-4   | 3-4   | 1-1   | 51 | 1   |

| FG Sequence      | Michigan  | Opponents              |
|------------------|-----------|------------------------|
| Western Michigan | (44)      | 44                     |
| Notre Dame       | (39),26   | 28,(34),(42)           |
| Eastern Michigan | (37)      | (43)                   |
| Indiana          | -         | (24),(20),(30),(32),42 |
| Michigan State   | (36),(42) | (26),(24)              |
| Iowa Hawkeyes    | -         | (28),(41),53,(40)      |
| Delaware State   | -         | (26),(24)              |
| Penn State       | (23)      | (34),(29)              |
| Illinois         | (29),(42) | 38,(23)                |
| Purdue           | (51),48   | (41)                   |
| Wisconsin        | 19,(37)   | (28)                   |

| Punting       | no. | yds  | avg  | lg | tb | fc | i20 | 50+ | blk |
|---------------|-----|------|------|----|----|----|-----|-----|-----|
| Mesko, Zoltan | 46  | 2054 | 44.7 | 66 | 2  | 16 | 13  | 15  | 0   |
| Forcier, Tate | 2   | 76   | 38.0 | 50 | 0  | 0  | 2   | 1   | 0   |
| Total         | 48  | 2130 | 44.4 | 66 | 2  | 16 | 15  | 16  | 0   |
| Opponents     | 61  | 2256 | 37.0 | 65 | 2  | 17 | 21  | 5   | 3   |

| Kickoffs       | no. | yds  | avg  | tb | ob | retn | net  | ydln |
|----------------|-----|------|------|----|----|------|------|------|
| Wright, Bryan  | 64  | 4046 | 63.2 | 12 | 1  |      |      |      |
| Olesnavage, J. | 1   | 20   | 20.0 | 0  | 1  |      |      |      |
| Total          | 65  | 4066 | 62.6 | 12 | 2  | 22.4 | 41.9 | 28   |
| Opponents      | 63  | 3939 | 62.5 | 8  | 2  | 24.0 | 40.6 | 29   |

Numbers in (parentheses) indicate field goal was made.

**Michigan Overall Individual Statistics (as of Nov 14, 2009)**  
**All games**

| <u>All Purpose</u> | <u>g</u> | <u>rush</u> | <u>rcv</u> | <u>pr</u> | <u>kr</u> | <u>ir</u> | <u>total</u> | <u>avg/g</u> |
|--------------------|----------|-------------|------------|-----------|-----------|-----------|--------------|--------------|
| Stonum, Darryl     | 11       | 0           | 189        | 0         | 938       | 0         | 1127         | 102.5        |
| Brown, Carlos      | 10       | 480         | 126        | 0         | 80        | 0         | 686          | 68.6         |
| Minor, Brandon     | 9        | 502         | 1          | 0         | 0         | 0         | 503          | 55.9         |
| Odoms, M.          | 8        | 5           | 272        | 48        | 129       | 0         | 454          | 56.8         |
| Hemingway, J.      | 10       | 0           | 263        | 86        | 0         | 0         | 349          | 34.9         |
| Roundtree, Roy     | 10       | 0           | 318        | 0         | 19        | 0         | 337          | 33.7         |
| Robinson, D.       | 11       | 320         | 0          | 0         | 0         | 0         | 320          | 29.1         |
| Smith, Vincent     | 8        | 244         | 54         | 0         | 12        | 0         | 310          | 38.8         |
| Mathews, Greg      | 11       | 0           | 285        | 24        | 0         | 0         | 309          | 28.1         |
| Forcier, Tate      | 11       | 230         | 0          | 0         | 0         | 0         | 230          | 20.9         |
| Koger, Kevin       | 11       | 0           | 220        | 0         | 0         | 0         | 220          | 20.0         |
| Shaw, Michael      | 8        | 178         | 11         | 0         | 0         | 0         | 189          | 23.6         |
| Savoy, L.          | 10       | 0           | 158        | 0         | 0         | 0         | 158          | 15.8         |
| Cox, Michael       | 4        | 113         | 11         | 0         | 0         | 0         | 124          | 31.0         |
| Grady, Kevin       | 11       | 80          | 22         | 0         | 14        | 0         | 116          | 10.5         |
| Grady, Kelvin      | 9        | 11          | 102        | 0         | 0         | 0         | 113          | 12.6         |
| Smith, Brandon     | 10       | 0           | 0          | 23        | 30        | 0         | 53           | 5.3          |
| Warren, Donova     | 11       | 0           | 0          | 0         | 0         | 42        | 42           | 3.8          |
| Webb, Martell      | 11       | 0           | 38         | 0         | 0         | 0         | 38           | 3.5          |
| Graham, Brando     | 11       | 0           | 0          | 36        | 0         | 0         | 36           | 3.3          |
| Reyes, Ricky       | 1        | 0           | 33         | 0         | 0         | 0         | 33           | 33.0         |
| Robinson, T.       | 2        | 0           | 13         | 11        | 0         | 0         | 24           | 12.0         |
| Moore, Brandon     | 5        | 0           | 19         | 0         | 0         | 0         | 19           | 3.8          |
| Brown, Stevie      | 11       | 0           | 0          | 0         | 0         | 18        | 18           | 1.6          |
| Stokes, Je'Ron     | 6        | 0           | 16         | 0         | 0         | 0         | 16           | 2.7          |
| Cissoko, B.        | 6        | 0           | 0          | 0         | 0         | 14        | 14           | 2.3          |
| Sheridan, Nick     | 3        | 11          | 0          | 0         | 0         | 0         | 11           | 3.7          |
| Kennedy, Jack      | 1        | 6           | 0          | 0         | 0         | 0         | 6            | 6.0          |
| Moosman, David     | 10       | 5           | 0          | 0         | 0         | 0         | 5            | 0.5          |
| Mesko, Zoltan      | 10       | -3          | 0          | 0         | 0         | 0         | -3           | -0.3         |
| TEAM               | 8        | -28         | 0          | 0         | 0         | 0         | -28          | -3.5         |
| Total              | 0        | 2154        | 2151       | 228       | 1222      | 74        | 5829         | 0.0          |
| Opponents          | 0        | 1812        | 2590       | 109       | 1100      | 107       | 5718         | 0.0          |

**Michigan Overall Defensive Statistics (as of Nov 14, 2009)**  
All games

| ##        | Defensive Leaders | gp | Tackles |     |     |         | tfl/yds | Sacks<br>no-yds | Pass defense |      |       | Fumbles |    | blkd |     |
|-----------|-------------------|----|---------|-----|-----|---------|---------|-----------------|--------------|------|-------|---------|----|------|-----|
|           |                   |    | ua      | a   | tot |         |         |                 | int-yds      | brup | qbh   | rcv-yds | ff | kick | saf |
| 3A        | Brown, Stevie     | 11 | 42      | 31  | 73  | 8.0-29  | 1.0-8   | 1-18            | 3            | 1    | .     | 1       | .  | .    |     |
| 45        | Ezeh, Obi         | 11 | 27      | 42  | 69  | 5.0-8   | .       | .               | 2            | 1    | 1-0   | 1       | .  | .    |     |
| 2B        | Kovacs, Jordan    | 11 | 36      | 30  | 66  | 4.5-10  | .       | 1-0             | .            | .    | .     | 2       | .  | .    |     |
| 6A        | Warren, Donovan   | 11 | 38      | 21  | 59  | .       | .       | 4-42            | 7            | .    | .     | .       | .  | .    |     |
| 55        | Graham, Brandon   | 11 | 36      | 21  | 57  | 21.0-85 | 8.5-66  | .               | 2            | 1    | 1-0   | 2       | 2  | .    |     |
| 40        | Williams, Mike    | 10 | 24      | 32  | 56  | 1.0-2   | .       | .               | 1            | .    | .     | .       | .  | .    |     |
| 8A        | Mouton, Jonas     | 10 | 24      | 31  | 55  | 3.0-7   | .       | 1-0             | 2            | 1    | 1-0   | .       | .  | .    |     |
| 68        | Martin, Mike      | 11 | 19      | 27  | 46  | 7.5-21  | 1.0-3   | .               | .            | 2    | .     | 1       | .  | .    |     |
| 29        | Woolfolk, Troy    | 11 | 25      | 14  | 39  | .       | .       | .               | 1            | .    | .     | .       | .  | .    |     |
| 53        | Van Bergen, R.    | 11 | 19      | 19  | 38  | 6.5-44  | 5.0-40  | .               | 4            | .    | 1-14  | .       | .  | .    |     |
| 5B        | Leach, Kevin      | 10 | 12      | 24  | 36  | 1.0-9   | 1.0-9   | 1-0             | .            | .    | .     | .       | .  | .    |     |
| 8H        | Roh, Craig        | 10 | 15      | 15  | 30  | 7.5-22  | 2.0-12  | 1-0             | 2            | .    | .     | .       | .  | .    |     |
| 58        | Herron, Brandon   | 11 | 7       | 12  | 19  | 1.0-2   | .       | .               | .            | .    | 1-0   | .       | .  | .    |     |
| 33        | Cissoko, B.       | 6  | 11      | 5   | 16  | .       | .       | 1-14            | 2            | .    | .     | .       | .  | .    |     |
| 42        | Fitzgerald, JB    | 11 | 9       | 6   | 15  | 3.0-7   | .       | .               | .            | .    | .     | .       | .  | .    |     |
| 1B        | Floyd, J.T.       | 8  | 12      | 2   | 14  | .       | .       | .               | 1            | .    | .     | .       | .  | .    |     |
| 4A        | Smith, Brandon    | 10 | 8       | 6   | 14  | 0.5-2   | .       | .               | .            | 1    | .     | .       | 1  | .    |     |
| 39        | Heininger, Will   | 11 | 2       | 8   | 10  | 0.5-3   | 0.5-3   | .               | 1            | .    | .     | .       | .  | .    |     |
| 95        | Sagesse, R.       | 9  | 2       | 6   | 8   | 2.0-6   | .       | .               | .            | .    | .     | .       | .  | .    |     |
| 25        | Demens, Kenny     | 11 | 2       | 5   | 7   | .       | .       | .               | .            | .    | .     | .       | .  | .    |     |
| 18        | Rogers, James     | 11 | 6       | 1   | 7   | .       | .       | .               | .            | .    | .     | .       | .  | .    |     |
| 14        | Jones, Teric      | 9  | 6       | 1   | 7   | .       | .       | .               | .            | .    | .     | .       | .  | .    |     |
| 83        | Conover, Jon      | 11 | 3       | 2   | 5   | .       | .       | .               | .            | .    | .     | .       | .  | .    |     |
| 81        | Watson, Steve     | 6  | 4       | 1   | 5   | 1.0-2   | .       | .               | 1            | .    | .     | .       | .  | .    |     |
| 2C        | Simmons, Floyd    | 8  | 4       | 1   | 5   | 1.0-4   | .       | .               | .            | .    | .     | 1       | .  | .    |     |
| 11        | Johnson, Zac      | 6  | 3       | 2   | 5   | .       | .       | .               | .            | .    | .     | .       | .  | .    |     |
| 43        | Wright, Bryan     | 11 | 4       | .   | 4   | .       | .       | .               | .            | .    | .     | .       | .  | .    |     |
| 92        | Banks, Greg       | 10 | 3       | 1   | 4   | 1.0-6   | .       | .               | .            | .    | .     | .       | .  | .    |     |
| 89        | North, Tim        | 10 | 1       | 2   | 3   | .       | .       | .               | .            | .    | .     | .       | .  | .    |     |
| 27        | Jones, Mike       | 6  | 2       | 1   | 3   | .       | .       | .               | .            | .    | .     | .       | .  | .    |     |
| 73        | Campbell, Will    | 10 | 1       | 2   | 3   | 1.0-1   | .       | .               | 2            | .    | .     | .       | .  | .    |     |
| 31        | Van Slyke, J.     | 8  | 2       | .   | 2   | .       | .       | .               | .            | .    | .     | .       | .  | .    |     |
| TM        | TEAM              | 8  | 1       | 1   | 2   | 1.0-1   | .       | .               | .            | .    | .     | 1       | .  | .    |     |
| 44        | Moundros, Mark    | 10 | 1       | 1   | 2   | .       | .       | .               | .            | .    | .     | .       | .  | .    |     |
| 13        | Mathews, Greg     | 11 | 2       | .   | 2   | .       | .       | .               | .            | .    | .     | .       | .  | .    |     |
| 86        | Koger, Kevin      | 11 | 1       | 1   | 2   | .       | .       | .               | .            | .    | .     | .       | .  | .    |     |
| 88        | Moore, Brandon    | 5  | 1       | 1   | 2   | .       | .       | .               | .            | .    | .     | .       | .  | .    |     |
| 99        | Patterson, Adam   | 5  | 1       | .   | 1   | .       | .       | .               | .            | .    | .     | .       | .  | .    |     |
| 1G        | Anderson, Tony    | 5  | .       | 1   | 1   | .       | .       | .               | .            | .    | .     | .       | .  | .    |     |
| 91        | Pomarico, Tom     | 11 | 1       | .   | 1   | .       | .       | .               | .            | .    | .     | .       | .  | .    |     |
| 59        | Gyarmati, Paul    | 1  | 1       | .   | 1   | .       | .       | .               | .            | .    | .     | .       | .  | .    |     |
| 52        | Schilling, S.     | 11 | 1       | .   | 1   | .       | .       | .               | .            | .    | .     | .       | .  | .    |     |
| 5         | Forcier, Tate     | 11 | 1       | .   | 1   | .       | .       | .               | .            | .    | .     | .       | .  | .    |     |
| 2         | Smith, Vincent    | 8  | 1       | .   | 1   | .       | .       | .               | .            | .    | .     | .       | .  | .    |     |
| 12        | Roundtree, Roy    | 10 | 1       | .   | 1   | .       | .       | .               | .            | .    | .     | .       | .  | .    |     |
| 17        | Cone, David       | 3  | .       | 1   | 1   | .       | .       | .               | .            | .    | .     | .       | .  | .    |     |
| 9         | Odoms, M.         | 8  | .       | 1   | 1   | .       | .       | .               | .            | .    | .     | .       | .  | .    |     |
| 5A        | Emilien, V.       | 5  | 1       | .   | 1   | .       | .       | .               | .            | .    | .     | .       | .  | .    |     |
| 22        | Stonum, Darryl    | 11 | 1       | .   | 1   | .       | .       | .               | .            | .    | .     | .       | .  | .    |     |
| Total     |                   | 0  | 424     | 378 | 802 | 77-271  | 19-141  | 10-74           | 31           | 7    | 5-14  | 9       | 3  | .    |     |
| Opponents |                   | 0  | 465     | 312 | 777 | 84-332  | 26-174  | 11-107          | 27           | 8    | 12-22 | 15      | 1  | 1    |     |

**Michigan Team Game-by-Game (as of Nov 14, 2009)**  
All games

**TEAM STATISTICS**

| Date      | Opponent          | Rushing |      |    |    | Receiving |      |    |    | Passing |     |     |      | Kick Returns |    |     |      | Punt Returns |    |     |     | tot off |    |      |
|-----------|-------------------|---------|------|----|----|-----------|------|----|----|---------|-----|-----|------|--------------|----|-----|------|--------------|----|-----|-----|---------|----|------|
|           |                   | no.     | yds  | td | lg | no.       | yds  | td | lg | cmp     | att | int | yds  | td           | lg | no. | yds  | td           | lg | no. | yds |         | td | lg   |
| Sep 04    | WESTERN MICHIGAN  | 50      | 242  | 1  | 43 | 15        | 197  | 3  | 44 | 15      | 28  | 1   | 197  | 3            | 44 | 2   | 41   | 0            | 21 | 2   | 16  | 0       | 16 | 439  |
| Sep 12    | NOTRE DAME        | 38      | 190  | 2  | 32 | 23        | 240  | 2  | 40 | 23      | 33  | 1   | 240  | 2            | 40 | 7   | 202  | 1            | 94 | 0   | 0   | 0       | 0  | 430  |
| Sep 19    | EASTERN MICHIGAN  | 39      | 380  | 6  | 90 | 7         | 68   | 0  | 26 | 7       | 17  | 2   | 68   | 0            | 26 | 3   | 60   | 0            | 25 | 1   | -2  | 0       | 0  | 448  |
| Sep 26    | INDIANA           | 50      | 149  | 3  | 41 | 13        | 223  | 2  | 61 | 13      | 24  | 1   | 223  | 2            | 61 | 8   | 232  | 0            | 45 | 1   | 6   | 0       | 6  | 372  |
| Oct 03    | at Michigan State | 28      | 28   | 0  | 13 | 17        | 223  | 2  | 60 | 17      | 32  | 1   | 223  | 2            | 60 | 3   | 60   | 0            | 26 | 1   | -1  | 0       | 0  | 251  |
| Oct 10    | at Iowa Hawkeyes  | 45      | 195  | 3  | 12 | 11        | 124  | 0  | 35 | 11      | 23  | 2   | 124  | 0            | 35 | 7   | 121  | 0            | 28 | 5   | 25  | 0       | 7  | 319  |
| Oct 17    | DELAWARE STATE    | 54      | 461  | 6  | 57 | 15        | 266  | 2  | 38 | 15      | 18  | 0   | 266  | 2            | 38 | 2   | 47   | 0            | 28 | 6   | 84  | 1       | 26 | 727  |
| Oct 24    | PENN STATE        | 40      | 110  | 1  | 17 | 13        | 140  | 0  | 20 | 13      | 33  | 2   | 140  | 0            | 20 | 4   | 89   | 0            | 26 | 2   | 27  | 0       | 19 | 250  |
| Oct 31    | at Illinois       | 43      | 113  | 1  | 17 | 14        | 264  | 0  | 76 | 14      | 24  | 0   | 264  | 0            | 76 | 3   | 65   | 0            | 33 | 3   | 39  | 0       | 12 | 377  |
| Nov 07    | PURDUE            | 44      | 215  | 4  | 55 | 15        | 212  | 1  | 43 | 15      | 24  | 0   | 212  | 1            | 43 | 6   | 170  | 0            | 55 | 2   | 34  | 0       | 33 | 427  |
| Nov 14    | at Wisconsin      | 32      | 71   | 0  | 23 | 21        | 194  | 2  | 26 | 21      | 31  | 1   | 194  | 2            | 26 | 6   | 135  | 0            | 33 | 0   | 0   | 0       | 0  | 265  |
| Opponents |                   | 463     | 2154 | 27 | 90 | 164       | 2151 | 14 | 76 | 164     | 287 | 11  | 2151 | 14           | 76 | 51  | 1222 | 1            | 94 | 23  | 228 | 1       | 33 | 4305 |
| Opponents |                   | 421     | 1812 | 19 | 85 | 210       | 2590 | 17 | 73 | 210     | 347 | 10  | 2590 | 17           | 73 | 49  | 1100 | 0            | 60 | 19  | 109 | 0       | 20 | 4402 |

Games played: 11  
 Avg per rush: 4.7  
 Avg per catch: 13.1  
 Pass efficiency: 128.53  
 Kick ret avg: 24.0  
 Punt ret avg: 9.9  
 All purpose avg/game: 529.9  
 Total offense avg/gm: 391.4

| Date      | Opponent          | Tackles |     |       |          | Sacks    | Fumble |       | Pass Defense |         |     | Blkd | PAT Attempts |      |      |      | pts |     |
|-----------|-------------------|---------|-----|-------|----------|----------|--------|-------|--------------|---------|-----|------|--------------|------|------|------|-----|-----|
|           |                   | ua      | a   | total | tfl-yds  |          | no-yds | ff    | fr-yds       | int-yds | qbh |      | brup         | kick | kick | rush |     | rcv |
| Sep 04    | WESTERN MICHIGAN  | 31      | 36  | 67    | 6.0-19   | 2.0-12   | 1      | 1-0   | 2-14         | 0       | 4   | 0    | 4-4          | 0    | 0    | 0    | 0   | 31  |
| Sep 12    | NOTRE DAME        | 38      | 26  | 64    | 4.0-8    | 0.0-0    | 1      | 1-0   | 0-0          | 0       | 4   | 0    | 5-5          | 0    | 0    | 0    | 0   | 38  |
| Sep 19    | EASTERN MICHIGAN  | 40      | 50  | 90    | 9.0-28   | 1.0-6    | 0      | 1-0   | 1-0          | 0       | 1   | 0    | 6-6          | 0    | 0    | 0    | 0   | 45  |
| Sep 26    | INDIANA           | 38      | 32  | 70    | 5.0-16   | 1.0-12   | 0      | 0-0   | 1-0          | 0       | 3   | 0    | 4-4          | 1    | 0    | 0    | 0   | 36  |
| Oct 03    | at Michigan State | 38      | 44  | 82    | 8.0-25   | 2.0-12   | 2      | 1-0   | 2-20         | 0       | 4   | 0    | 2-2          | 0    | 0    | 0    | 0   | 20  |
| Oct 10    | at Iowa Hawkeyes  | 36      | 40  | 76    | 7.0-25   | 2.0-15   | 0      | 0-0   | 1-40         | 1       | 7   | 0    | 4-4          | 0    | 0    | 0    | 0   | 28  |
| Oct 17    | DELAWARE STATE    | 43      | 10  | 53    | 8.0-26   | 2.0-9    | 1      | 0-0   | 0-0          | 0       | 4   | 1    | 9-9          | 0    | 0    | 0    | 0   | 63  |
| Oct 24    | PENN STATE        | 38      | 42  | 80    | 7.0-24   | 2.0-12   | 0      | 0-0   | 0-0          | 0       | 1   | 1    | 1-1          | 0    | 0    | 0    | 0   | 10  |
| Oct 31    | at Illinois       | 38      | 44  | 82    | 9.0-48   | 4.0-35   | 1      | 0-0   | 0-0          | 1       | 0   | 1    | 1-1          | 0    | 0    | 0    | 0   | 13  |
| Nov 07    | PURDUE            | 35      | 28  | 63    | 6.0-15   | 1.0-3    | 1      | 0-0   | 2-0          | 0       | 1   | 0    | 3-4          | 0    | 0    | 0    | 0   | 36  |
| Nov 14    | at Wisconsin      | 49      | 26  | 75    | 8.0-37   | 2.0-25   | 2      | 1-14  | 1-0          | 5       | 2   | 0    | 3-3          | 0    | 0    | 0    | 0   | 24  |
| Opponents |                   | 424     | 378 | 802   | 77.0-271 | 19.0-141 | 9      | 5-14  | 10-74        | 7       | 31  | 3    | 42-43        | 1    | 0    | 0    | 0   | 344 |
| Opponents |                   | 465     | 312 | 777   | 84.0-332 | 26.0-174 | 15     | 12-22 | 11-107       | 8       | 27  | 1    | 32-32        | 1    | 0    | 0    | 1   | 309 |

| Date      | Opponent          | Punting |      |      |      |      |    |    |     |     | Field Goals |      |      | Kickoffs |      |      |    |    |
|-----------|-------------------|---------|------|------|------|------|----|----|-----|-----|-------------|------|------|----------|------|------|----|----|
|           |                   | no.     | yds  | avg  | long | blkd | tb | fc | 50+ | i20 | md-att      | long | blkd | no.      | yds  | avg  | tb | ob |
| Sep 04    | WESTERN MICHIGAN  | 5       | 236  | 47.2 | 66   | 0    | 1  | 1  | 1   | 1   | 1-1         | 44   | 0    | 6        | 399  | 66.5 | 1  | 0  |
| Sep 12    | NOTRE DAME        | 5       | 180  | 36.0 | 50   | 0    | 0  | 2  | 1   | 2   | 1-2         | 39   | 0    | 6        | 414  | 69.0 | 3  | 0  |
| Sep 19    | EASTERN MICHIGAN  | 4       | 182  | 45.5 | 59   | 0    | 0  | 2  | 1   | 3   | 1-1         | 37   | 0    | 8        | 470  | 58.8 | 1  | 1  |
| Sep 26    | INDIANA           | 7       | 337  | 48.1 | 59   | 0    | 0  | 3  | 4   | 2   | 0-0         | 0    | 0    | 6        | 411  | 68.5 | 0  | 0  |
| Oct 03    | at Michigan State | 5       | 215  | 43.0 | 56   | 0    | 0  | 2  | 1   | 1   | 2-2         | 42   | 0    | 5        | 302  | 60.4 | 2  | 0  |
| Oct 10    | at Iowa Hawkeyes  | 6       | 295  | 49.2 | 61   | 0    | 0  | 0  | 4   | 2   | 0-0         | 0    | 0    | 5        | 251  | 50.2 | 0  | 1  |
| Oct 17    | DELAWARE STATE    | 0       | 0    | 0.0  | 0    | 0    | 0  | 0  | 0   | 0   | 0-0         | 0    | 0    | 10       | 623  | 62.3 | 2  | 0  |
| Oct 24    | PENN STATE        | 7       | 314  | 44.9 | 62   | 0    | 1  | 3  | 2   | 1   | 1-1         | 23   | 0    | 4        | 225  | 56.2 | 0  | 0  |
| Oct 31    | at Illinois       | 3       | 112  | 37.3 | 50   | 0    | 0  | 1  | 1   | 1   | 2-2         | 42   | 0    | 4        | 235  | 58.8 | 0  | 0  |
| Nov 07    | PURDUE            | 3       | 139  | 46.3 | 63   | 0    | 0  | 1  | 1   | 2   | 1-2         | 51   | 0    | 6        | 401  | 66.8 | 1  | 0  |
| Nov 14    | at Wisconsin      | 3       | 120  | 40.0 | 48   | 0    | 0  | 1  | 0   | 0   | 1-2         | 37   | 1    | 5        | 335  | 67.0 | 2  | 0  |
| Opponents |                   | 48      | 2130 | 44.4 | 66   | 0    | 2  | 16 | 16  | 15  | 10-13       | 51   | 1    | 65       | 4066 | 62.6 | 12 | 2  |
| Opponents |                   | 61      | 2256 | 37.0 | 65   | 3    | 2  | 17 | 5   | 21  | 19-24       | 43   | 0    | 63       | 3939 | 62.5 | 8  | 2  |

**Michigan Opponent Game-by-Game (as of Nov 14, 2009)**  
All games

**OPPONENT STATISTICS**

| Date     | Opponent          | Rushing |      |    |    | Receiving |      |    |    | Passing |     |     |      | Kick Returns |    |     |      | Punt Returns |    |     |     | tot off |    |      |
|----------|-------------------|---------|------|----|----|-----------|------|----|----|---------|-----|-----|------|--------------|----|-----|------|--------------|----|-----|-----|---------|----|------|
|          |                   | no.     | yds  | td | lg | no.       | yds  | td | lg | cmp     | att | int | yds  | td           | lg | no. | yds  | td           | lg | no. | yds |         | td | lg   |
| Sep 04   | WESTERN MICHIGAN  | 24      | 38   | 0  | 11 | 23        | 263  | 1  | 73 | 23      | 39  | 2   | 263  | 1            | 73 | 5   | 111  | 0            | 26 | 2   | 6   | 0       | 4  | 301  |
| Sep 12   | NOTRE DAME        | 30      | 154  | 1  | 24 | 25        | 336  | 3  | 37 | 25      | 42  | 0   | 336  | 3            | 37 | 3   | 100  | 0            | 52 | 1   | 5   | 0       | 5  | 490  |
| Sep 19   | EASTERN MICHIGAN  | 48      | 179  | 2  | 24 | 15        | 106  | 0  | 14 | 15      | 26  | 1   | 106  | 0            | 14 | 6   | 81   | 0            | 19 | 1   | 6   | 0       | 6  | 285  |
| Sep 26   | INDIANA           | 33      | 197  | 3  | 85 | 21        | 270  | 0  | 56 | 21      | 38  | 1   | 270  | 0            | 56 | 6   | 178  | 0            | 60 | 1   | 11  | 0       | 11 | 467  |
| Oct 03   | at Michigan State | 49      | 197  | 3  | 41 | 20        | 220  | 0  | 27 | 20      | 29  | 2   | 220  | 0            | 27 | 2   | 57   | 0            | 36 | 2   | 7   | 0       | 7  | 417  |
| Oct. 10  | at Iowa Hawkeyes  | 34      | 83   | 1  | 19 | 20        | 284  | 2  | 47 | 20      | 38  | 1   | 284  | 2            | 47 | 4   | 91   | 0            | 34 | 5   | 50  | 0       | 20 | 367  |
| Oct 17   | DELAWARE STATE    | 26      | 65   | 0  | 26 | 18        | 151  | 0  | 42 | 18      | 34  | 0   | 151  | 0            | 42 | 8   | 162  | 0            | 51 | 0   | 0   | 0       | 0  | 216  |
| Oct 24   | PENN STATE        | 40      | 166  | 0  | 41 | 16        | 230  | 4  | 60 | 16      | 27  | 0   | 230  | 4            | 60 | 4   | 99   | 0            | 54 | 3   | 19  | 0       | 10 | 396  |
| Oct 31   | at Illinois       | 56      | 377  | 4  | 79 | 8         | 123  | 1  | 37 | 8       | 11  | 0   | 123  | 1            | 37 | 3   | 48   | 0            | 18 | 0   | 0   | 0       | 0  | 500  |
| Nov 07   | PURDUE            | 29      | 127  | 3  | 22 | 28        | 367  | 2  | 56 | 28      | 39  | 2   | 367  | 2            | 56 | 5   | 103  | 0            | 30 | 2   | 0   | 0       | 0  | 494  |
| Nov 14   | at Wisconsin      | 52      | 229  | 2  | 33 | 16        | 240  | 4  | 36 | 16      | 24  | 1   | 240  | 4            | 36 | 3   | 70   | 0            | 29 | 2   | 5   | 0       | 5  | 469  |
| Michigan |                   | 421     | 1812 | 19 | 85 | 210       | 2590 | 17 | 73 | 210     | 347 | 10  | 2590 | 17           | 73 | 49  | 1100 | 0            | 60 | 19  | 109 | 0       | 20 | 4402 |
| Michigan |                   | 463     | 2154 | 27 | 90 | 164       | 2151 | 14 | 76 | 164     | 287 | 11  | 2151 | 14           | 76 | 51  | 1222 | 1            | 94 | 23  | 228 | 1       | 33 | 4305 |

Games played: 11  
 Avg per rush: 4.3  
 Avg per catch: 12.3  
 Pass efficiency: 133.62  
 Kick ret avg: 22.4  
 Punt ret avg: 5.7  
 All purpose avg/game: 519.8  
 Total offense avg/gm: 400.2

| Date     | Opponent          | Tackles |     |       |          | Sacks no-yds | Fumble |        | Pass Defense |     |      | Blkd kick | PAT Attempts |      |     |   | saf | pts |
|----------|-------------------|---------|-----|-------|----------|--------------|--------|--------|--------------|-----|------|-----------|--------------|------|-----|---|-----|-----|
|          |                   | ua      | a   | total | tfl-yds  |              | ff     | fr-yds | int-yds      | qbh | brup |           | kick         | rush | rcv |   |     |     |
| Sep 04   | WESTERN MICHIGAN  | 47      | 32  | 79    | 3.0-13   | 0.0-0        | 1      | 0-0    | 1-3          | 0   | 1    | 0         | 1-1          | 0    | 0   | 0 | 0   | 7   |
| Sep 12   | NOTRE DAME        | 47      | 24  | 71    | 10.0-22  | 2.0-9        | 1      | 0-0    | 1-20         | 0   | 1    | 0         | 2-2          | 1    | 0   | 0 | 0   | 34  |
| Sep 19   | EASTERN MICHIGAN  | 35      | 16  | 51    | 7.0-29   | 2.0-19       | 0      | 0-0    | 2-23         | 0   | 2    | 0         | 2-2          | 0    | 0   | 0 | 0   | 17  |
| Sep 26   | INDIANA           | 44      | 32  | 76    | 8.0-13   | 2.0-7        | 1      | 1-7    | 1-2          | 0   | 2    | 0         | 3-3          | 0    | 0   | 0 | 0   | 33  |
| Oct 03   | at Michigan State | 23      | 36  | 59    | 10.0-55  | 3.0-33       | 1      | 1-15   | 1-0          | 1   | 3    | 0         | 2-2          | 0    | 0   | 0 | 0   | 26  |
| Oct. 10  | at Iowa Hawkeyes  | 34      | 54  | 88    | 4.0-15   | 1.0-10       | 1      | 3-0    | 2-16         | 3   | 6    | 0         | 3-3          | 0    | 0   | 0 | 0   | 30  |
| Oct 17   | DELAWARE STATE    | 55      | 24  | 79    | 4.0-11   | 0.0-0        | 1      | 1-0    | 0-0          | 0   | 0    | 0         | 0-0          | 0    | 0   | 0 | 0   | 6   |
| Oct 24   | PENN STATE        | 43      | 20  | 63    | 11.0-37  | 5.0-26       | 2      | 2-0    | 2-43         | 0   | 4    | 0         | 3-3          | 0    | 0   | 1 | 35  |     |
| Oct 31   | at Illinois       | 45      | 24  | 69    | 9.0-42   | 4.0-25       | 3      | 3-0    | 0-0          | 1   | 5    | 0         | 5-5          | 0    | 0   | 0 | 0   | 38  |
| Nov 07   | PURDUE            | 52      | 20  | 72    | 10.0-55  | 5.0-25       | 3      | 1-0    | 0-0          | 0   | 2    | 0         | 5-5          | 0    | 0   | 0 | 0   | 38  |
| Nov 14   | at Wisconsin      | 40      | 30  | 70    | 8.0-40   | 2.0-20       | 1      | 0-0    | 1-0          | 3   | 1    | 1         | 6-6          | 0    | 0   | 0 | 0   | 45  |
| Michigan |                   | 465     | 312 | 777   | 84.0-332 | 26.0-174     | 15     | 12-22  | 11-107       | 8   | 27   | 1         | 32-32        | 1    | 0   | 1 | 309 |     |
| Michigan |                   | 424     | 378 | 802   | 77.0-271 | 19.0-141     | 9      | 5-14   | 10-74        | 7   | 31   | 3         | 42-43        | 1    | 0   | 0 | 344 |     |

| Date     | Opponent          | Punting |      |      |      |      |    |    | Field Goals |     |        | Kickoffs |      |     |      |      |    |    |
|----------|-------------------|---------|------|------|------|------|----|----|-------------|-----|--------|----------|------|-----|------|------|----|----|
|          |                   | no.     | yds  | avg  | long | blkd | tb | fc | 50+         | i20 | md-att | long     | blkd | no. | yds  | avg  | tb | ob |
| Sep 04   | WESTERN MICHIGAN  | 6       | 239  | 39.8 | 44   | 0    | 0  | 4  | 0           | 2   | 0-1    | 0        | 0    | 2   | 128  | 64.0 | 0  | 0  |
| Sep 12   | NOTRE DAME        | 4       | 160  | 40.0 | 46   | 0    | 1  | 2  | 0           | 0   | 2-3    | 42       | 0    | 7   | 435  | 62.1 | 0  | 0  |
| Sep 19   | EASTERN MICHIGAN  | 7       | 297  | 42.4 | 54   | 0    | 1  | 1  | 3           | 2   | 1-1    | 43       | 0    | 4   | 213  | 53.2 | 0  | 1  |
| Sep 26   | INDIANA           | 6       | 222  | 37.0 | 46   | 0    | 0  | 3  | 0           | 2   | 4-5    | 32       | 0    | 8   | 505  | 63.1 | 0  | 0  |
| Oct 03   | at Michigan State | 3       | 129  | 43.0 | 52   | 0    | 0  | 2  | 1           | 2   | 2-2    | 26       | 0    | 4   | 253  | 63.2 | 1  | 0  |
| Oct. 10  | at Iowa Hawkeyes  | 6       | 238  | 39.7 | 49   | 0    | 0  | 0  | 0           | 2   | 3-4    | 41       | 0    | 7   | 410  | 58.6 | 0  | 0  |
| Oct 17   | DELAWARE STATE    | 11      | 366  | 33.3 | 49   | 1    | 0  | 0  | 0           | 3   | 2-2    | 26       | 0    | 3   | 180  | 60.0 | 0  | 0  |
| Oct 24   | PENN STATE        | 7       | 215  | 30.7 | 44   | 1    | 0  | 1  | 0           | 4   | 2-2    | 34       | 0    | 7   | 421  | 60.1 | 2  | 0  |
| Oct 31   | at Illinois       | 5       | 191  | 38.2 | 65   | 1    | 0  | 1  | 1           | 1   | 1-2    | 23       | 0    | 7   | 462  | 66.0 | 4  | 0  |
| Nov 07   | PURDUE            | 5       | 165  | 33.0 | 40   | 0    | 0  | 2  | 0           | 3   | 1-1    | 41       | 0    | 6   | 396  | 66.0 | 0  | 0  |
| Nov 14   | at Wisconsin      | 1       | 34   | 34.0 | 34   | 0    | 0  | 1  | 0           | 0   | 1-1    | 28       | 0    | 8   | 536  | 67.0 | 1  | 1  |
| Michigan |                   | 61      | 2256 | 37.0 | 65   | 3    | 2  | 17 | 5           | 21  | 19-24  | 43       | 0    | 63  | 3939 | 62.5 | 8  | 2  |
| Michigan |                   | 48      | 2130 | 44.4 | 66   | 0    | 2  | 16 | 16          | 15  | 10-13  | 51       | 1    | 65  | 4066 | 62.6 | 12 | 2  |

**Michigan Red-Zone Results (as of Nov 14, 2009)**  
All games

**Michigan Inside Opponent Red-Zone**

| Date             | Opponent          | Score   | Times<br>In RZ | Times<br>Scored | Total<br>Pts | Rush<br>TDs | Pass<br>TDs | FGs<br>Made | Failed to score inside RZ |      |     |      |      |      |   |   |
|------------------|-------------------|---------|----------------|-----------------|--------------|-------------|-------------|-------------|---------------------------|------|-----|------|------|------|---|---|
|                  |                   |         |                |                 |              |             |             |             | FGA                       | Down | Int | Fumb | Half | Game |   |   |
| Sep 04, 2009     | WESTERN MICHIGAN  | W 31-7  | 3              | 1               | 7            | 1           | 0           | 1           | 0                         | 0    | 1   | 1    | 0    | 0    | 0 | 0 |
| Sep 12, 2009     | NOTRE DAME        | W 38-34 | 4              | 3               | 21           | 3           | 1           | 2           | 0                         | 1    | 0   | 0    | 0    | 0    | 0 | 0 |
| Sep 19, 2009     | EASTERN MICHIGAN  | W 45-17 | 5              | 5               | 31           | 4           | 4           | 0           | 1                         | 0    | 0   | 0    | 0    | 0    | 0 | 0 |
| Sep 26, 2009     | INDIANA           | W 36-33 | 3              | 2               | 15           | 2           | 2           | 0           | 0                         | 0    | 0   | 0    | 0    | 1    | 0 | 0 |
| Oct 03, 2009     | at Michigan State | L 20-26 | 4              | 3               | 13           | 1           | 0           | 1           | 2                         | 0    | 0   | 1    | 0    | 0    | 0 | 0 |
| Oct. 10          | at Iowa Hawkeyes  | L 28-30 | 3              | 3               | 21           | 3           | 3           | 0           | 0                         | 0    | 0   | 0    | 0    | 0    | 0 | 0 |
| Oct 17, 2009     | DELAWARE STATE    | W 63-6  | 6              | 5               | 35           | 5           | 5           | 0           | 0                         | 0    | 1   | 0    | 0    | 0    | 0 | 0 |
| Oct 24, 2009     | PENN STATE        | L 10-35 | 4              | 2               | 10           | 1           | 1           | 0           | 1                         | 0    | 0   | 1    | 1    | 0    | 0 | 0 |
| Oct 31, 2009     | at Illinois       | L 13-38 | 7              | 3               | 13           | 1           | 1           | 0           | 2                         | 0    | 2   | 0    | 2    | 0    | 0 | 0 |
| Nov 07, 2009     | PURDUE            | L 36-38 | 2              | 2               | 12           | 2           | 2           | 0           | 0                         | 0    | 0   | 0    | 0    | 0    | 0 | 0 |
| Nov 14, 2009     | at Wisconsin      | L 24-45 | 3              | 2               | 10           | 1           | 0           | 1           | 1                         | 1    | 0   | 0    | 0    | 0    | 0 | 0 |
| Totals           |                   |         | 44             | 31              | 188          | 24          | 19          | 5           | 7                         | 2    | 4   | 3    | 3    | 1    | 0 | 0 |
| 31 of 44 (70.5%) |                   |         |                |                 |              |             |             |             |                           |      |     |      |      |      |   |   |

**Opponents Inside Michigan Red-Zone**

| Date             | Opponent          | Score   | Times<br>In RZ | Times<br>Scored | Total<br>Pts | Rush<br>TDs | Pass<br>TDs | FGs<br>Made | Failed to score inside RZ |      |     |      |      |      |   |   |
|------------------|-------------------|---------|----------------|-----------------|--------------|-------------|-------------|-------------|---------------------------|------|-----|------|------|------|---|---|
|                  |                   |         |                |                 |              |             |             |             | FGA                       | Down | Int | Fumb | Half | Game |   |   |
| Sep 04, 2009     | WESTERN MICHIGAN  | W 31-7  | 2              | 0               | 0            | 0           | 0           | 0           | 0                         | 1    | 1   | 0    | 0    | 0    | 0 | 0 |
| Sep 12, 2009     | NOTRE DAME        | W 38-34 | 5              | 4               | 25           | 3           | 1           | 2           | 1                         | 1    | 0   | 0    | 0    | 0    | 0 | 0 |
| Sep 19, 2009     | EASTERN MICHIGAN  | W 45-17 | 3              | 2               | 14           | 2           | 2           | 0           | 0                         | 0    | 1   | 0    | 0    | 0    | 0 | 0 |
| Sep 26, 2009     | INDIANA           | W 36-33 | 5              | 5               | 19           | 1           | 1           | 0           | 4                         | 0    | 0   | 0    | 0    | 0    | 0 | 0 |
| Oct 03, 2009     | at Michigan State | L 20-26 | 4              | 4               | 20           | 2           | 2           | 0           | 2                         | 0    | 0   | 0    | 0    | 0    | 0 | 0 |
| Oct. 10          | at Iowa Hawkeyes  | L 28-30 | 3              | 2               | 10           | 1           | 1           | 0           | 1                         | 0    | 1   | 0    | 0    | 0    | 0 | 0 |
| Oct 17, 2009     | DELAWARE STATE    | W 63-6  | 2              | 2               | 6            | 0           | 0           | 0           | 2                         | 0    | 0   | 0    | 0    | 0    | 0 | 0 |
| Oct 24, 2009     | PENN STATE        | L 10-35 | 5              | 5               | 26           | 3           | 0           | 3           | 2                         | 0    | 0   | 0    | 0    | 0    | 0 | 0 |
| Oct 31, 2009     | at Illinois       | L 13-38 | 4              | 4               | 24           | 3           | 2           | 1           | 1                         | 0    | 0   | 0    | 0    | 0    | 0 | 0 |
| Nov 07, 2009     | PURDUE            | L 36-38 | 3              | 3               | 21           | 3           | 3           | 0           | 0                         | 0    | 0   | 0    | 0    | 0    | 0 | 0 |
| Nov 14, 2009     | at Wisconsin      | L 24-45 | 6              | 6               | 38           | 5           | 2           | 3           | 1                         | 0    | 0   | 0    | 0    | 0    | 0 | 0 |
| Totals           |                   |         | 42             | 37              | 203          | 23          | 14          | 9           | 14                        | 2    | 3   | 0    | 0    | 0    | 0 | 0 |
| 37 of 42 (88.1%) |                   |         |                |                 |              |             |             |             |                           |      |     |      |      |      |   |   |