



2009 MICHIGAN FOOTBALL M

HAIL TO THE VICTORS VALIANT HAIL TO THE CONQUERING HEROES

11 NATIONAL TITLES

39 BOWL GAME APPEARANCES

42 BIG TEN TITLES

130 YEARS OF MICHIGAN FOOTBALL

ATHLETIC MEDIA RELATIONS • 1100 SOUTH STATE STREET • ANN ARBOR, MICHIGAN • OFFICE (734) 763-4423 • FAX (734) 647-1188 • MGOBLUE.COM

DID YOU KNOW?

- This will be the Wolverines NCAA-leading 400 televised football game.
- U-M has compiled a 22-10 record in night games.
- Michigan leads the all-time series with Iowa, 40-10-4.
- U-M is second in the Big Ten in scoring offense and rushing offense.
- Darryl Stonum is second in the Big Ten and 15th nationally in kick returns.
- Jordan Kovacs' 17 tackles at MSU were the most of any league player this year.
- Obi Ezeh is fifth in the Big Ten and 30th nationally in tackles (9.6 avg.).

TABLE OF CONTENTS

Game Day Information.....1
 Quick Facts.....2-3
 National Polls4
 U-M Record When5
 Game Notes.....4-15
 Individual Honors..... 14
 Series Information..... 16
 Michigan Stadium..... 17
 Starting Lineups 18
 Depth Chart..... 19
 Rosters.....20-21
 Rich Rodriguez.....22-23
 Coaching and Support Staff.....24
 Wolverines in the NFL.....25
 Individual Career Bests.....26-28
 Returning Leaders..... 29
 Wolverine Facts..... 30

FOLLOW THE WOLVERINES ON ...

Twitter
twitter.com/michigan_fbball
twitter.com/UM_CoachRod

Facebook
 Search Michigan Football

iTunes
 Search MGoBlue

#12 Iowa Hawkeyes (5-0, 1-0 Big Ten) vs. Michigan Wolverines (4-1, 1-1 Big Ten)

GAME 6: Saturday, Oct. 10 • 8:12 p.m. EDT (7:12 p.m. CDT)
Kinnick Stadium (70,585), Iowa City, Iowa



Series vs. Iowa: U-M leads 40-10-4

Series Streak: U-M won 3

Last Meeting vs. Iowa: U-M 20, IA 6 (2006)

Last Michigan Win: 2006

Television: ESPN on ABC

Radio: Michigan Sports Network

Live Stats: MGoBlue.com



MICHIGAN QUICK HITS

Television Coverage

The Michigan and Iowa game will be televised nationally by ESPN on ABC. Brent Musburger will handle the play-by-play with Kirk Herbstreit serving as the color analyst. Lisa Salters provides sideline reports and analysis.

Radio Coverage

The Michigan Sports Network is comprised of 35 stations and the game can be heard on Sirius Satellite Radio. Frank Beckmann will handle the play-by-play with Jim Brandstatter serving as the color analyst and Doug Karsch providing sideline commentary.

Wolverines and Hawkeyes

This will be the 55th meeting between Michigan and Iowa. The Wolverines hold a 40-10-4 lead in the all-time series, and have a 21-4-3 mark at Michigan Stadium (22-5-3 all-time in Ann Arbor). Michigan has won eight of the last 10 games in the series. This will be head coach Rich Rodriguez's first game against the Hawkeyes.

U-M at Kinnick Stadium

Michigan heads into Iowa City having claimed victory in

six of its last eight trips to Kinnick Stadium with one tie against the Hawkeyes (6-1-1). U-M has a 15-4-1 record at Kinnick Stadium and is 16-4-1 all-time in Iowa City, Iowa. The Wolverines have a 2-2 mark at Iowa when both teams enter the game ranked nationally.

National Polls

The Wolverines fell from the top 25 rankings following its 26-20 overtime loss at Michigan State. Michigan received 25 votes in the Associated Press poll and collected 33 votes in the *USA Today* coaches poll. Iowa is ranked 12th (AP) and 14th (coaches) in the polls.

Internet Sites

Michigan: www.MGoBlue.com
 Iowa: www.hawkeyesports.com
 Big Ten Conference: www.bigten.org

Real Time Statistics

Live in-game statistics will be provided through CBS College Sports Gametracker via Michigan's official athletic website.

2009 SCHEDULE AND RESULTS

DATE	RANK	OPPONENT	RESULT	TIME	TV	ATTEND.
Preseason						
Sept. 5	- / -	Western Michigan	W, 31-7	3:36 p.m.	ESPN on ABC	109,019
Sept. 12	- / 18	Notre Dame	W, 38-34	3:36 p.m.	ESPN on ABC	110,278
Sept. 19	25 / -	Eastern Michigan	W, 45-17	12:01 p.m.	BTN	107,903
Sept. 26	23 / -	Indiana *	W, 36-33	12:02 p.m.	ESPN2	108,118
Oct. 3	22 / -	at Michigan State *	L, 20-26 ot.	12:01 p.m.	BTN	78,629
Oct. 10	- / 12	at Iowa *		8:12 p.m.	ESPN on ABC	
Oct. 17		Delaware State		12:01 p.m.	BTN	
Oct. 24		Penn State *				
Oct. 31		at Illinois *		3:30 p.m.	ESPN on ABC	
Nov. 7		Purdue *				
Nov. 14		at Wisconsin *				
Nov. 21		Ohio State *				

All Times Eastern
 * Big Ten Games
 Home Games Bold at Michigan Stadium
 Rank (U-M / Opponent) from the Associated Press Top 25

MICHIGAN FOOTBALL QUICK FACTS

MEDIA RELATIONS

Phone: (734) 763-4423
Fax: (734) 647-1188
Internet Site: MGoBlue.com

Mailing Address:

Athletic Media Relations
 University of Michigan
 1100 S. State St.
 Ann Arbor, MI 48109-2201

ASSOCIATE A.D.

Bruce Madej (bmad@umich.edu)

DIRECTOR OF COMMUNICATIONS/ FOOTBALL CONTACT

David Ablauf (dablauf@umich.edu)

ASSOCIATE DIRECTOR

MEN'S BASKETBALL/GOLF

Tom Wywrot (twywrot@umich.edu)

VOLLEYBALL/BASEBALL

Matt Fancett (mfancett@umich.edu)

WOMEN'S BASKETBALL/MEN'S SOCCER/ROWING

Jessica Poole (jepoole@umich.edu)

WOMEN'S GYMNASTICS

Rich Retyi (rretyi@umich.edu)

ICE HOCKEY/FIELD HOCKEY

Matt Trevor (mtrevor@umich.edu)

CROSS COUNTRY/WRESTLING/ SOFTBALL

Leah Howard (lchoward@umich.edu)

SOCCER/WATER POLO/INTERNET

Ryan Sosin (rsosin@umich.edu)

PUBLICATIONS

Barb Cossman (bcossman@umich.edu)

INTERNET

Jon Ripperger (ripp@umich.edu)

INTERNET

Matt Baumer (mbaumer@umich.edu)

GRADUATE INTERNS

Brad Rudner (brudner@umich.edu)
 Sarah VanMetre (vanmetre@umich.edu)

OFFICE MANAGER

Tara Preston (tlap@umich.edu)

SECRETARY

Joan Medrich (jmedrich@umich.edu)

UNIVERSITY INFORMATION

School: University of Michigan
Location: Ann Arbor, Mich.
Enrollment: 38,820
Founded: 1817
University President: Mary Sue Coleman
Director of Athletics: Bill Martin
Nickname: Wolverines
Colors: Maize and Blue
Band: Michigan Marching Band
Fight Song: The Victors
Conference: Big Ten

2009 TEAM INFORMATION

Offensive Formation: Spread Option
Defensive Formation: 4-3
Starters Returning/Lost: 17/9
Offensive Starters Returning/Lost: 10.5/0.5
Defensive Starters Returning/Lost: 5/6
Specialist Starters Returning/Lost: 1/3
Lettermen Returning/Lost: 50/20
Offensive Lettermen Returning/Lost: 29/4
Defensive Lettermen Returning/Lost: 19/13
Specialist Lettermen Returning/Lost: 2/3

Starters Lost:

Offense: Steven Threet*, QB
Defense: Brandon Harrison, FS; Tim Jamison, DE; Will Johnson, DT; Terrance Taylor, DT; John Thompson, SLB; Morgan Trent, CB
Specialists: Jason Gingell, KO; Sean Griffin, LS; K.C. Lopata, PK
** split time as starter.*

2008 SEASON IN REVIEW

Overall Record: 3-9 (.250)
Big Ten Record: 2-6 (.250)
Home: 2-5 / **Away:** 1-4 / **Neutral:** 0-0

MICHIGAN STADIUM

Completed: 1927 (83rd season)
Stadium Capacity: 106,201
Surface: FieldTurf (artificial)
Largest Crowd (Opponent, Year): 112,118 (Ohio State, 2003)
Record at Michigan Stadium: 379-114-15
Consecutive 100,000-plus Crowds: 219 (Nov. 8, 1975 to current)

MICHIGAN HEAD COACHES

Rich Rodriguez	2008-present	7-10	(.412)
Lloyd Carr	1995-2007	122-40	(.753)
Gary Moeller	1990-94	44-13-3	(.758)
Bo Schembechler	1969-89	194-48-5	(.796)
Bump Elliott	1959-68	51-42-2	(.547)
Bennie Oosterbaan	1948-58	63-33-4	(.650)
Fritz Crisler	1938-47	71-16-3	(.806)
Harry Kipke	1929-37	46-26-4	(.632)
Tad Wieman	1927-28	9-6-1	(.594)
George Little	1924	6-2	(.750)
Fielding Yost	1901-23, 1925-26	165-29-10	(.833)
Biff Lea	1900	7-2-1	(.750)
Gustave Ferbert	1897-99	24-3-1	(.875)
William Ward	1896	9-1	(.900)
William McCauley	1894-95	17-2-1	(.875)
Frank Barbour	1892-93	14-8	(.636)
M. Murphy/F. Crawford	1891	4-5	(.444)

FOOTBALL HISTORY

First Year of Football1879
 All-Time Record876-296-36 (.740)
 All-Time Conference Record464-173-18 (.722)
 All-Time Bowl Record19-20 (.487)

National Championships 11
 1901, 1902, 1903, 1904, 1918, 1923, 1932, 1933, 1947, 1948, 1997

Conference Championships 42
 1898, 1901, 1902, 1903, 1904, 1906, 1918, 1922, 1923, 1925, 1926, 1930, 1931, 1932, 1933, 1943, 1947, 1948, 1949, 1950, 1964, 1969, 1971, 1972, 1973, 1974, 1976, 1977, 1978, 1980, 1982, 1986, 1988, 1989, 1990, 1991, 1992, 1997, 1998, 2000, 2003, 2004

Bowl Appearances 39
 1901, 1947, 1950, 1964, 1969, 1971, 1975, 1976, 1977, 1978, 1979, 1980, 1981, 1982, 1983, 1984, 1985, 1986, 1987, 1988, 1989, 1990, 1991, 1992, 1993, 1994, 1995, 1996, 1997, 1998, 1999, 2000, 2001, 2002, 2003, 2004, 2005, 2006, 2007

Undefeated Seasons 23
 1879, 1880, 1884, 1885, 1886, 1887, 1898, 1901, 1902, 1903, 1904, 1910, 1918, 1922, 1923, 1930, 1932, 1933, 1947, 1948, 1973, 1992, 1997

10+ Win Seasons 25
 1898, 1901, 1902, 1903, 1904, 1905, 1947, 1971, 1972, 1973, 1974, 1976, 1977, 1978, 1980, 1985, 1986, 1989, 1991, 1997, 1998, 1999, 2002, 2003, 2006

Most Consecutive Wins 29 (Sept. 28, 1901 – Oct. 31, 1903)
 All-Time Points Scored 29,814 (No. 2 nationally)
 First-Team All-Americans 124 (77 consensus)
 First-Team All-Big Ten Players 389 (No. 1 in the Big Ten)
 Heisman Trophy Winners 3 (1941, 1991, 1997)
 Years with U-M Player in Heisman Top 10 25
 National Award Winners 10
 College Football Hall of Fame Members 33
 All-Time NFL Draft Picks 364 (two No. 1 picks)
 All-Time First Round Picks 49
 Michigan on TV 399 Games; 264-127-8 (No. 1 nationally)
 First TV Game U-M 55, MSU 0 (Sept. 27, 1947 on WWJ-TV)

MICHIGAN FOOTBALL BY DECADE

2000s	80-37-0 (.684)
1990s	93-26-3 (.775)
1980s	90-29-2 (.752)
1970s	96-16-3 (.848)
1960s	55-40-0 (.579)
1950s	52-36-3 (.588)
1940s	74-15-3 (.821)
1930s	53-26-4 (.663)
1920s	58-16-4 (.769)
1910s	52-18-6 (.723)
1900s	82-8-3 (.898)
1890s	72-20-2 (.777)
1880s (no games in 1882)	18-9-0 (.667)
1879	1-0-1 (.750)
Overall	876-296-36 (.740)

MICHIGAN FOOTBALL QUICK FACTS

BIG TEN TELECONFERENCE

The Big Ten Teleconferences run throughout the season on a weekly basis. Head coach Rich Rodriguez will participate on the conference call at 12:10 p.m. Eastern (11:10 a.m. Central). The media call-in number can be obtained by calling the Big Ten Conference. Following is the coaches teleconference lineup:

Time	Coach
12:00	Jim Tressel, Ohio State
12:10	Rich Rodriguez, Michigan
12:20	Bill Lynch, Indiana
12:30	Mark Dantonio, Michigan State
12:40	Kirk Ferentz, Iowa
12:50	Bret Bielema, Wisconsin
1:00	Ron Zook, Illinois
1:10	Danny Hope, Purdue
1:20	Joe Paterno, Penn State
1:30	Pat Fitzgerald, Northwestern
1:40	Tim Brewster, Minnesota
1:50	Player(s) of the Week (if available)

INSIDE MICHIGAN FOOTBALL RADIO SHOW

Head coach Rich Rodriguez and members of the coaching staff will participate in a weekly radio show. The hour long show originates on WXYT Radio every Thursday evening at 7 p.m., with Doug Karsch hosting the show. Each show features an interview with head coach Rich Rodriguez, an assistant coach and player from the Wolverine team. The show is broadcast live from Pizza House (PizzaHouse.com) located at 618 Church Street in Ann Arbor. Following are the stations covering the show:

City	Station	Dial Pos.
Detroit	WXYT	1270 AM
Ann Arbor	WTKA	1050 AM
Benton Harbor	WSJM	1400 AM
Cadillac	WATT	1240 AM
Charlevoix	WMKT	1270 AM
Flint	WTRX	1330 AM
Muskegon	WLCS	98.3 FM
Petoskey	WMKT	92.1 FM
Traverse City	WTCK	580 AM

MICHIGAN RADIO NETWORK

In its seventh season as a division of IMG College, the Michigan Sports Network represents one of the largest and most-listened to college sports network in the Midwest. Anchored by WOMC-FM (104.3) in Detroit and 800-AM CKLW in Windsor, Ontario, the Michigan Radio Network is comprised of 35 affiliate stations that cover the state of Michigan during football season. In addition, U-M football can also be heard on American Armed Forces Radio and is also available on Sirius Satellite Radio. Frank Beckmann (play-by-play) and Jim Brandstatter (color) bring the action to you from the booth, with Doug Karsch providing sideline reports and analysis. Following is a list of radio affiliates:

City	Station	Dial Pos.
Alma	WQBX	104.9 FM
Alpena	WKJZ	94.9 FM
Ann Arbor	WTKA	1050 AM
Battle Creek	WBXX	104.9 FM
Benton Harbor	WSJM	1400 AM
Big Rapids	WBRN	1460 AM
Cadillac	WATT	1240 AM
Charlevoix	WMKT	1270 AM
Cheboygan	WCBY	1240 AM
Chicago, Illinois	WVON	1690 AM
Conway, Arkansas	KASR	92.7 FM
Detroit	WOMC	104.3 FM
Escanaba	WDBC	680 AM
Flint	WTRX	1330 AM
Grand Haven	WGHN	1370 AM
Grand Rapids	WOOD	1300 AM
Jackson	WKHM	970 AM
Kalamazoo	WKZO	590 AM
Kalamazoo	WQLR	1660 AM
Lansing	WQTX	92.1 FM
Ludington	WKZC	94.9 FM
Marine City	WHLX	1590 AM
Marquette	WIAN	1240 AM
Muskegon	WLCS	98.3 FM
Niles	WNIL	1290 AM
Petoskey	WMKT	92.1 FM
Port Huron	WHL5	1450 AM
Saginaw	WSGW	790 AM
Sault Ste. Marie	WKNW	1400 AM
Tawas	WQLB	103.3 FM
Toledo, Ohio	WTOD	1560 AM
Toledo, Ohio	WLQR	1470 AM
Traverse City	WTCTM	580 AM
Windsor, Ontario	CKLW	800 AM

INSIDE MICHIGAN FOOTBALL

Inside Michigan Football, the University of Michigan Athletic Department-owned football show, begins its second season with head coach Rich Rodriguez, host Jim Brandstatter and reporter Doug Karsch.

Inside Michigan Football will be broadcast 15 times throughout the season, debuting on Thursday, Aug. 27, at 8 p.m. on Fox Sports Detroit, and Friday, Aug. 28, at 9 p.m. on the Big Ten Network. The weekly schedule will appear at noon and 7 p.m. every Thursday throughout the season on FS Detroit and will be broadcast nationally on the Big Ten Network Friday evenings at 5:30 p.m.

The show will include game highlights, player features, postgame locker room reactions, commentary from Rodriguez and a preview of the next opponent. Additional features such as sideline spotlights with former players, sounds of the game segments and more will be seen for the first time on Inside Michigan Football.

Due to Big Ten Network regulations, Inside Michigan Football will not be available on MGoBlue.com, but the U-M athletic department plans to offer a postgame internet wrap-up of each game called Michigan Rewind.

Michigan Rewind will be available on MGoBlue.com after each Michigan football game and will include eight to 10 minutes of highlights, analysis and interviews with coaches and players. In addition to Michigan Rewind, MGoBlue.com will offer interviews, features and special presentations throughout the week for Michigan football fans.

Following are the days and times the show airs:

Station	Day, Time
FS Detroit	Thursday, Noon/7 pm
Big Ten Network	Friday, 5:30 pm

Times are Eastern



For the most up-to-date and comprehensive information on Michigan football, go to MGoBlue.com.



THE NATIONAL POLLS

Associated Press Media Poll (Oct. 4)

Team	Record	Points	Previous
1. Florida (54)	4-0	1,486	1
2. Texas (1)	4-0	1,416	2
3. Alabama (5)	5-0	1,404	3
4. Louisiana State	5-0	1,290	4
5. Virginia Tech	4-1	1,200	6
6. Boise State	5-0	1,185	5
7. Southern California	4-1	1,108	7
8. Cincinnati	5-0	1,004	10
9. Ohio State	4-1	994	9
10. Texas Christian	4-0	940	11
11. Miami (Fla.)	3-1	931	17
12. Iowa	5-0	823	13
13. Oregon	4-1	676	16
14. Penn State	4-1	564	15
15. Oklahoma State	3-1	563	14
16. Kansas	4-0	513	18
17. Auburn	5-0	428	NR
18. Brigham Young	4-1	403	20
19. Oklahoma	2-2	370	8
20. Mississippi	3-1	357	21
21. Nebraska	3-1	333	23
22. Georgia Tech	4-1	311	25
23. South Florida	5-0	238	NR
24. Missouri	4-0	215	NR
25. South Carolina	4-1	200	NR

USA Today Coaches Poll (Oct. 4)

Team	Record	Points	Previous
1. Florida (57)	4-0	1,473	1
2. Texas (1)	4-0	1,408	2
3. Alabama (1)	5-0	1,366	3
4. Louisiana State	5-0	1,273	4
5. Virginia Tech	4-1	1,141	6
6. Boise State	5-0	1,133	5
7. Southern California	4-1	1,123	7
8. Ohio State	4-1	1,072	9
9. Texas Christian	4-0	965	10
10. Cincinnati	5-0	937	11
11. Miami (Fla.)	3-1	750	T21
12. Penn State	4-1	713	13
13. Oklahoma State	3-1	702	12
14. Iowa	5-0	655	17
15. Kansas	4-0	616	16
16. Mississippi	3-1	460	18
17. Oregon	4-1	433	25
18. Missouri	4-0	386	23
19. Auburn	5-0	369	NR
20. Brigham Young	4-1	353	T21
21. Oklahoma	2-2	346	8
22. Nebraska	3-1	329	24
23. Georgia Tech	4-1	278	NR
24. South Florida	5-0	220	NR
25. Wisconsin	5-0	156	NR

Tracking U-M in the Top 25 Polls

Date	AP	USA Today
Preseason	NR	NR
Sept. 6	NR	NR
Sept. 13	25	NR
Sept. 20	23	22
Sept. 27	22	20
Oct. 4	NR	NR
Oct. 11		
Oct. 18		
Oct. 25		
Nov. 1		
Nov. 8		
Nov. 15		
Nov. 22		
Nov. 29		

Former Wolverine on Iowa Sideline

- Erik Campbell, a former Wolverine player and assistant coach, is in his second season as the wide receivers and tight ends coach for Iowa.
- Campbell coached the wide receivers and punt returners for 13 seasons at Michigan (1995-2007) and was the team's assistant head coach for the final five years of his tenure.
- He was a four-year letterman (1984-87) under Bo Schembechler.
- Campbell is the only player in Michigan football history to boast starts at all four secondary position during one seasons.

104th Season of Big Ten Action

- Michigan is in its 104th season of competition in the Big Ten Conference.
- The Wolverines have compiled an impressive 464-173-18 record in conference play during those 104 seasons and have claimed a league-leading 42 championships.
- U-M also leads the conference with 389 first-team All-Big Ten selections.

U-M In 130th Season of Gridiron Action

- U-M is in its 130th season of gridiron action.
- The Wolverine program was established in 1879 when a group of 13 men fielded the first football team in school history and played a pair of off-campus games. U-M defeated Racine, 1-0, at White Stocking Park in Chicago, Ill., on May 30, 1879, for the first victory in school history. The Wolverines tied Toronto, 0-0, in Detroit to finish the year 1-0-1.
- U-M is in its 127th year of uninterrupted gridiron action, with 1882 being the only season that the program did not play any varsity games.
- The Wolverines are the sixth oldest football program in NCAA history.

Oldest College Football Programs

School	Years
Princeton	140
Rutgers	140
Yale	137
Harvard	135
Pennsylvania	133
Michigan	130
Amherst	129
Navy	128

Michigan at the Big House

- This is the 83rd season of action at Michigan Stadium.
- The Wolverines have compiled a 379-114-15 record all-time at Michigan Stadium.
- U-M claimed its 375th victory at the 'Big House' in the 500th game in the historic venue, a 27-25 win over No. 9 Wisconsin on Sept. 27, 2008.
- The Wolverines pulled the largest comeback in stadium history, erasing a 19-0 deficit to the Badgers to claim the Big Ten opening victory.

Rodriguez vs. Ranked Teams

- Rich Rodriguez has a 13-15 career mark against top 25 squads but has claimed victories in five of his last seven games.
- He collected his first victory against a top 25 team at Michigan with the thrilling 27-25 win over No. 9 Wisconsin to open the Big Ten schedule last year (Sept. 27).
- Rodriguez suffered losses to No. 3 Penn State and No. 10 Ohio State last season.
- Rodriguez has an 9-7 record against top 25 teams at home in his career.

Rodriguez in the Big Ten

- Rich Rodriguez has compiled a 3-7 record in his first 10 Big Ten Conference games.
- He has claimed in both conference openers, beating No. 9 Wisconsin (27-25) last season and Indiana (36-33) this season.

U-M in October

- Michigan has compiled an impressive 404-117-13 all-time record in October.
- Rodriguez is 0-5 in the 10th month of the year as Michigan head coach.

MICHIGAN IN NIGHT GAMES

The Wolverines have compiled a 22-10 overall record in night games starting after 5 p.m. local time. The match-up with Iowa will be the 33rd night game in Michigan history. This will be the first meeting with the Hawkeyes at night. The Wolverines have won 11 of their last 13 evening games.

Date	Opponent	Site	Result
Sept. 23, 1944	Marquette	Milwaukee, Wis. (A)	W, 14-0
Sept. 23, 1972	UCLA	Los Angeles, Calif. (A)	W, 26-9
Jan. 1, 1976	Oklahoma	Miami, Fla. (N)	L, 6-14
Dec. 28, 1979	North Carolina	Jacksonville, Fla. (N)	L, 15-17
Dec. 31, 1981	UCLA	Houston, Texas (N)	W, 33-14
Sept. 18, 1982	Notre Dame	South Bend, Ind. (A)	L, 17-23
Nov. 12, 1983	Minnesota	Minneapolis, Minn. (A)	W, 58-10
Jan. 1, 1984	Auburn	New Orleans, La. (N)	L, 7-9
Dec. 21, 1984	Brigham Young	San Diego, Calif. (N)	L, 17-24
Nov. 16, 1985	Minnesota	Minneapolis, Minn. (A)	W, 48-7
Oct. 4, 1986	Wisconsin	Madison, Wis. (A)	W, 34-17
Nov. 7, 1987	Minnesota	Minneapolis, Minn. (A)	W, 30-20
Sept. 10, 1988	Notre Dame	South Bend, Ind. (A)	L, 17-19
Sept. 23, 1989	UCLA	Los Angeles, Calif. (A)	W, 24-23
Sept. 15, 1990	Notre Dame	South Bend, Ind. (A)	L, 24-28
Oct. 25, 1991	Minnesota	Minneapolis, Minn. (A)	W, 52-6
Dec. 30, 1994	Colorado State	San Diego, Calif. (N)	W, 24-14
Sept. 16, 1995	Boston College	Chesnut Hill, Mass. (A)	W, 23-13
Dec. 28, 1995	Texas A&M	San Antonio, Texas (N)	L, 20-22
Oct. 26, 1996	Minnesota	Minneapolis, Minn. (A)	W, 44-10
Oct. 17, 1998	Northwestern	Evanston, Ill. (A)	W, 12-6
Sept. 18, 1999	Syracuse	Syracuse, N.Y. (A)	W, 18-13
Jan. 1, 2000	Alabama (ot)	Miami, Fla. (N)	W, 35-34
Sept. 23, 2000	Illinois	Champaign, Ill. (A)	W, 35-31
Nov. 9, 2002	Minnesota	Minneapolis, Minn. (A)	W, 41-24
Oct. 10, 2003	Minnesota	Minneapolis, Minn. (A)	W, 38-35
Sept. 24, 2005	Wisconsin	Madison, Wis. (A)	L, 20-23
Oct. 29, 2005	Northwestern	Evanston, Ill. (A)	W, 33-17
Dec. 28, 2005	Nebraska	San Antonio, Texas (N)	L, 28-32
Sept. 30, 2006	Minnesota	Minneapolis, Minn. (A)	W, 28-14
Oct. 14, 2006	Penn State	State College, Pa. (A)	W, 17-10
Oct. 20, 2007	Illinois	Champaign, Ill. (A)	W, 27-17

OFFENSE

- U-M is 28th nationally in rushing offense.
- Michigan is second in the Big Ten in scoring (37.5 avg.) and rushing offense (240.2 avg.).
- The Wolverines are sixth in the league and 47th nationally in total offense (388.0 avg.).
- U-M needs 11 yards for 1,000 on the season.
- The Wolverines scored over 30 points in the first four games this season for the first time since 2000 (final four games).
- Michigan's 380 yards rushing against Eastern Michigan is the most since gaining 392 yards against Houston (Sept. 6, 2003).
- The Wolverines have lost just two fumbles through five games this season; has six interceptions.
- Michigan has scored 12 rushing touchdowns this season, including a season-high six rushing TDs against Eastern Michigan.

Ricky Barnum

**Sophomore/Freshman, Offensive Line
Lakeland, Florida (Lake Gibson HS)**

- Made career debut as a reserve at left guard vs. Eastern Michigan.
- Did not see action as a true freshman in 2008.
- Rated as the fifth-best center prospect according to Rivals.com.
- Selected as the fourth-rated offensive guard by Scouts, Inc.

Carlos Brown

Senior, Running Back

Franklin, Georgia (Heard County HS)

Rushing

Year	GP/GS	Att	Yards	Avg.	P/G	TD	Long
2006	7/0	16	41	2.6	5.9	0	8
2007	8/3	75	382	5.1	47.8	4	85
2008	5/1	29	122	4.2	24.4	0	17
2009	5/5	44	336	7.6	67.2	3	90
Career	25/9	153	881	5.8	35.2	7	90

Receiving

Year	GP/GS	No.	Yards	Avg.	P/G	TD	Long
2006	7/0	0	0	0.0	0.0	0	0
2007	8/3	0	0	0.0	0.0	0	0
2008	5/1	4	13	3.3	2.6	0	11
2009	5/5	8	119	14.9	23.8	1	61
Career	25/9	12	132	11.0	5.3	1	61

2009 Season

- Team's leading rusher with 336 yards on 44 carries and scored three touchdowns.
- Gained 144 yards offensively vs. Indiana, 83 rushing and 61 receiving.
- Had a 61-yard TD reception and a 41-yard TD run against the Hoosiers.
- Set a career high with 187 rushing yards on 13 carries against Eastern Michigan.
- Scored on a pair of touchdown runs against the Eagles (9 and 90 yards).
- His 90-yard TD run was the third longest run in school history.
- Set career highs in receptions (4) and receiving yards (36) vs. Notre Dame.
- Rushed 10 times for 54 yards and added a 14-yard reception in start vs. Western Michigan.

Career

- Needs 119 rushing yards for 1,000 in his career.
- Has four career 100-yard rushing games: 187 vs.

Eastern Michigan (2009), 115 vs. Northwestern (2008), 113 at Illinois (2007) and 132 vs. Minnesota (2007).

- Set a career high with 199 all-purpose yards against the Gophers in 2007, gaining 132 yards on 13 carries and had three kickoffs for 67 yards.
- His 85-yard TD run vs. Minnesota in 2007 is tied for the seventh-longest run in U-M history.
- Returned 16 kickoffs for 306 yards.

Jon Conover

Senior/Junior, Wide Receiver

Northville, Michigan (Catholic Central HS)

- Played in all five games on special teams.
- Special teams captain vs. Eastern Michigan and was the team's player of the game.
- Appeared in 23 career games.
- Two-time Academic All-Big Ten Conference (2007-08).
- One of the three Big Ten Distinguished Scholar Award recipients on the football team.

Perry Dorrestein

Senior/Junior, Offensive Line

Plainfield, Illinois (Plainfield Central HS)

2009 Season

- Started at right tackle vs. Indiana and Michigan State.
- Played as backup left tackle vs. Western Michigan and Eastern Michigan.
- Saw action at right tackle vs. Notre Dame.

Career

- Earned first varsity letter after making four starts and playing in five games in 2008.
- Appeared in 14 career contests and started six games.
- Played in four games during the 2007 season.

John Ferrara

Senior/Junior, Offensive Line

Staten Island, N.Y. (Monsignor Farrell HS)

2009 Season

- Played right guard and special teams at Michigan State.
- Started at right guard vs. Eastern Michigan.
- Played as backup right guard vs. Western Michigan.
- Saw special teams action vs. WMU, Notre Dame and Indiana.

Career

- Played in 30 consecutive games in his career.
- Started five contests at left guard and one game at right guard.
- Appeared in all 12 games during 2008 season and started five contests at left guard.
- Moved to offensive line from defensive tackle during 2008 fall camp.
- 2008 Academic All-Big Ten Conference.
- Two-time U-M Athletic Academic Achievement (2006, 2008).

2009 MICHIGAN RECORD WHEN...

Overall:	4-1
At Home:	4-0
On the Road:	0-1
Neutral:	0-0

By Month:

August:	0-0
September:	4-0
October:	0-1
November:	0-0
December:	0-0
January:	0-0

When Scoring First:	3-1
When Opponent Scored First:	1-0
When Scoring 20 or More Points:	4-1
When Scoring Less Than 20 Points:	0-0
When Leading at the Half:	2-0
When Trailing at the Half:	2-1
When Tied at the Half:	0-0
When Leading after 3 Quarters:	3-0
When Trailing after 3 Quarters:	1-1
When Tied after 3 Quarters:	0-0
When Outrushing the Opponent:	3-0
With 35 or More Rushing Attempts:	4-0
With Less Than 30 Passing Attempts:	3-0
When Leading in Time of Possession:	1-0
When Trailing in Time of Possession:	3-1


On Turf:	4-0
On Grass:	0-1

When Leading in Takeaway/Turnover Ratio:	1-1
When Even in Takeaway/Turnover Ratio:	2-0
When Trailing in Takeaway/Turnover Ratio:	1-0
With an Individual 100-Yard Rusher:	2-0
With an Individual 200-Yard Passer:	1-1
250-Yard Passer:	0-0
With an Individual 100-Yard Receiver:	1-0
With an Individual Opponent 100-Yard Rusher:	2-0
With an Individual Opponent 200-Yard Passer:	3-0
250-Yard Passer:	3-0
With an Individual Opponent 100-Yard Receiver:	3-0

WOLVERINE BITES

BRANDON GRAHAM

- 2009 Preseason All-America.
- Named to watch list for Bednarik Award, Bronko Nagurski Trophy, Ted Hendricks Trophy and Ronnie Lott Trophy.
- Voted 2008 Bo Schembechler Most Valuable Player of the 2008 U-M football team.
- Established career highs in tackles (46), tackles for loss (20) and sacks (10) last season.
- Second nationally in tackles for loss and tied for seventh in sacks in 2008.
- Has three career games with three or more sacks (3.5 vs. Notre Dame in 2007 and 3.0 vs. Wisconsin and Michigan State in 2008).
- Talled a sack in six of his 11 games played last year.
- Seventh in career sacks at Michigan (20).
- Played in 37 career games and made 18 starts.
- Posted at least two stops in 24 consecutive games (2007-08).



U-M's Career Sack List (since 1980)

Player	Sacks	Years	Graham Needs:
1. Mark Messner	36	1985-88	16
2. James Hall	25	1996-99	5
3. Chris Hutchinson	24	1989-92	4
Jason Horn	24	1992-95	4
Glen Steele	24	1995-97	4
LaMarr Woodley	24	2003-06	4
7. Brandon Graham	20	2006-08	
8. Robert Thompson	19	1979-82	
Tim Jamison	19	2005-08	
10. Mike Hammerstein	17	1981-85	
Mike Evans	17	1988-91	

U-M's Career Tackle for Loss List (since 1978)

Player	TFLs	Years	Graham Needs:
1. Mark Messner	70	1985-88	33.5
2. LaMarr Woodley	52.5	2003-06	16
3. Curtis Greer	48	1976-79	11.5
4. Victor Hobson	47	1999-02	10.5
5. Glen Steele	45	1994-97	8.5
6. Larry Foote	44	1998-01	7.5
7. Shawn Crable	43	2004-07	6.5
8. James Hall	40	1996-99	3.5
9. Jason Horn	39	1992-95	2.5
William Carr	39	1993-96	2.5
Sam Sword	39	1995-98	2.5
12. Chris Hutchinson	38	1989-92	1.5
Robert Thompson	38	1979-82	1.5
14. Mike Hammerstein	37	1981-85	0.5
15. Brandon Graham	36.5	2006-09	

Tate Forcier

Freshman, Quarterback
San Diego, California (Scripps Ranch HS)

Rushing

Year	GP/GS	Att	Yards	Avg.	P/G	TD	Long
2009	5/5	53	154	2.9	30.8	2	31
Career	5/5	53	154	2.9	30.8	2	31

Passing

Year	GP/GS	Att/Comp.	Pct.	Yards	TD	Int.	Long
2009	5/5	119/71	59.7	894	9	3	61
Career	5/5	119/71	59.7	894	9	3	61

2009 Season

- Second in the Big Ten and 39th nationally in pass efficiency (142.69 rating).
- Third true freshman to start at quarterback in the opener for the Wolverines: Rick Leach at Wisconsin (1975) and Chad Henne vs. Miami, Ohio (2004).
- Directed two fourth-quarter TD drives that got U-M into overtime against MSU; tossed a 60-yard scoring pass to Darryl Stonum and a nine-yard TD pass to Roy Roundtree with two seconds left in regulation to send the game into overtime.
- Completed 5-of-9 passes for 46 yards and rushed four times for 39 yards on the game-tying drive against the Spartans.
- Tossed 26-yard game-winning touchdown pass to Martavious Odoms with 2:26 remaining against Indiana; completed 11-of-21 for 184 yards and two TDs.
- Completed 7-of-13 passes for 68 yards and gained five yards rushing vs. Eastern Michigan.
- Named Big Ten Offensive Player of the Week after gaining 310 yards of total offense vs. ND.
- Completed 23-of-33 passes for 240 yards and two TDs against the Irish and rushed 13 times for 70 yards and scored on a 31-yard TD run.
- Tossed the game-winning five-yard touchdown pass to Greg Mathews with 11 seconds left in the game; completed 6-of-7 passes for 55 yards on the game-winning drive.
- Had a 31-yard scoring run that gave U-M a 31-20 lead at 14:16 of the fourth quarter.
- Completed 13-of-20 passes for 179 yards and three touchdowns against Western Michigan.
- Led four scoring drives in the first half of play, including the opening drive of his career, a 28-yard touchdown pass to Junior Hemingway on the first series of the game.
- Tossed touchdowns to Hemingway (28 and 44 yards) and Kevin Koger (7) vs. WMU.
- Rushed 11 times for 37 yards and was not sacked against the Broncos.

Kelvin Grady

Junior/Sophomore, Slot Receiver
Grand Rapids, Michigan (E. Grand Rapids HS)

2009 Season

- Caught eight passes for 54 yards this season.
- Made career debut, gaining 11 yards on a carry and catching two passes for 13 yards vs. Western Michigan.
- Had a three-yard catch vs. Notre Dame.
- Caught two passes for 14 yards vs. EMU.
- Set career high with three catches for 24 yards and added a 14-yard kick return vs. Indiana.
- Played point guard on the basketball team his first two years at Michigan.

Kevin Grady

Fifth-Year Senior, Running Back
Grand Rapids, Michigan (E. Grand Rapids HS)

Rushing

Year	GP/GS	Att	Yards	Avg.	P/G	TD	Long
2006	11/2	121	483	4.0	43.9	5	32
2007	10/0	55	187	3.4	18.7	3	19
2008	11/0	14	33	2.4	3.0	1	7
2009	5/0	2	7	3.5	2.3	0	4
Career	37/2	192	710	3.7	20.3	9	32

2009 Season

- Made two receptions for 18 yards vs. Indiana.
- Played fullback and special teams vs. Notre Dame, Eastern Michigan and Michigan State.
- Carried twice for seven yards vs. W. Michigan.

Career

- Made 17 receptions for 139 career yards.
- Can play both fullback and tailback in the current backfield system.
- Holds running back records in the bench, 225 test and squat.

Junior Hemingway

Junior/Sophomore, Wide Receiver
Conway, South Carolina (Conway HS)

2009 Season

- Second on the team in receptions (10) and receiving yards (139) and is tied for the team lead with two receiving TDs.
- Made three receptions for 28 yards at Michigan State.
- Returned to the lineup and had a seven-yard reception vs. Eastern Michigan.
- Missed the Notre Dame game due to injury.
- Set career highs with five receptions for 103 yards and two TDs vs. Western Michigan.
- Grabbed a 28-yard TD reception on the opening drive of the game and added a 44-yard touchdown pass in the second quarter; both scores came on passes from Tate Forcier.

Career

- Appeared in 18 games and started five contests at wideout.
- Made six catches for 79 yards and scored one touchdown on a 33-yard catch vs. Utah in 2008.
- Received a medical redshirt after missing the final eight games in 2008 with mononucleosis.
- Holds receiver records for vertical jump (38") and squad (430 pounds).

Mark Huyge

Junior/Sophomore, Offensive Line
Wyoming, Michigan (Catholic Central HS)

2009 Season

- Started all five games on right side of the line.
- Made start at right guard against Indiana and Michigan State.
- Started at right tackle vs. Eastern Michigan.
- Started at right tackle and played right guard vs. Notre Dame.
- Made first career start in the Western Michigan game, earning the nod at right tackle.
- Earned his first varsity letter in 2008.
- From the same high school as Obi Ezeh and Kevin Leach.

Kevin Koger
Sophomore, Tight End
Toledo, Ohio (Whitmer HS)

Receiving

Year	GP/GS	No.	Yards	Avg.	P/G	TD	Long
2008	9/3	6	93	15.5	10.3	1	41
2009	5/5	9	147	16.3	29.4	2	41
Career	14/8	15	240	16.0	17.1	3	41

2009 Season

- Second on the team with 147 yards on nine receptions and scored two TDs this season.
- Matched career long with a 41-yard catch at Michigan State.
- Made a 36-yard career long catch vs. Indiana.
- Started at tight end vs. Eastern Michigan.
- Set career high with four catches for 38 yards and one TD vs. Notre Dame.
- Hauled in three passes for 32 yards and one touchdown vs. Western Michigan.
- Snared a one-handed grab that covered 20 yards against the Broncos.

Career

- Played in final nine games of the 2008 season and started three contests.
- 2008 U-M Athletic Academic Achievement.
- First career catch was also first career touchdown, a 26-yard touchdown reception in the third quarter against Wisconsin.
- Sister, LaShawnda Thorne, played volleyball at Michigan and earned a varsity letter in 1991

Greg Mathews
Senior, Wide Receiver
Orlando, Florida (Edgewater HS)

Receiving

Year	GP/GS	No.	Yards	Avg.	P/G	TD	Long
2006	13/1	7	68	9.7	5.2	0	22
2007	13/7	39	366	9.4	28.2	3	26
2008	11/8	35	409	11.7	37.2	2	35
2009	5/5	7	86	12.3	17.2	1	40
Career	42/21	88	929	10.6	22.1	6	40

2009 Season

- Started all five games at wideout.
- Caught seven passes 86 yards and one TD this season.
- Caught game-winning 5-yard touchdown from Tate Forcier with 11 seconds left vs. Notre Dame.
- Led team with five catches for 68 yards and one TD against the Irish.
- Had a 40-yard career long reception on team's first score of the game vs. ND.
- Made two receptions for 18 yards and returned two punts for 16 yards vs. Western Michigan.

Career

- Needs 71 receiving yards for 1,000 in career.
- Team's top receiver and punt returner.
- Caught at least one pass in 23 straight games, spanning from Appalachian State (2007) to Northwestern (2008).
- Returned 41 punts for 311 yards in his career.

Tim McAvoy
Fifth-Year Senior, Offensive Line
Bloomington, Illinois (Bloomington HS)

- Missed the Western Michigan through Eastern Michigan games due to injury.
- Dressed for conference games against Indiana

- and Michigan State but did not play.
- Appeared in 19 career contests and started six games along offensive line (five at left guard and another at right guard).
 - Played in all 12 games in 2008 and started five contests at left guard.
 - His father (Tim) played football at Illinois and was coached by Lloyd Carr.

Brandon Minor
Senior, Running Back
Richmond, Virginia (Varina HS)

Rushing

Year	GP/GS	Att	Yards	Avg.	P/G	TD	Long
2006	10/0	42	238	5.7	21.6	2	40
2007	12/0	90	385	4.3	32.1	1	46
2008	11/4	103	533	5.2	48.5	9	45
2009	4/0	35	179	5.1	44.8	2	32
Career	37/4	270	1,335	4.9	36.1	14	46

Receiving

Year	GP/GS	No.	Yards	Avg.	P/G	TD	Long
2006	10/0	1	9	9.0	0.9	0	9
2007	12/0	3	1	0.3	0.1	0	10
2008	11/4	5	59	11.8	5.4	2	27
2009	4/0	0	0	0.0	0.0	0	0
Career	35/4	9	69	7.7	2.0	2	27

2009 Season

- Named to the watch list for the 2009 Doak Walker and Maxwell awards.
- Carried 12 times for 50 yards and scored one TD in limited action vs. Indiana.
- Rushed three times for 21 yards before leaving the game due to injury vs. Eastern Michigan.
- Led team with 106 yards on 16 carries and scored on a two-yard run against Notre Dame.
- Missed Western Michigan game due to injury.

Career

- 2008 All-Big Ten honorable mention by the coaches.
- Has five career 100-yard rushing efforts during his career.
- Returned 14 kickoffs for 261 yards in career.
- Led team with 11 touchdowns (nine rushing, two receiving) in 2008.
- Carried the ball a career-high 24 times for 155 yards and scored a personal-best three touchdowns at Purdue during 2008 season.
- Set career-best with 157 yards on 21 carries against Minnesota in 2007.

David Molk
Junior/Sophomore, Center
Lemont, Illinois (Lemont Township HS)


- 2009 Season**
- Suffered foot injury against Eastern Michigan and is expected to miss 4-6 weeks.
 - Started at center in first three games.
 - Candidate for the 2009 Rimington Trophy.

Career

- Started all 12 games and played every snap at center during his first year as a starter in 2008.
- Recipient of the Iron Wolverine Award as the best all-around conditioned player from the linemen group after 2008 spring drills.
- Holds seven of the eight strength and conditioning records for offensive linemen.
- Set the program record with a 625-pound squat.

WOLVERINE BITES

OBI EZEH



- Team's active career leader in tackles (214).
- Needs two stops for 50 on the season; leads team with 48 tackles and three TFLs.
- Posted a season-high 14 stops at Michigan State.
- Contributed a career-best 98 tackles and seven tackles for loss last season.
- 2008 All-Big Ten honorable mention.
- Michigan's leading tackler in six games last season and once this year (Western Michigan).
- Has nine double-digit tackle games in his last 19 contests dating back to 2007.
- Had a career-best 15 tackles twice in 2008 -- against Utah and Illinois.
- Had 15 tackles and a career-best 4.5 TFLs vs. Illinois in 2008.
- His 15 tackles against Utah were the most stops by a Wolverine in a season opener since the mid 1970s.
- Earned freshman all-america honors in 2007.

JONAS MOUTON




- Recorded a turnover in each of the first two games (interception vs. WMU and fumble recovery vs. ND).
- Started 14 straight games at weakside linebacker dating back to the Miami (Ohio) game from 2008.
- Posted 110 career tackles, with seven TFLs and one sack.
- Has three career double digit tackle games: 11 vs. Indiana in 2009, 10 at Penn State and 11 vs. Northwestern in 2008.

WOLVERINE BITES

BRANDON MINOR

- 2009 Doak Walker Award candidate.
- Returned to lineup after missing opener and responded with 106 yards on 16 carries against Notre Dame.
- 2008 All-Big Ten honorable mention.
- Has five career 100-yard rushing efforts.
- Became 45th player in school history with 1,000 career rushing yards with his 155-yard output at Purdue last year.
- Led team with 11 touchdowns (9 rushing, 2 receiving) in 2008, including seven of his nine rushing TDs in the final five games.
- Team's leading rusher with 533 yards on 103 carries in 2008.
- Rushed for a season-high 155 yards on a career-high 24 carries at Purdue last season.
- Scored a career-best three rushing touchdowns against the Boilermakers (45, 12 and 1 yards).
- Made first career start in the Penn State game (Oct. 18, 2008) and responded with 117 rushing yards on a career-best 23 carries.
- Had his first career multi-touchdown game in the PSU game, scoring on runs of 5 and 1 yards.
- Team's second-leading rusher in 2007, carrying the ball 90 times for 385 yards and one touchdown.
- Set career high rushing mark with 157 yards on 21 carries against Minnesota in 2007 (Oct. 27).



TATE FORCIER

- Directed two game-winning drives and a game-tying drive that sent another game into overtime in his first five collegiate games.
- Thrown nine touchdowns to three interceptions this season.
- Big Ten Offensive Player of the Week following the Notre Dame game.
- AT&T All-America Player of the Week and the Davey O'Brien National QB of the Week following Notre Dame game.
- Leads the team in passing and is fourth in rushing; averaging 209.6 yards of total offense per game.
- Directed his first career game-winning drive by completing 6-of-7 passes for 55 yards, including the winning score on a five-yard pass to Greg Mathews with 11 second remaining against the Irish.
- Led second game-winning drive with a 26-yard TD pass to Martavious Odoms on a third-and-seven play with 2:26 remaining in regulation against Indiana.
- One of five true freshmen starting quarterbacks: Matt Barkley (USC), Spencer Keith (Kent State), Tom Savage (Rutgers) and Trent Steelman (Army).



Forcier's 2009 Passing Statistics

Third Down: 21-37 for 349 yards, 5 TDs, 2 Int.
 Fourth Down: 1-1 for 15 yards; 1 rush for 31-yard TD
 Fourth Quarter: 21-35 for 262 yards, 4 TDs, 1 Int.
 Overtime: 1-2 for 7 yards, 0 TDs, 1 Int.
 First Half: 32-54 for 474 yards, 4 TDs, 1 Int.
 Second Half: 39-55 for 454 yards, 5 TDs, 2 Int.

- Rated as a top five center prospect coming out of high school by three recruiting services.
- Shared the Sophomore Award this spring with classmate Ryan Van Bergen.

David Moosman Fifth-Year Senior, Offensive Line Libertyville, Illinois (Libertyville HS) 2009 Season

- Starting center at Michigan State.
- Returned to lineup and started at center vs. Indiana; his first career start at the position.
- Missed Eastern Michigan game due to injury.
- Started at right guard vs. Western Michigan and Notre Dame.

Career

- Played in 23 career contests and started 16 games (14 at right guard and two at center).
- Started all 12 games and took played every snap at right guard during the 2008 season.
- Visits children at C.S. Mott Children's and Women's Hospital every Thursday night during the year.
- Holds record among offensive linemen with a 475 pound bench press.

Mark Moundros Senior/Junior, Fullback Farmington Hills, Michigan (N. Farmington HS) 2009 Season

- Played fullback and special teams vs. Notre Dame and Indiana.
- Saw special teams action vs. Eastern Michigan and at Michigan State.
- Assisted on one special teams tackle and played fullback vs. Western Michigan.

Career

- Three-year starter at fullback whose appeared in 30 career games and started 10 contests at fullback.
- Caught four career passes for 13 yards and scored one touchdown and rushed three times for 14 yards and scored one TD.
- Made 14 special teams tackles during career.
- Scored first career touchdown on a two-yard catch against vs. Illinois in 2008.
- Earned first career rushing score on a three-yard carry at Minnesota during 2008 season.
- Selected as the team's 2008 Special Team Player of the Year.
- 2007 Academic All-Big Ten Conference.

Martavious Odoms Sophomore, Slot Receiver Pahokee, Florida (Pahokee HS)

Receiving

Year	GP/GS	No.	Yards	Avg.	P/G	TD	Long
2008	11/11	49	443	9.0	40.3	0	50
2009	5/5	14	137	9.8	27.4	1	26
Career	16/16	63	580	9.2	36.3	1	50

Kick Returns

Year	GP	No.	Yards	Avg.	P/G	TD	Long
2008	11	20	461	23.0	41.9	0	45
2009	3	7	129	18.4	43.0	0	25
Career	14	27	590	21.9	42.1	0	45

2009 Season

- Leads team with 14 receptions for 137 yards and one touchdown this season.
- Made five receptions for 40 yards at MSU.
- Led team with three catches for 40 yards vs. Indiana, including 26-yard game-winning TD from Tate Forcier with 2:26 left in regulation.
- Caught two passes for 33 yards vs. Eastern Michigan; scored his first career offensive TD on a 13-yard reverse.
- Made three catches for 18 yards against Notre Dame, including a pair of receptions on the game-winning drive.
- Returned six kickoffs for 108 yards vs. Irish.

Career

- Led team in receptions (49) and receiving yards (443) during the 2008 season.
- Holds U-M program record for receptions as a freshman.
- Led all Big Ten freshmen in receptions (49) and all-purpose yards (1,040).
- Started 16 career games at slot receiver and caught at least one pass in every game played.
- Returned 27 kickoffs for 590 yards (21.9 avg.) and 10 punts for 126 yards (12.6 avg.).
- Had a 73-yard punt return for a touchdown at Purdue (Nov. 1).

Patrick Omameh Sophomore/Freshman, Offensive Line Columbus, Ohio (St. Francis DeSales HS) 2009 Season

- Played left tackle vs. Eastern Michigan.
- Made career debut at right tackle vs. Western Michigan.
- Traveled and dressed for every game but did not see game action in 2008; redshirted.

Mark Ortmann Fifth-Year Senior, Offensive Line Klein, Texas (Klein HS) 2009 Season

- Started at left tackle in all five games.
- Offensive game captain vs. Eastern Michigan and Michigan State.

Career

- Two-year letterman and returning starter at offensive tackle.
- Started 11 games during the 2008 season.
- Played in 29 contests and made 17 career starts.
- Made 14 starts at left tackle, two at right tackle and two at left guard during his career.
- Appeared in six or more games each of the previous three seasons.

Denard Robinson Freshman, Quarterback Deerfield Beach, Florida (Deerfield Beach HS)

Rushing

Year	GP/GS	Att	Yards	Avg.	P/G	TD	Long
2009	5/0	32	170	5.3	34.0	3	43
Career	5/0	32	170	5.3	34.0	3	43

Passing

Year	GP/GS	Att/Comp.	Pct.	Yards	TD	Int.	Long
2009	5/0	11/4	36.4	57	0	2	36
Career	5/0	11/4	36.4	57	0	2	36

2009 Season

- Team's third-leading rusher with 32 carries for 170 yards and three touchdowns.
- Completed 2-of-3 passes for 39 yards and had 24 rushing yards vs. Indiana.
- Scored a pair of rushing touchdowns vs. EMU, scampering 13 yards and 36 yards in the second half.
- Rushed four times for 21 yards vs. Notre Dame.
- Led team with 74 rushing yards on 11 carries vs. Western Michigan.
- Scored a 43-yard TD run on his first collegiate play at quarterback vs. the Broncos.
- Completed 2-of-4 passes for 18 yards vs. WMU.

James Rogers

Junior, Wide Receiver

Madison Heights, Michigan (Lamphere HS)

2009 Season

- Saw special teams action vs. Indiana and Michigan State.
- Played on special teams and at wide receiver in WMU, Notre Dame and EMU games.

Career

- Played in 27 career games and started two games at wide receiver.
- Made three receptions for 64 yards and contributed eight special teams tackles in career.
- Posted two special teams stops in comeback win against Wisconsin in 2008.
- Grabbed first career reception for 24 yards vs. Illinois during 2008 season.
- Holds program records in the 300-yard shuttle and pro agility.

Roy Roundtree

Sophomore/Freshman, Slot Receiver

Trotwood, Ohio (Trotwood-Madison HS)

2009 Season

- Played in four games and made two catches for 44 yards and one TD.
- Caught game-tying touchdown at Michigan State on a nine-yard pass from Tate Forcier with two seconds left in regulation.
- Had a 35-yard reception vs. Indiana, his first career catch.
- Played slot receiver vs. Eastern Michigan.
- Made career debut vs. Western Michigan.
- From the same high school as tight end Brandon Moore and superback Michael Shaw.

LaTerryal Savoy

Fifth-Year Senior, Wide Receiver

Mamou, Louisiana (Mamou HS)

2009 Season

- Had an eight-yard reception vs. Indiana.
- Played receiver vs. Eastern Michigan.
- Set career high with two reception for 23 yards vs. Notre Dame, with both catches coming on the final drive.
- Made an 11-yard reception vs. WMU.

Career

- Has played in 37 career contests and made one start at wide receiver.
- Appeared in 26 career games at wideout and contributed nine receptions for 96 yards and one touchdown.

- Scored first touchdown on an 11-yard reception at Purdue (Nov. 1, 2008).
- Tallied four tackles on special teams.

Stephen Schilling

Senior/Junior, Offensive Line

Bellevue, Washington (Bellevue HS)

2009 Season

- Started at left guard in all five games.

Career

- Three-year starter and team's active career leader in starts offensively.
- Started 29 of a possible 30 career games; missed only contest due to an injury suffered in practice before 2008 Ohio State game.
- Made 22 starts at right tackle, two starts at right guard and five at left guard.
- 2007 Freshman All-American.

Michael Shaw

Sophomore, Running Back

Trotwood, Ohio (Trotwood-Madison HS)

2009 Season

- Played in three games and gained 92 yards on 18 carries this season.
- Had two carries for five yards vs. Indiana.
- Rushed nine times for 53 yards and one touchdown vs. Eastern Michigan.
- Carried the ball seven times for 34 yards against Western Michigan.

Career

- Appeared in 10 games as a true freshman in 2008 and made two starting assignments.
- Team's third-leading rusher in 2008, rushing 42 times for 215 yards and added six receptions for 32 yards and one TD.
- Scored team's first points of the 2008 season on an eight-yard touchdown pass from Nick Sheridan against Utah.

Nick Sheridan

Senior/Junior, Quarterback

Saline, Michigan (Saline HS)

Year	GP/GS	Att/Comp.	Pct.	Yards	TD	Int.	Long
2007	2/0	0/0	0.0	0	0	0	0
2008	8/4	137/63	46.0	613	2	5	45
2009	1/0	2/0	0.0	0	0	1	0
Career	11/4	139/63	45.3	613	2	6	45

Career

- Made first career start in 2008 opener vs. Utah, completing 11-of-19 passes for 98 yards and one touchdown.
- Completed 18-of-30 passes for a career-best 203 yards and tossed one TD at Minnesota; also rushed eight times for 33 yards.
- Father (Bill) is the defensive coordinator for the New York Giants.

Vincent Smith

Freshman, Running Back

Pahokee, Florida (Pahokee)

2009 Season

- Gained 10 yards on two carries vs. Eastern Michigan.
- Made career debut vs. Western Michigan, rushing six times for 23 yards.

WOLVERINE BITES

MARTAVIOUS ODOMS



- Leads team with 14 catches for 137 yards (9.8 avg.) and one TD this season.
- Caught 26-yard game-winning touchdown pass from Tate Forcier with 2:26 remaining against Indiana; it was his first career receiving score.
- Scored first career offensive touchdown on a 13-yard reverse vs. Eastern Michigan.
- Holds U-M record for the most receptions by a freshman in a season.
- Team's leading receiver in 2008 with 49 receptions for 443 yards.
- Led team with 18 kick returns for 418 yards (23.2 avg.) last season, including a 45-yard career long return.
- Returned nine punts for 123 yards and scored first career touchdown on a 73-yard return at Purdue.
- Gained 315 all-purpose yards against Illinois, tied for the sixth-best single game mark in school history.
- His 315 all-purpose yards against the Illini was the top total in the Big Ten last season.
- Set career highs with seven receptions for 129 yards and returned seven kickoffs for 183 yards vs. Illinois.
- Had 10 plays of 20 yards or better against Illinois.
- Led team with 21 plays of 20 yards or more (eight receiving, 12 kick returns and one punt return).

GREG MATHEWS




- Contributed seven receptions for 86 yards and one TD this season.
- Hauled in first career game-winning touchdown on a five-yard pass from Tate Forcier with 11 seconds left vs. Notre Dame.
- Needs 12 catches for 100 in his career.
- Needs 71 receiving yards to become the 25th receiver in school history with 1,000 career receiving yards.
- Seeks his first career 100-yard receiving game.
- Set career high with 79 receiving yards at Minnesota during the 2008 season (Nov. 8).

WOLVERINE BITES


STEVIE BROWN

- Second on the team in tackles (38) and tackles for loss (4.5) this season.
- Switched from safety to strongside linebacker (hybrid position) this season.
- Set career high with nine tackles vs. Indiana and Michigan State.
- Matched a then career-best with eight tackles vs. Eastern Michigan.
- Forced a key fumble against the Irish that was recovered by Jonas Mouton.
- Tied for team lead with 43 career games played and is third among defenders with 18 starts.
- Second to Obi Ezeh in career tackles among current players (144).
- Has four career forced fumbles.



DONOVAN WARREN

- Collected interceptions in both conference games against Michigan State and Indiana.
- Recorded a career-best three pass breakups against Notre Dame.
- Tied for fifth in the Big Ten and T-33rd in the NCAA with six PBUs.
- Tied for third in the league and 48th nationally with two interceptions; leads the big ten in conference play.
- Fifth on the team with 28 tackles this season.
- Collected game-clinching interception with 2:14 remaining against Indiana.
- Tied for the team lead with Obi Ezeh for starts among defenders (27).



Michigan's Career Pass Breakups

Player	PBUs	Years	Warren Needs:
1. Leon Hall	43	2003-06	25
2. Todd Howard	41	1998-01	23
3. Marlin Jackson	34	2001-04	16
4. Charles Woodson	30	1995-97	12
5. James Whitley	28	1997-00	10
6. Jeremy LeSueur	27	2000-03	9
7. Marion Body	26	1979-82	8
8. Markus Curry	25	2001-04	7
9. Jarrett Irons	24	1993-96	6
Morgan Trent	24	2005-08	6
11. Thom Darden	23	1969-71	5
12. Jamar Adams	22	2004-07	4
13. Ty Law	19	1992-94	1
14. Dave Brown	18	1972-74	
Dwight Hicks	18	1974-77	
Larry Foote	18	1998-01	
Donovan Warren	18	2007-09	

Darryl Stonum Sophomore, Wide Receiver Stafford, Texas (Dulles HS)

Receiving							
Year	GP/GS	No.	Yards	Avg.	P/G	TD	Long
2008	11/10	14	176	12.6	16.0	1	51
2009	5/2	10	161	16.1	32.2	1	60
Career	16/12	24	337	14.0	21.1	2	60

Kick Returns							
Year	GP	No.	Yards	Avg.	P/G	TD	Long
2008	11	1	24	24.0	24.0	0	24
2009	5	15	452	30.1	90.4	1	94
Career	16	16	476	29.8	29.8	1	94

2009 Season

- Leads team with 161 receiving yards and is tied for second with 10 catches.
- Led team with 97 receiving yards on five receptions at Michigan State; had a 60-yard receiving TD in the fourth quarter.
- Returned seven kickoffs for 218 yards and played receiver vs. Indiana.
- Had a 10-yard catch and returned three kickoffs for 60 yards against Eastern Michigan.
- Big Ten Special Teams Player of the Week following performance vs. Notre Dame.
- Returned kickoff 94 yards for a touchdown during the first quarter against the Irish; batted down a Forcier punt at the four-yard line.
- Set then career high with four catches for 54 yards vs. Notre Dame.
- Played wide receiver and special teams vs. Western Michigan.

Career

- Returning starter at wide receiver.
- Gained 61 yards on two catches and scored first career TD at Purdue last season.
- Crossed the goal line on a 51-yard catch-and-run in the second quarter against the Boilermakers.
- High school teammate of U-M linebacker Brandon Herron and safety Troy Woolfolk.

Martell Webb Junior, Tight End Pontiac, Michigan (Pontiac Northern HS)

- Played tight end in all five games.
- Made first career reception vs. Eastern Michigan, collecting a four-yard pass.
- Appeared in nine games at tight end and 14 contests on special teams.
- Contributed three career special teams tackles.
- Holds tight end marks in the bench, 225 test, squat and pro agility.

DEFENSE

- Michigan is third in the Big Ten in red zone defense, allowing 11 scores in 15 trips inside the 20-yard line (6 TDs, 5 FG).
- Michigan's scoring defense is tops in the Big Ten and 55th in the nation, allowing 23.40 points per game.
- U-M's tackles for loss are tied for 42nd in the nation with 6.40 per contest.
- Michigan has allowed the fifth-fewest touchdowns in the Big Ten (10).
- The Wolverines have forced seven turnovers by the opposition (4 interceptions, 3 fumbles) - fifth-best in the conference.
- U-M is third in the league on third down, allowing just 35.5 percent conversion rate to the opposition (22-62).

Greg Banks Senior/Junior, Defensive Tackle Denver, Colorado (Montbello HS)

Year	GP/GS	S-A-TT	TFL	Sacks	Int.	FF-FR	PBU
2007	11/0	4-3-7	0-0	0-0	0-0	0-0	0
2008	8/0	2-4-6	0.5-1	0-0	0-0	0-0	0
2009	5/0	1-0-1	0-0	0-0	0-0	0-0	0
Career	24/0	7-7-14	0.5-1	0-0	0-0	0-0	0

Career

- Plays defense end and special teams.
- Tallied a career-best two stops against Eastern Michigan in 2007.

Stevie Brown Senior, Linebacker Columbus, Indiana (Columbus East HS)

Year	GP/GS	S-A-TT	TFL	Sacks	Int.	FF-FR	PBU
2006	13/0	9-5-14	0-0	0-0	0-0	0-0	0
2007	13/1	11-17-28	0-0	0-0	1-26	1-2	2
2008	12/12	40-24-64	1.5-17	1-17	2-59	2-1	5
2009	5/5	23-15-38	4.5-12	0-0	1-18	1-0	0
Career	43/18	83-61-144	6-29	1-17	4-103	4-3	7

2009 Season

- Set a new high with nine tackles in back-to-back games vs. Michigan State and Indiana.
- Second on the team and tied for 12th in the Big Ten in tackles (38 total, 7.6 avg.).
- Second on the team in tackles for loss (4.5).

2009 Highlight Performances

- Opponent** S-A-TT TFL Sacks Int. FF-FR PBU
Michigan State 5-4-9 1-1 0-0 1-18 0-0 0
- Tied a career high with nine tackles and recorded is first interception of the year.

Career

- Returning starter on defense; moving from safety to hybrid linebacker position.
- Started the last 18 games.
- Has 34 career special teams tackles.

Boubacar Cissoko Sophomore, Cornerback Detroit, Michigan (Cass Technical HS)

Year	GP/GS	S-A-TT	TFL	Sacks	Int.	FF-FR	PBU
2008	12/2	11-4-15	1-2	0-0	0-0	0-0	0
2009	5/4	11-5-16	0-0	0-0	1-14	0-0	2
Career	17/6	22-9-31	1-2	0-0	1-14	0-0	2

2009 Season

- Tied career high with five stops against Notre

Dame.

2009 Highlight Performances

Opponent S-A-TT TFL Sacks Int. FF-FR PBU
 Western Mich 2-2-4 0-0 0-0 1-14 0-0 1
 • Recorded his first collegiate interception and broke up a pass.

Career

• Second among U-M freshmen with 15 tackles (11 solo efforts) in 2008.
 • Tallied a career-best five tackles, one TFL and one PBU at Purdue in 2008.

Obi Ezeh

Senior/Junior, Linebacker
Grand Rapids, Michigan (Catholic Central HS)

Year	GP/GS	S-A-TT	TFL	Sacks	Int.	FF-FR	PBU
2007	13/10	33-35-68	4-18	2-14	1-6	1-0	3
2008	12/12	59-39-98	7-27	1-7	1-18	0-1	3
2009	5/5	18-30-58	3-4	0-0	0-0	1-1	2
Career	30/28	110-104-214	14-49	3-21	2-24	2-2	8

2009 Season

• Reached the 200 tackle mark in his career with a 10-stop performance vs. Indiana.
 • Leads the team in tackles (48), tied for eighth in the Big Ten and tied for 30th nationally.

2009 Highlight Performances

Opponent S-A-TT TFL Sacks Int. FF-FR PBU
 Western Mich 4-4-8 1.5-3 0-0 0-0 1-0 1
 • Led the team with eight tackles, forcing a fumble and breaking up a pass.

Opponent S-A-TT TFL Sacks Int. FF-FR PBU
 Michigan State 6-8-14 0.5-0 0-0 0-0 0-1 0
 • Had a season-high 14 tackles and recorded a fumble in the fourth quarter.

Career

• Team's active career leader in tackles.
 • 2008 All-Big Ten Conference honorable mention.
 • 2007 Freshman All-America.
 • Recorded 10 or more stops in a game eight times.
 • Set career high with 15 tackles against Utah and Illinois in 2008.

J.B. Fitzgerald

Sophomore, Linebacker
Princeton Junction, N.J. (W. Windsor Plainsboro HS)

Year	GP/GS	S-A-TT	TFL	Sacks	Int.	FF-FR	PBU
2008	12/0	3-5-8	0-0	0-0	0-0	0-0	0
2009	5/0	2-1-3	0-0	0-0	0-0	0-0	0
Career	17/0	5-6-11	0-0	0-0	0-0	0-0	0

Career

• 2008 U-M Athletic Academic Achievement.
 • Tallied six of his 10 stops on special teams during the 2008 season.
 • Recorded two special teams tackles in his collegiate debut vs. Utah and added a pair of stops vs. Michigan State.
 • 2007 Gatorade Player of the Year for the state of New Jersey.

J.T. Floyd

Sophomore/Freshman, Cornerback
Greenville, South Carolina (J.L. Mann HS)

Year	GP/GS	S-A-TT	TFL	Sacks	Int.	FF-FR	PBU
2009	5/1	11-1-12	0-0	0-0	0-0	0-0	1
Career	5/1	11-1-12	0-0	0-0	0-0	0-0	1

2009

• Made career debut vs. Western Michigan, contributing three solo stops from the backup cornerback spot.
Opponent S-A-TT TFL Sacks Int. FF-FR PBU
 Michigan State 4-0-4 0-0 0-0 0-0 0-0 1
 • In first career start, tied a career high with four tackles and posted first PBU.

Brandon Graham

Senior, Defensive End
Detroit, Michigan (Crockett Technical HS)

Year	GP/GS	S-A-TT	TFL	Sacks	Int.	FF-FR	PBU
2006	11/0	1-2-3	0.5-3	0.5-3	0-0	1-0	0
2007	13/5	13-12-25	9.5-55	8.5-54	0-0	3-2	1
2008	11/11	29-17-46	20-97	10-64	0-0	2-0	0
2009	5/5	12-6-18	6.5-9	1-4	0-0	1-1	2
Career	40/21	55-37-92	36.5-163	20-125	0-0	6-3	3

2009

• Has doubled his career PBU numbers in just three games.
 • Leads the team in tackles for loss (6.5) and is tied for 38th in the country in tackles for loss per game (1.30).

2009 Highlight Performances

Opponent S-A-TT TFL Sacks Int. FF-FR PBU
 Notre Dame 3-0-3 2-2 0-0 0-0 0-0 0

Opponent S-A-TT TFL Sacks Int. FF-FR PBU
 Indiana 3-3-6 1.5-1 0-0 0-0 0-0 0


• Season-high six tackles, one shy of his career high.
Opponent S-A-TT TFL Sacks Int. FF-FR PBU
 Michigan State 4-0-4 2-5 1-4 0-0 1-0 0
 • Registered his first sack of the year (20th of his career), forcing a fumble and a turnover on the play.

Career

• Voted Bo Schembechler MVP of the 2008 team.
 • 2008 All-Big Ten second team selection by the coaches and media.
 • Seventh in career sacks at U-M with 20.
 • Tied for second at U-M with six career forced fumbles.
 • Big Ten's active career leader in sacks and tackles for loss.
 • 40 percent of his stops have come behind the line of scrimmage.
 • Holds team strength and conditioning records for bench (485), hang clean (410) and power clean (405).

WOLVERINE BITES

DARRYL STONUM



• Second in the Big Ten and 15th nationally in kick returns (30.1-yard average).
 • Fifth in the conference in all-purpose yards (122.6 avg.).
 • Has 452 kickoff return yards on 15 attempts this season.
 • Had a 94-yard kickoff return for a touchdown against Notre Dame.
 • His 218 kickoff return yards against Indiana are the second best single-game effort in school history.
 • Leads team with 14 plays of 20 yards or more (12 kick returns and two receptions), including six plays of 30 yards or better.
 • Led team with 97 receiving yards on five catches at Michigan State, both career highs; caught a 60-yard TD pass from Tate Forcier in the fourth quarter.

U-M's Season Kickoff Return Yardage List

Player	Yards	Year	Stonum Needs:
1. Steve Breaston	689	2004	237
2. Steve Breaston	646	2005	194
3. Jeremy LeSueur	583	2002	131
4. Desmond Howard	504	1990	52
5. Ron Johnson	498	1967	46
6. Seth Smith	472	1994	20
7. Todd Howard	469	2001	17
8. Steve Breaston	467	2006	15
Boubacar Cissoko	467	2008	15
10. Martavious Odoms	461	2008	9
11. Darryl Stonum	452	2009	
12. Anthony Carter	427	1980	
13. Anthony Carter	413	1979	
14. Desmond Howard	412	1991	
15. Anthony Carter	406	1981	

U-M's Season Kickoff Return Average (Min. 10)

Player	Avg.	Year
1. Dave Raimey	30.8	1961
2. Darryl Stonum	30.1	2009
3. Desmond Howard	29.6	1990
4. Anthony Carter	28.5	1980
5. Tony Boles	28.2	1989

WOLVERINE BITES

ZOLTAN MESKO

• Named to 2009 Allstate AFCA Good Works Team.

• Selected as a semifinalist by the National Football Foundation for the William V. Campbell Trophy honoring a college senior who excels on the field, in the community and in the classroom.



• Candidate for the 2009 Lowes Senior Class Award.

• Became Michigan's all-time career leader in both punts and punting yardage during the Western Michigan game.

• Averaged 48.1 yards on seven punts against Indiana with a 59-yard boot.

• Averaged 47.2 yards on five punts against the Broncos with a 66-yard bomb.

• 2009 Playboy Magazine All-American.

• 2008 Ray Guy Award semifinalist.

• 2008 All-Big Ten first team selection by coaches and media.

• In 2008, led the Big Ten and ranked 19th nationally in punting average (42.95).

• Dropped 71 punts inside the opposition's 20-yard line during his career.

• Academic All-American candidate.

• Three-time Academic All-Big Ten (2006-08).

Career Punts

Player	Punts	Years
1. Zoltan Mesko	225	2006-09
2. Don Bracken	203	1980-83
3. Monte Robbins	200	1984-87

Career Punting Yards

Player	Yards	Years
1. Zoltan Mesko	9,491	2006-09
2. Monte Robbins	8,562	1984-87
3. Don Bracken	8,273	1980-83

Career Punting Average (Min. 75 punts)

Player	Avg.	Years
1. Monte Robbins	42.8	1984-87
2. Zoltan Mesko	42.2	2006-08
Adam Finley	41.9	2001-04

Will Heining

Junior/Sophomore, Defensive End

Ann Arbor, Michigan (Pioneer HS)

Year	GP/GS	S-A-TT	TFL	Sacks	Int.	FF-FR	PBU
2009	5/0	0-4-4	0.5-3	0.5-3	0-0	0-0	0
Career	5/0	0-4-4	0.5-3	0.5-3	0-0	0-0	0

2009 Highlight Performances

Opponent	S-A-TT	TFL	Sacks	Int.	FF-FR	PBU
Eastern Mich	0-2-2	0.5-3	0.5-3	0-0	0-0	0

• Had a career-best two tackles and his first collegiate sack.

Career

• 2008 Academic All-Big Ten Conference.

• One of three 2008 Big Ten Distinguished Scholars on the football team.

• Appeared in five games on special teams during the 2008 season.

• Had a 2009 summer internship with the Palace Sports and Entertainment Group.

Brandon Herron

Junior/Sophomore, Outside Linebacker

Stafford, Texas (Dulles HS)

Year	GP/GS	S-A-TT	TFL	Sacks	Int.	FF-FR	PBU
2008	12/0	4-3-7	0-0	0-0	0-0	0-0	0
2009	5/0	6-7-13	0.5-1	0-0	0-0	0-1	0
Career	17/0	10-10-20	0.5-1	0-0	0-0	0-1	0

2009 Highlight Performances

Opponent	S-A-TT	TFL	Sacks	Int.	FF-FR	PBU
Western Mich	2-3-5	0.5-1	0-0	0-0	0-1	0

• Had a career-best five tackles, including his first for loss, while recovering a fumble.

Career

• Contributed seven special teams tackles in 12 games of action in 2008.

• Holds four strength and conditioning marks for linebackers: vertical jump, squat, power clean and 40-yard dash.

• Attended same high school as Wolverine safety Troy Woolfolk and wide receiver Daryl Stonum.

Jordan Kovacs

Sophomore/Freshman, Safety

Curtice, Ohio (Clay HS)

Year	GP/GS	S-A-TT	TFL	Sacks	Int.	FF-FR	PBU
2009	5/1	15-16-31	4-10	0-0	0-0	1-0	0
Career	5/1	15-16-31	4-10	0-0	0-0	1-0	0

2009 Season

• Earned his first career start vs. Indiana, replacing injured Mike Williams at safety.

• Third on the team with 31 tackles.

2009 Highlight Performances

Opponent	S-A-TT	TFL	Sacks	Int.	FF-FR	PBU
Michigan State	7-10-17	2.5-8	0-0	0-0	1-0	0

• Had a career-best 17 tackles and forced his first collegiate fumble.

Career

• Father, Louis, was a defensive back on the U-M football team in the early 1980s (lettered in 1982).

Kevin Leach

Junior/Sophomore, Linebacker

Kentwood, Michigan (Grand Rapids Central)

Year	GP/GS	S-A-TT	TFL	Sacks	Int.	FF-FR	PBU
2008	6/0	0-2-2	0-0	0-0	0-0	0-2	0
2009	5/1	5-8-13	0-0	0-0	0-0	0-0	0
Career	11/1	5-10-15	0-0	0-0	0-0	0-2	0

2009 Season

• Earned his first career start in place of suspended Wolverine Jonas Mouton, leading the team with a career-best 10 tackles.

2009 Highlight Performances

Opponent	S-A-TT	TFL	Sacks	Int.	FF-FR	PBU
Eastern Mich	3-7-10	0-0	0-0	0-0	0-0	0

• Had a career-best 10 tackles in his first career start.

Mike Martin

Sophomore, Defensive Tackle

Redford, Michigan (Catholic Central HS)

Year	GP/GS	S-A-TT	TFL	Sacks	Int.	FF-FR	PBU
2008	12/0	9-11-20	4.5-19	2-15	0-0	0-0	0
2009	5/5	4-11-15	2.5-7	1-3	0-0	0-0	0
Career	17/5	13-22-35	7-26	3-18	0-0	0-0	0

2009 Highlight Performances

Opponent	S-A-TT	TFL	Sacks	Int.	FF-FR	PBU
Western Mich	1-2-3	1-3	1-3	0-0	0-0	0

Career

• 2008 Sporting News All-Freshman second team and Phil Steele's All-Freshman third team.

• Led all U-M freshmen with 20 tackles, 4.5 TFLs and two sacks in 2008.

• Holds three strength and conditioning records for defensive linemen.

• Set team record with 30 reps of 225 pounds.

Jonas Mouton

Senior/Junior, Linebacker

Los Angeles, California (Venice HS)

Year	GP/GS	S-A-TT	TFL	Sacks	Int.	FF-FR	PBU
2007	9/0	2-3-5	0-0	0-0	0-0	0-0	0
2008	12/11	36-40-76	6.5-16	1-7	0-0	0-0	0
2009	4/4	11-18-29	0.5-1	0-0	1-0	0-1	0
Career	25/15	49-61-110	7-17	1-7	1-0	0-1	0

2009 Season

• Ranks T-19th in the Big Ten in tackles per game (7.3)

• Recorded his first career interception against Western Michigan and first career fumble recovery vs. Notre Dame.

• Sat out Eastern Michigan contest due to suspension.

2009 Highlight Performances

Opponent	S-A-TT	TFL	Sacks	Int.	FF-FR	PBU
Western Mich	1-5-6	0-0	0-0	1-0	0-0	0

• First career interception.

Opponent	S-A-TT	TFL	Sacks	Int.	FF-FR	PBU
Indiana	5-6-11	0.5-1	0-0	0-0	0-0	0

• In his return after suspension, led the team with 11 tackles, tying a career best.

Career

• Has three career double-digit tackle efforts.

• Started final 11 games of 2008 season and finished as the team's second-leading tackler.

Tim North
Fifth-Year Senior, Defensive End
Linden, Michigan (Linden HS)

2009 Season

- Saw action in all five games, playing nose tackle and special teams vs. Western Michigan and adding a special teams tackle vs. Notre Dame.

Career

- Played in 25 career games on special teams.
- Two-time Academic All-Big Ten (2007-08).
- Four-time U-M Athletic Academic Achievement (2005-08).
- Forced a fumble on punt coverage that led to team's first points of the season vs. Utah in 2008.
- Made one special teams tackle against Purdue during 2007 season.

Adam Patterson
Senior/Junior, Defensive End
Columbia, S.C. (Richland Northeast HS)

2009 Season

- Saw action at defensive end vs. Western and Eastern Michigan.

Career

- Challenging for starting role at defensive end.
- Has appeared in 23 contests during his career.
- Made seven tackles, one sack and forced one fumble in his career.

Craig Roh
Freshman, Outside Linebacker
Scottsdale, Arizona (Chaparral HS)

Year	GP/GS	S-A-TT	TFL	Sacks	Int.	FF-FR	PBU
2009	5/5	4-10-14	2-10	1-8	1-0	0-0	2
Career	5/5	4-10-14	2-10	1-8	1-0	0-0	2

2009 Season

- Has an assisted sack in two of five games this year.
- Recorded two PBUs vs. Michigan State.

2009 Highlight Performances

Opponent	S-A-TT	TFL	Sacks	Int.	FF-FR	PBU
Eastern Mich	2-5-7	1-4	0.5-3	1-0	0-0	0

- Recorded his first career interception and added the second half-sack of his career.

Renaldo Sagesse
Junior, Defensive Tackle
Montreal, Quebec (Vieux Montreal HS)

Year	GP/GS	S-A-TT	TFL	Sacks	Int.	FF-FR	PBU
2007	6/0	0-0-0	0-0	0-0	0-0	0-0	0
2008	9/0	1-2-3	0-0	0-0	0-0	0-0	0
2009	5/0	1-3-4	2-6	0-0	0-0	0-0	0
Career	20/0	2-5-7	2-6	0-0	0-0	0-0	0

2009 Season

- Saw action at defensive tackle in all five contests.

2009 Highlight Performances

Opponent	S-A-TT	TFL	Sacks	Int.	FF-FR	PBU
Eastern Mich	1-1-2	1.5-5	0-0	0-0	0-0	0

- Tied a career-best two tackles, both of which were for loss.

Career

- Contributed two tackles from defensive tackle spot against Illinois during 2008 season.
- He is the team's only international player.

Brandon Smith
Sophomore/Freshman, Linebacker
New Brunswick, N.J. (New Brunswick HS)

2009 Season

- Tied for second on the team in special teams tackles with two.
- Saw action at linebacker vs. Western Michigan, making two tackles and made a special teams stop vs. Notre Dame.

Career

- Switched from safety to linebacker during 2009 spring drills.
- Selected EA Sports All-American third team as a high school senior.
- Rated as the third-best player in the state of New Jersey according to Rivals.com.

Ryan Van Bergen
Junior/Sophomore, Defensive Tackle
Whitehall, Michigan (Whitehall Senior HS)

Year	GP/GS	S-A-TT	TFL	Sacks	Int.	FF-FR	PBU
2008	12/1	8-5-13	0-0	0-0	0-0	0-0	1
2009	5/5	7-12-19	3.5-27	2.5-24	0-0	0-0	1
Career	17/6	16-23-32	3.5-27	2.5-24	0-0	0-0	2

2009 Highlight Performances

Opponent	S-A-TT	TFL	Sacks	Int.	FF-FR	PBU
Indiana	1-5-6	1-12	1-12	0-0	0-0	0

- Had a key sack late - the first solo effort of his career - and a career high six tackles.

Opponent	S-A-TT	TFL	Sacks	Int.	FF-FR	PBU
Michigan State	2-3-5	1-8	1-8	0-0	0-0	1

Career

- Made first career start and registered three solo tackles against Toledo in 2008.

Jared Van Slyke
Junior/Sophomore, Safety
St. Louis, Missouri (John Burroughs HS)

- Saw action at strong safety vs. Notre Dame.
- Challenging for starting safety spot after switching from receiver prior to spring drills.
- Sat out last season as a redshirt candidate after transferring from Southeast Missouri State.
- Father (Andy) is the first base coach for the Detroit Tigers and is a former MLB player with the St. Louis Cardinals, Pittsburgh Pirates, Baltimore Orioles and Philadelphia Phillies.
- Brothers (A.J. and Scott) are playing the minor leagues.

SPECIAL TEAMS TACKLES

Player	Solo	Asst.	Total	FF	FR
Stevie Brown	2	1	3	0	0
Kenny Demens	1	1	2	0	0
J.B. Fitzgerald	2	0	2	0	0
Zach Johnson	2	0	2	0	0
Mike Jones	2	0	2	0	0
Jordan Kovacs	2	0	2	0	0
Kevin Leach	2	0	2	0	0
Floyd Simmons	2	0	2	0	0
Brandon Smith	1	1	2	0	0
Troy Woolfolk	2	0	2	0	0
Bryan Wright	2	0	2	0	0
Mark Moundros	0	1	1	0	0
Tim North	1	0	1	0	0
Roy Roundtree	1	0	1	0	0

GAME-BY-GAME CAPTAINS

Western Michigan: Carlos Brown, Brandon Graham, Zoltan Mesko, Mark Ortmann
Notre Dame: Stevie Brown, Kevin Grady, David Moosman, Tim North
Eastern Michigan: Jon Conover, Brandon Graham, Jason Olesnavage, LaTerryal Savoy
Indiana: Stevie Brown, David Cone, Greg Mathews, Zoltan Mesko
Michigan State: Kevin Grady, Brandon Graham, Brandon Minor, Mark Ortmann

GAME NOTES

INTERESTING FACTS

- A total of 10 true freshmen have played this season: Will Campbell, Vladimir Emilien, Tate Forcier, Brandin Hawthorne, Mike Jones, Teric Jones, Denard Robinson, Craig Roh, Vincent Smith, Je'Ron Stokes.
- 84 of the 122 players (69%) on Michigan's roster are freshmen or sophomore eligible.
- The Wolverines senior class consists of 16 players that will finish their careers this season.

HIGH SCHOOL TEAMMATES

- Brother Rice HS, Detroit, Mich.** -- Zac Ciullo, Jareth Glanda & Paul Gyarmati
- Cass Technical HS, Detroit, Mich.** -- William Campbell, Boubacar Cissoko, Thomas Gordon & Teric Jones
- Chaparral HS, Scottsdale, Ariz.** -- Taylor Lewan & Craig Roh
- Crockett Technical HS, Detroit, Mich.** -- Brandon Graham & Floyd Simmons
- Detroit Catholic Central HS, Northville, Mich.** -- Jon Conover, Mike Martin & Scott Schrimsher
- Dulles HS, Sugar Land, Texas** -- Brandon Herron, Troy Woolfolk & Darryl Stonum
- Edgewater HS, Orlando, Fla.** -- Greg Mathews & Mike Jones
- Grand Rapids Catholic Central HS, Grand Rapids, Mich.** -- Obi Ezeh, Mark Huyge & Kevin Leach
- Grand Rapids East HS, Grand Rapids, Mich.** -- Kevin & Kelvin Grady
- Inkster HS, Inkster, Mich.** -- Cameron Gordon & Dominique Ware
- Klein HS, Klein, Texas** -- Mark Ortmann & Terrence Robinson
- Liberty HS, Youngstown, Ohio** -- Isaiah Bell & Fitzgerald Toussaint
- North Farmington HS, North Farmington, Mich.** -- Jon Bills & Mark Moundros
- Pahokee HS, Pahokee, Fla.** -- Martavious Odoms, Brandin Hawthorne & Vincent Smith
- Pioneer HS, Ann Arbor, Mich.** -- Patrick Collins, Nader Furrha, Rusheed Furrha, Will Heining & Mike Therman
- Trotwood-Madison HS, Trotwood, Ohio** -- Brandon Moore, Roy Roundtree & Michael Shaw

INTERNATIONAL PLAYER

Renaldo Sagasse (Montreal, Canada)

GRADUATE SCHOOL STUDENTS

Zoltan Mesko
David Moosman
Tim North
Jason Olesnavage

PLAYERS WITH NFL TIES

Nick Sheridan
Father, Bill, defensive coordinator with N.Y. Giants
Steve Watson
Father, Steve former All-Pro WR with Denver

Donovan Warren Junior, Cornerback

Year	GP/GS	S-A-TT	TFL	Sacks	Int.	FF-FR	PBU
2007	13/11	35-17-52	1.5-18	1-17	1-0	0-2	6
2008	11/11	36-16-52	3.5-9	0-0	1-15	0-1	5
2009	5/5	16-12-28	0-0	0-0	2-2	0-0	4
Career	29/27	87-45-131	5-27	1-17	4-17	0-3	15

2009 Season

- Tied for fifth in the Big Ten and T-38th in the NCAA with four PBUs.
- Tied a career high with seven tackles against Western Michigan and Michigan State.

2009 Highlight Performances

Opponent	S-A-TT	TFL	Sacks	Int.	FF-FR	PBU
Notre Dame	3-3-6	0-0	0-0	0-0	0-0	3
Career-best three pass break-ups.						
Opponent	S-A-TT	TFL	Sacks	Int.	FF-FR	PBU
Indiana	0-2-2	0-0	0-0	1-0	0-0	0

• Though rarely tested in the contest, made a huge interception on Indiana's final drive, sealing the win.

Career

- Two-year starter at cornerback.
- Earned 2007 Freshman All-American honors.
- Set career high with seven tackles on six occasions: Oregon (2007), Minnesota (2007), Notre Dame (2008), Purdue (2008), Western Michigan (2009) and Michigan State (2009).

Steve Watson

Junior/Sophomore, Outside Linebacker
Cherry Hills Village, Colorado (Mullen HS)
2009 Season

- Saw action on special teams in all home contests.

Career

- Switched from tight end to outside linebacker prior to 2009 spring drills.
- Received first varsity letter in 2008.
- Played in eight games on special teams.
- Father (Steve Sr.) is the Denver Broncos receivers coach (2000-current) and was a Pro Bowl receiver for the Broncos (1979-87).

Michael Williams

Junior/Sophomore, Safety
Santa Yuez, California (St. Bonaventure HS)

Year	GP/GS	S-A-TT	TFL	Sacks	Int.	FF-FR	PBU
2008	11/0	14-4-18	2-14	1-8	0-0	0-0	0
2009	4/4	5-11-16	0.5-1	0-0	0-0	0-0	0
Career	15/4	19-15-34	2.5-15	1-8	0-0	0-0	0

2009 Highlight Performances

Opponent	S-A-TT	TFL	Sacks	Int.	FF-FR	PBU
Notre Dame	4-4-8	0-0	0-0	0-0	0-0	0

• Had a career-high eight tackles.

Career

- Missed the Indiana contest with injury.
- Competing for starting safety position.
- Amassed 11 career special teams stops.
- Holds defensive back records in the vertical jump, squat, hang and power clean.

Troy Woolfolk

Junior, Safety
Sugar Land, Texas (Dulles HS)

Year	GP/GS	S-A-TT	TFL	Sacks	Int.	FF-FR	PBU
2007	8/0	3-2-5	0-0	0-0	0-0	0-0	2
2008	12/0	8-2-10	0-0	0-0	0-0	0-0	0
2009	5/5	14-9-23	0-0	0-0	0-0	0-0	0
Career	25/5	25-13-38	0-0	0-0	0-0	0-0	2

2009 Highlight Performances

Opponent	S-A-TT	TFL	Sacks	Int.	FF-FR	PBU
Notre Dame	5-3-8	0-0	0-0	0-0	0-0	0

• Tied for the team lead with a career-best eight tackles.

Career

- Challenging for starting safety position.
- Moved from cornerback to safety during 2009 spring drills.
- Second on the team with 10 special teams tackles in 2008.
- Runs track at U-M and helped team to first Big Ten Outdoor Championship since 1983.
- Father (Butch) was an All-American tailback at Michigan (1978-81).

SPECIAL TEAMS

- Leads the Big Ten and is fifth nationally in net punting with a 43.2-yard average.
- The Wolverines are second in the league and 25th nationally in kick returns (26.8 avg.).
- Darryl Stonum is second in the conference and 15th nationally in kick returns (32.7 avg.).
- Michigan has converted all 19 PATs.

Zoltan Mesko

Fifth-Year Senior, Punter
Twinsburg, Ohio (Twinsburg HS)

Receiving

Year	GP	No.	Yards	Avg.	Long	50+	I20
2006	13	50	2,079	41.6	64	8	17
2007	13	70	2,876	41.1	68	10	22
2008	12	80	3,436	43.0	63	25	24
2009	5	25	1,100	44.0	66	7	8
Career	43	225	9,491	42.2	68	50	71

2009 Season

- Ranks third in the Big Ten and 17th in the nation in punting average (44.2).
- Has helped place Michigan 31st in punt return defense nationally, allowing just 5.00 yards per return.

2009 Highlight Performances

Opponent	No.	Yards	Avg.	Long	50+	I20
Western Mich	5	236	47.2	66	1	1

• Sixty-six yard punt just two shy of his career long.

Opponent	No.	Yards	Avg.	Long	50+	I20
Indiana	7	337	48.1	59	4	2

• Had four punts of 50+ yards, including a 59 yarder.

Career

- Michigan's all-time leading punter in punts and punting yards.
- Nation's active career leader in punts and yards; lists sixth in average.
- 2009 Playboy Magazine All-American.
- Three-time Academic All-Big Ten Conference

(2006-07-08).

- 2008 All-Big Ten first team selection by the coaches and media.
- His 42.2-yard career average is second in school history.
- Set program-standard for most punts (80) and punting yards (3,436) in a season.
- 71 of his 220 punts have been downed inside the opponent's 20-yard line (32%).
- Booted a 68-yard career long vs. Ohio State (Nov. 17, 2007).

Jason Olesnavage

Fifth-Year Senior, Kicker

Ferndale, Michigan (Ferndale HS)

2009 Season

- A perfect 5-for-5 from 30 yards or farther.
- Connected on his first career field goal, a 44 yarder, while making all four PATs vs. Western Michigan.
- Missed only field goal of the year, going 1-for-2 on field goals vs. Notre Dame, missing a sharp-angled kick from 26 yards and connecting from 39.

Career

- Competing for starting place-kicking duties.
- 2008 Academic All-Big Ten Conference.
- Two-time U-M Athletic Academic Achievement (2007-08).

Tom Pomarico

Junior/Sophomore, Long Snapper

Jackson, Michigan (Lumen Christi HS)

2009 Season

- Started at long snapper in all five contests.

Career

- Did not see game action during his first two seasons.
- Father (Frank) played at Notre Dame and was roommates with Big Ten Network analyst Gerry DiNardo.

Bryan Wright

Senior/Junior, Kicker

Salem, Ohio (Salem HS)

2009 Season

- Served as kickoff specialist in all five contests, kicking seven touchbacks.
- Had three touchbacks vs. Notre Dame.

Career

- Returning starter as kickoff specialist and competing for starting placekicking duties.
- Team's backup punter and placekicker in 2008.
- Appeared in 22 career games.
- Has 17 touchbacks on kickoffs during career.
- Holds special teams records in the bench and 225 test.

INDIVIDUAL HONORS

Carlos Brown, Running Back

Big Ten Offensive Player of the Week (Eastern Michigan)
Big Ten Network Player of the Game (Eastern Michigan)

Tate Forcier, Quarterback

AT&T All-America Player of the Week (Notre Dame)
Big Ten Offensive Player of the Week (Notre Dame)
Davey O'Brien National QB of the Week (Notre Dame)
Rivals.com Freshman of the Week (Notre Dame)
Rivals.com Big Ten Player of the Week (Notre Dame)

Brandon Graham, Defensive End

Sporting News All-America third team
Phil Steele's All-America third team
Lombardi Award (watch list)
Bednarik Award (watch list)
Bronko Nagurski Trophy (watch list)
Ted Hendricks Trophy (watch list)
Ronnie Lott Trophy (watch list)
Lindy's Big Ten Preseason Defensive Player of the Year

Zoltan Mesko, Punter

Playboy Magazine All-America
ESPN.com Preseason All-America
Phil Steele's All-America first team
NationalChamps.net All-America first team
Ray Guy Award (watch list)
AFCA Good Works Team

Brandon Minor, Superback

Doak Walker Award (watch list)
Maxwell Award (watch list)

David Molk, Center

Lombardi Award (watch list)
Rimington Trophy (watch list)

Stephen Schilling, Offensive Guard

Lombardi Award (watch list)

Darryl Stonum, Wide Receiver

Big Ten Special Teams Player of the Week (Notre Dame)

SERIES INFORMATION

ALL-TIME SERIES

H: 23-5-3 / A: 16-4-1 / N: 2-0

Year	W/L	Score	Site	Rank
1900	L	5-28	1	
1901	W	50-0	2	
1902	W	107-0	H	
1923	W	9-3	A	
1924	L	2-9	H	
1928	W	10-7	H	
1929	T	0-0	H	
1933	W	10-6	H	
1937	W	7-6	A	
1939	W	27-7	H	
1941	W	6-0	H	
1942	W	28-14	H	9/-
1946	W	14-7	H	
1951	W	21-0	A	
1953	W	14-13	H	5/-
1954	W	14-13	H	-/4
1955	W	33-21	H	3/-
1956	W	17-14	A	17/7
1957	T	21-21	H	12/3
1958	L	14-37	H	-/2
1961	W	23-14	H	
1962	L	14-28	A	
1963	T	21-21	H	
1964	W	34-20	A	6/-
1969	W	51-6	A	14/-
1970	W	55-0	H	5/-
1971	W	63-7	H	3/-
1972	W	31-0	A	4/-
1973	W	31-7	A	5/-
1974	W	24-7	H	6/-
1977	W	23-6	H	6/-
1978	W	34-0	A	8/-
1981	L	7-9	H	5/12
1982	W	29-7	A	
1983	W	16-13	H	10/12
1984	L	0-26	A	-/18
1985	L	10-12	A	2/1
1986	W	20-17	H	4/8
1987	W	37-10	H	
1988	T	17-17	A	15/-
1989	W	26-12	A	5/-
1990	L	23-24	H	10/22
1991	W	43-24	A	7/9
1992	W	52-28	H	4/-
1993	W	24-7	H	8/-
1994	W	29-14	A	7/-
1997	W	28-24	H	5/15
1998	W	12-9	A	25/-
2001	W	32-26	A	8/-
2002	L	9-34	H	8/13
2003	L	27-30	A	9/23
2004	W	30-17	H	18/-
2005	W	23-20	ot A	
2006	W	20-6	H	2/-

1 - Detroit, Mich.

2 - Chicago, Ill.

MICHIGAN vs. IOWA SERIES INFORMATION

Series Record: Michigan leads 40-10-4

Michigan Points: 1,327

Iowa Points: 705

Record in Ann Arbor: Michigan leads 23-5-3

At Michigan Stadium: Michigan leads 22-4-3

Record at Iowa: Michigan leads 16-4-1

At Kinnick Stadium: Michigan leads 15-4-1

Record at Neutral Site: Michigan leads 2-0

Games decided by 3 points or less: Michigan leads 7-4-4

Games decided by 7 points or less: Michigan leads 15-5-4

Longest Michigan winning streak: 11 (1933-56)

Longest Michigan losing streak: 2 (1984-85 and 2002-03)

Current Streak: Won 3

Last 10 Games: Michigan leads 8-2

Biggest Michigan win: 107-0 (1902)

Biggest Michigan loss: 0-26 (1984)

Last Michigan home win: 2006 (Last game)

Last Michigan road win: 2005 (Last game)

Last Iowa home win: 2003 (Iowa is 0-1 since)

Last Iowa road win: 2002 (Iowa is 0-2 since)

TOP MICHIGAN PERFORMANCES

INDIVIDUAL BESTS

Rushing Attempts

35, Tyrone Wheatley, 1994

31, Mike Hart, 2006

28, Tyrone Wheatley, 1993

27, Jamie Morris, 1987

26, Rick Rogers, 1983

26, Mike Hart, 2004

Rushing Yards

225, Billy Taylor, 1969

224, Tyrone Wheatley, 1992

189, Billy Taylor, 1970

168, Jesse Johnson, 1991

148, Tony Boles, 1988

Rushing Touchdowns

3, Tyrone Wheatley, 1992

3, Ed Shuttlesworth, 1971

3, Mel Anthony, 1964

2, Many tied

Last, Mike Hart, 2006

Receptions

8, Adrian Arrington, 2006

7, Gene Topp, 1953

7, Jerame Tuman, 1997

7, Braylon Edwards, 2003

7, Jason Avant, 2003

7, Jason Avant, 2005

7, Steve Breaston, 2006

Receiving Yards

175, Jason Avant, 2003

169, Tom Maentz, 1955

150, Braylon Edwards, 2004

114, Braylon Edwards, 2003

111, Gene Topp, 1953

105, Jason Avant, 2005

Receiving Touchdowns

2, Braylon Edwards, 2003

2, Desmond Howard, 1991

2, Greg McMurtry, 1987

2, Tom Maentz, 1955

1, Many tied

Passing Attempts

49, John Navarre, 2003

38, John Navarre, 2001

33, John Navarre, 2002

33, Chad Henne, 2006

28, Jim Harbaugh, 1986

26, Brian Griese, 1997

Passing Completions

26, John Navarre, 2003

23, Chad Henne, 2006

17, Jim Harbaugh, 1986

16, John Navarre, 2001

16, Chad Henne, 2004

15, Brian Griese, 1997

Passing Yards

389, John Navarre, 2003

236, Chad Henne, 2004

233, John Navarre, 2001

225, Jim Harbaugh, 1986

207, Chad Henne, 2005

203, Chad Henne, 2006

202, Rick Leach, 1977

Passing Touchdowns

3, Elvis Grbac, 1991

3, Demetrius Brown, 1987

3, Rick Leach, 1977

3, Brian Griese, 1997

2, Seven tied

Last, Chad Henne, 2005

TEAM BESTS

Rushing Attempts: 78, 1970

Rushing Yards: 524, 1969

Passing Attempts: 49, 2003

Passing Completions: 26, 2003

Passing Yards: 389, 2003

Total Offense: 673, 1969



Top 10 Stadium Crowds		
Game	Year	Attendance
Ohio State	2003	112,118*
Notre Dame	2003	111,726
Michigan State	2004	111,609
Ohio State	2005	111,591
Ohio State	1999	111,575
Ohio State	2001	111,571
Michigan State	2002	111,542
Notre Dame	1999	111,523
Michigan State	2000	111,514
Penn State	2002	111,502

*NCAA regular-season record

Michigan Stadium -- 1927-2009 (83 Years)

The Wolverine football program is in its 83rd season in the "Big House" in 2009, with a 379-114-15 all-time record at Michigan Stadium. The largest college football stadium in the country, it was completed in 1927 at a cost of \$950,000, initially seating 72,000 fans. Michigan won the first game played at Michigan Stadium, defeating Ohio Wesleyan, 33-0, on Oct. 1, 1927. The stadium was officially dedicated on Oct. 22, 1927, with a 21-0 shutout over Ohio State.

Since that inaugural season, the capacity of Michigan Stadium has increased eight times to its present 106,201. The Wolverines have led the nation in attendance 33 times in the past 34 years, and reestablished the NCAA single-game attendance record at 112,118 fans during the 2003 Ohio State game.

The Wolverines have drawn crowds of 100,000-plus for 219 consecutive games. On football Saturdays in Ann Arbor, Michigan Stadium ranks as the fourth-largest "city" in the state of Michigan, surpassing the population of Ann Arbor itself.

Michigan Stadium was the only college-owned football facility with a video scoreboard above both end zones. It was also the first stadium to use electronic scoreboards for official time when, in 1930, two were installed.

CAPACITY: 106,201—the largest college-owned structures of its kind designed solely for football—closer to the playing field with no running track—no posts or other obstructions.

COMPLETION: 1927—at a cost in excess of \$950,000 to seat 72,000 spectators. Capacity raised to 84,401 by addition of temporary wooden bleachers until 1949 when permanent steel stands replaced the wooden bleachers, increasing the capacity to 97,239. Seating capacity then raised to 101,001 in 1956, 101,701 in 1973, 102,501 in 1992 and 107,501 in 1998.

FIRST GAME: October 1, 1927—Michigan led by Captain Bennie Oosterbaan, defeated Ohio Wesleyan, 33-0. LaVerne (Kip) Taylor, Michigan end, scored first in the stadium on a 28-yard pass from halfback Louis Gilbert.

DEDICATION GAME: October 22, 1927—Michigan defeated Ohio State, 21-0.

ATTENDANCE: Since 1927—42,390,415 fans have watched the Wolverines play 508 games. Stadium attendance record of 106,982 set Nov. 22, 1997 against Ohio State. Since expansion of the "Big House" in 1998, the single-game attendance record is 112,118 set against Ohio State on Nov. 22, 2003. NCAA season record of 745,139 set in 1997.

FIELD: 360 x 160 feet—Installed FieldTurf in 2003, returning Michigan to an artificial surface for the first time since the 1990 season.

Installed Prescription Athletic Turf in 1991, giving Michigan its first natural grass field since 1968. Field was also lowered 3-1/2 feet allowing better sightlines for those seated in the lower rows.

219 Straight

The University of Michigan football team has played 219 consecutive home games in front of crowds in excess of 100,000. The last time Michigan did not have 100,000 in attendance in Michigan Stadium was on Oct. 25, 1975 vs. Indiana. A crowd of 93,857 was on hand for the 55-7 Michigan victory.

Since then, Michigan has set numerous NCAA attendance marks and the Wolverines have led the nation for 33 of the past 34 seasons in attendance.

Michigan Stadium Milestone Games

No.	Date	Opponent	Result	Score
1	Oct. 1, 1927	Ohio Wesleyan	W	33-0
50	Nov. 2, 1935	Pennsylvania	W	16-6
100	Sept. 15, 1945	Great Lakes	W	27-2
200	Oct. 14, 1961	Michigan State	L	0-28
250	Oct. 11, 1969	Purdue	W	31-20
300	Sept. 24, 1977	Navv	W	14-7
400	Sept. 11, 1993	Notre Dame	L	23-27
500	Sept. 27, 2008	Wisconsin	W	27-25

Michigan Stadium Milestone Wins

No.	Date	Opponent	Score
1	Oct. 1, 1927	Ohio Wesleyan	33-0
50	Sept. 27, 1941	Michigan State	19-7
100	Oct. 11, 1952	Indiana	28-13
200	Oct. 18, 1975	Northwestern	69-0
250	Oct. 27, 1984	Illinois	26-18
300	Aug. 26, 1995	Virginia	18-17
350	Oct. 25, 2003	Purdue	31-3

University of Michigan Home Stadiums

Stadium	Years	Games	Win	Loss	Tie	Capacity (Yr)
Ann Arbor Sites	1883-1892	18	17	1	0	
Regents Field.....	1893-1905	92	87	2	3	400 (1893) 800 (1896)
Ferry Field.....	1906-1926	104	88	14	2	18,000 (1906) 25,000 (1914) 40,000 (1921) 46,000 (1926)
Michigan Stadium.....	1927-2009	508	379	114	15	72,000 (1927) 84,401 (1927) 85,753 (1928) 97,239 (1949) 101,001 (1956) 101,701 (1973) 102,501 (1992) 107,501 (1998) 106,201 (2008)
Total Ann Arbor Record		722	571	131	20	
In Detroit	1879-1901	18	12	5	1	
Total Home Record		740	583	135	21	

STARTING LINEUPS

MICHIGAN STARTING LINEUPS • OFFENSE

OPPONENT	WR	LT	LG	C	RG	RT	TE	WR	QB	WR	TB
Western Michigan	Mathews	Ortmann	Schilling	Molk	Moosman	Huyge	Koger	Odoms	Forcier	Hemingway	C. Brown
Notre Dame	Mathews	Ortmann	Schilling	Molk	Moosman	Huyge	Koger	Odoms	Forcier	Stonum	C. Brown
Eastern Michigan	Mathews	Ortmann	Schilling	Molk	Ferrara	Huyge	Koger	Odoms	Forcier	Stonum	C. Brown
Indiana	Mathews	Ortmann	Schilling	Moosman	Huyge	Dorrestein	Koger	Odoms	Forcier	Hemingway	C. Brown
at Michigan State	Mathews	Ortmann	Schilling	Moosman	Huyge	Dorrestein	Koger	Odoms	Forcier	Hemingway	C. Brown
at Iowa											
Delaware State											
Penn State											
at Illinois											
Purdue											
at Wisconsin											
Ohio State											

MICHIGAN STARTING LINEUPS • DEFENSE

OPPONENT	DE	DT	NT	OLB	SAM	MIKE	WILL	LCB	SS	FS	RCB
Western Michigan	Graham	Van Bergen	Martin	Roh	S. Brown	Ezeh	Mouton	Warren	Woolfolk	Williams	Cissoko
Notre Dame	Graham	Van Bergen	Martin	Roh	S. Brown	Ezeh	Mouton	Warren	Woolfolk	Williams	Cissoko
Eastern Michigan	Graham	Van Bergen	Martin	Roh	S. Brown	Ezeh	Leach	Warren	Woolfolk	Williams	Cissoko
Indiana	Graham	Van Bergen	Martin	Roh	S. Brown	Ezeh	Mouton	Warren	Woolfolk	Kovacs	Cissoko
at Michigan State	Graham	Van Bergen	Martin	Roh	S. Brown	Ezeh	Mouton	Warren	Woolfolk	Williams	Floyd
at Iowa											
Delaware State											
Penn State											
at Illinois											
Purdue											
at Wisconsin											
Ohio State											

RETURNING STARTERS FROM 2008

Offense

Player	Pos.	Ht.	Wt.	Year/Elig.
Perry Dorrestein*	LT	6-7	310	Sr./Jr.
John Ferrara*	LG	6-4	280	Sr./Jr.
Kevin Koger	TE	6-4	245	So.
Greg Mathews	WR	6-3	209	Sr.
Tim McAvoy*	LG	6-6	297	5th Sr.
Brandon Minor	RB	6-1	216	Sr.
David Molk	C	6-2	283	Jr./So.
David Moosman	RG	6-5	292	5th Sr.
Mark Moundros	FB	6-1	228	Sr./Jr.
Martavious Odoms	WR	5-9	171	So.
Mark Ortmann*	LT	6-7	284	5th Sr.
Stephen Schilling	RT	6-5	304	Sr./Jr.
Nick Sheridan*	QB	6-1	220	Sr./Jr.
Darryl Stonum	WR	6-2	188	So.

*split time as starter.

Defense

Player	Pos.	Ht.	Wt.	Year/Elig.
Stevie Brown	S	6-0	215	Sr.
Obi Ezeh	LB	6-2	240	Sr./Jr.
Brandon Graham	DE	6-2	268	Sr.
Jonas Mouton	LB	6-2	218	Sr./Jr.
Donovan Warren	CB	6-0	187	Jr.

Specialists

Player	Pos.	Ht.	Wt.	Year/Elig.
Zoltan Mesko	P	6-5	238	5th Sr.

MICHIGAN DEPTH CHART vs. IOWA

OFFENSE

X 13 Greg Mathews (6-3, 209, Sr.)
22 Darryl Stonum (6-2, 196, So.)
6 Je'Ron Stokes (6-0, 181, Fr.)

LT 71 Mark Ortmann (6-7, 284, 5th Sr.)
79 Perry Dorrestein (6-7, 306, Sr./Jr.)

LG 52 Stephen Schilling (6-5, 304, Sr./Jr.)
57 Elliott Mealer (6-6, 299, So./Fr.)
or 56 Ricky Barnum (6-2, 275, So./Fr.)

C 60 David Moosman (6-5, 293, 5th Sr.)
63 Rocko Khoury (6-5, 283, So./Fr.)

RG 72 Mark Huyge (6-6, 288, Jr./So.)
74 John Ferrara (6-4, 279, Sr./Jr.)

RT 79 Perry Dorrestein (6-7, 306, Sr./Jr.)
65 Patrick Omameh (6-4, 276, So./Fr.)

TE 86 Kevin Koger (6-4, 249, So.)
80 Martell Webb (6-4, 245, Jr.)
88 Brandon Moore (6-6, 243, So./Fr.)

Y 9 Martavious Odoms (5-9, 172, So.)
19 Kelvin Grady (5-9, 168, Jr./So.)
7 Terrence Robinson (5-9, 171, So./Fr.)
or 12 Roy Roundtree (6-0, 170, So./Fr.)

Z 21 Junior Hemingway (6-1, 220, Jr./So.)
82 LaTerryal Savoy (6-3, 214, 5th Sr.)
18 James Rogers (6-1, 182, Jr.)

QB 5 Tate Forcier (6-1, 188, Fr.)
or 8 Nick Sheridan (6-1, 218, Sr./Jr.)
or 16 Denard Robinson (6-0, 185, Fr.)

FB 44 Mark Moundros (6-1, 233, Sr./Jr.)
24 Kevin Grady (5-9, 230, 5th Sr.)

SB 4 Brandon Minor (6-1, 218, Sr.)
23 Carlos Brown (6-0, 210, Sr.)
20 Michael Shaw (6-0, 178, So.)
2 Vincent Smith (5-6, 168, Fr.)

SPECIAL TEAMS

PK 92 Jason Olesnavage (6-5, 213, 5th Sr.)
34 Brendan Gibbons (6-0, 229, Fr.)
or 43 Bryan Wright (6-1, 217, Sr./Jr.)

P 41 Zoltan Mesko (6-5, 231, 5th Sr.)
43 Bryan Wright (6-1, 217, Sr./Jr.)

LS 91 Tom Pomarico (6-4, 245, Jr./So.)
54 Jareth Glanda (6-3, 265, Fr.)
or 53 Ryan Van Bergen (6-6, 271, Jr./So.)

DEFENSE

DE 55 Brandon Graham (6-2, 263, Sr.)
39 Will Heining (6-6, 261, Jr./So.)
99 Adam Patterson (6-3, 263, Sr./Jr.)

DT 53 Ryan Van Bergen (6-6, 271, Jr./So.)
92 Greg Banks (6-4, 266, Jr.)

NT 68 Mike Martin (6-2, 292, So.)
95 Renaldo Sagesse (6-4, 279, Jr.)
73 William Campbell (6-5, 318, Fr.)

OLB 88 Craig Roh (6-4, 238, Fr.)
58 Brandon Herron (6-2, 220, Jr./So.)
81 Steve Watson (6-4, 257, Jr./So.)

MLB 45 Obi Ezeh (6-2, 243, Sr./Jr.)
42 J.B. Fitzgerald (6-3, 232, So.)
25 Kenny Demens (6-1, 236, So./Fr.)

WLB 8 Jonas Mouton (6-2, 228, Sr./Jr.)
52 Kevin Leach (6-1, 206, Jr./So.)
4 Brandon Smith (6-3, 209, So./Fr.)

SLB 3 Stevie Brown (6-0, 211, Sr.)
23 Floyd Simmons (5-10, 190, So./Fr.)
27 Mike Jones (6-2, 203, Fr.)

LCB 6 Donovan Warren (6-0, 185, Jr.)
2 J.T. Turner (6-2, 187, Fr.)
or 14 Teric Jones (5-8, 193, Fr.)

SS 29 Troy Woolfolk (6-0, 193, Jr.)
31 Jared Van Slyke (6-3, 197, Jr./So.)

FS 40 Mike Williams (5-11, 188, Jr./So.)
or 32 Jordan Kovacs (5-10, 194, So./Fr.)
5 Vladimir Emilien (6-1, 198, Fr.)

RCB 12 J.T. Floyd (6-0, 183, So./Fr.)
or 33 Boubacar Cissoko (5-9, 177, So.)

KO 43 Bryan Wright (6-1, 217, Sr./Jr.)
34 Brendan Gibbons (6-0, 229, Fr.)

PR 13 Greg Mathews (6-3, 209, Sr.)
9 Martavious Odoms (5-9, 172, So.)
7 Terrence Robinson (5-9, 171, So./Fr.)

KR 22 Darryl Stonum (6-2, 196, So.)
9 Martavious Odoms (5-9, 172, So.)
33 Boubacar Cissoko (5-9, 177, So.)
19 Kelvin Grady (5-9, 168, Jr./So.)

START CHARTS

OFFENSE	Current		
	'09	Streak	Career
Stephen Schilling	5	5	29
Greg Mathews	5	6	21
David Molk	3	0	15
Mark Ortmann	5	13	17
David Moosman	4	2	16
Martavious Odoms	5	11	16
Mark Moundros	0	0	10

* missed game due to injury.

DEFENSE	Current		
	'09	Streak	Career
Obi Ezeh	5	26	27
Donovan Warren	5	11	27
Stevie Brown	5	17	18
Jonas Mouton	4	2	15

SPECIALISTS	Current		
	'09	Streak	Career
Zoltan Mesko	5	41	41
Bryan Wright	5	5	22

LONGEST ACTIVE STARTS STREAKS	
Zoltan Mesko (P)	41
Obi Ezeh (LB)	26
Stevie Brown (LB)	17
Mark Ortmann (OL)	13
Martavious Odoms (SR)	11
Donovan Warren (CB)	11

CAREER GAMES STARTED	
Zoltan Mesko (P)	41
Stephen Schilling	29
Obi Ezeh (LB)	27
Donovan Warren (CB)	27
Brandon Graham (DE)	21
Greg Mathews (WR)	21
Stevie Brown (LB)	18
Mark Ortmann (OL)	17
David Moosman (OL)	16
Martavious Odoms (SR)	16
David Molk (OL)	15
Jonas Mouton (LB)	15

CAREER GAMES PLAYED	
Stevie Brown (S)	43
Zoltan Mesko (P)	43
Greg Mathews (WR)	42
Brandon Graham (DE)	40
LaTerryal Savoy (WR)	37x
Kevin Grady (RB)	36x
Brandon Minor (RB)	37
Obi Ezeh (LB)	30
John Ferrara (OL)	30
Mark Moundros (FB)	30
Mark Ortmann (OL)	29
Stephen Schilling (OL)	29
Donovan Warren (CB)	29
James Rogers (WR)	27
Jonas Mouton (LB)	25
Carlos Brown (RB)	25
Jon Conover (WR)	25
Tim North (DE)	25
Troy Woolfolk (S)	25
Greg Banks (DT)	24
David Moosman (OL)	23
Adam Patterson (DE)	23

2009 MICHIGAN FOOTBALL ROSTERS

NUMERICAL ROSTER

No.	Player	Pos.
2	Smith, Vincent	RB
2	Turner, J.T.	CB
3	Brown, Stevie ***	LB
4	Minor, Brandon ***	RB
4	Smith, Brandon	LB
5	Forcier, Tate	QB
5	Emilien, Vladimir	S
6	Warren, Donovan **	CB
6	Stokes, Je'Ron	WR
7	Robinson, Terrence	SR
7	Hawthorne, Brandin	LB
8	Sheridan, Nick *	QB
8	Mouton, Jonas **	LB
9	Odoms, Martavious *	SR
10	Gallon, Jeremy	SR
12	Roundtree, Roy	SR
12	Floyd, J.T.	CB
13	Mathews, Greg ***	WR
14	Jones, Teric	CB
14	Furrha, Nader	QB
15	Cox, Michael	RB
15	Gordon, Thomas	S
16	Robinson, Denard	QB
17	Cone, David *	QB
17	Anderson, Tony *	CB
18	Rogers, James **	WR
19	Johnson, Zac *	S
19	Grady, Kelvin	SR
20	Shaw, Michael *	RB
20	Kennedy, Jack	QB
21	Hemingway, Junior *	WR
21	Reilly, Jordan *	S
22	Stonum, Darryl *	WR
23	Brown, Carlos ***	RB
23	Simmons, Floyd	S
24	Grady, Kevin ***	RB
25	Demens, Kenny	LB
26	Bell, Isaiah	LB
26	Koenigsnecht, Nick	SR
27	Jones, Mike	LB
27	Owens, Jordan	SR
28	Toussaint, Fitzgerald	RB
28	Cavanaugh, Matthew	S
29	Woolfolk, Troy **	S
30	Rogan, Doug	SR
30	Berry, Chris	P
31	Van Slyke, Jared	S
32	Kovacs, Jordan	S
32	Swanson, O'Neil	RB
33	Cissoko, Boubacar *	CB
34	Gibbons, Brendan	PK
35	Tech, Karl	S
36	Furrha, Rasheed	LB
36	Childers, Johnny	FB
37	Reyes, Ricky *	SR
39	Heininger, Will *	DE
40	Williams, Michael *	S
40	Baker, Zac	WR
41	Mesko, Zoltan ***	P
42	Fitzgerald, J.B. *	LB
42	Backey, Al	CB
43	Wright, Bryan **	PK
44	Moundros, Mark **	FB
45	Ezeh, Obi **	LB
46	Bills, Jon	TE
46	Broekhuizen, Seth	PK
49	McColgan, John	FB
49	Sutton, Benjamin	RB
50	Molk, David *	OL
50	Opong-Owusu, Ohene	LB
52	Schilling, Stephen **	OL
52	Leach, Kevin	LB

ALPHABETICAL ROSTER

No.	Player	Pos.	Ht.	Wt.	Year/Elig.	Hometown (High School/Previous School)
17	Anderson, Tony *	CB	5-11	190	Jr./So.	Redondo Beach, Calif. (Redondo Union)
42	Backey, Al	CB	5-9	170	Fr.	Ypsilanti, Mich. (Ypsilanti)
40	Baker, Zac	WR	5-9	192	Sr.	Grayling, Mich. (Grayling)
92	Banks, Greg **	DT	6-4	266	Sr./Jr.	Denver, Colo. (Montbello)
67	Barker, Adam	OL	6-1	278	Fr.	Adrian, Mich. (Adrian)
56	Barnum, Ricky	OL	6-2	275	So./Fr.	Lakeland, Fla. (Lake Gibson)
26	Bell, Isaiah	LB	6-1	220	Fr.	Youngstown, Ohio (Liberty)
30	Berry, Chris	P	6-3	208	Sr./Jr.	East Kentwood, Mich. (East Kentwood)
46	Bills, Jon	TE	6-3	224	Jr./So.	Farmington Hills, Mich. (North Farmington)
66	Brandt, Christian	OL	6-6	300	Fr.	West Bloomfield, Mich. (Saint Mary's Prep)
67	Brink, Nathan	DE	6-5	223	Fr.	Holland, Mich. (Holland Christian)
46	Broekhuizen, Seth	PK	6-0	184	Fr.	Holland, Mich. (Holland)
23	Brown, Carlos ***	RB	6-0	210	Sr.	Franklin, Ga. (Heard County)
3	Brown, Stevie ***	LB	6-0	211	Sr.	Columbus, Ind. (Columbus East)
73	Campbell, William	DT	6-5	318	Fr.	Detroit, Mich. (Cass Technical)
28	Cavanaugh, Matthew	S	5-10	179	So./Fr.	Alto, Mich. (Caledonia)
36	Childers, Johnny	FB	6-2	216	Fr.	Muskegon, Mich. (Mona Shores)
33	Cissoko, Boubacar *	CB	5-9	177	So.	Detroit, Mich. (Cass Technical)
61	Ciullo, Zac	OL	6-1	258	Jr./So.	Bloomfield Hills, Mich. (Brother Rice)
89	Collins, Patrick	WR	6-0	181	So./Fr.	Ann Arbor, Mich. (Pioneer)
17	Cone, David *	QB	6-7	222	Sr./Jr.	Statesboro, Ga. (Statesboro)
83	Conover, Jon **	WR	6-3	199	Sr./Jr.	Northville, Mich. (Catholic Central)
15	Cox, Michael	RB	6-0	208	So./Fr.	Dorchester, Mass. (Avon Old Farms)
25	Demens, Kenny	LB	6-1	236	So./Fr.	Oak Park, Mich. (Detroit Country Day)
79	Dorrestein, Perry *	OL	6-7	306	Sr./Jr.	Plainfield, Ill. (Plainfield Central)
5	Emilien, Vladimir	S	6-1	198	Fr.	Lauderhill, Fla. (Plantation)
45	Ezeh, Obi **	LB	6-2	243	Sr./Jr.	Grand Rapids, Mich. (Catholic Central)
74	Ferrara, John **	OL	6-4	279	Sr./Jr.	Staten Island, N.Y. (Monsignor Farrell)
42	Fitzgerald, J.B. *	LB	6-3	232	So.	Princeton Junction, N.J. (West Windsor Plainsboro)
12	Floyd, J.T.	CB	6-0	183	So./Fr.	Greenville, S.C. (J.L. Mann)
5	Forcier, Tate	QB	6-1	188	Fr.	San Diego, Calif. (Scripps Ranch)
14	Furrha, Nader	QB	5-11	175	Fr.	Ann Arbor, Mich. (Pioneer)
36	Furrha, Rasheed	LB	6-1	204	Jr./So.	Ann Arbor, Mich. (Pioneer)
10	Gallon, Jeremy	SR	5-8	165	Fr.	Apopka, Fla. (Apopka)
34	Gibbons, Brendan	PK	6-0	229	Fr.	West Palm Beach, Fla. (Cardinal Newman)
54	Glanda, Jareth	OL	6-3	265	Fr.	Rochester Hills, Mich. (Brother Rice)
84	Gordon, Cameron	WR	6-2	208	Fr.	Detroit, Mich. (Inkster)
15	Gordon, Thomas	S	5-11	205	Fr.	Detroit, Mich. (Cass Technical)
19	Grady, Kelvin	SR	5-9	168	Jr./So.	Grand Rapids, Mich. (East Grand Rapids)
24	Grady, Kevin ***	RB	5-9	230	5th	Grand Rapids, Mich. (East Grand Rapids)
55	Graham, Brandon ***	DE	6-2	263	Sr.	Detroit, Mich. (Crockett Technical)
94	Graman, Curt	LS	6-5	200	Fr.	Cincinnati, Ohio (Elder)
69	Gunderson, Erik	OL	6-8	330	Fr.	Milan, Mich. (Milan)
59	Gyarmati, Paul	LB	6-2	204	So./Fr.	Birmingham, Mich. (Brother Rice)
7	Hawthorne, Brandin	LB	6-0	198	Fr.	Pahokee, Fla. (Pahokee)
39	Heininger, Will *	DE	6-6	261	Jr./So.	Ann Arbor, Mich. (Pioneer)
21	Hemingway, Junior *	WR	6-1	220	Jr./So.	Conway, S.C. (Conway)
58	Herron, Brandon *	OLB	6-2	220	Jr./So.	Stafford, Texas (Dulles)
72	Huyge, Mark *	OL	6-6	288	Jr./So.	Wyoming, Mich. (Catholic Central)
19	Johnson, Zac *	S	6-2	199	Jr./So.	Morenci, Mich. (Morenci)
27	Jones, Mike	LB	6-2	203	Fr.	Orlando, Fla. (Edgewater)
14	Jones, Teric	CB	5-8	193	Fr.	Detroit, Mich. (Cass Technical)
20	Kennedy, Jack	QB	5-10	190	So./Fr.	Walled Lake, Mich. (Walled Lake Central)
63	Khoury, Rocko	OL	6-5	283	So./Fr.	Traverse City, Mich. (Traverse City West)
26	Koenigsnecht, Nick	SR	5-10	183	Sr./Jr.	Davisburg, Mich. (Orchard Lake St. Mary's)
86	Koger, Kevin *	TE	6-4	249	So.	Toledo, Ohio (Whitmer)
32	Kovacs, Jordan	S	5-10	194	So./Fr.	Curtice, Ohio (Clay)
90	LaLota, Anthony	DE	6-4	256	Fr.	Princeton, N.J. (The Hun School)
52	Leach, Kevin	LB	6-1	206	Jr./So.	Kentwood, Mich. (Grand Rapids Catholic Central)
77	Lewan, Taylor	OL	6-7	268	Fr.	Scottsdale, Ariz. (Chaparral)
59	Lindley, Tom	OL	6-2	290	Fr.	Shirley, N.Y. (William Floyd)
68	Martin, Mike *	DT	6-2	292	So.	Redford, Mich. (Catholic Central)
13	Mathews, Greg ***	WR	6-3	209	Sr.	Orlando, Fla. (Edgewater)
62	McAvoy, Tim **	OL	6-6	291	5th	Bloomington, Ill. (Bloomington)
49	McColgan, John	FB	6-1	227	Jr./So.	Saginaw, Mich. (Nouvel Catholic)
57	Mealer, Elliott	OL	6-6	299	So./Fr.	Wauseon, Ohio (Wauseon)
41	Mesko, Zoltan ***	P	6-5	231	5th	Twinsburg, Ohio (Twinsburg)
4	Minor, Brandon ***	RB	6-1	218	Sr.	Richmond, Va. (Varina)
50	Molk, David *	OL	6-2	275	Jr./So.	Lemont, Ill. (Lemont Township)
88	Moore, Brandon	TE	6-6	243	So./Fr.	Trotwood, Ohio (Trotwood-Madison)
60	Moosman, David *	OL	6-5	293	5th	Libertyville, Ill. (Libertyville)
66	Morales, George	LS	6-0	220	So./Fr.	North Las Vegas, Nev. (Mojave)

2009 MICHIGAN FOOTBALL ROSTERS

ALPHABETICAL ROSTER

No.	Player	Pos.	Ht.	Wt.	Year/Elig.	Hometown (High School/Previous School)
44	Moundros, Mark **	FB	6-1	233	Sr./Jr.	Farmington Hills, Mich. (North Farmington)
8	Mouton, Jonas **	LB	6-2	228	Sr./Jr.	Los Angeles, Calif. (Venice)
89	North, Tim **	DE	6-1	246	5th	Linden, Mich. (Linden)
70	Nowicki, Bryant *	OL	6-9	325	Sr./Jr.	Bay City, Mich. (John Glenn)
9	Odoms, Martavious *	SR	5-9	172	So.	Pahokee, Fla. (Pahokee)
92	Olesnavage, Jason	PK	6-5	213	5th Sr.	Ferndale, Mich. (Ferndale)
65	Omameh, Patrick	OL	6-4	276	So./Fr.	Columbus, Ohio (St. Francis DeSales)
50	Opong-Owusu, Ohene	LB	6-2	239	5th	West Bloomfield, Mich. (Walled Lake Western)
71	Ortmann, Mark **	OL	6-7	284	5th	Klein, Texas (Klein)
27	Owens, Jordan	SR	5-9	170	Fr.	Alpharetta, Ga. (Alpharetta)
99	Patterson, Adam **	DE	6-3	263	Sr./Jr.	Columbia, S.C. (Richland Northeast)
93	Pauloski, Kris	PK	6-2	190	Fr.	Indianapolis, Ind. (Pike)
91	Pomarico, Tom	LS	6-4	245	Jr./So.	Jackson, Mich. (Lumen Christi)
21	Reilly, Jordan *	S	5-10	185	Jr./So.	Taylor, Mich. (Kennedy)
37	Reyes, Ricky *	SR	5-11	184	5th	Macomb, Mich. (Dakota)
85	Reynolds, Joe	WR	6-1	175	Fr.	Rochester, Mich. (Rochester Adams)
16	Robinson, Denard	QB	6-0	185	Fr.	Deerfield Beach, Fla. (Deerfield Beach)
7	Robinson, Terrence	SR	5-9	171	So./Fr.	Klein, Texas (Oak)
30	Rogan, Doug	SR	6-1	184	Jr./So.	Grass Lake, Mich. (Grass Lake)
18	Rogers, James **	WR	6-1	182	Jr.	Madison Heights, Mich. (Lamphere)
88	Roh, Craig	OLB	6-4	238	Fr.	Scottsdale, Ariz. (Chaparral)
12	Roundtree, Roy	SR	6-0	170	So./Fr.	Trotwood, Ohio (Trotwood-Madison)
95	Sagesse, Renaldo **	DT	6-4	279	Jr.	Montreal, Quebec (Vieux Montreal)
82	Savoy, LaTerryal **	WR	6-3	214	5th	Mamou, La. (Mamou)
52	Schilling, Stephen **	OL	6-5	304	Sr./Jr.	Bellevue, Wash. (Bellevue)
75	Schofield, Michael	OL	6-6	268	Fr.	Orland Park, Ill. (Carl Sandburg)
97	Schrimmscher, Scott	PK	5-10	188	Jr./So.	Canton, Mich. (Detroit Catholic Central)
20	Shaw, Michael *	RB	6-0	178	So.	Trotwood, Ohio (Trotwood-Madison)
8	Sheridan, Nick *	QB	6-1	218	Sr./Jr.	Saline, Mich. (Saline)
23	Simmons, Floyd	S	5-10	190	So./Fr.	Detroit, Mich. (Crockett Technical)
4	Smith, Brandon	LB	6-3	209	So./Fr.	New Brunswick, N.J. (New Brunswick)
2	Smith, Vincent	RB	5-6	168	Fr.	Pahokee, Fla. (Pahokee)
6	Stokes, Je'Ron	WR	6-0	181	Fr.	Philadelphia, Pa. (Northeast)
22	Stonum, Darryl *	WR	6-2	196	So.	Stafford, Texas (Dulles)
49	Sutton, Benjamin	RB	5-11	196	Sr./Jr.	Miller Place, N.Y. (Miller Place)
32	Swanson, O'Neil	RB	5-10	156	Fr.	West Bloomfield, Mich. (Detroit Country Day)
35	Tech, Karl	S	5-10	194	Jr./So.	Grosse Pointe, Mich. (Grosse Pointe North)
96	Therman, Mike *	OLB	6-4	239	Sr./Jr.	Ann Arbor, Mich. (Pioneer)
28	Toussaint, Fitzgerald	RB	5-9	185	Fr.	Youngstown, Ohio (Liberty)
2	Turner, J.T.	CB	6-2	187	Fr.	Massillon, Ohio (Washington)
53	Van Bergen, Ryan *	DT	6-6	271	Jr./So.	Whitehall, Mich. (Whitehall)
31	Van Slyke, Jared	S	6-3	197	Jr./So.	St. Louis, Mo. (John Burroughs)
62	Ware, Dominique	DT	5-7	248	Jr./So.	Detroit, Mich. (Inkster)
6	Warren, Donovan **	CB	6-0	185	Jr.	Long Beach, Calif. (Polytechnic)
76	Washington, Quinton	OL	6-3	325	Fr.	St. Stephen, S.C. (Timberland)
81	Watson, Steve *	OLB	6-4	257	Jr./So.	Cherry Hills Village, Colo. (Mullen)
80	Webb, Martell **	TE	6-4	245	Jr.	Pontiac, Mich. (Northern)
40	Williams, Michael *	S	5-11	188	Jr./So.	Santa Yuez, Calif. (St. Bonaventure)
29	Woolfolk, Troy **	S	6-0	193	Jr.	Sugar Land, Texas (Dulles)
43	Wright, Bryan **	PK	6-1	217	Sr./Jr.	Salem, Ohio (Salem)

NUMERICAL ROSTER

No.	Player	Pos.
53	Van Bergen, Ryan *	DT
54	Glanda, Jareth	OL
55	Graham, Brandon ***	DE
56	Barnum, Ricky	OL
57	Mealer, Elliott	OL
58	Herron, Brandon *	OLB
59	Gyarmati, Paul	LB
59	Lindley, Tom	OL
60	Moosman, David *	OL
61	Ciullo, Zac	OL
62	McAvoy, Tim **	OL
62	Ware, Dominique	DT
63	Khoury, Rocko	OL
65	Omameh, Patrick	OL
66	Morales, George	LS
66	Brandt, Christian	OL
67	Barker, Adam	OL
67	Brink, Nathan	DE
68	Martin, Mike *	DT
69	Gunderson, Erik	OL
70	Nowicki, Bryant *	OL
71	Ortmann, Mark **	OL
72	Huyge, Mark *	OL
73	Campbell, William	DT
74	Ferrara, John **	OL
75	Schofield, Michael	OL
76	Washington, Quinton	OL
77	Lewan, Taylor	OL
79	Dorrestein, Perry *	OL
80	Webb, Martell **	TE
81	Watson, Steve *	OLB
82	Savoy, LaTerryal **	WR
83	Conover, Jon **	WR
84	Gordon, Cameron	WR
85	Reynolds, Joe	WR
86	Koger, Kevin *	TE
88	Moore, Brandon	TE
88	Roh, Craig	OLB
89	North, Tim **	DE
89	Collins, Patrick	WR
90	LaLota, Anthony	DE
91	Pomarico, Tom	LS
92	Banks, Greg **	DT
92	Olesnavage, Jason	PK
93	Pauloski, Kris	PK
94	Graman, Curt	LS
95	Sagesse, Renaldo **	DT
96	Therman, Mike *	OLB
97	Schrimmscher, Scott	PK
99	Patterson, Adam **	DE

PRONUNCIATION GUIDE

Johnny Childers Chill-ders
 Boubacar Cissoko Boo-ba-car Sis-soko
 Jeremy Ciullo Chew-lo
 Kenny Demens Demins
 Perry Dorrestein dooris-STINE
 Vladimir Emilien E-million
 Obi Ezeh Ehh-zay
 John Ferrara fuh-RAH-rah
 Tate Forcier Four-C-A
 Nader Furrha Fur-ha
 Rushdi Furrha Rusheed Fur-ha
 Will Heininger Hine-in-ger
 Mark Huyge Hugh-gee
 Rocko Khoury Corey
 Zoltan Mesko ZOLE-TAHN MESS-co
 David Moosman MOOSE-muhn

Mark Moundros MOON-drose
 Jonas Mouton MOO-tahn
 Bryant Nowicki KNOW-wicky
 Jason Olesnavage o-less-NAV-ich
 Patrick Omameh O-ma-MAY
 Ohene Opong-Owusu o'HENNY o-PONG oh-WOO-sue
 Kris Pauloski Pa-lowski
 Renaldo Sagesse sah-GAYSAY
 LaTerryal Savoy la-TERRY-yell sa-VOY
 Scott Schrimmscher Shrim-sher
 Je'Ron Stokes Ja-ron
 Darryl Stonum Stone-um
 Fitzgerald Toussaint Two-sant

HEAD COACH RICH RODRIGUEZ



Rich Rodriguez: Head Coach ■ West Virginia (1986)

Michigan W-L: 7-10 (.412) Second Season

Big Ten W-L: 3-7 (.300)

Rich Rodriguez is in his second season as head coach of the nation's all-time winningest football program. Rodriguez was announced as the 18th head coach in U-M football history on Dec. 17, 2007. He is just the 11th head coach in the 107 years since Fielding H. Yost made his debut in 1901.

Rodriguez arrived at Michigan after spending seven years as head coach at West Virginia University where he led the Mountaineers to a 60-26 record, four Big East titles and six consecutive bowl game bids. In 2005, he was named to the American Football Coaches Association Board of Trustees.

Following a 10-2 (5-2 Big East) season in 2007 in which his team won the Big East title and a BCS berth, Rodriguez was named the AFCA Region I co-Coach of the Year, sharing the honor with Boston College's Jeff Jagodzinski. It was Rodriguez's second such honor after being recognized by the AFCA in 2003. He was a finalist for the 2007 Liberty Mutual Coach of the Year Award, which honors the college football coaches who best exemplify responsibility and excellence on and off the field. Rodriguez was also the 2003 and 2005 Big East Coach of the Year.

Under Rodriguez's guidance, WVU claimed four Big East championships in five years (2003, '04, '05, '07) and recorded three consecutive seasons (2005-07) with double-digit victories for the first time in school history. The Mountaineers recorded at least eight wins in each of his last six seasons, and from 2002-07, accumulated a record of 57-16, winning 78.1 percent of their games.


In 2006, the Mountaineers finished 10th in the national polls at 11-2 behind a pair of All-Americans and the Big East Player of the Year. In 2004 and 2005, Rodriguez's teams claimed conference titles, as the 2005 squad went on to record WVU's first BCS victory, a 38-35 upset over Georgia in the Sugar Bowl.

The Mountaineers rattled off seven straight wins in 2003 to post a 6-1 mark in conference play and tie Miami for the Big East title, while earning a second straight bowl berth. In 2002, Rodriguez engineered the greatest turn-around in Big East history, taking his 2001 team from a 1-6 record in league play to 6-1 the following year. West Virginia finished second in the nation in rushing in 2002 (283 ypg) and ranked

fourth nationally in turnover margin.

Prior to accepting the West Virginia job on Nov. 26, 2000, Rodriguez served as offensive coordinator and associate head coach for Tommy Bowden at Clemson in 1999 (6-6) and 2000 (9-3). He spent the previous two years, 1997 and '98, as offensive coordinator and quarterbacks coach for Bowden at Tulane where he helped lead the Green Wave to a 19-4 mark. After a 7-4 record in 1997, Rodriguez helped Tulane post an undefeated 1998 season (12-0) with the Conference USA championship and a victory over Brigham Young in the Liberty Bowl.

Rodriguez began his collegiate head coaching career at the NAIA/Division II level at Salem (1988) and Glenville State College (1990-96). In between both head coaching stops, Rodriguez was a volunteer assistant coach for the Mountaineers' outside linebackers in 1989.



Conference Championships

Big East (2003, 2004, 2005, 2007)
WVIAC (1993, 1994, 1995, 1996)

Coach of the Year Honors

AFCA Region I (2003, 2005, 2007)
Big East (2003, 2005)
WVIAC (1993, 1994)
NAIA (1993)
W.Va. State College (1993, 2003, 2005)

At a Glance

Born: May 24, 1963 in Chicago, Ill.
High School: North Marion (1981)
College: West Virginia, B.S., 1986
Wife: Rita
Children: Raquel, Rhett

RICH RODRIGUEZ'S YEAR-BY-YEAR COACHING RECORD

YEAR	SCHOOL	RECORD	CONFERENCE	LEAGUE FINISH	BOWL GAME (RESULT)	FINAL AP RANK
1988	Salem	2-8 (.200)	2-5 (.286)	WVIAC (6th)		
1990	Glenville State	1-7-1 (.167)	1-5 (.167)	WVIAC (6th)		
1991	Glenville State	4-5-1 (.450)	3-4 (.429)	WVIAC (5th)		
1992	Glenville State	6-4 (.600)	5-2 (.714)	WVIAC (3rd)		
1993	Glenville State	10-3 (.769)	6-1 (.857)	WVIAC champion		
1994	Glenville State	8-3 (.727)	5-1 (.833)	WVIAC champion		
1995	Glenville State	8-2 (.800)	6-1 (.857)	WVIAC champion		
1996	Glenville State	6-4 (.600)	6-1 (.857)	WVIAC champion		
2001	West Virginia	3-8 (.273)	1-6 (.143)	Big East (7th)		
2002	West Virginia	9-4 (.692)	6-1 (.857)	Big East (2nd)	Continental Tire, Virginia (L, 22-48)	25
2003	West Virginia	8-5 (.615)	6-1 (.857)	Big East (T-1st)	Gator, Maryland (L, 7-41)	NR
2004	West Virginia	8-4 (.667)	4-2 (.667)	Big East (T-1st)	Gator, Florida State (L, 18-30)	NR
2005	West Virginia	11-1 (.917)	6-0 (1.00)	Big East (1st)	Sugar, Georgia (W, 38-35)	5
2006	West Virginia	11-2 (.846)	5-2 (.714)	Big East (3rd)	Gator, Georgia Tech (W, 38-35)	10
2007	West Virginia	10-2 (.833)	5-2 (.714)	Big East (T-1st)	Fiesta*, Oklahoma (W, 48-28)	6
2008	Michigan	3-9 (.250)	2-6 (.250)			
2009	Michigan	4-0 (1.00)	1-0 (.000)			
NAIA/D-II	8 seasons	45-36-2 (.554)	34-22 (.607)			
D-I	9 seasons	67-36 (.650)	36-19 (.655)			
TOTAL	17 seasons	112-72-2 (.608)	70-41 (.631)			

* did not coach the Fiesta Bowl after accepting the Michigan job on Dec. 17.

At Glenville State, his teams won or shared four consecutive West Virginia Intercollegiate Athletic Conference titles (1993-96). Rodriguez was named the WVIAC Coach of the Year in 1993 and '94, as well as the NAIA Coach of the Year after leading his 1993 team to a national runner-up finish. He was also recognized by the West Virginia Sports Writers Association as the state College Coach of the Year for all sports in 1993. Rodriguez led the Pioneers to the national playoffs twice and posted a 43-28-2 record during his seven seasons. In addition to his coaching responsibilities, Rodriguez served as Glenville's athletic director in 1995-96, and was inducted into the Glenville Hall of Fame in 2003.

RICH RODRIGUEZ'S MILESTONE WINS

Win	Opponent	Site	Date
1	Salem 21, WV Tech 16		1988
10	Glenville 30, WV Wesleyan 6		1992
20	Glenville 50, WV Tech 0		1993
30	Glenville 59, WV Tech 8		1994
40	Glenville 44, WV State 14		1996
50	West Virginia 35, Cincinnati 32	A	Sept. 14, 2002
60	West Virginia 28, Virginia Tech 7	H	Oct. 22, 2003
70	West Virginia 31, Connecticut 19	A	Oct. 13, 2004
80	West Virginia 45, Connecticut 13	H	Nov. 2, 2005
90	West Virginia 41, Syracuse 17	H	Oct. 14, 2006
100	West Virginia 55, Syracuse 14	A	Oct. 6, 2007

U-M SUPERLATIVES UNDER RICH RODRIGUEZ

Overall:	7-10
At Home:	6-5
On the Road:	1-5
Neutral:	0-0
By Month:	
August:	0-1
September:	6-1
October:	0-5
November:	1-3
December:	0-0
January:	0-0
When Scoring First:	5-5
When Opponent Scored First:	2-5
When Scoring 20 or More Points:	6-5
When Scoring Less Than 20 Points:	1-5
When Leading at the Half:	4-4
When Trailing at the Half:	3-5
When Tied at the Half:	0-1
When Leading after 3 Quarters:	5-0
When Trailing after 3 Quarters:	2-8
When Tied after 3 Quarters:	0-2
When Outrushing the Opponent:	6-3
With 35 or More Rushing Attempts:	5-7
With Less Than 30 Passing Attempts:	5-6
When Leading in Time of Possession:	2-2
When Trailing in Time of Possession:	5-8
On Turf:	7-6
On Grass:	0-4
When Leading in Takeaway/Turnover Ratio:	2-1
When Even in Takeaway/Turnover Ratio:	3-4
When Trailing in Takeaway/Turnover Ratio:	2-5
With an Individual 100-Yard Rusher:	2-5
With an Individual 200-Yard Passer:	2-2
250-Yard Passer:	0-1
With an Individual 100-Yard Receiver:	1-1
With an Individual Opponent 100-Yard Rusher:	2-5
With an Individual Opponent 200-Yard Passer:	4-5
250-Yard Passer:	3-5
With an Individual Opponent 100-Yard Receiver:	3-5

Rodriguez's players set five national career records for Division II. Three Pioneers received the WVIAC Player of the Year honors in succession: Jed Drenning in 1992-93, Chris George in 1994 and Scott Otis in 1995.

The secondary coach and special teams coordinator at Salem International University (now Salem College) in 1986, Rodriguez was then promoted to assistant head coach and defensive coordinator for the 1987 season. He became the youngest college football head coach in the country at 24 when Salem appointed him in 1988. He posted a 2-8 record during his first season as head coach. Unfortunately, Rodriguez's tenure didn't last long as the school was bought out one year later and the football program was dissolved prior to the 1989 season.

A member of West Virginia's 1981-84 teams, Rodriguez was a three-year letterwinner (1982-84) as a defensive back for Don Nehlen; Nehlen served as an assistant coach at U-M for Bo Schembechler from 1977-79. The Mountaineers posted a 26-10 record in those three years and made three bowl appearances: the 1982 Gator Bowl (lost to Florida State, 31-12); the 1983 Hall of Fame Bowl (defeated Kentucky, 20-16); and the 1984 Bluebonnet Bowl (defeated TCU, 31-14).

Rodriguez earned a bachelor's degree in physical education and safety from West Virginia in 1986, and added a master's degree in physical education from Salem in 1987.

A native of Grant Town, W.Va., in Marion County, Rodriguez grew up just five miles from the birthplace of U-M legendary coach Fielding Yost (Fairview, W.Va.). He is a 1981 graduate of North Marion High School, where he was a four-sport letterman and an all-state honoree in football and basketball, leading the Huskies to the 1980 Class AAA state football championship.

Rich and his wife, Rita, have two children, Raquel and Rhett.

RECORD VERSUS OPPONENTS

School	Record
Boston College	2-2
California (Pa.)	2-0
Carrroll (Mt.)	1-0
Central Connecticut St.	0-1
Central Florida	2-0
Central State (Ohio)	1-0
Cincinnati	4-1
Clarion	0-1
Concord	4-4
Connecticut	4-0
Cumberland (Ky.)	1-0-1
East Carolina	6-0
East Central (Okla.)	0-1
Eastern Michigan	1-0
East Tennessee State	0-1
Eastern Washington	1-0
Fairmont State	6-2
Florida State	0-1
Geneva	1-0-1
Georgia	1-0
Georgia Southern	0-1
Georgia Tech	1-0
Glenville State	0-1
Illinois	0-1
Indiana	1-0
Indiana (Pa.)	0-3
James Madison	1-0
Johnson C. Smith	1-1
Kent State	1-0
Livingstone	1-1
Louisville	2-1
Marshall	2-1
Maryland	4-4
Miami (Fla.)	0-3
Miami (Ohio)	1-0
Michigan State	0-2
Minnesota	1-0
Mississippi	1-0
Mississippi State	2-0
Newport News	2-0
Northwestern	0-1
Notre Dame	1-2
Ohio	1-0
Ohio State	0-1
Penn State	0-1
Pittsburgh	4-3
Purdue	0-1
Rutgers	7-0
Samford	0-1
Shepherd	4-4
South Florida	1-2
Syracuse	6-1
Temple	3-1
Tennessee-Chattanooga	1-0
Toledo	0-1
Utah	0-1
Virginia	0-1
Virginia Tech	2-3
West Liberty State	6-2
West Virginia State	6-2
West Virginia Wesleyan	3-4
Western Michigan	2-0
Western Montana	0-1
Wingate	0-2
Wisconsin	1-2
Wofford	1-1
WVU Tech	6-2

MICHIGAN

2009 COACHING STAFF

ON THE FIELD

Greg Frey
Jay Hopson
Fred Jackson
Greg Robinson
Rod Smith
Bruce Tall

IN THE BOOTH

Tony Dews
Tony Gibson
Calvin Magee

SUPPORT STAFF

Assistant A.D./Football
Scott Draper

Schembechler Hall Sec.
Michelle Guidry-Pan

Dir. of Football Operations
Brad Labadie

Executive Assistant to the Head Coach
Jennifer Maszatics

Recruiting/Operations Assistant
Mike Parrish

Administrative Asst. to the Head Coach for Recruiting
Mary Passink

External Relations/ Administrative Assistant
Dusty Rutledge

Recruiting Coordinator
Chris Singletary

Program Assistant
Kelly Vaughn

STRENGTH AND CONDITIONING

Director of Strength and Conditioning
Mike Barwis

Dir. of Skill Development/ Assoc. Director of Strength and Conditioning
Chris Allen

Coordinator of Strength and Conditioning
Parker Whiteman

Coordinator of Strength and Conditioning
Kentaro Tamura

Assistant Strength Coach
Cassandra Baier
Jesse Miller
Dennis Murray
Jim Plocki



TONY DEWS

Wide Receivers



GREG FREY

Offensive Line



TONY GIBSON

Assistant Head Coach
Secondary



JAY HOPSON

Linebackers



FRED JACKSON

Running Backs



CALVIN MAGEE

Associate Head Coach
Offensive Coordinator



GREG ROBINSON

Defensive Coordinator



ROD SMITH

Quarterbacks



BRUCE TALL

Defensive Line



JAHMILE ADDAE

Graduate Assistant/Defense



ALEX HERRON

Graduate Assistant/Offense



ADAM BRAITHWAITE

Defensive Quality Control



DAN HOTT

Defensive Quality Control



JOSH ISON

Special Teams Quality Control



ERIC SMITH

Offensive Quality Control



BRYAN WRIGHT

Offensive Quality Control

WOLVERINES IN THE NATIONAL FOOTBALL LEAGUE

FORMER WOLVERINE PLAYERS IN THE NFL

PLAYER, POSITION	TEAM
<i>Jamar Adams, S</i>	<i>Seattle Seahawks</i>
Adrian Arrington, WR ^	New Orleans Saints
B.J. Askew, RB	Tampa Bay Buccaneers
Jason Avant, WR	Philadelphia Eagles
David Baas, OG	San Francisco 49ers
Jeff Backus, OT	Detroit Lions
Tom Brady, QB	New England Patriots
Alan Branch, DT	Arizona Cardinals
Steve Breaston, WR/RS	Arizona Cardinals
Prescott Burgess, LB	New England Patriots
Carson Butler, TE ^	Detroit Lions
Todd Collins, QB	Washington Redskins
Shawn Crable, OLB #	New England Patriots
<i>Doug Dutch, DB</i>	<i>Washington Redskins</i>
Braylon Edwards, WR	Cleveland Browns
Jay Feely, PK	New York Jets
Larry Foote, LB	Detroit Lions
Jonathan Goodwin, C	New Orleans Saints
Brian Griese, QB	Tampa Bay Buccaneers
Matt Gutierrez, QB *	Kansas City Chiefs
James Hall, DE	St. Louis Rams
Leon Hall, CB	Cincinnati Bengals
David Harris, LB	New York Jets
<i>Brandon Harrison, DB</i>	<i>Houston Texans</i>
Mike Hart, RB ^	Indianapolis Colts
Chad Henne, QB	Miami Dolphins
<i>Victor Hobson, LB</i>	<i>Arizona Cardinals</i>
Steve Hutchinson, OG	Minnesota Vikings
Marlin Jackson, CB	Indianapolis Colts
Tim Jamison, DE ^	Houston Texans
Jon Jansen, OT	Detroit Lions
<i>Will Johnson, DT</i>	<i>Baltimore Ravens</i>
Dhani Jones, LB	Cincinnati Bengals
<i>Cato June, LB</i>	<i>Houston Texans</i>
Ty Law, CB	New York Jets
Matt Lentz, OG	
Jake Long, OT	Miami Dolphins
Mario Manningham, WR	New York Giants
Grant Mason, CB	San Diego Chargers
Ryan Mundy, S *	Pittsburgh Steelers
Shantee Orr, LB	Cleveland Browns
Chris Perry, RB	
<i>Rueben Riley, OL</i>	<i>Washington Redskins</i>
Jon Runyan, OT	
Adam Stenavich, OT ^	Houston Texans
<i>Terrance Taylor, DT</i>	<i>Indianapolis Colts</i>
<i>Amani Toomer, WR</i>	<i>Kansas City Chiefs</i>
Jerame Tuman, TE	
Morgan Trent, CB	Cincinnati Bengals
Gabe Watson, DT	Arizona Cardinals
Maurice Williams, OT	Jacksonville Jaguars
LaMarr Woodley, OLB	Pittsburgh Steelers
Pierre Woods, OLB	New England Patriots
Charles Woodson, CB	Green Bay Packers

Italics denotes players released following preseason camp.

^ signed to team's practice squad.

placed on injured reserve.

* graduated from Michigan but finished playing career at another institution.

FORMER WOLVERINE PLAYERS COACHING IN THE NFL

Harold Goodwin, Assistant Offensive Line	Pittsburgh Steelers
Jim Herrmann, Linebackers	New York Giants
Gerald Ingram, Running Backs	New York Giants
Andy Moeller, Assistant Offensive Line	Baltimore Ravens
Mike Trgovac, Defensive Line	Green Bay Packers

FORMER U-M ASSISTANTS COACHING IN THE NFL

Teryl Austin, Defensive Backs	Arizona Cardinals
Cam Cameron, Offensive Coordinator	Baltimore Ravens
Mike DeBord, Assistant Offensive Line	Seattle Seahawks
Terry Malone, Tight Ends	New Orleans Saints
Bill Sheridan, Defensive Coordinator	New York Giants



INDIVIDUAL CAREER BESTS

TOP STATISTICAL LEADERS

Rushing:

2008: Brandon Minor (103 carries, 533 yards, 9 TDs)
Career: Brandon Minor (235 carries, 1158 yards, 12 TDs)

Passing:

2008: Nick Sheridan (63-137, 613 yards, 2 TDs)
Career: Nick Sheridan (63-137, 613 yards, 2 TDs)

Receiving:

2008: Martavious Odoms (49 for 433 yards, 0 TDs)
Career: Greg Mathews (81 for 843 yards, 5 TDs)

Punt Returns:

2008: Martavious Odoms (10 for 126 yards, 1 TD)
Career: Greg Mathews (36 for 292 yards, 0 TD)

Kickoff Returns:

2008: Martavious Odoms (20 for 463 yards, 23.2 avg.)
Boubacar Cissoko (20 for 467 yards, 23.4 avg.)
Career: Martavious Odoms (20 for 463 yards, 23.2 avg.)
Boubacar Cissoko (20 for 467 yards, 23.4 avg.)

Punting:

2008: Zoltan Mesko (80 for 3,436 yards, 43.0 avg.)
Career: Zoltan Mesko (200 for 8,391 yards, 42.0 avg.)

Tackles:

2008: Obi Ezeh (98; 59 solos, 39 assists)
Career: Obi Ezeh (166; 92 solos, 74 assists)

Tackles for Loss:

2008: Brandon Graham (20 for 97 yards)
Career: Brandon Graham (30 for 154 yards)

Sacks:

2008: Brandon Graham (10 for 64 yards)
Career: Brandon Graham (19 for 121 yards)

Interceptions:

2008: Stevie Brown (2 for 59 yards)
Career: Stevie Brown (3 for 85 yards)

Pass Breakups:

2008: Donovan Warren (5)
Career: Donovan Warren (11)

RUSHING

Carlos Brown

Attempts: 25, at Illinois (Oct. 20, 2007)
Yards: 187, vs. Eastern Michigan (Sept. 19, 2009)
TDs: 2, three times (last vs. EMU, Sept. 19, 2009)
Long: 90, vs. Eastern Michigan (Sept. 19, 2009)

Mike Cox

Attempts: 2, vs. Eastern Michigan (Sept. 19, 2009)
Yards: 31, vs. Eastern Michigan (Sept. 19, 2009)
TDs: None
Long: 24, vs. Eastern Michigan (Sept. 19, 2009)

Tate Forcier

Attempts: 13, vs. Notre Dame (Sept. 12, 2009)
Yards: 70, vs. Notre Dame (Sept. 12, 2009)
TDs: 1, vs. Notre Dame (Sept. 12, 2009)
Long: 31, vs. Notre Dame (Sept. 12, 2009)

Kelvin Grady

Attempts: 1, vs. Western Michigan (Sept. 5, 2009)
Yards: 11, vs. Western Michigan (Sept. 5, 2009)
TDs: None
Long: 11, vs. Western Michigan (Sept. 5, 2009)

Kevin Grady

Attempts: 20, at Northwestern (Oct. 29, 2005)
Yards: 94, vs. Indiana (Nov. 12, 2005)
TDs: 2, vs. Indiana (Nov. 12, 2005)
Long: 32, vs. Indiana (Nov. 12, 2005)

Brandon Minor

Attempts: 24, at Purdue (Nov. 1, 2008)
Yards: 157, vs. Minnesota (Oct. 27, 2007)
TDs: 3, at Purdue (Nov. 1, 2008)
Long: 46, vs. Minnesota (Oct. 27, 2007)

Denard Robinson

Attempts: 11, vs. Western Michigan (Sept. 5, 2009)
Yards: 74, vs. Western Michigan (Sept. 5, 2009)
TDs: 2, vs. Eastern Michigan (Sept. 19, 2009)
Long: 43, vs. Western Michigan (Sept. 5, 2009)

Michael Shaw

Attempts: 12, at Ohio State (Nov. 22, 2008)
Yards: 71, at Minnesota (Nov. 8, 2008)
TDs: 1, vs. Eastern Michigan (Sept. 19, 2009)
Long: 48, at Minnesota (Nov. 8, 2008)

Nick Sheridan

Attempts: 8, twice (last at Ohio State (Nov. 22, 2008))
Yards: 35, vs. Northwestern (Nov. 15, 2008)
TDs: 1, vs. Northwestern (Nov. 15, 2008)
Long: 12, vs. Northwestern (Nov. 15, 2008)

Vincent Smith

Attempts: 6, vs. Western Michigan (Sept. 5, 2009)
Yards: 23, vs. Western Michigan (Sept. 5, 2009)
TDs: None
Long: 10, vs. Eastern Michigan (Sept. 19, 2009)

PASSING

David Cone

Attempts: 2, vs. Western Michigan (Sept. 5, 2009)
Completions: 1, vs. Minnesota (Oct. 27, 2007)
Yards: 21, vs. Minnesota (Oct. 27, 2007)
TDs: None
Long: 21, vs. Minnesota (Oct. 27, 2007)

Tate Forcier

Attempts: 33, vs. Notre Dame (Sept. 12, 2009)
Completions: 23, vs. Notre Dame (Sept. 12, 2009)
Yards: 240, vs. Notre Dame (Sept. 12, 2009)
TDs: 3, vs. Western Michigan (Sept. 5, 2009)
Long: 44, vs. Western Michigan (Sept. 5, 2009)

Denard Robinson

Attempts: 4, twice (last vs. E. Michigan, Sept. 19, 2009)
Completions: 2, twice (last vs. Indiana, Sept. 26, 2009)
Yards: 39, vs. Indiana (Sept. 26, 2009)
TDs: None
Long: 36, vs. Indiana (Sept. 26, 2009)

Nick Sheridan

Attempts: 30, at Minnesota (Nov. 8, 2008)
Completions: 18, at Minnesota (Nov. 8, 2008)
Yards: 203, at Minnesota (Nov. 8, 2008)
TDs: 1, twice (last at Minnesota, Nov. 8, 2008)
Long: 45, at Notre Dame (Sept. 13, 2008)

RECEIVING

Kelvin Grady

Catches: 3, vs. Indiana (Sept. 26, 2009)
Yards: 24, vs. Indiana (Sept. 26, 2009)
TDs: None
Long: 19, vs. Indiana (Sept. 26, 2009)

Kevin Grady

Catches: 4, vs. Indiana (Nov. 12, 2005)
Yards: 27, at Wisconsin (Sept. 23, 2005)
TDs: None
Long: 19, at Wisconsin (Sept. 23, 2005)

Junior Hemingway

Catches: 5, vs. Western Michigan (Sept. 5, 2009)
Yards: 103, vs. Western Michigan (Sept. 5, 2009)
TDs: 2, vs. Western Michigan (Sept. 5, 2009)
Long: 44, vs. Western Michigan (Sept. 5, 2009)

Kevin Koger

Catches: 4, vs. Notre Dame (Sept. 12, 2009)
Yards: 41, vs. Michigan State (Oct. 25, 2008)
TDs: 1, 3 times (last vs. Notre Dame, Sept. 12, 2009)
Long: 41, twice (last at Michigan State, Oct. 3, 2009)

Greg Mathews

Catches: 7, vs. Appalachian State (Sept. 1, 2007)
Yards: 79, at Minnesota (Nov. 8, 2008)
TDs: 1, 6 times (last vs. Notre Dame, Sept. 12, 2009)
Long: 40, vs. Notre Dame (Sept. 12, 2009)

Brandon Minor

Catches: 1, eight times (last vs. MSU, Oct. 25, 2008)
Yards: 27, vs. Toledo (Oct. 11, 2008)
TDs: 1, vs. Toledo (Oct. 11, 2008)
Long: 27, vs. Toledo (Oct. 11, 2008)

Mark Moundros

Catches: 1, four times (last vs. Illinois, Oct. 4, 2008)
 Yards: 6, vs. Purdue (Oct. 13, 2007)
 TDs: 1, vs. Illinois (Oct. 4, 2008)
 Long: 6, vs. Purdue (Oct. 13, 2007)

Martavious Odoms

Catches: 7, twice (last at Minnesota, Nov. 8, 2008)
 Yards: 129, vs. Illinois (Oct. 4, 2008)
 TDs: 1, vs. Indiana (Sept. 26, 2009)
 Long: 50, vs. Miami, Ohio (Sept. 6, 2008)

James Rogers

Catches: 1, three time (last vs. MSU, Oct. 25, 2008)
 Yards: 24, vs. Illinois (Oct. 4, 2008)
 TDs: None
 Long: 24, vs. Illinois (Oct. 4, 2008)

Roy Roundtree

Catches: 1, vs. Indiana (Sept. 26, 2009)
 Yards: 35, vs. Indiana (Sept. 26, 2009)
 TDs: 1, at Michigan Staet (Oct. 3, 2009)
 Long: 35, vs. Indiana (Sept. 26, 2009)

LaTerryal Savoy

Catches: 2, vs. Notre Dame (Sept. 12, 2009)
 Yards: 23, vs. Notre Dame (Sept. 12, 2009)
 TDs: 1, at Purdue (Nov. 1, 2008)
 Long: 17, vs. Notre Dame (Sept. 12, 2009)

Michael Shaw

Catches: 3, vs. Utah (Aug. 30, 2008)
 Yards: 17, vs. Utah (Aug. 30, 2008)
 TDs: 1, vs. Utah (Aug. 30, 2008)
 Long: 8, vs. Utah (Aug. 30, 2008)

Darryl Stonum

Catches: 5, at Michigan State (Oct. 3, 2009)
 Yards: 97, at Michigan State (Oct. 3, 2009)
 TDs: 1, twice (last at Michigan State, Oct. 3, 2009)
 Long: 60, at Michigan State (Oct. 3, 2009)

Martell Webb

Catches: 1, vs. Eastern Michigan (Sept. 19, 2009)
 Yards: 4, vs. Eastern Michigan (Sept. 19, 2009)
 TDs: None
 Long: 4, vs. Eastern Michigan (Sept. 19, 2009)

DEFENSE

Greg Banks

Tackles: 2, vs. Eastern Michigan (Oct. 6, 2007)
 Solos: 2, vs. Eastern Michigan (Oct. 6, 2007)
 Asst: 2, vs. Wisconsin (Sept. 27, 2008)
 TFLs: 0.5, vs. Toledo (Oct. 11, 2008)
 Sacks: None
 Int.: None
 FR: None
 PBUs: None

Stevie Brown

Tackles: 9, twice (last at Michigan State, Oct. 3, 2009)
 Solos: 7, vs. Michigan State (Oct. 25, 2008)
 Asst: 5, twice (last at Notre Dame, Sept. 13, 2008)
 TFLs: 2, vs. Notre Dame (Sept. 12, 2009)
 Sacks: 1, vs. Michigan State (Oct. 25, 2008)
 Int.: 1, four times (last at Michigan State, Oct. 3, 2009)
 FR: 1, three times (last vs. Michigan St., Oct. 25, 2008)
 PBUs: 2, vs. Northwestern (Nov. 15, 2008)

Boubacar Cissoko

Tackles: 5, twice (last vs. Notre Dame, Sept. 12, 2009)
 Solos: 4, twice (last vs. Notre Dame, Sept. 12, 2009)
 Asst: 2, twice (last vs. Eastern Michigan, Sept. 19, 2009)
 TFLs: 1, at Purdue (Nov. 1, 2008)
 Sacks: None
 Int.: 1, vs. Western Michigan (Sept. 5, 2009)
 FR: None
 PBUs: 2, vs. Western Michigan (Sept. 5, 2009)

Kenny Demens

Tackles: 2, vs. Western Michigan (Sept. 5, 2009)
 Solos: 1, vs. Western Michigan (Sept. 5, 2009)
 Asst: 1, twice (last vs. Indiana, Sept. 26, 2009)
 TFLs: None
 Sacks: None
 Int.: None
 FR: None
 PBUs: None

Obi Ezech

Tackles: 15, twice (last vs. Illinois, Oct. 4, 2008)
 Solos: 10, vs. Illinois (Oct. 4, 2008)
 Asst: 8, twice (last at Michigan State, Oct. 3, 2009)
 TFLs: 4.5, vs. Illinois (Oct. 4, 2008)
 Sacks: 2, at Michigan State (Nov. 3, 2007)
 Int.: 1, twice (last vs. Utah, Aug. 30, 2008)
 FR: 1, twice (last at Michigan State, Oct. 3, 2009)
 PBUs: 1, four times (last vs. Illinois, Oct. 4, 2008)

J.B. Fitzgerald

Tackles: 2, twice (last vs. Michigan State, Oct. 25, 2008)
 Solos: 2, vs. Michigan State (Oct. 25, 2008)
 Asst: 2, vs. Utah (Aug. 30, 2008)
 TFLs: None
 Sacks: None
 Int.: None
 FR: None
 PBUs: None

J.T. Floyd

Tackles: 4, twice (last at Michigan State, Oct. 3, 2009)
 Solos: 4, at Michigan State (Oct. 3, 2009)
 Asst: 1, vs. Indiana (Sept. 26, 2009)
 TFLs: None
 Sacks: None
 Int.: None
 FR: None
 PBUs: 1, at Michigan State (Oct. 3, 2009)

Brandon Graham

Tackles: 7, vs. Utah (Aug. 30, 2008)
 Solos: 4, three times (last at Michigan St., Oct. 3, 2009)
 Asst: 4, at Michigan State (Nov. 3, 2007)
 TFLs: 3.5, twice (last vs. Utah, Aug. 30, 2008)
 Sacks: 3.5, vs. Notre Dame (Sept. 15, 2007)
 Int.: None
 FR: 1, twice (last vs. Minnesota, Oct. 27, 2007)
 PBUs: 1, twice (last vs. E. Michigan, Sept. 19, 2009)

Brandon Herron

Tackles: 5, vs. Western Michigan (Sept. 5, 2009)
 Solos: 3, vs. Western Michigan (Sept. 5, 2009)
 Asst: 3, vs. Western Michigan (Sept. 5, 2009)
 TFLs: 0.5, vs. Western Michigan (Sept. 5, 2009)
 Sacks: None
 Int.: None
 FR: 1, vs. Western Michigan (Sept. 5, 2009)
 PBUs: None

Jordan Kovacs

Tackles: 17, at Michigan State (Oct. 3, 2009)
 Solos: 7, at Michigan State (Oct. 3, 2009)
 Asst: 10, at Michigan State (Oct. 3, 2009)
 TFLs: 2.5, at Michigan State (Oct. 3, 2009)
 Sacks: None
 Int.: None
 FR: None
 PBUs: None

Kevin Leach

Tackles: 10, vs. Eastern Michigan (Sept. 19, 2009)
 Solos: 3, vs. Eastern Michigan (Sept. 19, 2009)
 Asst: 7, vs. Eastern Michigan (Sept. 19, 2009)
 TFLs: None
 Sacks: None
 Int.: None
 FR: 1, vs. Utah (Aug. 30, 2008)
 PBUs: None

Mike Martin

Tackles: 4, vs. Eastern Michigan (Sept. 19, 2009)
 Solos: 3, vs. Michigan State (Oct. 25, 2008)
 Asst: 3, twice (last vs. Indiana, Sept. 26, 2009)
 TFLs: 1, six times (last at Michigan State, Oct. 3, 2009)
 Sacks: 1, three times (last vs. W. Michigan, Sep. 5, 2009)
 Int.: None
 FR: None
 PBUs: None

Jonas Mouton

Tackles: 11, twice (last vs. Indiana, Sept. 26, 2009)
 Solos: 8, at Penn State (Oct. 18, 2008)
 Asst: 6, four times (last at Michigan State, Oct. 3, 2009)
 TFLs: 1.5, at Ohio State (Nov. 22, 2008)
 Sacks: 1, vs. Wisconsin (Sept. 27, 2008)
 Int.: 1, vs. Western Michigan (Sept. 5, 2009)
 FR: 1, vs. Notre Dame (Sept. 12, 2009)
 PBUs: 1, twice (last vs. W. Michigan, Sept. 5, 2009)

Adam Patterson

Tackles: 1, seven times (last vs. Utah, Aug. 30, 2008)
 Solos: 1, four times (last vs. Utah, Aug. 30, 2008)
 Asst: 1, three times (last vs. Ohio State, Nov. 17, 2007)
 TFLs: 1, at Northwestern (Sept. 29, 2007)
 Sacks: 1, at Northwestern (Sept. 29, 2007)
 Int.: None
 FR: None
 PBUs: None

Craigh Roh

Tackles: 7, vs. Eastern Michigan (Sept. 19, 2009)
 Solos: 2, twice (last vs. E. Michigan, Sept. 19, 2009)
 Asst: 5, vs. Eastern Michigan (Sept. 19, 2009)
 TFLs: 1, twice (last vs. E. Michigan, Sept. 19, 2009)
 Sacks: 0.5, twice (last vs. E. Michigan, Sept. 19, 2009)
 Int.: 1, vs. Eastern Michigan (Sept. 19, 2009)
 FR: None
 PBUs: 2, at Michigan State (Oct. 3, 2009)

Renaldo Sagesse

Tackles: 2, twice (last vs. E. Michigan (Sept. 19, 2009)
 Solos: 1, twice (last vs. E. Michigan, Sept. 19, 2009)
 Asst: 1, five times (last vs. E. Michigan, Sept. 19, 2009)
 TFLs: 1.5, vs. Eastern Michigan (Sept. 19, 2009)
 Sacks: None
 Int.: None
 FR: None
 PBUs: None

INDIVIDUAL CAREER BESTS

Brandon Smith

Tackles: 2, vs. Western Michigan (Sept. 5, 2009)
Solos: 1, twice (last vs. E. Michigan, Sept. 19, 2009)
Asst: 2, vs. Western Michigan (Sept. 5, 2009)
TFLs: None
Sacks: None
Int.: None
FR: None
PBUs: None

Ryan Van Bergen

Tackles: 6, vs. Indiana (Sept. 26, 2009)
Solos: 3, vs. Toledo (Oct. 11, 2008)
Asst: 5, vs. Indiana (Sept. 26, 2009)
TFLs: 1, twice (last vs. Indiana, Sept. 26, 2009)
Sacks: 1, twice (last at Michigan State, Oct. 3, 2009)
Int.: None
FR: None
PBUs: 1, twice (last at Michigan State, Oct. 3, 2009)

Donovan Warren

Tackles: 7, six times (last at Michigan St, Oct. 3, 2009)
Solos: 6, three times (last vs. W. Michigan, Sep. 5, 2009)
Asst: 4, twice (last at Michigan State, Oct. 3, 2009)
TFLs: 1, three times (last vs. Michigan St, Oct. 25, 2008)
Sacks: 1, vs. Notre Dame (Sept. 15, 2007)
Int.: 1, four times (last at Michigan State, Oct. 3, 2009)
FR: 1, three times (last at Purdue, Nov. 1, 2008)
PBUs: 3, vs. Notre Dame (Sept. 12, 2009)

Michael Williams

Tackles: 8, vs. Notre Dame (Sept. 12, 2009)
Solos: 4, twice (last vs. Notre Dame, Sept. 12, 2009)
Asst: 4, twice (last vs. E. Michigan, Sept. 19, 2009)
TFLs: 1, twice (last vs. Toledo, Oct. 11, 2008)
Sacks: 1, vs. Toledo (Oct. 11, 2008)
Int.: None
FR: None
PBUs: None

Troy Woolfolk

Tackles: 8, vs. Notre Dame (Sept. 12, 2009)
Solos: 5, vs. Notre Dame (Sept. 12, 2009)
Asst: 3, twice (last at Michigan State, Oct. 3, 2009)
TFLs: 1, vs. Purdue (Oct. 13, 2007)
Sacks: None
Int.: None
FR: None
PBUs: 2, vs. Eastern Michigan (Oct. 6, 2007)

PUNT RETURNS

Greg Mathews

Returns: 6, twice (last vs. Ohio State, Nov. 17, 2007)
Yards: 57, vs. Minnesota (Oct. 27, 2007)
TDs: None
Long: 32, vs. Illinois (Oct. 4, 2008)

Martavious Odoms

Returns: 3, twice (last at Minnesota, Nov. 8, 2008)
Yards: 82, at Purdue (Nov. 1, 2008)
TDs: 1, at Purdue (Nov. 1, 2008)
Long: 73, at Purdue (Nov. 1, 2008)

Donovan Warren

Returns: 5, vs. Miami, Ohio (Sept. 6, 2008)
Yards: 26, vs. Miami, Ohio (Sept. 6, 2008)
TDs: None
Long: 13, vs. Miami, Ohio (Sept. 6, 2008)

KICK RETURNS

Carlos Brown

Returns: 5, at Michigan State (Nov. 3, 2007)
Yards: 99, at Michigan State (Nov. 3, 2007)
TDs: None
Long: 32, at Michigan State (Nov. 3, 2007)

Boubacar Cissoko

Returns: 4, three times (last at Ohio State, Nov. 22, 2008)
Yards: 129, at Purdue (Nov. 1, 2008)
TDs: None
Long: 53, at Purdue (Nov. 1, 2008)

Kelvin Grady

Returns: 1, vs. Indiana (Sept. 26, 2009)
Yards: 14, vs. Indiana (Sept. 26, 2009)
TDs: None
Long: 14, vs. Indiana (Sept. 26, 2009)

Brandon Minor

Returns: 5, vs. Florida in Capital One Bowl (Jan. 1, 2008)
Yards: 98, vs. Florida in Capital One Bowl (Jan. 1, 2008)
TDs: None
Long: 39, vs. Purdue (Oct. 13, 2007)

Martavious Odoms

Returns: 7, vs. Illinois (Oct. 4, 2008)
Yards: 183, vs. Illinois (Oct. 4, 2008)
TDs: None
Long: 36, vs. Illinois (Oct. 4, 2008)

Darryl Stonum

Returns: 7, vs. Indiana (Sept. 26, 2009)
Yards: 218, vs. Indiana (Sept. 26, 2009)
TDs: 1, vs. Notre Dame (Sept. 12, 2009)
Long: 94, vs. Notre Dame (Sept. 12, 2009)

SPECIALISTS

Zoltan Mesko

Punts: 12, twice (last at Ohio State, Nov. 22, 2008)
Yards: 551, vs. Ohio State (Nov. 17, 2007)
Average: 52.8, at Notre Dame (Sept. 13, 2008)
Long: 68, vs. Ohio State (Nov. 17, 2007)
I20: 4, vs. Toledo (Oct. 11, 2008)

Jason Olesnavage

Points: 9, vs. Eastern Michigan (Sept. 19, 2009)
FG Attempts: 2, twice (last at Michigan St, Oct. 3, 2009)
FG Made: 2, at Michigan State (Oct. 3, 2009)
PAT Attempts: 6, vs. Eastern Michigan (Sept. 19, 2009)
PATs Made: 6, vs. Eastern Michigan (Sept. 19, 2009)
Long FG: 44, vs. Western Michigan (Sept. 5, 2009)

OFFENSIVE LEADERS

Quarterbacks

Passing	GP	S	Att-Comp-Int	Yards	Pct	TD	Long	Avg/G
Forcier	5	5	119-71-3	894	59.7	9	61	178.8

Rushing

Att	Yds	Avg	TD	Long	Avg/G	
Robinson	32	170	5.3	3	43	34.0
Forcier	53	154	2.9	2	31	30.8

Running Backs

Rushing	GP	S	Att	Yds	Avg	TD	Long	Avg/G
Brown	5	5	44	336	7.6	3	90	67.2
Minor	4	0	35	179	5.1	2	32	44.8
Shaw	3	0	18	92	5.1	1	22	30.7

Receiving

GP	S	No.	Yds	Avg	TD	Long	Avg/G	
Brown	5	5	8	119	14.9	1	61	23.8

Wide Receivers

Receiving	GP	S	No.	Yds	Avg	TD	Long	Avg/G
Odoms	5	5	14	137	9.8	1	26	27.4
Stonum	5	2	10	161	16.1	1	60	32.2
Hemingway	4	3	10	139	13.9	2	44	34.8
Grady	5	0	8	54	6.8	0	19	10.8
Mathews	5	5	7	86	12.3	1	40	17.2

Tight Ends

Receiving	GP	S	No.	Yds	Avg	TD	Long	Avg/G
Koger	5	5	9	147	16.3	2	41	29.4

DEFENSIVE LEADERS

Defensive Line

Defense	GP	S	Tack	S	A	TFL-Yd	Sack-Yd	PBU	FF	FR
Van Bergen	5	5	19	7	12	3.5-27	2.5-24	3	0-0	
Graham	5	5	18	12	6	6.5-9	1-4	2	1-1	
Martin	5	5	15	4	11	2.5-7	1-3	0	0-0	

Linebackers

Defense	GP	S	Tack	S	A	TFL-Yd	Sack-Yd	INT-Y	PBU	FF	FR
Ezeh	5	5	48	18	30	3-4	0-0	0-0	2	1-1	
Brown	5	5	38	23	15	4.5-12	0-0	1-18	0	1-0	
Mouton	4	4	29	11	18	0.5-1	0-0	1-0	0	0-1	
Roh	5	5	14	4	10	2-10	1-8	1-0	2	0-0	

Defensive Backs

Defense	GP	S	Tack	S	A	TFL-Yd	Sack-Yd	INT-Y	PBU	FF	FR
Warren	5	5	28	16	12	0-0	0-0	2-2	4	0-0	
Kovacs	5	1	31	15	16	4-10	0-0	0-0	0	1-0	
Woolfolk	5	5	23	14	9	0-0	0-0	0-0	0	0-0	
Williams	4	4	16	5	11	0.5-1	0-0	0-0	0	0-0	

Kickers/Punters



Kicker	GP	S	FGM-FGA	Pct	10-29	30-39	40-49	50+	Long
Olesnavage	5	5	5-6	83.3	0-1	3-3	2-2	0-0	44

Punter	GP	S	No	Yds	Avg	Long	50+	FC	I20
Mesko	5	5	25	1,100	44.0	66	7	10	8

RETURNING SPECIAL TEAMS LEADERS

K Returns	No.	Yards	Avg	TD	Long
Stonum	15	452	30.1	1	94
Odoms	7	129	18.4	0	25

P Returns	No.	Yards	Avg	TD	Long
Mathews	5	19	3.8	0	16



HIGHLIGHT PERFORMANCES

QUARTERBACKS

Tate Forcier

- completed 23-of-33 passes for 240 yards and two touchdowns against Notre Dame (Sept. 12); added 70 rushing yards on 13 carries and scored one TD.

RUNNING BACKS

Carlos Brown

- set career high with 187 yards (14.4 avg.) on 13 carries and matched career-best with two touchdowns vs. Eastern Michigan (Sept. 19).

Brandon Minor

- rushed 16 times for 106 yards and one touchdown against Notre Dame (Sept. 12).

WIDE RECEIVERS

Junior Hemingway

- set career highs with five receptions for 103 yards and two touchdowns vs. Western Michigan (Sept. 5).

Greg Mathews

- caught five passes for 68 yards and the game-winning five-yard TD pass from Tate Forcier with 11 second left against Notre Dame (Sept. 12).

TIGHT ENDS

Kevin Koger

- grabbed touchdown passes in the first two games of the season (Western Michigan and Notre Dame).

DEFENSIVE LINE

Brandon Graham

- Four tackles, two for los, a sack and a forced fumble at Michigan State.

Ryan Van Bergen

- Has collected a sack in each of the two conference games (Indiana and Michigan State).

LINEBACKERS

Obi Ezeh

- Had 14 tackles and recovered a fumble at Michigan State.

Craig Roh

- Had seven tackles, a half-sack and an interception against Eastern Michigan.

DEFENSIVE BACKS

Donovan Warren

- Had six tackles and three PBU's against Notre Dame's talented receivers.

Jordan Kovacs

- Had a team season-high 17 tackles at Michigan State (2.5 for loss) and forced a fumble.

PUNTER

Zoltan Mesko

- Averaged 47.2 yards per punt, booting one 66 yards against Western Michigan.

WOLVERINE FACTS

MICHIGAN TRADITION

- U-M is in its 130th year on the gridiron.
- Michigan ranks first all-time in Division 1-A wins with 876.
- The Wolverines rank first in all-time all-division wins with 876.
- Michigan ranks first in all-time winning percentage (.740).
- U-M is the winningest overall athletic program in Big Ten Conference history.
- Michigan has 399 television appearances, the most of any college football program in NCAA history.
- U-M has compiled a 264-127-8 record when appearing on television.
- Michigan has appeared in 174 consecutive televised games.
- Michigan's 42 Big Ten Conference titles are the most of any college football program in any conference.
- U-M is fifth all-time with 11 national titles: 1901, 1902, 1903, 1904, 1918, 1923, 1932, 1933, 1947, 1948, 1997.
- The Wolverines' 11 national championships are more than any other Big Ten school and ranks fifth all-time in college football history.
- Michigan lists fourth all-time in NCAA history with 76 consensus All-American selections.
- The Wolverines have had 124 players earn first-team All-America honors during their careers.
- Three Michigan players – Tom Harmon, Desmond Howard, Charles Woodson – have won the Heisman Memorial Trophy. A total of 23 other Wolverines have placed among the top 10 in the voting.
- Michigan has an overall all-time record of 876-296-36 (.740).
- Michigan's famed winged helmet is the most recognizable symbol in college football.

MICHIGAN STADIUM

- Michigan Stadium is in its 83rd season as the home of U-M football.
- The Wolverines have won 37 of their last 46 games at Michigan Stadium.
- U-M has drawn in excess of 100,000-plus fans to 219 consecutive home games (1975 to current).
- U-M has led the nation in attendance 33 of the last 34 seasons.
- 42,498,318 fans have watched the Wolverines over the years at Michigan Stadium.
- Michigan has compiled a 379-114-15 record at Michigan Stadium.
- The Wolverines have had 72 winning seasons in 82 years at Michigan Stadium.
- Michigan has the second largest college-owned stadium with a capacity of 106,201.
- Michigan's largest stadium crowd was 112,118 in 2003 vs. Ohio State, the NCAA regular-season record.
- "The Big House" -- The nickname for Michigan Stadium coined by legendary college football announcer Keith Jackson. U-M was the first school to have a line of apparel named after its stadium's nickname.

BOWL HISTORY

- The Wolverines' streak of 33 straight bowl games is the second longest in NCAA history.
- Michigan ranks ninth in NCAA history with 39 all-time bowl appearances.
- U-M is tied for 11th in all-time bowl victories (19).
- Michigan has appeared in more Rose Bowls (20) than any other Big Ten Conference school.
- The Wolverines have won four consecutive bowl games on two different occasions.
- Michigan has appeared 27 times on Jan. 1 or Jan. 2 since 1975, the year the Big Ten allowed more than just the champion to go to bowls.
- U-M has played 33 of its 39 bowl games in January.
- The Wolverines streak of nine consecutive Jan. 1 bowl appearances from the 1997 through 2004 seasons was the fifth longest in NCAA history.
- U-M beat Stanford 49-0 on Jan. 1, 1902, to win the first-ever Rose Bowl.
- Michigan has an overall bowl record of 19-20.

NATIONAL POLLS

- The Wolverines have the most weekly appearances in the AP poll, appearing 751 times since 1936.
- Since the preseason 1988 poll, U-M has been ranked in every poll but three in 1993, four in 1998, four in 2005, nine in 2007, 13 in 2008 and two in 2009.
- U-M ranks No. 1 all-time in composite AP final football polls (1936-2009).
- The Wolverines have finished in the top 10 of the AP poll 37 times since its inception in 1936.
- U-M finished second in the 1985 final AP poll, and has been ranked 15 times in the top 5 nationally when the final poll was released.
- Michigan has finished in the final top 25 rankings 55 times since the inception of the AP poll in 1936.
- Michigan has been ranked in the final Associated Press top 25 poll 22 of the past 23 years and 37 of the last 40 years (was not ranked in 1984 and did not receive a final AP ranking in 1982 and 2005).

BIG TEN CONFERENCE

- U-M ranks first in all-time Big Ten football titles with 42.
- The Michigan football program is the only Big Ten team in any sport to win a conference title in each decade.
- Michigan has won or shared 20 Big Ten titles since 1969, including three conference crowns in the 2000s.
- The Wolverines have had 270 players named All-Big Ten Conference first team a total of 388 times, the most of any conference school.
- U-M players have earned 44 All-Big Ten first team honors since 2000.
- At least one Michigan player has received All-Big Ten first team honors each of the past 45 seasons and 87 out of the 97 years that the school has been associated with the conference.
- The Wolverines have received 100 Player of the Week honors since the conference began handing out the award in 1987.
- Four U-M players have been named Big Ten Freshman of the Year.
- Michigan's 15 Chicago Tribune Big Ten Most Valuable Player Awards are the most of any team in the conference.
- Michigan has won 40 of its last 42 Big Ten openers.
- U-M has a record of 464-173-18 vs. Big Ten opponents.

WOLVERINES IN THE NFL

- U-M had 50 former players in 2009 NFL Training Camps.
- Michigan has placed 286 former players onto NFL rosters.
- Michigan players have been selected in 70 consecutive National Football League Player Selection Meetings (draft).
- U-M lists tied for fifth all-time with 43 first-round NFL draft picks.
- A total of 11 Michigan players have been selected in the top 10 of the NFL Draft.
- A total of 45 former U-M players have made 65 Super Bowl appearances.
- Tom Brady, Ty Law, Jim Mandich and Bubba Paris have each claimed three Super Bowl championship rings during their careers.
- Two Wolverines have been selected Super Bowl MVPs: Desmond Howard and Tom Brady (twice).
- Wolverines have made 79 appearances in the NFL Pro Bowl, including a school record four players in 2001 and 2005.
- Seven former Wolverines have been enshrined in the NFL Hall of Fame: Benny Friedman, George Allen, Tom Mack, Dan Dierdorf, Len Ford, Bill Hewitt and Elroy Hirsch. U-M ranks third among colleges with seven NFL Hall of Famers.

Michigan Overall Team Statistics (as of Oct 03, 2009)
All games

Team Statistics	MICH	OPP
SCORING	170	117
Points Per Game	34.0	23.4
FIRST DOWNS	96	99
Rushing	51	46
Passing	40	47
Penalty	5	6
RUSHING YARDAGE	989	765
Yards gained rushing	1189	890
Yards lost rushing	200	125
Rushing Attempts	205	184
Average Per Rush	4.8	4.2
Average Per Game	197.8	153.0
TDs Rushing	12	9
PASSING YARDAGE	951	1195
Comp-Att-Int	75-134-6	104-174-6
Average Per Pass	7.1	6.9
Average Per Catch	12.7	11.5
Average Per Game	190.2	239.0
TDs Passing	9	4
TOTAL OFFENSE	1940	1960
Total Plays	339	358
Average Per Play	5.7	5.5
Average Per Game	388.0	392.0
KICK RETURNS: #-Yards	23-595	22-527
PUNT RETURNS: #-Yards	5-19	7-35
INT RETURNS: #-Yards	6-34	6-48
KICK RETURN AVERAGE	25.9	24.0
PUNT RETURN AVERAGE	3.8	5.0
INT RETURN AVERAGE	5.7	8.0
FUMBLES-LOST	11-2	6-4
PENALTIES-Yards	27-224	30-264
Average Per Game	44.8	52.8
PUNTS-Yards	26-1150	26-1047
Average Per Punt	44.2	40.3
Net punt average	42.1	38.0
TIME OF POSSESSION/Game	26:27	33:33
3RD-DOWN Conversions	32/74	30/80
3rd-Down Pct	43%	38%
4TH-DOWN Conversions	4/6	4/7
4th-Down Pct	67%	57%
SACKS BY-Yards	6-42	9-68
MISC YARDS	0	0
TOUCHDOWNS SCORED	22	13
FIELD GOALS-ATTEMPTS	5-6	9-12
ON-SIDE KICKS	0-0	0-0
RED-ZONE SCORES	28-38 74%	30-38 79%
RED-ZONE TOUCHDOWNS	22-38 58%	16-38 42%
PAT-ATTEMPTS	21-21 100%	10-10 100%
ATTENDANCE	870636	157258
Games/Avg Per Game	8/108830	2/78629
Neutral Site Games		0/0

Score by Quarters	1st	2nd	3rd	4th	oT	Total
Michigan	55	44	21	50	0	170
Opponents	27	43	6	35	6	117

Michigan Overall Individual Statistics (as of Oct 03, 2009)
All games

<u>Rushing</u>	<u>gp</u>	<u>att</u>	<u>gain</u>	<u>loss</u>	<u>net</u>	<u>avg</u>	<u>td</u>	<u>lg</u>	<u>avg/g</u>
Brown, Carlos	5	44	353	17	336	7.6	3	90	67.2
Minor, Brandon	4	35	189	10	179	5.1	2	32	44.8
Robinson, D.	5	32	209	39	170	5.3	3	43	34.0
Forcier, Tate	5	53	240	86	154	2.9	2	31	30.8
Shaw, Michael	3	18	99	7	92	5.1	1	22	30.7
Smith, Vincent	3	8	33	0	33	4.1	0	10	11.0
Cox, Michael	2	2	31	0	31	15.5	0	24	15.5
Grady, Kelvin	5	1	11	0	11	11.0	0	11	2.2
Grady, Kevin	5	2	7	0	7	3.5	0	4	1.4
Odoms, M.	5	3	13	8	5	1.7	1	13	1.0
Sheridan, Nick	2	1	4	0	4	4.0	0	4	2.0
Mesko, Zoltan	5	1	0	3	-3	-3.0	0	0	-0.6
TEAM	3	5	0	30	-30	-6.0	0	0	-10.0
Total	0	205	1189	200	989	4.8	12	90	0.0
Opponents	0	184	890	125	765	4.2	9	85	0.0

<u>Passing</u>	<u>gp</u>	<u>effic</u>	<u>comp-att-int</u>	<u>pct</u>	<u>yds</u>	<u>td</u>	<u>lg</u>	<u>avg/g</u>
Forcier, Tate	5	142.69	71-119-3	59.7	894	9	61	178.8
Robinson, D.	5	43.53	4-11-2	36.4	57	0	36	11.4
Sheridan, Nick	2	-100.00	0-2-1	0.0	0	0	0	0.0
Cone, David	1	0.00	0-2-0	0.0	0	0	0	0.0
Total	0	128.79	75-134-6	56.0	951	9	61	0.0
Opponents	0	118.15	104-174-6	59.8	1195	4	73	0.0

<u>Receiving</u>	<u>gp</u>	<u>no.</u>	<u>yds</u>	<u>avg</u>	<u>td</u>	<u>lg</u>	<u>avg/g</u>
Odoms, M.	5	14	137	9.8	1	26	27.4
Stonum, Darryl	5	10	161	16.1	1	60	32.2
Hemingway, J.	4	10	139	13.9	2	44	34.8
Koger, Kevin	5	9	147	16.3	2	41	29.4
Brown, Carlos	5	8	119	14.9	1	61	23.8
Grady, Kelvin	5	8	54	6.8	0	19	10.8
Mathews, Greg	5	7	86	12.3	1	40	17.2
Savoy, L.	4	4	42	10.5	0	17	10.5
Roundtree, Roy	4	2	44	22.0	1	35	11.0
Grady, Kevin	5	2	18	9.0	0	15	3.6
Webb, Martell	5	1	4	4.0	0	4	0.8
Total	0	75	951	12.7	9	61	0.0
Opponents	0	104	1195	11.5	4	73	0.0

<u>Punt Returns</u>	<u>no.</u>	<u>yds</u>	<u>avg</u>	<u>td</u>	<u>lg</u>
Mathews, Greg	5	19	3.8	0	16
Total	5	19	3.8	0	16
Opponents	7	35	5.0	0	11

<u>Interceptions</u>	<u>no.</u>	<u>yds</u>	<u>avg</u>	<u>td</u>	<u>lg</u>
Warren, Donovan	2	2	1.0	0	2
Roh, Craig	1	0	0.0	0	0
Brown, Stevie	1	18	18.0	0	18
Mouton, Jonas	1	0	0.0	0	0
Cissoko, B.	1	14	14.0	0	14
Total	6	34	5.7	0	18
Opponents	6	48	8.0	0	20

<u>Kick Returns</u>	<u>no.</u>	<u>yds</u>	<u>avg</u>	<u>td</u>	<u>lg</u>
Stonum, Darryl	15	452	30.1	1	94
Odoms, M.	7	129	18.4	0	25
Grady, Kevin	1	14	14.0	0	14
Total	23	595	25.9	1	94
Opponents	22	527	24.0	0	60

<u>Fumble Returns</u>	<u>no.</u>	<u>yds</u>	<u>avg</u>	<u>td</u>	<u>lg</u>
Total	0	0	0.0	0	0
Opponents	2	22	11.0	0	15

Michigan Overall Individual Statistics (as of Oct 03, 2009) All games

Scoring	td	fg	PAT				dpx	saf	pts
			kick	rush	rcv	pass			
Olesnavage, J.	-	5-6	21-21	-	-	-	-	-	36
Brown, Carlos	4	-	-	-	-	-	-	-	24
Robinson, D.	3	-	-	-	-	-	-	-	18
Forcier, Tate	2	-	-	1-1	-	-	-	-	14
Koger, Kevin	2	-	-	-	-	-	-	-	12
Hemingway, J.	2	-	-	-	-	-	-	-	12
Odoms, M.	2	-	-	-	-	-	-	-	12
Stonum, Darryl	2	-	-	-	-	-	-	-	12
Minor, Brandon	2	-	-	-	-	-	-	-	12
Mathews, Greg	1	-	-	-	-	-	-	-	6
Roundtree, Roy	1	-	-	-	-	-	-	-	6
Shaw, Michael	1	-	-	-	-	-	-	-	6
Total	22	5-6	21-21	1-1	-	-	-	-	170
Opponents	13	9-12	10-10	1-1	-	0-1	-	-	117

Total Offense	g	plays	rush	pass	total	avg/g
Forcier, Tate	5	172	154	894	1048	209.6
Brown, Carlos	5	44	336	0	336	67.2
Robinson, D.	5	43	170	57	227	45.4
Minor, Brandon	4	35	179	0	179	44.8
Shaw, Michael	3	18	92	0	92	30.7
Smith, Vincent	3	8	33	0	33	11.0
Cox, Michael	2	2	31	0	31	15.5
Grady, Kelvin	5	1	11	0	11	2.2
Grady, Kevin	5	2	7	0	7	1.4
Odoms, M.	5	3	5	0	5	1.0
Sheridan, Nick	2	3	4	0	4	2.0
Mesko, Zoltan	5	1	-3	0	-3	-0.6
TEAM	3	5	-30	0	-30	-10.0
Total	0	339	989	951	1940	0.0
Opponents	0	358	765	1195	1960	0.0

Field Goals	fg	pct.	01-19	20-29	30-39	40-49	50-99	lg	blk
Olesnavage, J.	5-6	83.3	0-0	0-1	3-3	2-2	0-0	44	0

FG Sequence	Michigan	Opponents
Western Michigan	(44)	44
Notre Dame	(39),26	28,(34),(42)
Eastern Michigan	(37)	(43)
Indiana	-	(24),(20),(30),(32),42
Michigan State	(36),(42)	(26),(24)

Punting	no.	yds	avg	lg	tb	fc	i20	50+	blk
Mesko, Zoltan	25	1100	44.0	66	1	10	8	7	0
Forcier, Tate	1	50	50.0	50	0	0	1	1	0
Total	26	1150	44.2	66	1	10	9	8	0
Opponents	26	1047	40.3	54	2	12	8	4	0

Kickoffs	no.	yds	avg	tb	ob	retn	net	ydln
Wright, Bryan	31	1996	64.4	7	1			
Total	31	1996	64.4	7	1	24.0	42.9	27
Opponents	25	1534	61.4	1	1	25.9	36.8	33

Numbers in (parentheses) indicate field goal was made.

Michigan Overall Individual Statistics (as of Oct 03, 2009)
All games

<u>All Purpose</u>	<u>g</u>	<u>rush</u>	<u>rcv</u>	<u>pr</u>	<u>kr</u>	<u>ir</u>	<u>total</u>	<u>avg/g</u>
Stonum, Darryl	5	0	161	0	452	0	613	122.6
Brown, Carlos	5	336	119	0	0	0	455	91.0
Odoms, M.	5	5	137	0	129	0	271	54.2
Minor, Brandon	4	179	0	0	0	0	179	44.8
Robinson, D.	5	170	0	0	0	0	170	34.0
Forcier, Tate	5	154	0	0	0	0	154	30.8
Koger, Kevin	5	0	147	0	0	0	147	29.4
Hemingway, J.	4	0	139	0	0	0	139	34.8
Mathews, Greg	5	0	86	19	0	0	105	21.0
Shaw, Michael	3	92	0	0	0	0	92	30.7
Grady, Kelvin	5	11	54	0	0	0	65	13.0
Roundtree, Roy	4	0	44	0	0	0	44	11.0
Savoy, L.	4	0	42	0	0	0	42	10.5
Grady, Kevin	5	7	18	0	14	0	39	7.8
Smith, Vincent	3	33	0	0	0	0	33	11.0
Cox, Michael	2	31	0	0	0	0	31	15.5
Brown, Stevie	5	0	0	0	0	18	18	3.6
Cissoko, B.	5	0	0	0	0	14	14	2.8
Sheridan, Nick	2	4	0	0	0	0	4	2.0
Webb, Martell	5	0	4	0	0	0	4	0.8
Warren, Donova	5	0	0	0	0	2	2	0.4
Mesko, Zoltan	5	-3	0	0	0	0	-3	-0.6
TEAM	3	-30	0	0	0	0	-30	-10.0
Total	0	989	951	19	595	34	2588	0.0
Opponents	0	765	1195	35	527	48	2570	0.0

Michigan Overall Defensive Statistics (as of Oct 03, 2009)
All games

##	Defensive Leaders	gp	Tackles			tfl/yds	Sacks no-yds	Pass defense			Fumbles		blkd	
			ua	a	tot			int-yds	brup	qbh	rcv-yds	ff	kick	saf
45	Ezeh, Obi	5	18	30	48	3.0-4	.	.	2	.	1-0	1	.	.
3A	Brown, Stevie	5	23	15	38	4.5-12	.	1-18	.	.	.	1	.	.
2B	Kovacs, Jordan	5	15	16	31	4.0-10	1	.	.
8A	Mouton, Jonas	4	11	18	29	0.5-1	.	1-0	.	.	1-0	.	.	.
6A	Warren, Donovan	5	16	12	28	.	.	2-2	4
29	Woolfolk, Troy	5	14	9	23
53	Van Bergen, R.	5	7	12	19	3.5-27	2.5-24	.	3
55	Graham, Brandon	5	12	6	18	6.5-9	1.0-4	.	2	.	1-0	1	.	.
33	Cissoko, B.	5	11	5	16	.	.	1-14	2
40	Williams, Mike	4	5	11	16	0.5-1
68	Martin, Mike	5	4	11	15	2.5-7	1.0-3
8H	Roh, Craig	5	4	10	14	2.0-10	1.0-8	1-0	2
58	Herron, Brandon	5	6	7	13	0.5-1	1-0	.	.	.
5B	Leach, Kevin	5	5	8	13
1B	Floyd, J.T.	5	11	1	12	.	.	.	1
4A	Smith, Brandon	4	2	2	4
95	Sagesse, R.	5	1	3	4	2.0-6
39	Heininger, Will	5	.	4	4	0.5-3	0.5-3
25	Demens, Kenny	5	1	2	3
2C	Simmons, Floyd	5	3	.	3	1.0-4
42	Fitzgerald, JB	5	2	1	3
86	Koger, Kevin	5	1	1	2
73	Campbell, Will	4	1	1	2	1.0-1
13	Mathews, Greg	5	2	.	2
11	Johnson, Zac	4	2	.	2
43	Wright, Bryan	5	2	.	2
27	Jones, Mike	2	2	.	2
31	Van Slyke, J.	4	1	.	1
2A	Turner, J.T.	1	.	1	1
9	Odoms, M.	5	.	1	1
89	North, Tim	4	1	.	1
2	Smith, Vincent	3	1	.	1
92	Banks, Greg	5	1	.	1
44	Moundros, Mark	5	.	1	1
Total		0	185	188	373	32-96	6-42	6-34	16	.	4-0	4	.	.
Opponents		0	196	140	336	38-132	9-68	6-48	9	1	2-22	4	.	.

Michigan Team Game-by-Game (as of Oct 03, 2009)
All games

TEAM STATISTICS

Date	Opponent	Rushing				Receiving				Passing				Kick Returns				Punt Returns				tot off
		no.	yds	td	lg	no.	yds	td	lg	cmp-att-int	yds	td	lg	no.	yds	td	lg	no.	yds	td	lg	
Sep 04	WESTERN MICHIGAN	50	242	1	43	15	197	3	44	15-28-1	197	3	44	2	41	0	21	2	16	0	16	439
Sep 12	NOTRE DAME	38	190	2	32	23	240	2	40	23-33-1	240	2	40	7	202	1	94	0	0	0	0	430
Sep 19	EASTERN MICHIGAN	39	380	6	90	7	68	0	26	7-17-2	68	0	26	3	60	0	25	1	-2	0	0	448
Sep 26	INDIANA	50	149	3	41	13	223	2	61	13-24-1	223	2	61	8	232	0	45	1	6	0	6	372
Oct 03	at Michigan State	28	28	0	13	17	223	2	60	17-32-1	223	2	60	3	60	0	26	1	-1	0	0	251
Opponents		205	989	12	90	75	951	9	61	75-134-6	951	9	61	23	595	1	94	5	19	0	16	1940
		184	765	9	85	104	1195	4	73	104-174-6	1195	4	73	22	527	0	60	7	35	0	11	1960

Games played: 5
 Avg per rush: 4.8
 Avg per catch: 12.7
 Pass efficiency: 128.79
 Kick ret avg: 25.9
 Punt ret avg: 3.8
 All purpose avg/game: 517.6
 Total offense avg/gm: 388.0

Date	Opponent	Tackles				Sacks	Fumble		Pass Defense			Blkd	PAT Attempts							
		ua	a	total	tfl-yds		no-yds	ff	fr-yds	int-yds	qbh		brup	kick	kick	rush	rcv	saf	pts	
Sep 04	WESTERN MICHIGAN	31	36	67	6.0-19	2.0-12	1	1-0	2-14	0	4	0	4-4	0	0	0	0	0	0	31
Sep 12	NOTRE DAME	38	26	64	4.0-8	0.0-0	1	1-0	0-0	0	4	0	5-5	0	0	0	0	0	38	
Sep 19	EASTERN MICHIGAN	40	50	90	9.0-28	1.0-6	0	1-0	1-0	0	1	0	6-6	0	0	0	0	0	45	
Sep 26	INDIANA	38	32	70	5.0-16	1.0-12	0	0-0	1-0	0	3	0	4-4	1	0	0	0	0	36	
Oct 03	at Michigan State	38	44	82	8.0-25	2.0-12	2	1-0	2-20	0	4	0	2-2	0	0	0	0	0	20	
Opponents		185	188	373	32.0-96	6.0-42	4	4-0	6-34	0	16	0	21-21	1	0	0	0	0	170	
		196	140	336	38.0-132	9.0-68	4	2-22	6-48	1	9	0	10-10	1	0	0	0	0	117	

Date	Opponent	Punting									Field Goals			Kickoffs				
		no.	yds	avg	long	blkd	tb	fc	50+	i20	md-att	long	blkd	no.	yds	avg	tb	ob
Sep 04	WESTERN MICHIGAN	5	236	47.2	66	0	1	1	1	1	1-1	44	0	6	399	66.5	1	0
Sep 12	NOTRE DAME	5	180	36.0	50	0	0	2	1	2	1-2	39	0	6	414	69.0	3	0
Sep 19	EASTERN MICHIGAN	4	182	45.5	59	0	0	2	1	3	1-1	37	0	8	470	58.8	1	1
Sep 26	INDIANA	7	337	48.1	59	0	0	3	4	2	0-0	0	0	6	411	68.5	0	0
Oct 03	at Michigan State	5	215	43.0	56	0	0	2	1	1	2-2	42	0	5	302	60.4	2	0
Opponents		26	1150	44.2	66	0	1	10	8	9	5-6	44	0	31	1996	64.4	7	1
		26	1047	40.3	54	0	2	12	4	8	9-12	43	0	25	1534	61.4	1	1

Michigan Opponent Game-by-Game (as of Oct 03, 2009)
All games

OPPONENT STATISTICS

Date	Opponent	Rushing				Receiving				Passing				Kick Returns				Punt Returns				tot off
		no.	yds	td	lg	no.	yds	td	lg	cmp-att-int	yds	td	lg	no.	yds	td	lg	no.	yds	td	lg	
Sep 04	WESTERN MICHIGAN	24	38	0	11	23	263	1	73	23-39-2	263	1	73	5	111	0	26	2	6	0	4	301
Sep 12	NOTRE DAME	30	154	1	24	25	336	3	37	25-42-0	336	3	37	3	100	0	52	1	5	0	5	490
Sep 19	EASTERN MICHIGAN	48	179	2	24	15	106	0	14	15-26-1	106	0	14	6	81	0	19	1	6	0	6	285
Sep 26	INDIANA	33	197	3	85	21	270	0	56	21-38-1	270	0	56	6	178	0	60	1	11	0	11	467
Oct 03	at Michigan State	49	197	3	41	20	220	0	27	20-29-2	220	0	27	2	57	0	36	2	7	0	7	417
Michigan		184	765	9	85	104	1195	4	73	104-174-6	1195	4	73	22	527	0	60	7	35	0	11	1960
Michigan		205	989	12	90	75	951	9	61	75-134-6	951	9	61	23	595	1	94	5	19	0	16	1940

Games played: 5
 Avg per rush: 4.2
 Avg per catch: 11.5
 Pass efficiency: 118.15
 Kick ret avg: 24.0
 Punt ret avg: 5.0
 All purpose avg/game: 514.0
 Total offense avg/gm: 392.0

Date	Opponent	Tackles				Sacks no-yds	Fumble		Pass Defense			Blkd kick	PAT Attempts				
		ua	a	total	tfl-yds		ff	fr-yds	int-yds	qbh	brup		kick	rush	rcv	saf	pts
Sep 04	WESTERN MICHIGAN	47	32	79	3.0-13	0.0-0	1	0-0	1-3	0	1	0	1-1	0	0	0	7
Sep 12	NOTRE DAME	47	24	71	10.0-22	2.0-9	1	0-0	1-20	0	1	0	2-2	1	0	0	34
Sep 19	EASTERN MICHIGAN	35	16	51	7.0-29	2.0-19	0	0-0	2-23	0	2	0	2-2	0	0	0	17
Sep 26	INDIANA	44	32	76	8.0-13	2.0-7	1	1-7	1-2	0	2	0	3-3	0	0	0	33
Oct 03	at Michigan State	23	36	59	10.0-55	3.0-33	1	1-15	1-0	1	3	0	2-2	0	0	0	26
Michigan		196	140	336	38.0-132	9.0-68	4	2-22	6-48	1	9	0	10-10	1	0	0	117
Michigan		185	188	373	32.0-96	6.0-42	4	4-0	6-34	0	16	0	21-21	1	0	0	170

Date	Opponent	Punting							Field Goals			Kickoffs						
		no.	yds	avg	long	blkd	tb	fc	50+	i20	md-att	long	blkd	no.	yds	avg	tb	ob
Sep 04	WESTERN MICHIGAN	6	239	39.8	44	0	0	4	0	2	0-1	0	0	2	128	64.0	0	0
Sep 12	NOTRE DAME	4	160	40.0	46	0	1	2	0	0	2-3	42	0	7	435	62.1	0	0
Sep 19	EASTERN MICHIGAN	7	297	42.4	54	0	1	1	3	2	1-1	43	0	4	213	53.2	0	1
Sep 26	INDIANA	6	222	37.0	46	0	0	3	0	2	4-5	32	0	8	505	63.1	0	0
Oct 03	at Michigan State	3	129	43.0	52	0	0	2	1	2	2-2	26	0	4	253	63.2	1	0
Michigan		26	1047	40.3	54	0	2	12	4	8	9-12	43	0	25	1534	61.4	1	1
Michigan		26	1150	44.2	66	0	1	10	8	9	5-6	44	0	31	1996	64.4	7	1

Michigan Red-Zone Results (as of Oct 03, 2009)
All games

Michigan Inside Opponent Red-Zone

Date	Opponent	Score	Times		Total Pts	Rush TDs	Pass TDs	FGs Made	Failed to score inside RZ						
			In RZ	Scored					FGA	Down	Int	Fumb	Half	Game	
Sep 04, 2009	WESTERN MICHIGAN	W 31-7	3	1	7	1	0	1	0	1	1	0	0	0	0
Sep 12, 2009	NOTRE DAME	W 38-34	4	3	21	3	1	2	0	1	0	0	0	0	0
Sep 19, 2009	EASTERN MICHIGAN	W 45-17	5	5	31	4	4	0	1	0	0	0	0	0	0
Sep 26, 2009	INDIANA	W 36-33	3	2	15	2	2	0	0	0	0	0	0	1	0
Oct 03, 2009	at Michigan State	L 20-26	4	3	13	1	0	1	2	0	0	1	0	0	0
Totals			19	14	87	11	7	4	3	1	1	2	0	1	0

14 of 19 (73.7%)

Opponents Inside Michigan Red-Zone

Date	Opponent	Score	Times		Total Pts	Rush TDs	Pass TDs	FGs Made	Failed to score inside RZ						
			In RZ	Scored					FGA	Down	Int	Fumb	Half	Game	
Sep 04, 2009	WESTERN MICHIGAN	W 31-7	2	0	0	0	0	0	0	1	1	0	0	0	0
Sep 12, 2009	NOTRE DAME	W 38-34	5	4	25	3	1	2	1	1	0	0	0	0	0
Sep 19, 2009	EASTERN MICHIGAN	W 45-17	3	2	14	2	2	0	0	0	1	0	0	0	0
Sep 26, 2009	INDIANA	W 36-33	5	5	19	1	1	0	4	0	0	0	0	0	0
Oct 03, 2009	at Michigan State	L 20-26	4	4	20	2	2	0	2	0	0	0	0	0	0
Totals			19	15	78	8	6	2	7	2	2	0	0	0	0

15 of 19 (78.9%)