

# MICHIGAN

## F O O T B A L L

### Media Contacts:

Derek Satterfield (734) 647-1192/dsatt@umich.edu  
 Zach Eisendrath (734) 647-3810/zeisen@umich.edu  
 Twitter: @umichfootball



GAME  
8

Michigan at Michigan State  
 3:30 p.m., ABC  
 Oct. 18, 2014  
 Spartan Stadium  
 (75,005)  
 East Lansing, Mich.

Michigan  
 3-4 (1-2 Big Ten)

Michigan State  
 6-1 (3-0 Big Ten)

### 2014 Michigan Schedule/Results

August	
30	<b>Appalachian St. (ESPN2).....W, 52-14</b>
September	
6	at #16 Notre Dame (NBC).....L, 0-31
13	<b>Miami (Ohio) (BTN) .....W, 34-10</b>
20	<b>Utah (ABC)..... L, 10-26</b>
27	<b>Minnesota* (ABC) ..... L, 14-30</b>
October	
4	at Rutgers* (BTN)..... L, 24-26
11	<b>Penn St.* (ESPN2).....W, 18-13</b>
25	at #8 Michigan St.* (ABC) .....3:30 p.m.
November	
1	<b>Indiana* (HC) .....3:30 p.m.</b>
8	at Northwestern* .....TBA
22	<b>Maryland* ..... TBA</b>
29	at Ohio St.* ..... TBA
December	
6	B1G Championship Game .....8:17 p.m.

Home games in Bold  
 All times eastern

\* Big Ten Game  
 (HC) Homecoming

### MICHIGAN TRAVELS TO IN-STATE RIVAL MICHIGAN STATE

► Michigan makes a short trip this week to take on in-state rival Michigan State. The Wolverines and Spartans are playing for the Paul Bunyan Trophy, which is a four-foot wooden statue donated by then-Governor G. Mennen Williams in 1953. U-M is coming off a bye week following a home win over Penn State, and Michigan State enters the game after earning a win at Indiana.

► Head coach **Brady Hoke** is 23-17 in his career with more than one week to prepare for an opponent. Coach Hoke is 7-4 at Michigan with more than one week between games, including 3-1 in games after a bye week.

► Based on opponent winning percentage, Michigan's schedule is tied for the toughest in the Big Ten and for 21st in the country. U-M's 12 opponents are 39-26 (.600) this season.

► Michigan ranks 1st in the Big Ten and 8th in the country in Red Zone offense. The Wolverines are 16-of-17 (.941) in the Red Zone this season, and the only Red Zone possession that didn't end in a score was a kneel down to end the win over Penn State.

► The Wolverines have scored a touchdown on 76.5 percent of their trips to the Red Zone (13-of-17), which ranks 1st in the Big Ten and tied for 6th in the NCAA.

► U-M ranks 1st in the Big Ten and 2nd in the NCAA with an average of 3.29 penalties per game, and the Wolverines' average of 31.00 penalty yards per game is 1st in the conference and tied for 4th in the country.

► The Wolverines rank 4th in the Big Ten and 10th in the NCAA in total defense, allowing an average of 301.0 yards per game. That total includes 93.6 yards of rushing defense, which ranks 2nd in the conference and 4th in the nation, and an average of 207.4 yards of passing defense that is 5th in the Big Ten and 36th in the country.

► U-M's three rushing touchdowns allowed are the fewest in the Big Ten and tied for the 5th-fewest allowed in the NCAA.

► Michigan is holding its opponents to an average of 2.73 yards per rush, which ranks 2nd in the Big Ten and 5th in the NCAA. The Wolverines have held five of their seven opponents to an average of 2.5 yards per carry or less. Penn State averaged 1.5 yards on 35 carries, Rutgers averaged 2.5 yards on 30 carries, Utah rushed for a 2.2 average on 37 carries, Miami (Ohio) averaged 1.38 yards on 24 attempts and Notre Dame was held to a 1.74 average on 31 rushes.

► The U-M defense's 50.0 tackles for loss rank 1st in the Big Ten and tied for 16th in the NCAA and is the program's highest total through the first seven games of a season since registering 56.0 in 2007.

► The Wolverines' 26.0 tackles for loss, average of 8.67 tackles for loss per game and 111 tackles for loss yards in conference games all rank 1st in the Big Ten.

► Michigan recorded 11.0 tackles for loss vs. Utah and vs. Penn State, marking the first time since 2008 U-M has multiple games of at least 11.0 TFLs in the same season.

► The Wolverines are 5th in the Big Ten and tied for 18th in the NCAA, allowing their opponents an average of 16.0 first downs per game.

**Athletic Communications (schedule subject to change)**

**Coach Hoke Media Opportunities**

**Monday Press Conference**

Coach Hoke is available to the media for approximately 20 minutes on Mondays at a press conference inside the Crisler Center Media Room.

**Big Ten Teleconference**

Coach Hoke will participate in the conference's weekly teleconference of football coaches. The teleconferences will be conducted each Tuesday from Aug. 26 to Nov. 25 from Noon - 1:52 ET. Coach Hoke's scheduled time slot is from 12:08 p.m. ET - 12:16 p.m. ET.

**Wednesday Press Conference**

Coach Hoke is available at noon on Wednesdays inside the Towsley Museum.

**Coach Mattison Media Opportunities**

**Monday Press Conference**

Defensive Coordinator Greg Mattison is available to the media on Monday afternoons inside the Crisler Center Media Room.

**Coach Nussmeier Media Opportunities**

**Monday Press Conference**

Offensive Coordinator Doug Nussmeier is available to the media on Monday afternoons inside the Crisler Center Media Room.

**Student-Athlete Media Opportunities**

**Monday Press Conference**

Select members of the Wolverine football team will be available to the media following the coaches' weekly press conference inside the Crisler Center Media Room.

**Tuesday Post Practice**

Select Michigan student-athletes will be available for interviews following practice Tuesday evening inside the Towsley Museum.

**TELEVISION**

This week's game will be aired on ABC. Sean McDonough (play-by-play), Chris Spielman (analyst) and Todd McShay (sideline) will call the game.

**RADIO**

In its 13th season as a division of IMG College, the Michigan Sports Network represents one of the largest and most-listened to college sports network in the Midwest. Anchored by WWJ-AM (950) in Detroit, the Michigan IMG Radio Network is comprised of 40 affiliate stations in Michigan and Ohio during football season. In addition, U-M football can also be heard on American Armed Forces Radio and is also available on Sirius (channel 113) and XM (channel 195). Jim Brandstatter (play-by-play) and Dan Dierdorf (color) bring the action to you from the booth, with Doug Karsch providing sideline reports and analysis.

**INSIDE MICHIGAN FOOTBALL TV SHOW**

The Inside Michigan Football TV show presented by PNC Bank returns for its seventh season in 2014. Fox Sports Detroit will air 15 shows throughout the fall, beginning Aug. 25 at 5 p.m.

For the third straight season, Inside Michigan Football will be available to fans on the Big Ten Digital Network. The show will be available on MGoBlue.com immediately following its airing on FSD.

**INSIDE MICHIGAN FOOTBALL RADIO SHOW**

Head Coach Brady Hoke will appear each week on the Inside Michigan Football Radio Show. The hour-long show originates on WXYT Radio every Wednesday evening at 7 p.m., with Jim Brandstatter hosting. The show is broadcast live from Pizza House (PizzaHouse.com) located at 618 Church Street in Ann Arbor.

**CREDENTIALS**

Accredited media members may apply for credentials at [www.MGoBlue.com/Media](http://www.MGoBlue.com/Media). The site will accept requests for games at Michigan Stadium only. You will be contacted via email when your credential application has been reviewed and approved or denied.

**MICHIGAN STATE GAME WEEK**

MONDAY	20	TUESDAY	21	WEDNESDAY	22	SATURDAY	25
<p><u>Press Conference</u> 12:30 p.m. - Coach Hoke press conference inside Crisler Center Media Room</p> <p>1 p.m. - Coach Mattison press conference inside Crisler Center Media Room</p> <p>1:15 p.m. - Coach Nussmeier press conference inside Crisler Center Media Room</p> <p>1:30 p.m. - Devin Gardner, Jack Miller and Jake Ryan press conference inside Crisler Center Media Room</p>		<p><u>Big Ten Teleconference</u> 12:08 p.m. - Coach Hoke on Big Ten Teleconference.</p> <p><u>Student-Athletes</u> Post Practice (approx. 6:15 p.m.) - Joe Bolden, Devin Funchess, Ben Gedeon and Jourdan Lewis available in Towsley Museum.</p>		<p>Noon - Coach Hoke press conference in Towsley Museum.</p> <p>7 p.m. - Coach Hoke radio show at Pizza House.</p>		<p><u>Game #8</u> at Michigan State Kickoff - 3:30 p.m. ET TV - ABC</p> <p><u>Post Game</u> Coach Hoke and select student-athletes available</p>	

**QUARTERBACKS**

► **Devin Gardner** ranks 3rd in the Big Ten and 33rd in the NCAA with a completion percentage of 63.2 (91-of-144).

► After completing 16-of-24 passes for 192 yards in Michigan's 18-13 win vs. Penn State, **Devin Gardner** upped his career passing yards to 5,543 to move to 6th among U-M's all-time leaders in the category, passing both Tom Brady (5,351, 1996-99) and Jim Harbaugh (5,449, 1983-86). He needs 315 more yards to reach the 5th spot, currently held by Todd Collins (5,858, 1991-94).

► **Devin Gardner** passed Elvis Grbac (6,221, 1989-92) for 6th on Michigan's all-time list for total yards of offense with 6,350 yards. He needs 110 more yards to reach the 5th spot on the list, currently held by Rick Leach (6,460, 1975-78).

► **Devin Gardner** completed 5-of-6 passes in the first quarter against the Nittany Lions. He has completed 78.6 percent (33-of-42) of his passes in the first quarter this season to rank 1st in the Big Ten and 4th in the NCAA.

► **Devin Gardner** recorded his 20th career 150-yard passing game vs. Penn State, moving to 6th among U-M's all-time leaders in the category, passing Jim Harbaugh (19, 1983-86).

► **Devin Gardner** completed 13-of-22 passes for 178 yards and rushed the ball 10 times for a season-best 40 yards and two touchdowns (19 and 4 yards, respectively) at Rutgers. His 19-yard TD scamper in the fourth quarter was a season long.

► **Devin Gardner** has accounted for at least two touchdowns in 17 of his last 24 games.

► **Devin Gardner** has posted three rushing touchdowns over Michigan's last three contests.

► **Devin Gardner** is one of only eight Wolverines to post 5,000 career passing yards.

► **Devin Gardner** holds the 7th position among U-M's all-time career leaders in passing touchdowns with 40. He needs two more to reach the 6th spot, currently held by Steve Smith (42).

► **Devin Gardner** ranks 7th on U-M's all-time career completions list with 392. He needs 35 completions to tie Denard Robinson (427, 2009-12) for 6th on Michigan's all-time list.

► **Devin Gardner** is tied for 3rd on Michigan's career passing efficiency rating list (145.0) with Todd Collins (1991-94).

► With 24 pass attempts vs. Penn State, **Devin Gardner** tied Steve Smith (1980-83) for 7th place on U-M's all-time list with 648 career attempts.

► **Devin Gardner** completed 3-of-6 passes for 39 yards and carried the ball five times for 23 yards and one touchdown in limited playing time vs. Minnesota.

► **Devin Gardner** completed 14-of-26 passes for 148 yards and rushed for 29 yards on 10 carries vs. Utah.

► **Devin Gardner** completed 13-of-20 passes for 184 yards and two touchdowns and rushed for 25 yards on six carries in Michigan's 34-10 victory vs. Miami (Ohio).

► **Devin Gardner** began U-M's game at Notre Dame by completing 6-of-6 passes for 50 yards and did not throw an incomplete pass until the beginning of the second quarter. Gardner completed 19 of his first 20 passes (95.0%) to start the 2014 campaign.

► **Devin Gardner** threw 172 consecutive passes without an interception before tossing an interception in the third quarter at Notre Dame. It marked Gardner's first interception since the Wolverines' game at Michigan State on Nov. 2, 2013.

► **Devin Gardner** completed 13-of-14 passes for 173 yards and three touchdowns in Michigan's 52-14 win vs. Appalachian State.

► **Devin Gardner's** completion percentage of 92.8 (13-of-14) vs. the Mountaineers ranks 2nd for a single game (min. 10 attempts) in program history, trailing only Tate Forcier, who completed 100 percent (12-12) of his passes vs. Bowling Green on Sept. 25, 2010.

**CLIMBING THE CHARTS**

► Devin Gardner continues to move up a number of U-M career record lists during his final season as a Wolverine.

**U-M CAREER PASSING YARDS**

1.	Chad Henne	9,715	2004-07
2.	John Navarre	9,254	2000-03
3.	Elvis Grbac	6,460	1989-92
4.	Denard Robinson	6,250	2009-12
5.	Todd Collins	5,858	1991-94
6.	<b>Devin Gardner</b>	<b>5,543</b>	<b>2010-</b>
7.	Jim Harbaugh	5,449	1983-86
	Tom Brady	5,351	1996-99
9.	Steve Smith	4,860	1980-83
10.	Brian Griese	4,383	1994-97

**U-M CAREER PASSING TOUCHDOWNS**

1.	Chad Henne	87	2004-07
2.	John Navarre	72	2000-03
3.	Elvis Grbac	71	1989-92
4.	Denard Robinson	49	2009-12
5.	Rick Leach	48	1975-78
6.	Steve Smith	42	1980-83
7.	<b>Devin Gardner</b>	<b>40</b>	<b>2010-</b>
8.	Todd Collins	37	1991-94
9.	Tom Brady	35	1996-99
10.	Brian Griese	33	1994-97

**U-M CAREER COMPLETIONS**

1.	Chad Henne	828	2004-07
2.	John Navarre	765	2000-03
3.	Elvis Grbac	522	1989-92
4.	Todd Collins	457	1991-94
5.	Tom Brady	443	1996-99
6.	Denard Robinson	427	2009-12
7.	<b>Devin Gardner</b>	<b>392</b>	<b>2010-</b>
8.	Jim Harbaugh	387	1983-86
9.	Brian Griese	355	1994-97
10.	Steve Smith	324	1980-83

**U-M CAREER EFFICIENCY RATING**

(Min. 200 attempts)

1.	Elvis Grbac	148.1	1989-92
2.	Jim Harbaugh	145.6	1983-86
3.	<b>Devin Gardner</b>	<b>145.0</b>	<b>2010-</b>
	Todd Collins	145.0	1991-94
5.	John Wangler	143.6	1976-80
6.	Michael Taylor	141.6	1986-89
7.	Bob Chappuis	140.4	1942-47
8.	Denard Robinson	138.7	2009-12
9.	Tom Brady	136.4	1996-99
10.	Drew Henson	135.7	1998-2000

**U-M CAREER TOTAL OFFENSE**

1.	Denard Robinson	10,745	2009-12
2.	Chad Henne	9,400	2004-07
3.	John Navarre	9,031	2000-03
4.	Steve Smith	6,554	1980-83
5.	Rick Leach	6,460	1975-78
6.	<b>Devin Gardner</b>	<b>6,350</b>	<b>2010-</b>
7.	Elvis Grbac	6,221	1989-92
8.	Jim Harbaugh	5,745	1983-86
9.	Todd Collins	5,702	1991-94
10.	Tom Brady	5,180	1996-99

## U-M LEADS NATION IN ALL-TIME WINS

• Michigan leads the nation in wins (913), followed by Notre Dame (880) and Texas (878).

### TOP 5 FBS SCHOOLS BY WINS

	School	Record	Pct.
1.	Michigan	913-325-36	.731
2.	Notre Dame	880-306-42	.734
3.	Texas	878-343-33	.713
4.	Nebraska	871-358-40	.702
5.	Ohio State	854-318-53	.719

### TOP 5 FBS SCHOOLS BY WINNING PERCENTAGE

	School	Record	Pct.
1.	Notre Dame	880-306-42	.734
2.	Michigan	913-325-36	.731
3.	Oklahoma	846-314-53	.720
4.	Ohio State	854-318-53	.719
5.	Texas	878-343-33	.713

## 108th Season of Big Ten Action

• Michigan is in its 108th season of competition in the Big Ten Conference.  
 • The Wolverines have compiled an impressive 483-195-18 record in conference play and have claimed a league-leading 42 championships.  
 • U-M also leads the conference with 407 first-team All-Big Ten selections.

## U-M In 135th Season of Gridiron Action

• The Wolverine program was established in 1879 when a group of 13 men fielded the first football team in school history and played a pair of off-campus games. U-M defeated Racine 1-0 at White Stocking Park in Chicago, Ill., on May 30, 1879, for the first victory in school history. The Wolverines tied Toronto 0-0 in Detroit to finish the year 1-0-1.  
 • U-M enters its 131st year of uninterrupted gridiron action, with 1882 being the only season that the program did not play any varsity games.  
 • The Wolverines are the sixth-oldest football program in NCAA history.

### OLDEST COLLEGE FOOTBALL PROGRAMS

School	Years
Princeton	145
Rutgers	145
Yale	142
Harvard	140
Pennsylvania	138
Michigan	135
Amherst	134
Navy	133

▶ **Devin Gardner** owns 12 200-yard passing games in his collegiate career, tying him for 5th on U-M's all-time list in that category with Jim Harbaugh (1983-86) and Denard Robinson (2009-12). Todd Collins (1991-94) ranks 4th with 14 200-yard passing games, and Tom Brady (1996-99) is 3rd with 15.

▶ **Shane Morris** made his first start of the season and second of his career against Minnesota, completing 7-of-19 passes for 49 yards. Morris has appeared in four games in 2014.

▶ **Shane Morris** became the first Michigan quarterback to make his starting debut in a bowl game, tallying 239 yards of total offense against Kanas State in the 2013 Buffalo Wild Wings Bowl. Morris, who completed 24-of-38 passes for 196 yards and carried the ball four times for 43 yards against the Wildcats, became the third true freshmen quarterback to start a bowl game for the Wolverines. He joined fellow lefty Rick Leach (1976 Orange Bowl) and Chad Henne (2005 Rose Bowl) as the only rookie signal-callers to lead the Wolverines in a bowl game.

## RECEIVERS AND TIGHT ENDS

▶ **Devin Funchess** is tied for 14th on U-M's career 100-yard receiving games list with four.

▶ **Devin Funchess** is 3rd in the Big Ten and tied for 34th in the NCAA in receptions per game with his average of 6.0 per game.

▶ **Devin Funchess** is tied for 6th in the Big Ten and for 60th in the NCAA with four receiving touchdowns this season.

▶ **Devin Funchess** is 5th in the Big Ten with 36 receptions this season.

▶ **Devin Funchess'** 461 receiving yards rank 11th in the Big Ten and 65th in the NCAA.

▶ **Devin Funchess'** average of 76.8 receiving yards per game is 8th in the Big Ten and 45th in the country.

▶ Dating back to 2012, **Devin Funchess** has caught at least one pass in 20 straight games and now ranks 10th among U-M's all-time leaders in consecutive games with a reception, sharing the spot with Anthony Carter. He needs a catch in four more games to reach the 9th spot, currently held by Desmond Howard (24).

▶ **Devin Funchess** posted seven receptions for 69 yards and one touchdown in U-M's 18-13 victory vs. Penn State.

▶ **Devin Funchess'** 43-yard touchdown reception in the first quarter vs. the Nittany Lions is a season long. His career-long catch is 59 yards, which he recorded last season at Penn State.

▶ **Devin Funchess** posted a team-high six receptions for 65 yards in last year's game at Michigan State.

▶ **Devin Funchess** led Michigan in receptions (5) and receiving yards (71) at Rutgers.

▶ **Devin Funchess** paced U-M in catches (4) and receiving yards (37) vs. Minnesota.

▶ **Devin Funchess** led Michigan in catches (4) and receiving yards (82) vs. Utah.

▶ **Devin Funchess** recorded a career-high nine receptions for a game-high 107 yards at Notre Dame.

▶ **Devin Funchess** made his presence felt in Michigan's 52-14 victory vs. Appalachian State, posting seven receptions for 95 yards and a career-high three touchdowns.

▶ Against the Mountaineers, **Devin Funchess** became the third wide receiver in program history to register three touchdown receptions in a season opener.

▶ **Jehu Chesson** has posted at least two receptions in each of the six games he has appeared in this season. He has a catch in eight straight games dating back to last season.

▶ **Jehu Chesson** hauled in three receptions for a career-high 82 yards, including a career-long 58-yard catch, in last year's game at Michigan State.

▶ **Amara Darboh** is averaging a team-high 14.3 yards per catch this season.

▶ **Amara Darboh** posted career highs with six receptions and 88 receiving yards in Michigan's 34-10 victory vs. Miami (Ohio).

▶ **Amara Darboh** recorded his first career touchdown on a 17-yard reception in the first quarter vs. the RedHawks.

▶ **Dennis Norfleet** registered a career-long 24-yard reception in the fourth quarter of U-M's 18-13 victory vs. Penn State. His previous long was 20, which he recorded at Rutgers. Norfleet has posted 11 receptions for 102 yards through seven games.

▶ **Dennis Norfleet** made his first career start vs. Appalachian State and set career highs with three receptions and 30 receiving yards.

▶ Tight end **A.J. Williams** recorded his first reception of the season and second of his career with a seven-yard catch in the second quarter vs. Utah.

▶ **Jake Butt** has posted at least one catch in five straight games.

▶ Seeing his first extensive action of the season, tight end **Jake Butt** hauled in three receptions for 59 yards and one touchdown in Michigan's 34-10 victory vs. Miami (Ohio).

▶ **Jake Butt** recorded the third touchdown catch of his career on a 29-yard pass from Devin Gardner in the third quarter vs. the RedHawks.

▶ **Jake Butt**, who tore his anterior cruciate ligament (ACL) and meniscus in February, made his season debut on the third offensive play vs. Notre Dame.

▶ **Khalid Hill** is expected to miss the rest of the 2014 season after tearing his ACL during practice leading up to Michigan's game vs. Penn State. Hill started four of U-M's first six games this season, hauling in four receptions for 37 yards.

#### **RUNNING BACKS**

▶ **De'Veon Smith's** four rushing TDs this season are tied for 14th in the Big Ten and 86th in the FBS.

▶ **Derrick Green** is expected to miss the rest of the 2014 season after suffering a broken clavicle at Rutgers.

▶ At the time of his injury, **Derrick Green's** 471 rushing yards through six games were 5th in the Big Ten and 37th in the country. Green's 78.5 rushing yards per game were 8th in the Big Ten and 56th in the FBS.

▶ Prior to his injury, **Derrick Green** ranked 9th in the Big Ten and 40th in the NCAA with an average of 5.7 rushing yards per carry.

▶ Prior to his injury, **Derrick Green's** 372 rushing yards at home in 2014 ranked 5th in the Big Ten and 17th in the country.

▶ **Derrick Green** led the Wolverines in rushing yards (74) and carries (12) at Rutgers.

▶ **De'Veon Smith** used a career-high 10 carries to amass 31 rushing yards and one touchdown at Rutgers.

▶ **De'Veon Smith** led Michigan in rushing yards (57) and carries (9) vs. Minnesota.

▶ **Derrick Green** rushed for 137 yards and a career-high two touchdowns on a career-high 22 carries in U-M's 34-10 victory vs. Miami (Ohio).

▶ **Derrick Green** posted his first multi-touchdown performance against the RedHawks and upped his career touchdown total to five.

▶ **Derrick Green** recorded 100-yard rushing performances in two of Michigan's first six games this season.

#### **2014 SCHEDULE NOTES**

▶ Michigan is one of three schools in the Big Ten and one of nine nationally in a power-five conference that does not play an FCS opponent this season.

▶ For the first time in program history, Michigan will play Notre Dame, Michigan State and Ohio State all on the road in the same season.

▶ This is the first time since 1966 that Michigan will play Michigan State and Ohio State on the road. It's the sixth time that U-M will play both teams on the road in the same season: 1948, 1958, 1960, 1962, 1964 and 1966.

▶ 2014 marks the first time in the history of the Michigan-Michigan State series that the Wolverines have played consecutive road games in East Lansing.

▶ Three of Michigan's 12 regular-season opponents posted at least nine victories in 2013 -- Michigan State (13-1), Ohio State (12-2) and Notre Dame (9-4).

▶ Six of the Wolverines' 12 regular-season opponents received bowl bids in 2013, while compiling a 55-25 record (.688 winning percentage).

▶ U-M is scheduled to face three teams ranked in the AP preseason Top 25, tied for the 3rd-highest total among Big Ten programs.

## 2014 MICHIGAN RECORD WHEN...

Overall: ..... 3-4  
 At Home: ..... 3-2  
 On the Road: ..... 0-2  
 Neutral: ..... 0-0

By Month:  
 August: ..... 1-0  
 September: ..... 1-3  
 October: ..... 1-1  
 November: ..... 0-0  
 December: ..... 0-0  
 January: ..... 0-0

When Scoring First: ..... 2-3  
 When Opponent Scored First: ..... 1-1  
 When Scoring 20 or More Points: ..... 2-1  
 When Scoring Less Than 20 Points: ..... 1-3  
 When Leading at the Half: ..... 2-0  
 When Trailing at the Half: ..... 1-4  
 When Tied at the Half: ..... 0-0  
 When Leading after 3 Quarters: ..... 2-0  
 When Trailing after 3 Quarters: ..... 0-4  
 When Tied after 3 Quarters: ..... 1-0  
 In Overtime: ..... 0-0  
 When Outrushing the Opponent: ..... 3-3  
 With 35 or More Rushing Attempts: ..... 2-3  
 With Less Than 30 Passing Attempts: ..... 3-2  
 When Leading in Time of Possession: ..... 2-2  
 When Trailing in Time of Possession: ..... 1-2

On Turf: ..... 3-4  
 On Grass: ..... 0-0

When Leading in Takeaway/Turnover Ratio: ..... 0-0  
 When Even in Takeaway/Turnover Ratio: ..... 1-0  
 When Trailing in Takeaway/Turnover Ratio: ..... 2-4  
 With an Individual 100-Yard Rusher: ..... 2-0  
 With an Individual 200-Yard Passer: ..... 0-0  
 With an Individual 250-Yard Passer: ..... 0-0  
 With an Individual 100-Yard Receiver: ..... 0-1  
 With an Individual Opponent 100-Yard Rusher: ..... 1-1  
 With an Individual Opponent 200-Yard Passer: ..... 0-2  
 With an Individual Opponent 250-Yard Passer: ..... 0-1  
 With an Individual Opponent 100-Yard Receiver: ..... 0-0

▶ **Derrick Green** rushed for 59 yards on 14 carries and hauled in two receptions for 26 yards vs. Utah.

▶ **Derrick Green** recorded his first career catch, a 14-yard gain, in the third quarter vs. the Utes. He added another 12-yard reception in the fourth quarter.

▶ **Derrick Green** and **De'Veon Smith** each recorded their first career 100-yard rushing performances in Michigan's 52-14 victory vs. Appalachian State.

▶ **Derrick Green** rushed for 170 yards and one touchdown on 15 carries vs. the Mountaineers. His previous single-game high was 84 yards, which he recorded last season at Northwestern.

▶ **De'Veon Smith** posted 115 rushing yards and the first two touchdowns of his career on eight carries vs. Appalachian State. His previous career best was 57 rushing yards, which he tallied last season vs. Ohio State.

▶ For the 38th time in program history U-M boasted two or more 100-yard rushers in a single game vs. Appalachian State, the first time two Wolverine running backs topped 100 yards in the same game since Carlos Brown (132) and Brandon Minor (157) vs. Minnesota on Oct. 27, 2007.

▶ **De'Veon Smith, Derrick Green** and **Drake Johnson** posted career-long rushes in Michigan's season opener vs. Appalachian State. Smith ran for 61 yards in the second quarter, Green recorded a 62-yard run in the third quarter and Johnson registered a 27-yard run in the fourth quarter.

### OFFENSIVE LINE

▶ Michigan broke the school's single-game total offense yards-per-play record in the season-opening victory vs. Appalachian State with an average of 10.18 yards per play, breaking the previous standard of 9.05 yards per play set in 1996 vs. Minnesota and matched in 2013 vs. Indiana.

▶ Michigan broke the program's single-game rushing average record in the season-opening win vs. Appalachian State. The Wolverines averaged 9.72 yards per carry, gaining 350 yards on 36 attempts, to break the previous record of 9.23 yards per carry set in 1992 vs. Iowa.

▶ **Mason Cole, Jack Miller, Graham Glasgow** and **Ben Braden** have started the last six games along the offensive line for Michigan.

▶ Against Appalachian State, left tackle **Mason Cole** became the first true freshman in Michigan history to start a season opener on the offensive line.

▶ **Mason Cole** is the second true freshman in program history to start a game at tackle and sixth true freshman to start a game on the offensive line, joining Bubba Paris (1978), Tom Dixon (1980), Dean Dingman (1987), Justin Boren (2006) and Kyle Bosch (2013).

▶ The Michigan offensive line paved the way for Wolverine ball carriers to amass 350 rushing yards (program-record 9.7 yards per carry) vs. Appalachian State, the first time Michigan rushed for at least 350 yards in a game since totaling 353 yards on the ground vs. Illinois on Oct. 13, 2012.

▶ Junior offensive lineman **Graham Glasgow** made his first start of the season at Notre Dame. Glasgow, who made nine starts at center and four starts at left guard last season, started at right guard against the Fighting Irish and vs. Miami (Ohio).

▶ Sophomore right tackle **Ben Braden** made his first collegiate start against Appalachian State.

▶ **David Dawson, Chris Fox** and **Logan Tuley-Tillman** made their collegiate debuts in the season opener.

### DEFENSIVE LINE

▶ The Wolverines posted six sacks in their 18-13 win vs. Penn State, the program's most since Aug. 30, 2008, vs. Utah.

▶ Michigan has held its opponents to fewer than 100 rushing yards in five of seven games this season.

▶ **Frank Clark** posted 2.0 TFLs, including 1.0 sack, in the 18-13 win vs. Penn State. Clark has recorded a tackle for loss in six of seven games this season and has recorded a sack in three of the last four games.

▶ **Frank Clark's** 8.5 tackles for loss this season are 5th in the Big Ten and tied for 39th in the nation.

▶ **Frank Clark** has notched 15.5 TFLs over Michigan's last 16 games.

▶ **Frank Clark** registered nine tackles and a team-leading 2.5 tackles-for-loss in last season's game at Michigan State.

▶ **Brennen Beyer** registered a career-high 2.0 sacks vs. the Nittany Lions. His previous game high was one (recorded four times previously).

▶ **Brennen Beyer** is tied for 8th in the Big Ten with career-high tying 4.0 sacks in 2014.

▶ **Bryan Mone** and **Chris Wormley** each made their first collegiate start vs. Penn State.

▶ **Willie Henry** has notched a sack in two of his last three games.

▶ **Mario Ojemudia** has recorded a sack in two of Michigan's last three games.

▶ **Taco Charlton** made his first collegiate start at Rutgers. Charlton finished the game with two tackles for loss, including his second full sack of the season in the third quarter. He has posted a TFL in two of his last three games and four of seven contests this season.

▶ **Ryan Glasgow** set two new career highs with five tackles and 1.0 TFL vs. Minnesota. His previous high for tackles was three vs. Utah (Sept. 20, 2014).

▶ **Chris Wormley** posted his first TFL of the season for a loss of three yards in the first quarter vs. the Gophers.

▶ **Frank Clark** posted 2.5 tackles for loss vs. Utah, including his first sack of the season.

▶ **Willie Henry** recorded his first interception and first touchdown of his career on the same play in the second quarter vs. Utah. It was Michigan's first interception for a touchdown since **Brennen Beyer** scored at Iowa last season.

▶ **Mario Ojemudia** posted a career-high 2.5 TFLs vs. the Utes and matched a career-best with four total tackles vs. Utah.

▶ **Maurice Hurst Jr.** recorded his first career TFL at Notre Dame.

▶ **Bryan Mone** posted a career-high three tackles at the Fighting Irish.

▶ **Taco Charlton** recorded his first career sack, for an eight-yard loss, in the second quarter of the 52-14 victory vs. Appalachian State.

▶ **Chris Wormley** tallied his first sack of the season in the second quarter of U-M's season-opening victory vs. Appalachian State. He owns 4.5 sacks for his career.

▶ **Ryan Glasgow** made his first collegiate start vs. Appalachian State, while defensive linemen **Maurice Hurst Jr.**, **Bryan Mone**, **Henry Poggi** and **Alex Mitropoulos-Rundus** made their collegiate debuts against the Mountaineers.

#### LINEBACKERS

▶ **Jake Ryan** notched team highs in total tackles (10) and TFLs (3.0) in Michigan's 18-13 win vs. Penn State.

▶ After posting three tackles for loss against the Nittany Lions, **Jake Ryan** (40.5 TFLs) surpassed James Hall (40, 1996-99) for 9th on Michigan's all-time career TFL list.

▶ **Jake Ryan** leads U-M in tackles (56) and TFLs (9.0) through seven games. Ryan's 9.0 TFLs are tied for 3rd in the Big Ten and 26th in the nation.

▶ **Jake Ryan** is 11th in the Big Ten and tied for 88th in the nation in tackles per game with his average of 8.0.

#### TOP PERFORMANCES VS. MICHIGAN STATE

##### **Rushing Attempts**

51, Chris Perry, 2003  
39, Butch Woolfolk, 1981  
37, Tshimanga Biakabutuka, 1995  
36, Mike Hart, 2005  
32, B.J. Askeew, 2002  
32, Mike Hart, 2004

##### **Rushing Yards**

253, Butch Woolfolk, 1981  
224, Mike Hart, 2004  
219, Chris Perry, 2003  
218, Mike Hart, 2005  
191, Tshimanga Biakabutuka, 1995  
180, Rob Lytle, 1976  
175, Anthony Thomas, 2000

##### **Rushing Touchdowns**

3, Harlan Huckleby, 1976  
3, Billy Taylor, 1970  
2, Many tied  
Last: Brandon Minor, 2008

##### **Receptions**

11, Braylon Edwards, 2004  
10, David Terrell, 1999  
10, Jason Avant, 2005  
9, Jay Riemersma, 1995  
9, Jim Mandich, 1969  
9, Jack Clancy, 1966  
9, Marquise Walker, 2001

##### **Receiving Yards**

189, Braylon Edwards, 2004  
150, Marquise Walker, 2001  
140, Desmond Howard, 1990  
129, Mario Manningham, 2007  
125, Marcus Knight, 1999  
125, Jim Mandich, 1968

##### **Receiving Touchdowns**

3, Braylon Edwards, 2004  
2, Mario Manningham, 2007  
2, Mario Manningham, 2006  
2, Braylon Edwards, 2003  
2, Ronald Bellamy, 2002  
2, Marquise Walker, 2001  
2, Jerame Tuman, 1996  
2, Desmond Howard, 1991  
2, Derrick Alexander, 1990  
2, Eric Kattus, 1985

##### **Passing Attempts**

47, Dick Vidmer, 1966  
41, Tom Brady, 1999  
37, Drew Henson, 2000  
35, Don Moorhead, 1969  
35, Chad Henne, 2004  
35, Chad Henne, 2005

##### **Passing Completions**

30, Tom Brady, 1999  
26, Chad Henne, 2005  
24, Chad Henne, 2004  
18, Chad Henne, 2007  
18, Dick Vidmer, 1966  
17, Six Times  
Last: Denard Robinson, 2010

##### **Passing Yards**

285, Tom Brady, 1999  
273, Chad Henne, 2004  
256, Chad Henne, 2005  
229, John Navarre, 2002  
223, John Navarre, 2003  
223, Tate Forcier, 2009

##### **Passing Touchdowns**

4, Chad Henne, 2007  
4, Chad Henne, 2004  
4, Scott Dreisbach, 1996  
3, Chad Henne, 2006  
3, Chad Henne, 2005  
3, John Navarre, 2003  
3, John Navarre, 2002  
3, John Navarre, 2001  
3, Elvis Grbac, 1991

##### **TEAM BESTS**

**Rushing Attempts:** 71, 1972  
**Rushing Yards:** 442, 1976  
**Passing Attempts:** 53, 1999  
**Passing Completions:** 36, 1999  
**Passing Yards:** 396, 1999  
**Total Offense:** 560, 1994

## U-M CAREER FUMBLE RETURN YARDS

1. Courtney Avery	89	2010-13
2. Leon Hall	82	2003-05
3. Cam Gordon	58	2010-13
4. LaMarr Woodley	54	2003-06
5. Tommy Hendricks	33	1996-98
6. Brandon Herron	29	2008-11
7. Corwin Brown	24	1989-92
<b>Frank Clark</b>	<b>24</b>	<b>2011-</b>

## U-M CAREER TACKLES FOR LOSS

1. Mark Messner	70.0	1985-88
2. Brandon Graham	56.0	2006-09
3. LaMarr Woodley	52.5	2003-06
4. Curtis Greer	48.0	1976-79
5. Victor Hobson	47.0	1999-2002
6. Glen Steele	45.0	1994-97
7. Larry Foote	44.0	1998-2001
8. Shawn Crable	43.0	2004-07
<b>9. Jake Ryan</b>	<b>40.5</b>	<b>2011-</b>

## U-M CAREER TACKLES FOR LOSS YARDS

1. Mark Messner	376	1985-88
2. LaMarr Woodley	286	2003-06
3. Brandon Graham	281	2006-09
4. Jason Horn	236	1992-95
5. Curtis Greer	234	1976-79
6. Chris Hutchinson	221	1989-92
James Hall	221	1996-99
8. Glen Steele	199	1994-97
9. Robert Thompson	184	1979-82
10. Mike Hammerstein	176	1981-85
11. Trent Zenkewicz	170	1992-95
12. Ron Simpkins	168	1976-79
<b>13. Jake Ryan</b>	<b>161</b>	<b>2011-</b>

## U-M CAREER FORCED FUMBLES

1. LaMarr Woodley	10	2003-06
2. Brandon Graham	7	2006-09
3. Henry Hill	6	1968-70
Mike Taylor	6	1969-71
Shawn Crable	6	2004-07
Jordan Kovacs	6	2009-11
<b>7. Jake Ryan</b>	<b>5</b>	<b>2011-</b>
Ernest Shazor	5	2002-04
Marlin Jackson	5	2001-04

▶ **Jake Ryan** is 5th in the Big Ten and tied for 33rd in the NCAA in TFLs per game (1.3).

▶ Dating back to 2011, **Jake Ryan** has recorded a tackle for loss in 30 of his last 38 games.

▶ **Joe Bolden** has posted 51 tackles through seven games. He is 17th in the Big Ten in tackles per game (7.3 avg.).

▶ **Mike McCray** recorded the first TFL of his career for two yards on Penn State's attempted fake punt in the third quarter.

▶ **Ben Gedeon** posted his second career sack in the first quarter vs. the Nittany Lions, resulting in a loss of seven yards.

▶ **Joe Bolden** tied a career high by posting a team-best 10 tackles at Rutgers. It marked Bolden's fourth career double-digit tackle effort.

▶ **Jake Ryan** paced Michigan with a career-high 13 tackles vs. Utah. It marked Ryan's fifth career double-digit tackle game, and bettered his previous career high of 11 tackles, which he registered most recently at Notre Dame earlier this season.

▶ **Jake Ryan** notched a team-high 3.0 tackles for loss against the Utes, including his first sack of the season. He owns 8.5 career sacks.

▶ **James Ross III** posted his first TFL of the season vs. Utah.

▶ **Joe Bolden** (seven) and **Jake Ryan** (six) combined to record 13 tackles in Michigan's 34-10 victory vs. Miami (Ohio).

## SECONDARY

▶ **Jourdan Lewis** notched an interception in Michigan's 18-13 win vs. Penn State. Lewis is tied for 4th in the Big Ten with two interceptions this season.

▶ **Jourdan Lewis** is tied for 16th in the Big Ten with four pass breakups this season.

▶ **Raymon Taylor** has a pass breakup in three straight games. He owns 13 career PBU's.

▶ **Raymon Taylor** posted a career-best 12 tackles, one interception and one pass breakup in last year's game at Michigan State.

▶ **Dymonte Thomas** made his first collegiate start vs. the Nittany Lions.

▶ **Jarrod Wilson** set a new career high with nine tackles vs. Minnesota. His previous career high was six tackles vs. Akron in 2013.

▶ **Jourdan Lewis** notched a career-high two pass breakups vs. Utah. He also tied a career-best with five tackles vs. the Utes.

▶ **Jourdan Lewis** has registered at least one pass breakup in three of Michigan's first seven games.

▶ **Jourdan Lewis** grabbed his first career interception in the first quarter of Michigan's 34-10 victory vs. Miami (Ohio).

▶ **Jourdan Lewis** made his first collegiate start vs. the RedHawks.

▶ **Jabrill Peppers** matched his career high with three tackles vs. Utah.

▶ **Dymonte Thomas** posted the first forced fumble of his career vs. Miami (Ohio).

▶ **Delonte Hollowell** made his first career start at Notre Dame, finishing the game with a career-high six tackles, including his first career tackle for loss.

▶ Michigan allowed only 127 passing yards in the season opener vs. Appalachian State. U-M limited the Mountaineers to only 11 passing yards in the first half of the season opener.

▶ **Jeremy Clark** and **Jabrill Peppers** earned their first collegiate starts vs. Appalachian State. Clark finished with three tackles and one pass breakup, while Peppers recorded two tackles in his first game as a Wolverine.



► **Dymonte Thomas** notched a career-high five tackles, all solo stops, in the season opener vs. the Mountaineers. Thomas recorded five solo tackles during his freshman campaign in 2013.

#### SPECIAL TEAMS

► After registering 52 kickoff return yards in U-M's 18-13 victory vs. Penn State, **Dennis Norfleet** upped his career kick-return yardage to 2,029 to establish a new Michigan school record in the category, surpassing Steve Breaston's previous school record of 1,993 yards. Norfleet also holds the program record with 86 career kickoff returns.

► **Dennis Norfleet** (2,029) is in 7th place among the Big Ten's all-time leaders in kickoff return yards, passing Indiana's Marcus Thigpen (2,009, 2005-08). He needs 59 more to reach the sixth spot, currently held by Indiana's Derin Graham (2,088, 1998-2000).

► **Will Hagerup's** average of 44.9 yards per punt is 3rd in the Big Ten and 16th in the country.

► **Will Hagerup** is 10th among U-M's all-time leaders in career punting yards (5,316 yards). He needs six more yards to reach the 9th spot, currently held by Chris Stapleton (5,322, 1989-93).

► **Will Hagerup** posted a career-best 400 punt yards on eight punts against Minnesota. His previous high was 353, recorded against Alabama in 2012. His effort vs. the Gophers tied for the 6th most in Michigan program history, matching Hayden Epstein's performance against UCLA on Sept. 16, 2000.

► **Will Hagerup** has booted 30 punts for 2,011 yards (44.9 avg.) this season. Nine of his 30 punts have landed inside the 20.

► **Matt Wile**, who has appeared in 45 contests, has made 10-of-16 career field goals with a long of 52 yards against South Carolina in the 2013 Outback Bowl.

► **Matt Wile** is tied for 4th on Michigan's single-season list of 40+-yard field goals made with four. The school record is seven, held by Ali Haji-Sheikh from 1982.

► **Matt Wile** is tied for 8th on Michigan's all-time career list of 40+-yard field goals made with seven. The school record is 13, held by Mike Gillette (1985-88) and Garrett Rivas (2003-06).

► **Matt Wile** recorded a career-best three field goals, coming from 45, 42 and 37 yards, in Michigan's 18-13 victory vs. Penn State. It marked just his third career game with multiple field goals. His 45-yarder in the second quarter vs. the Nittany Lions was a season long.

► **Matt Wile** converted a 49-yard field goal on the opening possession of last year's game at Michigan State.

► **Matt Wile** has recorded a field goal of 39 or more yards in four of U-M's last five games. He has also connected on seven of his last eight field goals overall.

► Michigan was one of eight teams in the NCAA to block a punt in week one and is one of 31 teams in the nation with at least one punt block this year. Redshirt freshman **Mike McCray** blocked an Appalachian State punt in the second quarter that sophomore **Ben Gedeon** returned 32 yards for a touchdown.

#### U-M HIGHEST AVERAGE PER PUNT

##### Season (Min. 30 punts)

1.	<b>Will Hagerup</b>	<b>45.03</b>	<b>2012</b>
2.	<b>Will Hagerup</b>	<b>44.9</b>	<b>2014</b>
3.	Zoltan Mesko	44.46	2009
4.	<b>Will Hagerup</b>	<b>43.64</b>	<b>2010</b>
5.	Monte Robbins	43.63	1984
6.	Monte Robbins	43.62	1986
7.	Monte Robbins	43.51	1987
8.	Don Bracken	43.34	1981
9.	Adam Finley	43.00	2004
10.	Zoltan Mesko	42.95	2008
11.	Don Bracken	42.67	1980
12.	Adam Finley	42.20	2002
13.	Zoltan Mesko	41.58	2006
14.	Paul Staroba	41.48	1970
15.	Chris Stapleton	41.47	1993

#### U-M HIGHEST AVERAGE PER PUNT

##### Career (Min. 75 punts)

1.	Monte Robbins	42.8	1984-87
2.	<b>Will Hagerup</b>	<b>42.5</b>	<b>2010-</b>
	Zoltan Mesko	42.5	2006-09
4.	Adam Finley	41.9	2001-04
5.	Don Bracken	40.8	1980-83
6.	Chris Stapleton	40.3	1989-93
7.	<b>Matt Wile</b>	<b>40.2</b>	<b>2011-</b>
8.	Hayden Epstein	39.9	1998-2001
9.	John Anderson	39.5	1974-77
10.	Barry Dotzauer	39.2	1971-73

#### MOST KICKOFF RETURN YARDS - CAREER

1.	<b>Dennis Norfleet</b>	<b>2,029</b>	<b>2012-</b>
2.	Steve Breaston	1,993	2003-06
3.	Anthony Carter	1,606	1979-82
4.	Darryl Stonum	1,538	2008-10
5.	Desmond Howard	1,211	1989-91
6.	Martavious Odoms	1,174	2008-11
7.	Jamie Morris	1,052	1984-87
8.	Mercury Hayes	999	1992-95
9.	Jeremy LeSueur	772	2000-03
10.	Anthony Thomas	720	1997-99

#### MOST KICKOFF RETURNS - CAREER

1.	<b>Dennis Norfleet</b>	<b>86</b>	<b>2012-</b>
2.	Steve Breaston	81	2003-06
3.	Anthony Carter	63	1979-82
4.	Darryl Stonum	62	2008-10
5.	Martavious Odoms	54	2008-11
6.	Mercury Hayes	53	1992-95
7.	Jamie Morris	52	1984-87
8.	Desmond Howard	45	1989-91
9.	Ron Johnson	40	1966-68
10.	Jeremy LeSueur	35	2000-03

## 2014 BIG TEN FOOTBALL STANDINGS

### EAST DIVISION

TEAM	BIG TEN	OVERALL
Michigan State	3-0	6-1
Ohio State	2-0	5-1
Maryland	2-1	5-2
<b>Michigan</b>	<b>1-2</b>	<b>3-4</b>
Penn State	1-2	4-2
Rutgers	1-2	5-2
Indiana	0-3	3-4

### WEST DIVISION

TEAM	BIG TEN	OVERALL
Minnesota	3-0	6-1
Nebraska	2-1	6-1
Iowa	2-1	5-2
Northwestern	2-2	3-4
Wisconsin	1-1	4-2
Purdue	1-3	3-5
Illinois	0-3	3-4

## Michigan State Schedule (6-1, 3-0 Big Ten)

<b>August</b>	
29	vs. Jacksonville State..... W, 45-7
<b>September</b>	
6	at Oregon..... L, 46-27
20	vs. Eastern Michigan..... W, 73-14
27	vs. Wyoming..... W, 56-14
<b>October</b>	
4	vs. Nebraska*..... W, 27-22
11	at Purdue*..... W, 45-31
18	at Indiana*..... W, 56-17
25	vs. Michigan*..... 3:30 p.m. ET
<b>November</b>	
8	vs. Ohio State*..... 8:00 p.m. ET
15	at Maryland*..... 8:00 p.m. ET
22	vs. Rutgers*..... TBA
29	at Penn State*..... TBA

## THE PAUL BUNYAN TROPHY

The annual Michigan-Michigan State game gives the winner state bragging rights, an inside track to a bowl game, and last, but certainly not least, ownership of the mammoth Paul Bunyan Trophy. The four-foot wooden statue, donated by then-Governor G. Mennen Williams in 1953, portrays the legendary figure astride an axe with feet planted on a map of the state of Michigan. Two flags—one with the Michigan 'M' and the other with the Michigan State 'S'—are planted on either side of Bunyan.

Since the battle for the trophy began in 1953 with Michigan State's inception into the Big Ten Conference, Michigan holds a 35-24 edge with two ties. Since 1970, Michigan has won 31 of the 44 games played between the two schools.

The first game for the Paul Bunyan Trophy was a disputed one for the Wolverines, who said before the Michigan State game that they would refuse the trophy if they won. However, Michigan State won the initial contest 14-6 in East Lansing. In 1954, Michigan was glad to take the trophy back when it defeated Michigan State 33-7 in Ann Arbor.

### Paul Bunyan Trophy Records:

Overall Record:	Michigan Leads 35-24-2
Most Consecutive Wins:	Michigan 8 (1970-77)
	Michigan St. 4 (1959-62, 2008-11)
Most Points Scored:	Michigan 49 (2002)
	Michigan St. 37 (2004)

## MICHIGAN VS. MICHIGAN STATE

### MICHIGAN LEADS ALL-TIME SERIES 68-33-5

H: 49-20-3 / A: 19-13-2 / N: 0-0

YEAR	W/L	SCORE	SITE	RANK
1898	W	39-0	H	
1902	W	119-0	H	
1907	W	46-0	H	
1908	T	0-0	A	
1910	W	6-3	H	
1911	W	15-3	A	
1912	W	55-7	H	
1913	L	7-12	H	
1914	W	3-0	A	
1915	L	0-24	H	
1916	W	9-0	H	
1917	W	27-0	H	
1918	W	21-6	H	
1919	W	26-0	H	
1920	W	35-0	H	
1921	W	30-0	H	
1922	W	63-0	H	
1923	W	37-0	H	
1924	W	7-0	A	
1925	W	39-0	H	
1926	W	55-3	H	
1927	W	21-0	H	
1928	W	3-0	H	
1929	W	17-0	H	
1930	T	0-0	H	
1931	T	0-0	H	
1932	W	26-0	H	
1933	W	20-6	H	
1934	L	0-16	H	
1935	L	6-25	H	
1936	L	7-21	H	
1937	L	14-19	H	
1938	W	14-0	H	
1939	W	26-13	H	
1940	W	21-14	H	
1941	W	19-7	H	
1942	W	20-0	H	
1945	W	40-0	H	
1946	W	55-7	H	11/-
1947	W	55-0	H	
1948	W	13-7	A	
1949	W	7-3	H	
1950	L	7-14	H	3/19
1951	L	0-25	H	17/2
1952	L	13-27	H	-/1
1953	L	6-14	A	-/4
1954	W	33-7	H	
1955	W	14-7	H	2/-
1956	L	0-9	H	5/2
1957	L	6-35	H	6/2
1958	T	12-12	A	16/4
1959	L	8-34	H	
1960	L	17-24	A	
1961	L	0-28	H	6/5
1962	L	0-28	A	
1963	T	7-7	H	
1964	W	17-10	A	7/t-9
1965	L	7-24	H	-/5
1966	L	7-20	A	-/1
1967	L	0-34	H	
1968	W	28-14	H	-/12
1969	L	12-23	A	13/-
1970	W	34-20	H	6/-
1971	W	24-13	A	2/-
1972	W	10-0	H	5/-
1973	W	31-0	A	5/-
1974	W	21-7	H	4/-
1975	W	16-6	A	8/15
1976	W	42-10	H	1/-
1977	W	24-14	A	3/-
1978	L	15-24	H	5/-
1979	W	21-7	A	11/16
1980	W	27-23	H	

1981	W	38-20	A	6/-
1982	W	31-17	H	
1983	W	42-0	A	14/-
1984	L	7-19	H	13/-
1985	W	31-0	A	3/-
1986	W	27-6	H	4/-
1987	L	11-17	A	12/-
1988	W	17-3	H	17/-
1989	W	10-7	A	5/21
1990	L	27-28	H	1/-
1991	W	45-28	A	5/-
1992	W	35-10	H	3/-
1993	L	7-17	A	9/-
1994	W	40-20	H	7/-
1995	L	25-28	A	7/-
1996	W	45-29	H	9/-
1997	W	23-7	A	5/15
1998	W	29-17	H	
1999	L	31-34	A	3/11
2000	W	14-0	H	16/-
2001	L	24-26	A	6/-
2002	W	49-3	H	15/-
2003	W	27-20	A	11/9
2004	W-3OT	45-37	H	12/-
2005	W-OT	34-31	A	-/11
2006	W	31-13	H	6/-
2007	W	28-24	A	15/-
2008	L	21-35	H	
2009	L-OT	20-26	A	22/-
2010	L	17-34	H	18/17
2011	L	14-28	A	11/23
2012	W	12-10	H	23/--
2013	L	6-29	A	23/24

## MICHIGAN-MICHIGAN STATE SERIES INFORMATION

**Series Record:** 68-33-5

**Michigan Points:** 2,335

**Michigan State Points:** 1,339

**Record at Ann Arbor:** U-M leads 49-20-3

**Record at Michigan Stadium:** U-M leads 34-18-3

**Record at Michigan St.:** U-M leads 19-13-2

**Record at Spartan Stadium:** U-M leads 17-13-1

**Games decided by 3 pts. or Less:** U-M leads 6-3-5

**Games decided by 7 pts. or Less:** U-M leads 14-9-5

**Longest Michigan Winning Streak:** 14 (1916-29)

**Longest Michigan Losing Streak:** 4 (1934-37, 1950-53, 1959-62, 2008-11)

**Current Michigan Streak:** Lost 1

**Last 10 Games:** Tied 5-5

**Biggest Michigan Win:** 119-0 (1902)

**Biggest Michigan Loss:** 0-34 (1967)

**Last Michigan Home Win:** 2012 (Last game)

**Last Michigan Road Win:** 2007 (U-M is 0-3 since)

**Last Michigan St. Home Win:** 2013 (Last game)

**Last Michigan St. Road Win:** 2010

## This Week in the Big Ten

(All Times Eastern)

Oct. 25

Minnesota at Illinois, Noon (ESPN)

Maryland at Wisconsin, Noon (BTN)

Rutgers at Nebraska, Noon (ESPN)

**Michigan at Michigan State, 3:30 p.m. (ABC)**

Ohio State at Penn State, 8 p.m. (ABC)



**Michigan Stadium -- 1927- Present (88th Year)**

The football program is in its 88th season in the "Big House" in 2014 with an all-time record of 406-124-15 at Michigan Stadium. The largest college football stadium in the country, it was completed in 1927 at a cost of \$950,000, initially seating 72,000 fans. Michigan won the first game played at Michigan Stadium by defeating Ohio Wesleyan 33-0 on Oct. 1, 1927. The stadium was officially dedicated on Oct. 22, 1927, with a 21-0 shutout over Ohio State.

Since that inaugural season, the capacity of Michigan Stadium has increased nine times to its present 109,901. The Wolverines have led the nation in attendance 38 times in the past 39 years and reestablished the NCAA single-game attendance record at 115,109 fans against Notre Dame in the second night game ever in Michigan Stadium in 2013. The previous mark was 114,804 fans against Notre Dame during the first night game at Michigan Stadium in 2011.

Michigan has drawn crowds of 100,000-plus for 256 consecutive games. On football Saturdays in Ann Arbor, Michigan Stadium ranks as the fourth-largest "city" in the state of Michigan.

The Wolverines drew 781,144 fans for their seven-game home schedule in 2013. The seven-game average of 111,592 ranked No. 1 in the FBS.

Michigan Stadium was the first college-owned football facility with a video scoreboard above both end zones. It was also the first stadium to use electronic scoreboards for official time when, in 1930, two were installed.

**CAPACITY:** 109,901 -- the largest college-owned structure of its kind designed solely for football -- closer to the playing field with no running track -- no posts or other obstructions.

**COMPLETION:** 1927 --- at a cost in excess of \$950,000 to seat 72,000 spectators. Capacity raised to 84,401 by addition of temporary wooden bleachers until 1949 when permanent steel stands replaced the wooden bleachers, increasing the capacity to 97,239. Seating capacity then raised to 101,001 in 1956, 101,701 in 1973, 102,501 in 1992 and 107,501 in 1998.

**FIRST GAME:** October 1, 1927 -- Michigan, led by captain Bennie Oosterbaan, defeated Ohio Wesleyan 33-0. LaVerne (Kip) Taylor, Michigan end, scored first in the stadium on a 28-yard pass from halfback Louis Gilbert.

**DEDICATION GAME:** October 22, 1927 -- Michigan defeated Ohio State 21-0.

**REDEDICATION GAME:** September 4, 2010 -- Michigan defeated Connecticut 30-10.

**ATTENDANCE:** Since 1927 -- 46,493,237 fans have watched the Wolverines play 543 games. The single-game attendance record is 115,109 set against Notre Dame on Sept. 7, 2013. The NCAA season record of 897,431 was set in 2011.

**FIELD:** 360 x 160 feet -- Installed new FieldTurf in 2010. The original FieldTurf surface was installed in 2003, returning Michigan to an artificial surface for the first time since the 1990 season. Installed Prescription Athletic Turf in 1991, giving Michigan its first natural grass field since 1968. Field was also lowered 3-1/2 feet allowing better sightlines for those seated in the lower rows.

**Michigan Stadium Milestone Games**

No.	Date	Opponent	Result	Score
1	Oct. 1, 1927	Ohio Wesleyan	W	33-0
50	Nov. 2, 1935	Pennsylvania	W	16-6
100	Sept. 15, 1945	Great Lakes	W	27-2
200	Oct. 14, 1961	Michigan State	L	0-28
250	Oct. 11, 1969	Purdue	W	31-20
300	Sept. 24, 1977	Navy	W	14-7
400	Sept. 11, 1993	Notre Dame	L	23-27
500	Sept. 27, 2008	Wisconsin	W	27-25

**Michigan Stadium Milestone Wins**

No.	Date	Opponent	Score
1	Oct. 1, 1927	Ohio Wesleyan	33-0
50	Sept. 27, 1941	Michigan State	19-7
100	Oct. 11, 1952	Indiana	28-13
200	Oct. 18, 1975	Northwestern	69-0
250	Oct. 27, 1984	Illinois	26-18
300	Aug. 26, 1995	Virginia	18-17
350	Oct. 25, 2003	Purdue	31-3
400	Sept. 7, 2013	Notre Dame	41-30

**University of Michigan Home Stadiums**

Stadium	Years	Games	Win	Loss	Tie	Capacity (Yr)
Ann Arbor Sites .....	1883-1892	18	17	1	0	
Regents Field.....	1893-1905	92	87	2	3	400 (1893) 800 (1896)
Ferry Field .....	1906-1926	104	88	14	2	18,000 (1906) 25,000 (1914) 40,000 (1921) 46,000 (1926)
Michigan Stadium.....	1927-	543	406	124	15	72,000 (1927) 84,401 (1927) 85,753 (1928) 97,239 (1949) 101,001 (1956) 101,701 (1973) 102,501 (1992) 107,501 (1998) 106,201 (2008) 109,901 (2010)
<b>Total Ann Arbor Record</b>		<b>756</b>	<b>598</b>	<b>141</b>	<b>20</b>	
In Detroit	1879-1901	18	12	5	1	
<b>Total Home Record</b>		<b>774</b>	<b>610</b>	<b>146</b>	<b>21</b>	

**100,000-Plus Crowds at Michigan Stadium**

The football program has played 256 consecutive home games in front of crowds in excess of 100,000. The last time Michigan did not have 100,000 in attendance in Michigan Stadium was on Oct. 25, 1975 vs. Indiana. A crowd of 93,857 was on hand for the 55-7 Michigan victory.

Since then, Michigan has set numerous NCAA attendance marks and the Wolverines have led the nation for 38 of the past 39 seasons in attendance.

**J. Ira and Nicki Harris Family Head Football Coach Brady Hoke**



**Conference Championships**

MAC WEST (2007, 2008)

**Coach of the Year Honors**

National - Maxwell Football Club (2011)

Big Ten - Hayes-Schembechler (Coaches - 2011)

Big Ten - Dave McClain (Media - 2011, Media)

MWC (2010)

AFCFA FBS Region 3 (2008)

MAC (2008)

**At a Glance**

Born: November 3, 1958 in Kettering, Ohio

High School: Fairmont East (1977)

College: Ball State, B.S., 1982

Wife: Laura

Daughter: Kelly

Brady Hoke was named the 19th head coach in University of Michigan football history on Jan. 11, 2011. A former assistant coach at U-M (1995-2002), Hoke has guided the Wolverines to a 29-17 record (16-11 Big Ten) in his first four seasons as head coach of Michigan. Hoke led the Wolverines to an 11-2 record (6-2 Big Ten) and Allstate Sugar Bowl victory in his first season at the helm, while U-M finished the 2012 season with an 8-5 (6-2 Big Ten) mark following a bid to the Outback Bowl. The Wolverines went 7-6 in 2013 and made an appearance in the 2013 Buffalo Wild Wings Bowl.

Hoke had previous head coaching stints at San Diego State from 2009-10, where he earned a 13-12 record, and his alma mater, Ball State, where he went 34-38 from 2003-08. Collectively, Hoke is 73-63 in 11 seasons as a head coach.

Hoke's first-season success in Ann Arbor was acknowledged across the country. He was named the Maxwell Football Club Collegiate Coach of the Year and was named a finalist for three other national Coach of the Year honors: Bear Bryant, Eddie Robinson and Liberty Mutual. The Big Ten Conference's coaches voted Hoke as the inaugural recipient of the Hayes-Schembechler Coach of the Year award, while the Big Ten media named him the Dave McClain Coach of the Year.

With four wins more than the 2010 squad (7-6), Hoke and the Wolverines tied Fielding Yost's 1901 team as the only two teams with a four-win improvement from the previous season. Yost's 1901 team went 11-0 following a 7-2-1 1900 season.

Only the legendary Yost precedes Hoke as a Michigan head coach to win 10 games in his first season. Hoke also became the fifth Big Ten coach to win at least 10 games in his first season as head coach, and became the third U-M coach to win his first six games (Fielding Yost-1901, Bennie Oosterbaan-1948). Nationally, Hoke became one of eight coaches to direct a team to a BCS bowl in his first season, while he became the third coach to direct a team to a BCS bowl victory in his first season.

In 2012, Hoke became the first Michigan head coach to go undefeated at home in his first two seasons since Fielding Yost in 1901-02. The Wolverines were a perfect 8-0 at Michigan Stadium in 2011 and 6-0 at the Big House in 2012.

Since Hoke's arrival, the defense has improved from a unit that in 2010 ranked 108th in the Football Bowl Subdivision in scoring defense and 110th in yards allowed to one that ranked among the top 20 in the

country in scoring and total defense in 2011 and 2012. Meanwhile, the offense has averaged over 30 points per game during Hoke's tenure, including averaging 34 points per game through 12 games in 2013.

Fifteen Wolverines have earned All-Big Ten distinction in three seasons under Hoke, including back-to-back-to-back Big Ten Rimington-Pace Offensive Lineman of the Year winners in center David Molk (2011) and left tackle Taylor Lewan (2012-13). Devin Funchess also earned Big Ten Kwalick-Clark Tight End of the Year honors in 2013.

The 2010 Mountain West Conference Coach of the Year, Hoke guided the Aztecs to a 9-4 record, marking the most victories since 1996 (8) while earning the program's first trip to a bowl game in 12 years, a 35-14 victory over Navy. Six of his players earned All-MWC first team honors in 2010, including running back Ronnie Hillman, the league's Freshman of the Year. Seven additional players earned second-team (4) honors and honorable mention (3). In 2009, Hoke's first season at San Diego State, five players were named to All-MWC teams, while 11 were MWC All-Academic selections.

As head coach at Ball State, he mentored players to 35 All-MAC selections in six years en route to a pair of bowl game appearances in 2007 and '08. The 2008 season marked the best season in program history, recording a school-record 12 wins and completing an undefeated Mid-American Conference regular-season campaign.

Collectively, Hoke has 30 years of collegiate coaching experience beginning with assistant positions at Grand Valley State (1983), Western Michigan (1984-86), Toledo (1987-88), Oregon State (1989-94) and Michigan (1995-2002). A defensive line coach at U-M, Hoke was part of three Big Ten champion teams (1997, '98, 2000), including the 1997 national champion and Rose Bowl winning squad. During his tenure, U-M posted a 76-23 overall record, claiming at least 10 victories on four occasions.

A 1982 graduate of Ball State University, Hoke earned four letters (1977-80) with the Cardinals. He was part of the only two teams in Ball State football history to post undefeated conference seasons: as a player in 1978, and as the head coach in 2008. Hoke led Ball State to the 1978 MAC championship, and as a team captain in 1980 earned All-MAC second-team honors. He graduated from Fairmont East High School in Kettering, Ohio, in 1977.

He and his wife, the former Laura Homberger, have one daughter, Kelly.

**BRADY HOKE'S YEAR-BY-YEAR COACHING RECORD**

YEAR	SCHOOL	RECORD	CONFERENCE RECORD	POSTSEASON
2014	Michigan	3-4	1-2 Big Ten	
2013	Michigan	7-6	3-5 Big Ten	Buffalo Wild Wings Bowl (vs. Kansas State/L, 31-14)
2012	Michigan	8-5	6-2 Big Ten	Outback Bowl (vs. South Carolina/L, 33-28)
2011	Michigan	11-2	6-2 Big Ten	Sugar Bowl (vs. Virginia Tech/W, 23-20 ot)
2010	San Diego State	9-4	5-3 MWC	Poinsettia Bowl (vs. Navy/W, 35-14)
2009	San Diego State	4-8	2-6 MWC	
2008	Ball State	12-1	8-0 MAC	MAC West champion, * Did not coach GMAC Bowl (vs. Tulsa/L, 45-13)
2007	Ball State	7-6	5-2 MAC	MAC West co-champion, International Bowl (vs. Rutgers/L, 52-30)
2006	Ball State	5-7	5-3 MAC	
2005	Ball State	4-7	4-4 MAC	
2004	Ball State	2-9	2-6 MAC	
2003	Ball State	4-8	3-5 MAC	
U-M	4 Seasons	29-17	16-11 Big Ten	
SDSU	2 Seasons	13-12	7-9 MWC	
BSU	6 Seasons	34-38	27-20 MAC	
<b>TOTAL</b>	<b>12 Seasons</b>	<b>76-67</b>	<b>50-40 Conference</b>	

**BRADY HOKE'S MILESTONE WINS**

Win	Opponent	Site	Date
1	Ball State 31, Indiana State 7	H	8/28/2003
10	Ball State 26, Eastern Michigan 25	A	11/12/2005
20	Ball State 27, Western Michigan 23	A	10/20/2007
30	Ball State 38, Eastern Michigan 16	H	10/25/2008
40	San Diego St. 41, New Mexico St. 21	A	9/11/2010
50	Michigan 31, Eastern Michigan 3	H	9/17/2011
60	Michigan 44, Purdue 13	A	10/6/2012
70	Michigan 24, Connecticut 21	A	9/21/2013

**U-M SUPERLATIVES UNDER BRADY HOKE**

Overall: .....29-17  
 At Home: .....22-4  
 On the Road: .....6-10  
 Neutral Site: .....1-3

By Month:  
 August: .....2-0  
 September: .....10-5  
 October: .....9-4  
 November: .....7-6  
 December: .....0-1  
 January: .....1-1

When Scoring First: .....19-7  
 When Opponent Scores First: .....10-10  
 When Scoring 20 or More Points: .....27-6  
 When Scoring Less Than 20 Points: .....2-11  
 When Leading at the Half: .....22-2  
 When Trailing at the Half: .....6-13  
 When Tied at the Half: .....1-2  
 When Leading after 3 Quarters: .....23-3  
 When Trailing after 3 Quarters: .....5-13  
 When Tied after 3 Quarters: .....1-1  
 In Overtime: .....3-1  
 When Outrushing the Opponent: .....23-6  
 With 35 or More Rushing Attempts: .....21-11  
 With Less Than 30 Passing Attempts: .....23-9  
 When Leading in Time of Possession: .....18-9  
 When Trailing in Time of Possession: .....11-8

On Turf: .....26-10  
 On Grass: .....3-7

When Leading in Takeaway/Turnover Ratio: .....11-5  
 When Even in Takeaway/Turnover Ratio: .....7-2  
 When Trailing in Takeaway/Turnover Ratio: .....11-10  
 With an Individual 100-Yard Rusher: .....17-3  
 With an Individual 200-Yard Passer: .....12-5  
 With an Individual 250-Yard Passer: .....7-1  
 With an Individual 100-Yard Receiver: .....9-5  
 With an Individual Opponent 100-Yard Rusher: .....5-9  
 With an Individual Opponent 200-Yard Passer: .....8-7  
 With an Individual Opponent 250-Yard Passer: .....6-4  
 With an Individual Opponent 100-Yard Receiver: .....6-2



**GREG MATTISON**

Defensive Coordinator



**DOUG NUSSMEIER**

Sanford Robertson  
 Offensive Coordinator/QBs



**DARRELL FUNK**

Offensive Line



**ROY MANNING**

Cornerbacks



**FRED JACKSON**

Running Backs



**MARK SMITH**

Defensive Line



**JEFF HECKLINSKI**

Wide Receivers



**CURT MALLORY**

Safeties



**DAN FERRIGNO**

Special Teams/Tight Ends



**AARON WELLMAN**

Strength and Conditioning

**HOKE RECORD VS**

Conf./Team	Record
<b>Big Ten</b> .....	<b>17-18</b>
Illinois.....	2-1
Indiana.....	2-2
Iowa.....	1-3
Michigan.....	0-1
Michigan State.....	1-2
Minnesota.....	3-1
Nebraska.....	1-2
Northwestern.....	3-0
Ohio State.....	1-2
Penn State.....	1-1
Purdue.....	2-2
Rutgers.....	0-1

**AAC**..... **1-0**  
 Connecticut..... 1-0

**ACC**..... **0-1**  
 Boston College..... 0-1

**Big East**..... **1-4**  
 Boston College..... 0-2  
 Pittsburgh..... 0-1  
 Rutgers..... 0-1  
 Virginia Tech..... 1-0

**Big 12**..... **0-5**  
 Kansas State..... 0-1  
 Missouri..... 0-3  
 Nebraska..... 0-1

**Independent**..... **5-2**  
 Navy..... 3-0  
 Notre Dame..... 2-2

**MAC**..... **33-21**  
 Akron..... 3-1  
 Bowling Green..... 0-3  
 Buffalo..... 2-1  
 Central Florida..... 1-0  
 Central Michigan..... 3-4  
 Eastern Michigan..... 5-2  
 Kent State..... 3-0  
 Massachusetts..... 1-0  
 Miami (Ohio)..... 3-2  
 Northern Illinois..... 3-3  
 Ohio..... 0-1  
 Toledo..... 4-2  
 Western Michigan..... 5-2

**Mountain West**..... **9-9**  
 Air Force..... 2-1  
 BYU..... 0-2  
 Colorado State..... 2-0  
 New Mexico..... 2-0  
 San Diego State..... 1-0  
 TCU..... 0-2  
 UNLV..... 1-1  
 Utah..... 0-2  
 Wyoming..... 1-1

**PAC-12**..... **0-2**  
 UCLA..... 0-1  
 Utah..... 0-1

**SEC**..... **0-3**  
 Alabama..... 0-1  
 Auburn..... 0-1  
 South Carolina..... 0-1

**Sun Belt**..... **3-0**  
 Appalachian State..... 1-0  
 Western Kentucky..... 2-0

**WAC**..... **3-1**  
 Idaho..... 0-1  
 New Mexico State..... 2-0  
 Utah State..... 1-0

**FCS**..... **4-1**  
 Nicholls State..... 1-0  
 Southern Utah..... 1-0  
 Indiana State..... 1-0  
 North Dakota State..... 0-1  
 Northeastern..... 1-0

**Totals**..... **76-67**

*\*Opponents listed by conference affiliation at time of game*

# 2014 MICHIGAN FOOTBALL INDIVIDUAL HONORS

**TE-Jake Butt**

*Preseason Honors*  
CFPA Tight End Trophy Watch List

**DE-Frank Clark**

*Preseason Honors*  
Athlon All-Big Ten (4th Team)  
Chuck Bednarik Award Watch List  
Bronko Nagurski Trophy Watch List  
CFPA Defensive Lineman Trophy Watch List

**CB-Blake Countess**

*Preseason Honors*  
Athlon All-Big Ten (1st Team)  
Sporting News All-Big Ten (1st Team)  
Jim Thorpe Award Watch List  
Bronko Nagurski Trophy Watch List  
CFPA Defensive Back Trophy Watch List

**WR-Devin Funchess**

*In-season Honors*  
Phil Steele Midseason All-Big Ten (2nd Team)

*Preseason Honors*  
Athlon All-Big Ten (1st Team)  
Sporting News All-Big Ten (1st Team)  
Maxwell Award Watch List  
Biletnikoff Award Watch List  
Walter Camp Player of the Year Watch List  
Big Ten Player To Watch  
CFPA Wide Receiver Trophy Watch List

**QB-Devin Gardner**

*Preseason Honors*  
Athlon All-Big Ten (4th Team)  
Maxwell Award Watch List  
Davey O'Brien Award Watch List  
Johnny Unitas Golden Arm Award Nominee  
Manning Award Watch List  
Senior CLASS Award Candidate  
CFPA Quarterback Trophy Watch List

**P-Will Hagerup**

*Preseason Honors*  
Athlon All-Big Ten (3rd Team)

**LB - Desmond Morgan**

William V. Campbell Trophy - Semifinalist

**WR-Dennis Norfleet**

*Preseason Honors*  
CFPA Kickoff Returner Trophy Watch List

**LB-James Ross III**

*Preseason Honors*  
Athlon All-Big Ten (2nd Team)

**LB-Jake Ryan**

*In-season Honors*  
Big Ten co-Defensive Player of the Week (Oct. 13)  
Phil Steele Midseason All-Big Ten (1st Team)

*Preseason Honors*

Athlon All-American (4th Team)  
Athlon All-Big Ten (1st Team)  
Sporting News All-Big Ten (1st Team)  
Chuck Bednarik Award Watch List  
Butkus Award Watch List  
Lombardi Award Watch List  
Bronko Nagurski Trophy Watch List  
CFPA Linebacker Trophy Watch List  
Lott IMPACT Trophy Watch List

**K-Matt Wile**

*In-season Honors*  
Big Ten co-Special Teams Player of the Week (Oct. 13)

## 2014 MICHIGAN DEPTH CHART (as of 10/20)

## OFFENSE

WR	1	Devin Funchess (Jr., 6-5, 230)
	82	Amara Darboh (So., 6-2, 211)
WR	86	Jehu Chesson (So., 6-3, 197)
	17	Freddy Canteen (Fr., 6-1, 176)
WR	23	Dennis Norfleet (Jr., 5-7, 169)
	3	Bo Dever (So., 6-2, 199)
TE	88	Jake Butt (So., 6-6, 249)
	84	A.J. Williams (Jr., 6-6, 260)
LT	52	Mason Cole (Fr., 6-5, 292)
	78	Erik Magnuson (So., 6-6, 294)
LG	78	Erik Magnuson (So., 6-6, 294)
	56	Joey Burzynski (Sr., 6-1, 290)
C	60	Jack Miller (Jr., 6-4, 299)
	57	Patrick Kugler (RFr., 6-5, 299)
RG	61	Graham Glasgow (Jr., 6-6, 311)
	67	Kyle Kalis (So., 6-5, 298)
RT	71	Ben Braden (So., 6-6, 322)
	72	Logan Tulley-Tillman (RFr., 6-7, 290)
QB	98	Devin Gardner (Sr., 6-4, 216)
	7	Shane Morris (So., 6-3, 204)
RB	4	De'Veon Smith (So., 5-11, 220)
	5	Justice Hayes (Jr., 5-10, 194)
		<b>OR</b>
	20	Drake Johnson (So., 6-1, 211)
FB	36	Joe Kerridge (Jr., 6-0, 244)
	39	Sione Houma (Jr., 6-0, 242)

## DEFENSE

DE	57	Frank Clark (Sr., 6-2, 277)
	53	Mario Ojemudia (Jr., 6-2, 251)
DT	69	Willie Henry (So., 6-3, 293)
	99	Matthew Godin (So., 6-6, 286)
		<b>OR</b>
	43	Chris Wormley (So., 6-4, 295)
DT	96	Ryan Glasgow (So., 6-4, 296)
	90	Bryan Mone (Fr., 6-4, 312)
		<b>OR</b>
	56	Ondre Pipkins (Jr., 6-3, 306)
DE	97	Brennen Beyer (Sr., 6-4, 256)
	33	Taco Charlton (So., 6-6, 275)
WLB	35	Joe Bolden (Jr., 6-3, 231)
	42	Ben Gedeon (So., 6-3, 240)
	48	Desmond Morgan (Sr., 6-1, 232)
MLB	47	Jake Ryan (Sr., 6-3, 236)
	48	Desmond Morgan (Sr., 6-1, 232)
	9	Mike McCray (RFr., 6-4, 241)
SLB	52	Royce Jenkins-Stone (Jr., 6-2, 234)
		<b>OR</b>
	15	James Ross III (Jr., 6-1, 227)
	12	Allen Gant (So., 6-2, 223)
CB	2	Blake Countess (Jr., 5-10, 180)
	13	Terry Richardson (So., 5-9, 170)
		<b>OR</b>
	8	Channing Stribling (So., 6-2, 178)
S	22	Jarrold Wilson (Jr., 6-2, 205)
	44	Delano Hill (So., 6-0, 205)
S	34	Jeremy Clark (So., 6-4, 205)
	25	Dymonte Thomas (So., 6-2, 193)
CB	6	Raymon Taylor (Sr., 5-10, 184)
		<b>OR</b>
	26	Jourdan Lewis (So., 5-10, 175)
	24	Delonte Hollowell (Sr., 5-9, 178)
NICK	5	Jabrill Peppers (Fr., 6-1, 202)
	24	Delonte Hollowell (Sr., 5-9, 178)

## SPECIAL TEAMS

K	45	Matt Wile (Sr., 6-2, 219)
	91	Kenny Allen (So., 6-3, 220)
P	40	Will Hagerup (Sr., 6-4, 225)
	45	Matt Wile (Sr., 6-2, 219)
SNP	43	Scott Sypniewski (RFr., 6-1, 221)
	66	Dan Liesman (So., 6-2, 229)
H	91	Kenny Allen (So., 6-3, 220)
	7	Shane Morris (So., 6-3, 204)
KOR	23	Dennis Norfleet (Jr., 5-7, 169)
	5	Justice Hayes (Jr., 5-10, 194)
PR	5	Jabrill Peppers (Fr., 6-1, 202)
	23	Dennis Norfleet (Jr., 5-7, 169)

## MICHIGAN 2014 ROSTER

No.	Name	Pos.	Ht.	Wt.	Year	Redshirt	Hometown (High School/Previous School)
1	Devin Funchess**	WR	6-5	230	Jr.		Farmington Hills, Mich. (Harrison)
2	Blake Countess**	DB	5-10	180	Jr.	'12	Owings Mills, Md. (Our Lady of Good Counsel)
3	Bo Dever	WR	6-2	199	So.	'12	Lake Forest, Ill. (Lake Forest)
4	De'Veon Smith*	RB	5-11	220	So.		Warren, Ohio (Howland)
5	Justice Hayes**	RB	5-10	194	Jr.	'11	Flint, Mich. (Grand Blanc Community)
5	Jabrill Peppers	CB	6-1	202	Fr.		East Orange, N.J. (Paramus Catholic)
6	Raymon Taylor***	DB	5-10	184	Sr.		Detroit, Mich. (Highland Park)
6	Brian Cleary	QB	6-3	212	So.	'12	Grosse Pointe, Mich. (Detroit Jesuit)
7	Shane Morris*	QB	6-3	204	So.		Hazel Park, Mich. (De La Salle)
7	Henry Poggi	DE	6-4	270	Fr.	'13	Baltimore, Md. (Gilman School)
8	Russell Bellomy*	QB	6-3	206	Jr.	'11	Arlington, Texas (Martin)
8	Channing Stribling*	DB	6-2	178	So.		Matthews, N.C. (Butler)
9	Mike McCray	LB	6-4	241	RFr.	'13	Trotwood, Ohio (Trotwood-Madison)
10	Da'Mario Jones*	WR	6-2	196	So.		Westland, Mich. (John Glenn)
12	Allen Gant	LB	6-2	223	So.	'12	Sylvania, Ohio (Southview)
13	Alex Swieca	QB	6-1	210	Jr.	'11	New York, NY (The Frisch School)
13	Terry Richardson*	CB	5-9	170	So.	'13	Detroit, Mich. (Cass Technical)
14	Drake Harris	WR	6-4	176	Fr.		Grand Rapids, Mich. (Grand Rapids Christian)
15	Garrett Moores	QB	6-3	213	RFr.	'13	Detroit, Mich. (Detroit Catholic Central)
15	James Ross III**	LB	6-1	227	Jr.		Orchard Lake, Mich. (St. Mary's Prep)
16	Jack Wangler	WR	6-1	196	RFr.	'13	Royal Oak, Mich. (De La Salle)
17	Freddy Canteen	WR	6-1	176	Fr.		Wilmington, Del. (Eastern Christian Academy)
18	AJ Pearson	DB	6-0	193	So.	'12	Johns Creek, Ga. (Northview)
18	Antonio Whitfield	RB	5-4	156	So.		Canal Winchester, Ohio (Canal Winchester)
19	Wilton Speight	QB	6-6	234	Fr.		Richmond, Va. (The Collegiate School)
19	Jared Wangler	LB	6-2	219	Fr.		Royal Oak, Mich. (De La Salle)
20	Drake Johnson	RB	6-1	211	So.	'12	Ann Arbor, Mich. (Pioneer)
22	Jarrod Wilson**	DB	6-2	205	Jr.		Akron, Ohio (Buchtel)
23	Dennis Norfleet**	WR	5-7	169	Jr.		Detroit, Mich. (Martin Luther King)
24	Delonte Hollowell***	DB	5-9	178	Sr.		Detroit, Mich. (Cass Technical)
25	Dymonte Thomas*	DB	6-2	193	So.		Alliance, Ohio (Marlington)
26	Jourdan Lewis*	DB	5-10	175	So.		Detroit, Mich. (Cass Technical)
27	Derrick Green*	RB	5-11	220	So.		Richmond, Va. (Hermitage)
28	Brandon Watson	DB	5-11	188	Fr.		Wilmington, Del. (Eastern Christian Academy)
29	Ross Douglas	WR	5-10	189	RFr.	'13	Avon, Ohio (Avon)
30	Reon Dawson	DB	6-2	178	RFr.	'13	Trotwood, Ohio (Trotwood-Madison)
31	Nick Benda	LB	6-0	220	So.	'12	Champion, Mich. (Westwood)
32	Shaun Austin	DB	6-1	198	So.	'12	Plymouth, Mich. (Plymouth)
32	Ty Isaac*	RB	6-3	225	So.		Shorewood, Ill. (Joliet Catholic Academy/USC)
33	Taco Charlton*	DE	6-6	275	So.		Pickerington, Ohio (Central)
33	Wyatt Shallman	RB	6-3	239	RFr.	'13	Hartland, Mich. (Detroit Catholic Central)
34	Jeremy Clark*	DB	6-4	205	So.	'12	Madisonville, Ky. (Madisonville North Hopkins)
35	Joe Bolden**	LB	6-3	231	Jr.		Cincinnati, Ohio (Colerain)
36	Joe Kerridge**	FB	6-0	244	Jr.	'11	Traverse City, Mich. (St. Francis)
37	Bobby Henderson	FB	5-11	236	So.	'12	Hopewell Junction, N.Y. (John Jay)
38	Francois Montbrun	DB	5-10	187	RFr.	'13	Ishpeming, Mich. (Westwood HS)
39	Sione Houma**	FB	6-0	242	Jr.		Salt Lake City, Utah (Highland)
40	Will Hagerup***	P	6-4	225	Sr.	'13	Milwaukee, Wis. (Whitefish Bay)
41	Anthony Capatina*	WR	5-9	180	Sr.		Novi, Mich. (Detroit Catholic Central)
42	Ben Gedeon*	LB	6-3	240	So.		Hudson, Ohio (Hudson)
43	Chris Wormley*	DL	6-5	295	So.	'12	Toledo, Ohio (Whitmer)
43	Scott Sypniewski	LS	6-1	221	RFr.	'13	Ottawa, Ill. (Marquette)
44	Delano Hill	DB	6-0	205	So.		Detroit, Mich. (Cass Technical)
45	Matt Wile***	K	6-2	219	Sr.		San Diego, Calif. (Francis Parker)
46	Joe Hewlett	DB	6-0	185	Fr.		Novi, Mich. (Northville HS)
47	Jake Ryan***	LB	6-3	236	Sr.	'10	Westlake, Ohio (St. Ignatius)
48	Desmond Morgan***	LB	6-1	232	Sr.		Holland, Mich. (West Ottawa)
49	Anthony Dalimonte	CB	5-9	177	RFr.	'13	Bloomfield Hills, Mich. (Brother Rice)
49	Andrew Robinson	LS	5-11	234	Fr.		Troy, Mich. (Troy Athens)
50	Tom Strobel	DL	6-6	268	So.	'12	Mentor, Ohio (Mentor)
51	Michael Ferns	LB	6-3	239	Fr.		Saint Clairsville, Ohio (Saint Clairsville)



## MICHIGAN 2014 ROSTER

No.	Name	Pos.	Ht.	Wt.	Year	Redshirt	Hometown (High School/Previous School)
51	Greg Froelich	OL	6-2	270	RFr.	'13	Deerfield, Mass. (Deerfield)
52	Mason Cole	OT	6-5	292	Fr.		Tarpon Springs, Fla. (East Lake)
52	Royce Jenkins-Stone**	LB	6-2	234	Jr.		Detroit, Mich. (Cass Technical)
53	Mario Ojemudia**	DE	6-2	251	Jr.		Farmington Hills, Mich. (Harrison)
54	Brady Pallante	DT	6-1	263	Fr.		Naples, Fla. (Barron Collier)
55	David Dawson	OL	6-4	296	RFr.		Detroit, Mich. (Cass Technical)
55	Garrett Miller	DL	5-10	265	RFr.		Adrian, Mich. (Sand Creek)
56	Joey Burzynski***	OL	6-1	290	Sr.	'10	Carlsbad, Calif. (Carlsbad)
56	Ondre Pipkins**	DT	6-3	306	Jr.		Kansas City, Mo. (Park Hill)
57	Frank Clark***	DE	6-2	277	Sr.		Cleveland, Ohio (Glenville)
57	Patrick Kugler	OL	6-5	299	RFr.	'13	Wexford, Pa. (North Allegheny)
58	Chase Winovich	LB	6-3	220	Fr.		Clairton, Pa. (Thomas Jefferson)
59	Noah Furbush	LB	6-4	210	Fr.		Kenton, Ohio (Kenton)
60	Jack Miller**	OL	6-4	299	Jr.	'11	Perrysburg, Ohio (St. John's Jesuit)
61	Graham Glasgow**	OL	6-6	311	Jr.	'11	Aurora, Ill. (Marmion Academy)
62	Blake Bars	OL	6-5	294	So.	'12	Nashville, Tenn. (Montgomery Bell Academy)
63	Ben Pliska	OL	6-3	280	So.	'12	Kirkland, Wa. (Lake Washington)
64	Michael Wroblewski	LB	6-2	231	RFr.	'13	Saint Clair Shores, Mich. (Detroit Jesuit HS)
65	Kyle Bosch*	OL	6-5	303	So.		St. Charles, Ill. (St. Francis)
66	Dan Liesman	LB	6-2	229	So.	'12	Lansing, Mich. (Lansing Catholic)
67	Kyle Kalis*	OL	6-5	298	So.	'12	Lakewood, Ohio (St. Edward)
69	Willie Henry*	DT	6-3	293	So.	'12	Cleveland, Ohio (Glenville)
71	Ben Braden	OL	6-6	322	So.	'12	Rockford, Mich. (Rockford)
72	Logan Tuley-Tillman	OL	6-7	290	RFr.	'13	Peoria, Ill. (Manual)
73	Chris Fox	OL	6-6	309	RFr.	'13	Parker, Colo. (Ponderosa)
73	Maurice Hurst Jr.	DT	6-2	282	RFr.	'13	Westwood, Mass. (Xaverian Brothers)
74	Dan Samuelson	OL	6-5	292	RFr.	'13	Plymouth, Ind. (Plymouth)
76	Juwann Bushell-Beatty	OT	6-5	319	Fr.		Paramus, N.J. (Paramus Catholic)
78	Erik Magnuson*	OL	6-6	294	So.	'12	Carlsbad, Calif. (La Costa Canyon)
80	Khalid Hill	TE	6-2	252	RFr.	'13	Detroit, Mich. (East English Village Prep Academy)
82	Amara Darboh*	WR	6-2	211	So.	'13	West Des Moines, Iowa (Dowling Catholic)
83	Jaron Dukes	WR	6-4	197	RFr.	'13	Columbus, Ohio (Marion Franklin)
84	A.J. Williams**	TE	6-6	260	Jr.		Cincinnati, Ohio (Sycamore)
85	Maurice Ways	WR	6-3	195	Fr.		Beverly Hills, Mich. (Detroit Country Day)
86	Jehu Chesson*	WR	6-3	197	So.	'12	St. Louis, Mo. (Ladue Horton Watkins)
88	Jake Butt*	TE	6-6	249	So.		Pickerington, Ohio (Pickerington North)
89	Jonathan Keizer	WR	6-5	219	Jr.	'11	Portage, MI (Portage Northern)
90	Bryan Mone	DT	6-4	312	Fr.		Salt Lake City, Utah (Highland)
91	Kenny Allen	K/P	6-3	220	So.	'12	Fenton, Mich. (Fenton)
91	Alex Mitropoulos-Rundus	DL	6-2	262	Sr.		Ann Arbor, Mich. (Pioneer)
92	Keith Heitzman**	TE	6-3	258	Jr.	'11	Hilliard, Ohio (Hilliard Davidson)
93	Lawrence Marshall	DE	6-4	241	Fr.		Southfield, Mich. (Southfield)
94	Ian Bunting	TE	6-7	227	Fr.		Hinsdale, Ill. (Hinsdale Central)
95	Michael Jocz	TE	6-4	234	So.	'12	Novi, Mich (Novi)
96	Ryan Glasgow*	DL	6-4	296	So.	'12	Aurora, Ill. (Marmion Academy)
97	Brennen Beyer**	DE	6-4	256	Sr.		Canton, Mich. (Plymouth)
98	Devin Gardner***	QB	6-4	216	Sr.	'10	Detroit, Mich. (Inkster)
99	Matthew Godin*	DT	6-6	286	So.	'12	Fenton, Mich. (Detroit Catholic Central)

## PRONUNCIATION GUIDE

Brennen Beyer BUY-er  
 Jehu Chesson JAY-YOU CHESS-uhn  
 Amara Darboh uh-MAR-uh DAR-bow  
 Reon Dawson REE-ON  
 Devin Funchess FUN-chess  
 Ben Gedeon gid-EE-uhn  
 Graham Glasgow glass-gow  
 Ryan Glasgow glass-gow  
 Matthew Godin GO-din  
 Will Hagerup HA-grup

Keith Heitzman HEIGHTS-muhn  
 Delano Hill Duh-LAY-no  
 Khalid Hill kuh-LID  
 Sione Houma see-OHN-ay HOME-uh  
 Da'Mario Jones duh-MAR-EE-o  
 Patrick Kugler KOO-gler  
 Bryan Mone MO-nay  
 Mario Ojemudia Oh-juh-MOO-dee-uh  
 Brady Pallante Puh-lohn-tay  
 Jabrill Peppers Juh-BRILL

Henry Poggi PO-jee  
 Wyatt Shallman SHAWL-muhn  
 De'Veon Smith DAY-VE-ON  
 Wilton Speight Spayt  
 Alex Swieca swee-ECK-uh  
 Scott Sypniewski sip-NEW-skee  
 Raymon Taylor ray-MOAN  
 Logan Tuley-Tillman too-LEE-TIL-muhn  
 Matt Wile like 'while'  
 Jarrod Wilson Jared

**2014 MICHIGAN STARTING LINEUPS • OFFENSE**

OPPONENT	WR	LT	LG	C	RG	RT	TE	WR/TE/FB	QB	WR	RB/WR
Appalachian St.	Funchess	Cole	Magnuson	Miller	Burzynski	Braden	K. Hill	Norfleet	Gardner	Chesson	Green
at Notre Dame	Funchess	Cole	Magnuson	Miller	G. Glasgow	Braden	Williams	Norfleet	Gardner	Chesson	Green
Miami (OH)	Darboh	Cole	Magnuson	Miller	G. Glasgow	Braden	Williams	K. Hill	Gardner	Chesson	Green
Utah	Funchess	Cole	Magnuson	Miller	G. Glasgow	Braden	Williams	K. Hill	Gardner	Darboh	Green
Minnesota	Funchess	Cole	G. Glasgow	Miller	Kalis	Braden	Williams	Kerridge	Morris	Chesson	Green
at Rutgers	Funchess	Cole	G. Glasgow	Miller	Kalis	Braden	Butt	K. Hill	Gardner	Darboh	Green
Penn St.	Funchess	Cole	G. Glasgow	Miller	Kalis	Braden	Butt	Williams	Gardner	Darboh	Norfleet
at Michigan St.											
Indiana											
at Northwestern											
Maryland											
at Ohio St.											

**2014 MICHIGAN STARTING LINEUPS • DEFENSE**

OPPONENT	DE	DT	DT	DE	MLB	WLB	NICK/SLB	CB	SS	FS	CB
Appalachian St.	F. Clark	Henry	R. Glasgow	Beyer	Ryan	Bolden	Peppers	Taylor	J. Clark	Wilson	Countess
at Notre Dame	F. Clark	Henry	R. Glasgow	Beyer	Ryan	Bolden	Hollowell	Taylor	J. Clark	Wilson	Countess
Miami (OH)	F. Clark	Henry	R. Glasgow	Beyer	Ryan	Bolden	Jenkins-Stone	Lewis	J. Clark	D. Hill	Countess
Utah	F. Clark	Henry	R. Glasgow	Beyer	Ryan	Bolden	Ross III	Lewis	J. Clark	D. Hill	Countess
Minnesota	Ojemudia	Henry	R. Glasgow	Beyer	Ryan	Bolden	Ross III	Lewis	J. Clark	Wilson	Countess
at Rutgers	F. Clark	Henry	R. Glasgow	Charlton	Ryan	Bolden	Ross III	Lewis	J. Clark	Wilson	Countess
Penn St.	F. Clark	Mone	Wormley	Beyer	Ryan	Bolden	Taylor	Lewis	Thomas	Wilson	Countess
at Michigan St.											
Indiana											
at Northwestern											
Maryland											
at Ohio St.											

**SEASON/CAREER STARTS**

Offense	2014	2013	2012	2011	TOT	CONS.	Defense	2014	2013	2012	2011	TOT	CONS.
65 Kyle Bosch, OL, So.	0	3	--	--	3	0	97 Brennen Beyer, DE, Sr.	6	12	9	0	27	1
71 Ben Braden, OL, So.	7	0	--	--	7	7	35 Joe Bolden, LB, Jr.	7	3	0	--	10	7
56 Joey Burzynski, OL, Sr.	1	1	0	0	2	0	33 Taco Charlton, DE, So.	1	0	--	--	1	0
88 Jake Butt, TE, So.	2	8	--	--	10	2	57 Frank Clark, DE, Sr.	6	13	4	0	23	2
86 Jehu Chesson, WR, So.	4	2	--	--	5	0	34 Jeremy Clark, DB, So.	6	0	--	--	6	0
52 Mason Cole, OL, Fr.	7	--	--	--	7	7	2 Blake Countess, DB, Jr.	7	13	1	6	27	20
82 Amara Darboh, WR, So.	4	0	--	--	4	2	96 Ryan Glasgow, DL, So.	6	0	--	--	6	0
1 Devin Funchess, WR, Jr.	6	9	5	--	20	4	69 Willie Henry, DT, So.	6	6	--	--	12	0
98 Devin Gardner, QB, Sr.	6	12	4	0	22	2	44 Delano Hill, DB, So.	2	0	--	--	2	0
61 Graham Glasgow, OL, Jr.	6	13	0	--	19	6	24 Delonte Hollowell, Sr.	1	0	0	0	1	0
27 Derrick Green, RB, So.	6	1	--	--	7	0	52 Royce Jenkins-Stone, LB, Jr.	1	0	0	--	1	0
5 Justice Hayes, RB, Jr.	0	1	0	--	1	0	26 Jourdan Lewis, DB, So.	5	0	--	--	5	5
92 Keith Heitzman, TE, Jr.	0	7	0	--	7	0	90 Bryan Mone, DL, Fr.	1	--	--	--	1	1
80 Khalid Hill, TE, RFr.	4	--	--	--	4	0	48 Desmond Morgan, LB, Sr.	0	13	11	7	31	0
39 Sione Houma, FB, Jr.	0	2	0	--	2	0	5 Jabrill Peppers, DB, Fr.	1	--	--	--	1	0
67 Kyle Kalis, OL, So.	3	9	--	--	12	3	15 James Ross III, LB, Jr.	3	9	2	--	14	3
36 Joe Kerridge, FB, Jr.	1	7	0	--	8	0	47 Jake Ryan, LB, Sr.	7	5	13	11	36	11
78 Erik Magnuson, OL, So.	4	7	--	--	11	0	8 Channing Stribling, DB, So.	0	1	--	--	1	0
60 Jack Miller, OL, Jr.	7	4	0	--	11	7	6 Raymon Taylor, DB, Sr.	4	12	11	0	27	1
7 Shane Morris, QB, So.	1	1	--	--	2	0	25 Dymonte Thomas, DB,	1	0	--	--	1	1
23 Dennis Norfleet, WR, Jr.	3	0	0	--	3	1	22 Jarrod Wilson, DB, Jr.	5	8	0	--	13	0
84 A.J. Williams, TE, Jr.	5	6	0	--	11	1	43 Chris Wormley, DL, So.	1	0	--	--	1	1

*Starts may not all be at position currently listed*

2014 Updated Michigan Bios



**97**

**BRENNEN BEYER**

Defensive End  
6-4 • 256 • Sr.  
Canton, Mich.  
(Plymouth HS)

**2014 Notes**

- Tied for 8th in Big Ten in sacks (4.0)
- Recorded career-high 2.0 sacks in Michigan's 18-13 victory vs. Penn State (10/11)
- Has recorded at least one sack in three of last six games
- Tallied two tackles at Rutgers (10/4)
- Posted career-high six tackles vs. Utah (9/20)
- Recorded three tackles, including 1.0 sack in Michigan's 34-10 victory vs. Miami (Ohio) (9/13)
- Posted four tackles, including 1.0 sack at Notre Dame (9/6)
- Made one tackle in U-M's 52-14 victory vs. Appalachian State (8/30)
- Named team captain vs. Mountaineers
- Has appeared in 44 contests, making 27 starts (22 at defensive end, five at linebacker)
- Has started 18 of last 19 games

**Career Highs**

Tackles ..... 6 - Utah, 2014  
Tackles for Loss ..... 2.0 - 2x (last: Penn State, 2014)  
Sacks ..... 2.0 - Penn State, 2014  
Interceptions ..... 1 - Iowa, 2013

**Career Stats - Tackles**

Year	G/GS	UA-A	Tot	TFL-Yds	Sacks-Yds	Int	PD	FF-FR
2011	11/0	5-6	11	0.0-0	0-0	0	0	0-0
2012	13/9	9-10	19	0.5-1	0-0	0	0	1-0
2013	13/12	16-11	27	4.0-21	2.0-16	1	1	1-0
2014	7/6	11-9	20	4.0-34	4-34	0	0	0-0
<b>Total</b>	<b>44/27</b>	<b>41-36</b>	<b>77</b>	<b>8.5-56</b>	<b>6.0-50</b>	<b>1</b>	<b>1</b>	<b>2-0</b>



**35**

**JOE BOLDEN**

Linebacker  
6-3 • 231 • Jr.  
Cincinnati, Ohio  
(Colerain HS)

**2014 Notes**

- Second on team with 51 tackles through seven games
- Ranks 17th in the Big Ten in tackles per game (7.3 avg.)
- Notched three tackles in U-M's 18-13 win vs. Penn State (10/11)
- Tied career high with 10 tackles at Rutgers (10/4)
- Tied career high with 10 tackles vs. Minnesota (9/27)
- Recorded first sack of season vs. Gophers
- Notched six tackles, including 1.0 TFL vs. Utah (9/20)
- Posted team-high seven tackles in U-M's 34-10 victory vs. Miami (Ohio) (9/13)
- Named team captain vs. RedHawks
- Tied career high with 10 tackles at Notre Dame (9/6)
- Posted 100th career tackle at Fighting Irish
- Recorded five tackles in Michigan's 52-14 victory vs. Appalachian State (8/30)
- Has appeared in 33 games at linebacker, making 11 starts

**Career Highs**

Tackles ..... 10 - 4x (last: Rutgers, 2014)  
Tackles for Loss ..... 2 - Iowa, 2012  
Sacks ..... 1 - 4x (last: Minnesota, 2014)

**Career Stats - Tackles**

Year	G/GS	UA-A	Tot	TFL-Yds	Sacks-Yds	Int	PD	FF-FR
2012	13/0	16-15	31	4.0-30	1.0-24	0	0	0-0
2013	13/4	28-26	54	4.0-14	2.0-11	0	0	0-0
2014	7/7	25-26	51	2.0-9	1.0-7	0	0	0-0
<b>Total</b>	<b>33/11</b>	<b>69-67</b>	<b>136</b>	<b>10-54</b>	<b>4.0-42</b>	<b>0</b>	<b>0</b>	<b>0-0</b>

2014 Updated Michigan Bios



88

**JAKE BUTT**

Tight End  
6-6 • 249 • So.  
Pickerington, Ohio  
(Pickerington North)

**2014 Notes**

- Posted two catches for 12 yards in Michigan's 18-13 win vs. Penn State (10/11)
- Notched one catch for 20 yards at Rutgers (10/4)
- Hauled in two receptions for 13 yards vs. Minnesota (9/27)
- Recorded one reception vs. Utah (9/20)
- Tallied three receptions for 59 yards and one touchdown in U-M's 34-10 victory vs. Miami (Ohio) (9/13)
- Made season debut at Notre Dame (9/6)
- Has appeared in 19 games, making 10 starts

**Career Highs**

Receptions ..... 5 - Ohio State, 2013  
Yards..... 85 - Ohio State, 2013  
Long ..... 37 - Ohio State, 2013  
TDs ..... 1 - 3x (last: Miami (Ohio), 2014)

**Career Stats - Receiving**

Year	G/GS	Rec	Yds	TD	Lg
2013	13/8	20	235	2	37
2014	6/2	9	108	1	29
<b>Total</b>	<b>19/10</b>	<b>29</b>	<b>343</b>	<b>3</b>	<b>37</b>



86

**JEHU CHESSON**

Wide Receiver  
6-3 • 197 • So.  
St. Louis, Mo.  
(Watkins HS)

**2014 Notes**

- Has posted at least one reception in eight straight games dating back to last season
- Recorded two catches for 34 yards at Rutgers (10/4)
- Tallied season-long 28-yard reception at Scarlet Knights
- Notched two receptions for 27 yards vs. Minnesota (9/27)
- Hauled in two catches for 18 yards vs. Utah (9/20)
- Tallied two receptions for 20 yards in U-M's 34-10 victory vs. Miami (Ohio) (9/13)
- Posted career-high-tying three receptions for 30 yards at Notre Dame (9/6)
- Has appeared in 19 games, making six starts
- Started four of first six games of 2014 season

**Career Highs**

Receptions ..... 3 - 3x (last: Notre Dame, 2014)  
Yards..... 82 - Michigan State, 2013  
Long ..... 58 - Michigan State, 2013

**Career Stats - Receiving**

Year	G/GS	Rec	Yds	TD	Lg
2013	13/2	15	221	1	58
2014	6/4	13	151	0	28
<b>Total</b>	<b>19/6</b>	<b>28</b>	<b>372</b>	<b>1</b>	<b>58</b>

2014 Updated Michigan Bios



**57**

**FRANK CLARK**

Defensive End  
6-2 • 277 • Sr.  
Cleveland, Ohio  
(Glenville HS)

**2014 Notes**

- Ranks 5th in Big Ten and tied for 39th in NCAA with 8.5 TFLs
- He has recorded a tackle for loss in six of seven games this season
- Made season-high seven tackles, including 2.0 TFLs, in U-M's 18-13 victory vs. Penn State (10/11)
- Notched 10th career sack vs. Nittany Lions
- Posted three tackles, including 1.0 TFL, at Rutgers (10/4)
- Notched three tackles, including 1.0 TFL, vs. Minnesota (9/27)
- Credited for 0.5 sack vs. Gophers
- Posted six tackles, including 2.5 TFLs, vs. Utah (9/20)
- Recorded first sack of season vs. Utes
- Posted three tackles in U-M's 34-10 victory vs. Miami (Ohio) (9/13)
- Notched two tackles, including 1.0 TFL, at Notre Dame (9/6)
- Recorded three tackles, including 1.0 TFL, in Michigan's 52-14 victory vs. Appalachian State (8/30)
- Named team captain vs. Mountaineers
- Has appeared in 43 career games at defensive end, making 23 starts

**Career Highs**

Tackles..... 9 - Michigan State, 2013  
Tackles for Loss..... 2.5 - 3x (last: Utah, 2014)  
Sacks ..... 2.0 - Penn State, 2013  
Interceptions..... 1 - Virginia Tech, 2011^  
Fumble Recoveries... 2 - Penn State, 2013  
^Allstate Sugar Bowl (Jan. 3, 2012)

**Career Stats - Tackles**

Year	G/GS	UA-A	Tot	TFL-Yds	Sacks-Yds	Int	PD	FF-FR
2011	12/0	3-7	10	0.5-0	0-0	1	0	0-0
2012	11/4	16-9	25	9.0-26	2.0-13	0	3	1-1
2013	13/13	19-24	43	12.0-38	4.5-26	0	1	0-2
2014	7/6	21-6	27	8.5-43	2.5-31	0	0	0-0
<b>Total</b>	<b>43/23</b>	<b>59-46</b>	<b>105</b>	<b>30.0-107</b>	<b>9.0-70</b>	<b>1</b>	<b>4</b>	<b>1-3</b>



**2**

**BLAKE COUNTESS**

Defensive Back  
5-10 • 180 • Sr./Jr.  
Owings Mills, Md.  
(Our Lady of Good Counsel)

**2014 Notes**

- Posted three tackles and one pass breakup vs. Minnesota (9/27)
- Tallied four tackles vs. Utah (9/20)
- Notched 100th career tackle vs. Utes
- Posted first pass breakup of the season in U-M's 34-10 victory vs. Miami (Ohio) (9/13)
- Recorded four tackles, including two solo stops, at Notre Dame (9/6)
- Named team captain at Fighting Irish
- Made two stops in U-M's 52-14 victory vs. Appalachian State (8/30)
- Has appeared in 33 games at cornerback, making 27 starts
- Has started 20 straight games
- Named to Jim Thorpe Award Watch List
- Named to Bronko Nagurski Trophy Watch List

**Career Highs**

Tackles..... 8 - Virginia Tech, 2011^  
Tackles for Loss ..... 2.0 - Connecticut, 2013  
Interceptions..... 2 - Notre Dame, 2013  
Pass breakups ..... 2 - Minnesota, 2011  
^Allstate Sugar Bowl (Jan. 3, 2012)

**Career Stats - Tackles**

Year	G/GS	UA-A	Tot	TFL-Yds	Sacks-Yds	PBU	FF-FR	INT-Yds
2011	12/6	30-14	44	1.5-3	0-0	6	1-0	0-0
2012	1/1	0-0	0	0-0	0-0	0	0-0	0-0
2013	13/13	26-20	46	2.0-4	0-0	4	0-0	6-169
2014	7/7	10-4	14	0-0	0-0	2	0-0	0-0
<b>Total</b>	<b>33/27</b>	<b>66-38</b>	<b>104</b>	<b>3.5-7</b>	<b>0-0</b>	<b>12</b>	<b>1-0</b>	<b>6-169</b>

2014 Updated Michigan Bios



82

**AMARA DARBOH**  
Wide Receiver  
6-2 • 211 • So.  
Des Moines, Iowa  
(Dowling Catholic)

**2014 Notes**

- Hauled in four receptions for 66 yards in U-M's 18-13 victory vs. Penn State (10/11)
- Notched one reception at Rutgers (10/4)
- Tallied one reception vs. Utah (9/20)
- Posted career highs in receptions (6) and receiving yards (88) in Michigan's 34-10 victory vs. Miami (Ohio) (9/13)
- Recorded first career touchdown on 17-yard reception vs. RedHawks
- Hauled in career-long 26-yard reception vs. Miami (Ohio)
- Has appeared in 18 games, making four starts

**Career Highs**

Receptions ..... 6 - Miami (Ohio), 2014  
Yards ..... 88 - Miami (Ohio), 2014  
Touchdowns ..... 1 - Miami (Ohio), 2014  
Long ..... 26 - Miami (Ohio), 2014

**Career Stats - Receiving**

Year	G/GS	Rec.	Yds	TD	Lg	Rec/G	Avg/C	Avg/G
2012	11/0	0	0	0	0	0	0	0
2013	0/0	0	0	0	0	0	0	0
2014	7/4	15	214	1	26	2.1	14.3	30.6
<b>Total</b>	<b>18/4</b>	<b>15</b>	<b>214</b>	<b>1</b>	<b>26</b>	<b>0.8</b>	<b>14.3</b>	<b>11.9</b>



1

**DEVIN FUNCHESS**  
Wide Receiver  
6-5 • 230 • Jr.  
Farmington Hills, Mich.  
(Harrison HS)

**2014 Notes**

- Ranks 3rd in Big Ten and tied for 34th in NCAA in receptions/game (6.0)
- Tied for 6th in Big Ten and 60th in NCAA in receiving touchdowns (4)
- Ranks 8th in Big Ten and 45th in NCAA in receiving yards/game (76.8)
- Ranks 11th in Big Ten and 65th in NCAA in receiving yards (461)
- Has recorded at least one reception in 20 straight games, tied for 10th-longest streak in program history
- Tied for 14th on U-M's career 100-yard receiving games list (4)
- Led team in receptions (7) and receiving yards (69) in U-M's 18-13 victory vs. Penn State (10/11)
- Hauled in season-long 43-yard touchdown reception in first quarter vs. Nittany Lions
- Paced U-M in catches (5) and receiving yards (71) at Rutgers (10/4)
- Led U-M in catches (4) and receiving yards (37) vs. Minnesota (9/27)
- Named team captain vs. Gophers
- Led Michigan in catches (4) and receiving yards (82) vs. Utah (9/20)
- Posted 4th career 100-yard game, hauling in career-high nine receptions for 107 yards, at Notre Dame (9/6)
- Caught career-high three touchdowns on seven receptions for 95 yards in Michigan's 52-14 victory vs. Appalachian State (8/30)
- 3rd in program history with three TD receptions in season opener
- Has appeared in 32 games, making 20 starts
- Switched jersey numbers from No. 87 to No. 1 before season opener
- Named to Biletnikoff Award Watch List
- Named to Maxwell Award Watch List
- Named to Walter Camp Player of the Year Award Watch List
- Named Big Ten Player to Watch

**Career Highs**

Receptions ..... 9 - Notre Dame, 2014  
Yards ..... 151 - Minnesota, 2013  
Touchdowns ..... 3 - Appalachian State, 2014  
Long ..... 59 - Penn State, 2013

**Career Stats - Receiving**

Year	G/GS	Rec.	Yds	TD	Lg	Rec/G	Avg/C	Avg/G
2012	13/5	15	234	5	30	1.2	15.6	18.0
2013	13/9	49	748	6	59	3.8	15.3	57.5
2014	6/6	36	461	4	43	6.0	12.8	76.8
<b>Total</b>	<b>32/20</b>	<b>100</b>	<b>1,443</b>	<b>15</b>	<b>59</b>	<b>3.1</b>	<b>14.4</b>	<b>45.1</b>

2014 Updated Michigan Bios



98

**DEVIN GARDNER**

Quarterback  
6-4 • 216 • Sr.  
Detroit, Mich.  
Inkster HS

**2014 Notes**

- Ranks 3rd in Big Ten and 33rd in NCAA in completion percentage (62.5)
- Ranks 1st in Big Ten and 4th in NCAA in 1st quarter completion percentage (78.6)
- Ranks 2nd in Big Ten and 3rd in NCAA in 1st quarter passing efficiency rating (201.2)
- Ranks 2nd in Big Ten and tied for 11th in NCAA in 1st quarter passes of 15+ yards (14)
- Ranks 3rd on Michigan's career passing efficiency rating list (145.0)
- Ranks 6th on U-M's career total offense list (6,350)
- Ranks 6th on U-M's career passing yards list (5,543)
- Ranks 7th on U-M's career passing touchdowns list (40)
- Ranks 7th on U-M's career completions list (392)
- Has accounted for at least two touchdowns in 17 of last 24 games
- Has posted three rushing TDs over U-M's last three games
- Completed 16-of-24 passes for 192 yards and one touchdown and carried the ball 10 times for 18 yards in Michigan's 18-13 win vs. Penn State (10/11)
- Completed 13-of-22 passes for 178 yards and rushed 10 times for season-high 40 yards and two touchdowns at Rutgers (10/4)
- Notched season-long 19-yard touchdown run at Scarlet Knights
- Named team captain at Rutgers
- Completed 3-of-6 passes for 39 yards and carried the ball five times for 23 yards and one touchdown Minnesota (9/27)
- Posted first rushing touchdown of season vs. Gophers
- Completed 14-of-26 passes for 148 yards and carried the ball 10 times for 29 yards vs. Utah (9/20)
- Completed 13-of-20 passes for 184 yards and two touchdowns and carried the ball six times for 25 yards in U-M's 34-10 victory vs. Miami (Ohio) (9/13)
- Completed 19-of-32 passes for 189 yards at Notre Dame (9/6)
- Threw 172 consecutive passes without an INT before tossing an interception in third quarter at Fighting Irish
- Completed 13-of-14 passes for 173 yards and three touchdowns in Michigan's 52-14 win vs. Appalachian State (8/30)
- Completion percentage of 92.8 vs. Mountaineers is 2nd-highest in program history (min. 10 att.)
- Named team captain vs. Mountaineers
- Has appeared in 36 contests at quarterback and eight at wide receiver, making 22 starts at quarterback and four at receiver

**Career Highs - Passing**

Attempts..... 45 - Ohio State, 2013  
Completions..... 32 - Ohio State, 2013  
Yards..... 503 - Indiana, 2013  
Touchdowns..... 4 - Notre Dame, 2013  
Long ..... 75 - Ohio State, 2012

**Career Highs - Rushing**

Attempts..... 24 - Penn State, 2013  
Yards..... 121 - Penn State, 2013  
Touchdowns..... 3 - Indiana, 2013  
Long ..... 36 - Akron, 2013

**Career Highs - Receiving**

Receptions..... 5 - Air Force, 2012  
Yards..... 63 - Air Force, 2012  
Touchdowns..... 1 - 4x (last: Purdue, 2012)  
Long ..... 44 - Alabama, 2012

**Passing**

Year	GP/GS	Comp.	Att.	Pct.	Yards	TD	Int.	Long
2010	3/0	7	10	70.0	85	1	0	30
2011	9/0	11	23	47.8	176	1	1	32
2012	13/9	75	126	53.3	1,219	11	5	75
2013	12/12	208	345	60.3	2,960	21	11	84
2014	7/6	91	144	63.2	1,103	6	8	43
<b>Career</b>	<b>44/26</b>	<b>392</b>	<b>648</b>	<b>60.5</b>	<b>5,543</b>	<b>40</b>	<b>25</b>	<b>84</b>

**Rushing**

Year	GP/GS	Att.	Yards	Avg.	Yds/Game	TD	Long
2010	3/0	7	21	3.0	7.0	1	9
2011	9/0	25	53	2.6	9.3	1	15
2012	13/9	47	101	2.1	7.8	7	19
2013	12/12	165	483	2.9	40.2	11	36
2014	7/6	57	149	2.6	21.3	3	25
<b>Career</b>	<b>44/26</b>	<b>301</b>	<b>807</b>	<b>2.7</b>	<b>18.3</b>	<b>23</b>	<b>36</b>

**Receiving**

Year	GP/GS	No.	Yards	Avg.	Yds/Game	TD	Long
2010	3/0	0	0	0	0	0	0
2011	9/0	1	2	2.0	0.0	0	2
2012	13/9	16	266	16.6	20.5	4	44
2013	12/12	0	0	0	0	0	0
2014	7/6	0	0	0	0	0	0
<b>Career</b>	<b>44/26</b>	<b>17</b>	<b>268</b>	<b>15.8</b>	<b>6.1</b>	<b>4</b>	<b>44</b>

2014 Updated Michigan Bios



**27 DERRICK GREEN**  
 Running Back  
 5-11 • 220 • So.  
 Richmond, Va.  
 (Hermitage HS)

**2014 Notes**

- Excepted to miss rest of season due to injury
- At time of injury, ranked 5th in Big Ten and tied for 37th in NCAA in rushing yards (471)
- At time of injury, ranked 8th in Big Ten in rushing yards/game (78.5)
- At time of injury, ranked 9th in Big Ten and 40th in NCAA in yards per carry (5.7 avg.)
- Led U-M in rushing yards (74) and carries (12) at Rutgers (10/4)
- Amassed 59 yards on 14 carries vs. Utah (9/20)
- Rushed for 137 yards and career-best two touchdowns on career-high 22 carries in U-M's 34-10 victory vs. Miami (Ohio) (9/13)
- Gained 25 yards on 13 carries at Notre Dame (9/6)
- Rushed for career-high 170 yards and one touchdown on 15 carries in Michigan's 52-14 victory vs. Appalachian State (8/30)
- Recorded career-long 62-yard run vs. Mountaineers.
- Has appeared in 19 games at running back, making seven starts
- Started first six games of 2014 season

**Career Highs**

Rush Attempts..... 22 - Miami (Ohio), 2014  
 Rush Yards..... 170 - Appalachian State, 2014  
 Long Rush ..... 62 - Appalachian State, 2014  
 Touchdowns..... 2 - Miami (Ohio), 2014

**Career Stats**

YEAR	G/GS	RUSH	YDS	TD	LG	REC	YDS	TD	LG
2013	13/1	83	270	2	30	0	0	0	0
2014	6/6	82	471	3	62	0	0	0	0
<b>Total</b>	<b>19/7</b>	<b>165</b>	<b>741</b>	<b>5</b>	<b>62</b>	<b>0</b>	<b>0</b>	<b>0</b>	<b>0</b>



**26 JOURDAN LEWIS**  
 Defensive Back  
 5-10 • 175 • So.  
 Detroit, Mich.  
 (Cass Technical HS)

**2014 Notes**

- Recorded career-high-tying five tackles and one interception in 18-13 win vs. Penn State (10/11)
- Posted five tackles and two pass breakups vs. Utah (9/20)
- Made first career start and grabbed first collegiate interception in 34-10 win vs. Miami (Ohio) (9/13)
- Recorded first career TFL at Notre Dame (9/4)
- Has appeared in 20 career games, making five starts at cornerback

**Career Highs**

Tackles..... 5 - 2x (last; Indiana, 2013)  
 Tackles for Loss ..... 0.5 - Notre Dame, 2014  
 Interceptions..... 1 - 2x (last; Penn State, 2014)  
 Pass breakups ..... 2 - Utah, 2014

**Career Stats - Tackles**

Year	G/GS	UA-A	Tot	TFL-Yds	Sacks-Yds	PBU	FF-FR	INT-Yds
2013	13/0	14-3	17	0.0	0-0	2	0-0	0-0
2014	7/5	20-7	27	0.5-1	0-0	4	0-0	2-4
<b>Total</b>	<b>20/5</b>	<b>34-10</b>	<b>44</b>	<b>0.5-1</b>	<b>0-0</b>	<b>6</b>	<b>0-0</b>	<b>2-4</b>



2014 Updated Michigan Bios



**23**

**DENNIS NORFLEET**

Wide Receiver  
5-7 • 169 • Jr.  
Detroit, Mich.  
(Luther King HS)

**2014 Notes**

- Ranks 1st in program history in career kickoff return yards (2,029)
- Owns program record for total kickoff returns (86)
- Ranks 3rd in program history in career total return yards (2,102)
- One of three in U-M history with more than 2,000 total return yards
- Hauled in career-long 24-yard reception and returned two kickoffs for 52 yards in U-M's 18-13 win vs. Penn State (10/11)
- Posted two receptions for 24 yards, recorded one rush for eight yards and had 58 yards on three kickoff returns at Rutgers (10/4)
- Recorded 38 yards on two kickoff returns vs. Minnesota (9/27)
- Named team captain vs. Gophers
- Posted two catches and one 22-yard kickoff return vs. Utah (9/20)
- Notched season-best 42-yard kick return in U-M's 34-10 victory vs. Miami (Ohio) (9/13)
- Added one carry for 21 yards vs. RedHawks
- Named team captain vs. Miami (Ohio)
- Posted career-high-tying three receptions for 16 yards and one kickoff return for 16 yards at Notre Dame (9/6)
- Added two carries for 20 yards at Fighting Irish
- Made first collegiate start at wide receiver and recorded career-high three receptions for career-high 30 receiving yards in Michigan's 52-14 victory vs. Appalachian State (8/30)
- Also added one 36-yard kickoff return vs. Mountaineers
- Has appeared in 33 games, including 13 at wide receiver

**Career Highs (Kickoff Returns)**

Returns..... 8 - Alabama, 2012  
Yards..... 177 - Alabama, 2012  
Long ..... 44 - Indiana, 2013

**Career Highs (Receiving)**

Receptions ..... 3 - 2x (last: Notre Dame, 2014)  
Yards..... 30 - Appalachian State, 2014  
Long ..... 24 - Penn State, 2014

**Career Stats - Kickoff Returns**

Year	KO Ret.	Yds	TD	Lg	Avg./Ret	Avg/G
2012	35	827	0	38	23.6	2.7
2013	40	938	0	44	23.4	3.3
2014	11	264	0	42	24.0	1.6
<b>Total</b>	<b>86</b>	<b>2,029</b>	<b>0</b>	<b>44</b>	<b>23.6</b>	<b>2.6</b>

**Career Stats - Receiving**

Year	G/GS	Rec	Yds	TD	Lg
2012	13/0	0	0	0	0
2013	13/0	6	46	0	15
2014	7/3	11	102	0	24
<b>Total</b>	<b>33/3</b>	<b>17</b>	<b>148</b>	<b>0</b>	<b>24</b>



**47**

**JAKE RYAN**

Linebacker  
6-3 • 236 • Sr.  
Westlake, Ohio  
(St. Ignatius HS)

**2014 Notes**

- Leads U-M with 56 tackles
- Ranks 9th on U-M's career tackles for loss list (40.5)
- Tied for 3rd in Big Ten and 26th in NCAA in total TFLs (9.0)
- Ranks 11th in Big Ten in tackles per game (8.0)
- Posted 10 tackles, including season-best 3.0 TFLs, in U-M's 18-13 victory vs. Penn State (10/11)
- Served as team captain vs. Penn State
- Named Big Ten co-Defensive Player of the Week for his performance vs. Nittany Lions
- Recorded eight tackles, including 2.0 TFLs, and one pass breakup at Rutgers (10/4)
- Tallied five tackles and one pass breakup vs. Minnesota (9/27)
- Named team captain vs. Gophers
- Posted career-high 13 tackles, including 3.0 TFLs, vs. Utah (9/20)
- Notched first sack of season vs. Utes
- Has registered at least one TFL in 30 of his last 38 games
- Posted six tackles in U-M's 34-10 victory vs. Miami (Ohio) (9/13)
- Matched then-career high with 11 tackles at Notre Dame (9/6)
- Recorded three tackles, including 1.0 TFL, in Michigan's 52-14 victory vs. Appalachian State (8/30)
- Recorded 100th solo tackle of his career vs. Appalachian State
- Named team captain vs. Mountaineers
- Has appeared in 41 games at linebacker and defensive end, making 36 starts

**Career Highs**

Tackles ..... 13 - Utah, 2014  
Tackles for Loss..... 4 - Virginia Tech, 2011^  
Sacks ..... 1.5 - Illinois, 2012  
Fumble Recoveries... 2 - San Diego State, 2011  
^Allstate Sugar Bowl (Jan. 3, 2012)

**Career Stats - Tackles**

Year	G/GS	UA-A	Tot	TFL-Yds	Sacks-Yds	PBU	FF-FR	INT-Yds
2011	13/11	20-17	37	11.0-53	3-8	0	2-0	0-0
2012	13/13	56-32	88	16.0-71	4.5-35	3	1-0	0-0
2013	8/5	23-7	30	4.5-9	0-0	1	0-0	0-0
2014	7/7	33-23	56	9.0-28	2-15	2	0-0	0-0
<b>Total</b>	<b>41/36</b>	<b>132-79</b>	<b>211</b>	<b>40.5-161</b>	<b>9.5-58</b>	<b>6</b>	<b>3-0</b>	<b>0-0</b>

2014 Updated Michigan Bios



**4 DE'VEON SMITH**  
 Running Back  
 5-11 • 220 • So.  
 Warren, Ohio  
 (Howland HS)

**2014 Notes**

- Tied for 14th in Big Ten in rushing TDs (4)
- Has amassed 306 rushing yards on 59 carries in 2014 (5.2 avg.)
- Rushed 12 times for 24 yards in Michigan's 18-13 victory vs. Penn State (10/11)
- Hauled in first two receptions of career for 21 yards vs. Nittany Lions
- Rushed career-high 10 times for 31 yards and one touchdown at Rutgers (10/4)
- Posted team-high 57 rushing yards and one touchdown on nine carries vs. Minnesota (9/27)
- Registered nine carries for 44 yards in U-M's 34-10 victory vs. Miami (Ohio) (9/13)
- Rushed seven times for 30 yards at Notre Dame (9/6)
- Registered eight carries for career-high 115 rushing yards and career-high two touchdowns in Michigan's 52-14 victory vs. Appalachian State (8/30)
- Two touchdowns vs. Mountaineers were first two career scores
- Posted career-long 61-yard run in second quarter vs. Appalachian State

**Career Highs**

Rush Attempts..... 10 - Rutgers, 2014  
 Rush Yards ..... 115 - Appalachian State, 2014  
 Long Rush ..... 61 - Appalachian State, 2014  
 Touchdowns..... 2 - Appalachian State, 2014

**Career Stats**

YEAR	G/GS	RUSH	YDS	TD	LG	REC	YDS	TD	LG
2013	13/0	26	117	0	38	0	0	0	0
2014	7/0	59	306	4	61	2	21	0	13
<b>Total</b>	<b>20/0</b>	<b>85</b>	<b>423</b>	<b>4</b>	<b>61</b>	<b>2</b>	<b>21</b>	<b>0</b>	<b>13</b>



**6 RAYMON TAYLOR**  
 Defensive Back  
 5-10 • 184 • Sr.  
 Detroit, Mich.  
 (Highland Park HS)

**2014 Notes**

- Notched four tackles and one pass breakup in U-M's 18-13 victory vs. Penn State (10/11)
- Recorded five tackles and one pass breakup at Rutgers (10/4)
- Posted first TFL of season at Notre Dame (9/6)
- Named team captain at Fighting Irish
- Made one tackle in U-M's 52-14 victory vs. Appalachian State (8/30)
- Has appeared in 42 games, making 26 starts at defensive back

**Career Highs**

Tackles..... 12 - Michigan State, 2013  
 Tackles for Loss..... 1 - 2x (last: Notre Dame, 2014)  
 Interceptions..... 1 - 6x (last: Iowa, 2013)  
 Pass breakups ..... 4 - Indiana, 2013

**Career Stats - Tackles**

Year	G/GS	UA-A	Tot	TFL-Yds	Sacks-Yds	PBU	FF-FR	INT-Yds
2011	11/0	1-1	2	0-0	0-0	0	0-0	0-0
2012	13/11	33-12	45	0-0	0-0	1	0-1	2-70
2013	13/12	61-25	86	1.5-5	0.5-3	7	0-1	4-75
2014	5/3	8-2	10	1.0-1	0-0	2	0-0	0-0
<b>Total</b>	<b>42/26</b>	<b>103-40</b>	<b>143</b>	<b>2.5-6</b>	<b>0.5-3</b>	<b>10</b>	<b>0-2</b>	<b>6-145</b>

2014 Updated Michigan Bios



**45**

**MATT WILE**  
 Kicker/Punter  
 6-2 • 219 • Sr.  
 San Diego, Calif.  
 (Francis Parker HS)

**2014 Notes**

- Has made 13-of-20 career field goals
- Has made seven of his last eight field goal attempts this season
- Connected on 3-of-3 on field goal attempts vs. Penn State (10/11)
- Notched season-long 45-yard field goal vs. Nittany Lions
- Named Big Ten co-Special Teams Player of the Week for his performance vs. Penn State
- Connected 1-of-2 field goal attempts at Rutgers (10/4)
- Connected on 1-of-1 field goal attempts vs. Utah (9/20)
- Connected on 2-of-2 field goal attempts vs. Miami (9/13)

**Career Highs**

Field Goals Made ..... 3 - Penn State, 2014  
 Field Goal Atts..... 3 - Penn State, 2014  
 Long ..... 52 - South Carolina, 2012^  
 ^*Outback Bowl (Jan. 1, 2013)*

**Career Stats - Field Goals**

FGM-FGA	Pct	01-19	20-29	30-39	40-49	50-99	Lg	Blk
13-20	65.0	1-1	3-3	2-2	6-9	1-5	52	1



**22**

**JARROD WILSON**  
 Safety  
 6-2 • 205 • Jr.  
 Akron, Ohio  
 (Akron Buchtel HS)

**2014 Notes**

- Recorded eight tackles in U-M's 18-13 victory vs. Penn State (10/11)
- Named team captain vs. Nittany Lions
- Notched two tackles and one pass breakup at Rutgers (10/4)
- Named team captain at Scarlet Knights
- Posted career-high nine tackles vs. Minnesota (9/27)
- Tallied four tackles at Notre Dame (9/6)
- Made one tackle in U-M's 52-14 victory vs. Appalachian State (8/30)
- Has appeared in 31 games, making 13 starts at safety

**Career Highs**

Tackles ..... 9 - Minnesota, 2014  
 Tackles for Loss..... 1 - Iowa, 2013; Central Michigan, 2013  
 Interceptions..... 1 - Penn State, 2013; Akron, 2013  
 Pass breakups ..... 1 - 3x (last: Rutgers, 2014)

**Career Stats - Tackles**

Year	G/GS	UA-A	Tot	TFL-Yds	Sacks-Yds	PBU	FF-FR	INT-Yds
2012	13/0	4-4	8	0-0	0-0	0	0-1	0-0
2013	13/8	28-22	50	2.0-4	0-0	2	0-0	2-1
2014	5/5	13-11	24	0-0	0-0	1	0-0	0-0
<b>Total</b>	<b>31/13</b>	<b>43-37</b>	<b>80</b>	<b>2.0-4</b>	<b>0-0</b>	<b>3</b>	<b>0-1</b>	<b>2-1</b>

## THE LAST TIME IT HAPPENED - MICHIGAN

<b>An Individual Attempted 25 Rushes:</b> Fitz Toussaint (32 attempts), Indiana ..... Oct. 19, 2013	<b>An Individual Threw A 60-Yard Scoring Pass:</b> Devin Gardner (61 yards to Jeremy Gallon), Notre Dame.....Sept. 7, 2013
<b>An Individual Attempted 30 Rushes:</b> Fitz Toussaint (32 attempts), Indiana ..... Oct. 19, 2013	<b>An Individual Threw A 70-Yard Scoring Pass:</b> Devin Gardner (75 yards to Roundtree) at Ohio State ..... Nov. 24, 2012
<b>An Individual Rushed for 150 Yards:</b> Derrick Green (170 yards), Appalachian State..... Aug. 30, 2014	<b>An Individual Threw An 80-Yard Scoring Pass:</b> Ryan Mallett (97 yards), at Wisconsin ..... Nov. 10, 2007
<b>An Individual Rushed for 200 Yards:</b> Denard Robinson (235 yards), at Purdue.....Oct. 6, 2012	<b>An Individual Threw A 90-Yard Scoring Pass:</b> Ryan Mallett (97 yards), at Wisconsin ..... Nov. 10, 2007
<b>Team Rushed For 200 Yards:</b> Miami (Ohio) (276 yards) ..... Sept. 13, 2014	<b>An Individual Caught Eight Passes:</b> Devin Funchess (9 receptions), at Notre Dame.....Sept. 6, 2014
<b>Team Rushed For 300 Yards:</b> Appalachian State (364 yards) ..... Aug. 30, 2014	<b>An Individual Caught Nine Passes:</b> Devin Funchess (9 receptions), at Notre Dame.....Sept. 6, 2014
<b>Team Rushed For 400 Yards:</b> Bowling Green (466 yards)..... Sept. 25, 2010	<b>An Individual Caught 10 Passes:</b> Jeremy Gallon (10 receptions), at Northwestern..... Nov. 16, 2013
<b>Team Rushed For 500 Yards:</b> vs. Stanford (531 yards)..... Sept. 18, 1976	<b>An Individual Had 100 Yards In Receptions:</b> Devin Funchess (107 yards), at Notre Dame ..... Sept. 6, 2014
<b>Team Had Less Than 25 Rushing Attempts:</b> Kansas State (15 attempts) .....Dec. 28, 2013	<b>An Individual Had 150 Yards In Receptions:</b> Jeremy Gallon (175 yards), Ohio State ..... Nov. 30, 2013
<b>Team Was Held To Less Than 100 Yards Rushing:</b> Penn State (64 yards) .....Oct. 11, 2014	<b>An Individual Scored On A 60-Yard Reception:</b> Jeremy Gallon (61 yards), Notre Dame.....Sept. 7, 2013
<b>Team Was Held To Less Than 50 Yards Rushing:</b> Nebraska (-21 yards)..... Nov. 9, 2013	<b>An Individual Scored On A 70-Yard Reception:</b> Roy Roundtree (75 yards) at Ohio State..... Nov. 24, 2012
<b>An Individual Scored On A Run of 60 Yards:</b> Denard Robinson (67 yards), at Ohio State ..... Nov. 24, 2012	<b>An Individual Scored On An 80-Yard Reception:</b> Mario Manningham (97 yards), at Wisconsin..... Nov. 10, 2007
<b>An Individual Scored On A Run of 70 Yards:</b> Denard Robinson (79 yards), vs. Air Force.....Sept. 8, 2012	<b>Team Gained 500 Total Yards:</b> Appalachian State (560 yards)..... Aug. 30, 2013
<b>An Individual Scored On A Run of 80 Yards:</b> Denard Robinson (87 yards), at Notre Dame ..... Sept. 11, 2010	<b>Team Gained 600 Total Yards:</b> Ohio State (603 yards) ..... Nov. 30, 2013
<b>An Individual Attempted 40 Passes:</b> Devin Gardner (45 attempts), Ohio State ..... Nov. 30, 2013	<b>Team Gained Less Than 200 Total Yards:</b> Minnesota (171 yards) ..... Sept. 28, 2014
<b>An Individual Attempted 50 Passes:</b> Chad Henne (54 attempts), at Ohio State ..... Nov. 20, 2004	<b>Team Gained Less Than 100 Total Yards:</b> Ohio State (91 yards)..... Nov. 17, 2007
<b>An Individual Completed 20 Passes:</b> Shane Morris (24 completions), vs. Kansas State .....Dec. 28, 2013	<b>Team Was Penalized 10 Times:</b> at Illinois (10-86 yards) ..... Oct. 16, 2004
<b>An Individual Completed 30 Passes:</b> Devin Gardner (32 completions) Ohio State..... Nov. 30, 2013	<b>Team Was Penalized 15 Times:</b> vs. UCLA (15-148 yards) .....Dec. 31, 1981
<b>An Individual Passed For 300 Yards:</b> Devin Gardner (451 yards), Ohio State..... Nov. 30, 2013	<b>Team Was Not Penalized:</b> Wisconsin .....Nov. 8, 1980
<b>An Individual Passed For 400 Yards:</b> Devin Gardner (451 yards), Ohio State..... Nov. 30, 2013	<b>Team Punted 10 Times:</b> at Iowa (10 punts) ..... Nov. 23, 2013
<b>An Individual Passed For 500 Yards:</b> Devin Gardner (503 yards), Indiana..... Oct. 19, 2013	<b>Team Did Not Punt:</b> Bowling Green..... Sept. 25, 2010
<b>An Individual Threw Three Touchdown Passes:</b> Devin Gardner (3 TDs), Appalachian State..... Aug. 30, 2013	<b>An Individual Recorded A 60-Yard Punt:</b> Will Hagerup (61 yards) at Rutgers .....Oct. 4, 2014
<b>An Individual Threw Four Touchdown Passes:</b> Devin Gardner (4 TDs), Ohio State ..... Nov. 30, 2013	<b>An Individual Recorded A 70-Yard Punt:</b> Will Hagerup (72 yards), at Purdue ..... Nov. 13, 2010
<b>Team Had Less Than 10 Passing Attempts:</b> Northwestern (5 attempts) .....Oct. 31, 1987	<b>An Individual Recorded An 80-Yard Punt:</b> Monte Robbins (82 yards), at Hawaii ..... Dec. 6, 1987
<b>Team Had Less Than Five Completions:</b> Northwestern (1 completion) .....Oct. 31, 1987	<b>An Individual Ran For A First Down Out of Punt Formation:</b> Floyd Simmons (4 yards), South Carolina.....Jan. 1, 2013
<b>Team Had Less Than 50 Yards Passing:</b> Northwestern (3 yards) ..... Oct. 31, 1987	<b>Team Had A Punt Blocked:</b> Massachusetts ..... Sept. 18, 2010

## THE LAST TIME IT HAPPENED - MICHIGAN

**An Individual Threw Five Interceptions:**

Demetrius Brown (7 int.), vs. Michigan State ..... Oct. 10, 1987

**An Individual Threw Six Interceptions:**

Demetrius Brown (7 int.), vs. Michigan State ..... Oct. 10, 1987

**An Individual Made Two Interceptions:**

Thomas Gordon (2 int.) Indiana ..... Oct. 19, 2013

**An Individual Made Three Interceptions:**

Andy Moeller (3 int.), vs. Wisconsin ..... Oct. 4, 1986

**Team Turned The Ball Over Four Times:**

Utah (1 fumble, 3 interceptions) ..... Sept. 20, 2014

**Team Turned The Ball Over Five Times:**

at Notre Dame (1 fumble, 5 interceptions) ..... Sept. 22, 2012

**Team Turned The Ball Over Six Times:**

at Notre Dame (1 fumble, 5 interceptions) ..... Sept. 22, 2012

**Team Turned The Ball Over Seven Times:**

Michigan State (Seven - 7 interceptions) ..... Oct. 10, 1987

**Team Lost Four Fumbles:**

at Notre Dame (4 fumbles) ..... Sept. 13, 2008

**Team Lost Five Fumbles:**

North Carolina (5 fumbles) ..... Sept. 18, 1965

**Team Recovered An Onside Kick:**

Michigan State ..... Oct. 30, 2004

**Team Had 30 First Downs:**

Ohio State (31 first downs) ..... Nov. 30, 2013

**Team Had Less Than 10 First Downs:**

Ohio State (8 first downs) ..... Nov. 17, 2007

**An Individual Scored Three Touchdowns:**

Devin Funchess (3 TDs), Appalachian State ..... Aug. 30, 2014

**An Individual Scored Four Touchdowns:**

Fitz Toussaint (4 TDs), Indiana ..... Oct. 19, 2013

**An Individual Scored Five Touchdowns:**

Ron Johnson (5 TDs), Wisconsin ..... Nov. 16, 1968

**An Individual Caught Two Touchdown Passes:**

Devin Funchess (3 TDs), Appalachian State ..... Aug. 30, 2014

**An Individual Caught Three Touchdown Passes:**

Devin Funchess (3 TDs), Appalachian State ..... Aug. 30, 2014

**An Individual Caught and Ran for a Touchdown:**

Vincent Smith vs. Minnesota ..... Oct. 1, 2011

**A Non-QB Threw and Ran for a Touchdown:**

Vincent Smith vs. Minnesota ..... Oct. 1, 2011

**An Individual Threw and Caught a Touchdown:**

Vincent Smith vs. Minnesota ..... Oct. 1, 2011

**An Individual Threw, Ran for and Caught a Touchdown:**

Vincent Smith vs. Minnesota ..... Oct. 1, 2011

**An Individual Made Three Field Goals:**

Matt Wile (3-3), Penn State ..... Oct. 11, 2014

**An Individual Made Four Field Goals:**

Brendan Gibbons (4-5) at Northwestern ..... Nov. 16, 2013

**An Individual Returned A Kickoff For A Touchdown:**

Darryl Stonum (94 yards), Notre Dame ..... Sept. 12, 2009

**An Individual Returned A Punt For A Touchdown:**

Martavious Odoms (73 yards), at Purdue ..... Nov. 1, 2008

**An Individual Returned An Interception For A Touchdown:**

Willie Henry (7 yards), Utah ..... Sept. 20, 2014

**An Individual Returned A Blocked Punt For A Touchdown:**

Ben Gedeon (32 yards), Appalachian State ..... Aug. 30, 2014

**An Individual Returned A Blocked Field Goal For A Touchdown:**

Jeremy LeSueur (78 yards), at Oregon ..... Sept. 20, 2003

**An Individual Returned A Fumble For A Touchdown:**

Frank Clark (24 yards), at Penn State ..... Oct. 12, 2013

**An Individual Kicked A 50-Yard Field Goal:**

Matt Wile (52 yards), South Carolina ..... Jan. 1, 2013

**Team Scored A 2-Point Conversion:**

vs. Kansas State (Justice Hayes pass from Jeremy Gallon) ..... Dec. 28, 2013

**Team Scored A Safety:**

Penn State ..... Oct. 11, 2014

**Team Recorded A Shutout:**

Illinois (45-0) ..... Oct. 13, 2012

**Team Scored 30 Points In A Quarter:**

at Minnesota (31 points, fourth quarter) ..... Oct. 10, 2003

**Team Scored 30 Points In The First Half:**

Appalachian State (35 points) ..... Aug. 30, 2014

**Team Scored 30 Points In The Second Half:**

Indiana (35 points) ..... Oct. 19, 2013

**Team Scored 40 Points In A Half:**

Massachusetts (42 points, first half) ..... Sept. 15, 2012

**Team Scored 28 Points In The 1st Quarter:**

Deleware State (28 points) ..... Oct. 17, 2009

**Team Scored 28 Points In The 2nd Quarter:**

Massachusetts (28 points) ..... Sept. 15, 2012

**Team Scored 28 Points In The 3rd Quarter:**

Minnesota (28 points) ..... Oct. 24, 1992

**Team Scored 28 Points In The 4th Quarter:**

Notre Dame (28 points) ..... Sept. 10, 2011

## THE LAST TIME IT HAPPENED - OPPONENT

### An Individual Attempted 25 Rushes:

David Cobb (32 attempts), Minnesota ..... Sept. 28, 2014

### An Individual Attempted 30 Rushes:

David Cobb (32 attempts), Minnesota ..... Sept. 28, 2014

### An Individual Rushed for 150 Yards:

David Cobb (183 yards), Minnesota ..... Sept. 28, 2014

### An Individual Rushed for 200 Yards:

Carlos Hyde (226 yards), Ohio State ..... Nov. 30, 2013

### A Team Had Less Than 25 Rushing Attempts:

Miami (Ohio) (24 attempts) ..... Sept. 13, 2014

### A Team Rushed For 200 Yards:

Minnesota (206 yards) ..... Sept. 28, 2014

### A Team Rushed For 300 Yards:

Ohio State (393 yards) ..... Nov. 30, 2013

### A Team Rushed For 400 Yards:

Minnesota (424 yards) ..... Oct. 10, 2003

### A Team Rushed For 500 Yards:

Never

### A Team Was Held To Less Than 100 Yards Rushing:

Penn State (54 yards) ..... Oct. 11, 2014

### A Team Was Held To Less Than 50 Yards Rushing:

Miami (Ohio) (33 yards) ..... Sept. 13, 2014

### An Individual Scored On A Run of 60 Yards:

James White (61 yards), Wisconsin ..... Nov. 20, 2010

### An Individual Scored On A Run of 70 Yards:

Jason Ford (79 yards), Illinois ..... Oct. 31, 2009

### An Individual Scored On A Run of 80 Yards:

Darius Willis (85 yards), Indiana ..... Sept. 26, 2009

### An Individual Attempted 40 Passes:

Christian Hackenberg (44 attempts), at Penn State ..... Oct. 12, 2013

### An Individual Attempted 50 Passes:

Tommy Rees (51 attempts), Notre Dame ..... Sept. 7, 2013

### An Individual Completed 20 Passes:

Christian Hackenberg (21 completions), Penn State ..... Oct. 11, 2014

### An Individual Completed 30 Passes:

Dan Persa (32 completions), Northwestern ..... Oct. 8, 2011

### An Individual Passed For 300 Yards:

Gary Nova (404 yards), at Rutgers ..... Oct. 4, 2014

### An Individual Passed For 400 Yards:

Gary Nova (404 yards), at Rutgers ..... Oct. 4, 2014

### An Individual Passed For 500 Yards:

Never

### An Individual Threw Three Touchdown Passes:

Gary Nova (3 TDs), at Rutgers ..... Oct. 4, 2014

### An Individual Threw Four Touchdown Passes:

Scott Tolzien (4 TDs), Wisconsin ..... Nov. 14, 2009

### A Team Had Less Than 10 Passing Attempts:

Eastern Michigan (6 attempts) ..... Sept. 17, 2011

### A Team Had Less Than Five Completions:

Eastern Michigan (3 completions) ..... Sept. 17, 2011

### A Team Had Less Than 50 Yards Passing:

Illinois (29 yards) ..... Oct. 13, 2011

### An Individual Threw A 60-Yard Scoring Pass:

Gary Nova (80 yards to Andrew Turzilli), at Rutgers ..... Oct. 4, 2014

### An Individual Threw A 70-Yard Scoring Pass:

Gary Nova (80 yards to Andrew Turzilli), at Rutgers ..... Oct. 4, 2014

### An Individual Threw An 80-Yard Scoring Pass:

Gary Nova (80 yards to Andrew Turzilli), at Rutgers ..... Oct. 4, 2014

### An Individual Caught Eight Passes:

Will Fuller (9 receptions), at Notre Dame ..... Sept. 6, 2014

### An Individual Caught Nine Passes:

Will Fuller (9 receptions), at Notre Dame ..... Sept. 6, 2014

### An Individual Caught 10 Passes:

Tyler Lockett (10 receptions), vs. Kansas State ..... Dec. 28, 2013

### An Individual Had 100 Yards In Receptions:

Tyler Lockett (116 yards), vs. Kansas State ..... Dec. 28, 2013

### An Individual Had 150 Yards In Receptions:

Michael Floyd (159 yards), Notre Dame ..... Sept. 10, 2011

### An Individual Scored On A 60-Yard Reception:

Andrew Turzilli (80 yards from Gary Nova), at Rutgers ..... Oct. 4, 2014

### An Individual Scored On A 70-Yard Reception:

Andrew Turzilli (80 yards from Gary Nova), at Rutgers ..... Oct. 4, 2014

### An Individual Scored On An 80-Yard Reception:

Andrew Turzilli (80 yards from Gary Nova), at Rutgers ..... Oct. 4, 2014

### A Team Gained 500 Total Yards:

Ohio State (526 yards) ..... Nov. 30, 2013

### A Team Gained 600 Total Yards:

Oregon (624 yards) ..... Sept. 8, 2007

### A Team Gained Less Than 200 Total Yards:

Miami (Ohio) (198 yards) ..... Sept. 13, 2014

### A Team Gained Less Than 100 Total Yards:

Notre Dame (79 yards) ..... Sept. 15, 2007

### A Team Was Penalized 10 Times:

Massachusetts (10-69 yards) ..... Sept. 15, 2012

### A Team Was Penalized 15 Times:

Utah (15-137 yards) ..... Aug. 30, 2008

### A Team Was Not Penalized:

Wisconsin ..... Nov. 15, 1997

### A Team Punted 10 Times:

Minnesota (10 punts) ..... Oct. 1, 2011

### A Team Did Not Punt:

Notre Dame ..... Sept. 13, 1986

### An Individual Recorded A 60-Yard Punt:

Sam Foltz (64 yards) Nebraska ..... Nov. 9, 2013

### An Individual Recorded A 70-Yard Punt:

David Baska (71 yards) vs. Air Force ..... Sept. 8, 2012

### An Individual Recorded An 80-Yard Punt:

Greg Montgomery (86 yards), Michigan State ..... Oct. 11, 1986

### An Individual Ran For A First Down Out of Punt Formation:

Mike Sadler (26 yards), vs. Michigan State ..... Oct. 20, 2012

### A Team Had A Punt Blocked:

Appalachian State ..... Aug. 30, 2014

**THE LAST TIME IT HAPPENED - OPPONENT****An Individual Threw Five Interceptions:**

Todd Schultz (5 int.), at Michigan State ..... Oct. 25, 1997

**An Individual Threw Six Interceptions:**

Bernie Kosar (6 int.), Miami, Fla. .... Sept. 8, 1984

**An Individual Made Two Interceptions:**

Justin March (2 int.), Akron ..... Sept. 14, 2013

**An Individual Made Three Interceptions:**

Greg Yeldell (3 int.), Indiana ..... Oct. 24, 1998

**A Team Turned The Ball Over Four Times:**

at Iowa (1 fumble, 3 interceptions) ..... Nov. 23, 2013

**A Team Turned The Ball Over Five Times:**

Notre Dame (3 fumbles, 2 interceptions) ..... Sept. 10, 2011

**A Team Turned The Ball Over Six Times:**

Miami (5 interceptions, 2 fumbles) ..... Sept. 4, 2004

**A Team Turned The Ball Over Seven Times:**

Miami (5 interceptions, 2 fumbles) ..... Sept. 4, 2004

**A Team Lost Four Fumbles:**

Northern Illinois (4 fumbles) ..... Sept. 3, 2005

**A Team Lost Five Fumbles:**

Wisconsin (5 fumbles) ..... Sept. 22, 1984

**A Team Recovered An Onside Kick:**

Iowa ..... Nov. 17, 2012

**A Team Had 30 First Downs:**

Indiana (35 first downs) ..... Oct. 2, 2010

**A Team Had Less Than 10 First Downs:**

Miami (Ohio) (8 first downs) ..... Sept. 13, 2014

**An Individual Scored Three Touchdowns:**

Tyler Lockett (3 TDs), vs. Kansas State ..... Dec. 28, 2013

**An Individual Scored Four Touchdowns:**

Montee Ball (4 TDs), Wisconsin ..... Nov. 20, 2010

**An Individual Scored Five Touchdowns:**

Mikel Leshoure (5 TDs), Illinois ..... Nov. 6, 2010

**An Individual Caught Two Touchdown Passes:**

Andrew Turzilli (2 TDs), at Rutgers ..... Oct. 4, 2014

**An Individual Caught Three Touchdown Passes:**

Tyler Lockett (3 TDs) vs. Kansas State ..... Dec. 28, 2013

**An Individual Caught and Ran for a Touchdown:**

Ameer Abdullah vs. Nebraska ..... Nov. 9, 2013

**A Non-QB Threw and Ran for a Touchdown:**

Never

**An Individual Threw and Caught a Touchdown:**

Never

**An Individual Threw, Ran for and Caught a Touchdown:**

Never

**An Individual Made Three Field Goals:**

Ryan Santoso (3-3), Minnesota ..... Sept. 28, 2014

**An Individual Made Four Field Goals:**

Andy Phillips (4-5) Utah ..... Sept. 20, 2014

**An Individual Returned A Kickoff For A Touchdown:**

Jordan Hall (85 yards), Ohio State ..... Nov. 27, 2010

**An Individual Returned A Punt For A Touchdown:**

Kaelin Clay (66 yards), Utah ..... Sept. 20, 2014

**An Individual Returned An Interception For A Touchdown:**

DeVondre Campbell (30 yards), Minnesota ..... Sept. 28, 2014

**An Individual Returned A Blocked Punt For A Touchdown:**

Jordan Carey (0 yards), Oregon ..... Sept. 20, 2003

**An Individual Returned A Blocked Field Goal For A Touchdown:**

Roc Alexander (77 yards), Washington ..... Nov. 16, 1996

**An Individual Returned A Fumble For A Touchdown:**

Ty-Meer Brown (34 yards), at Connecticut ..... Sept. 21, 2013

**An Individual Kicked A 50-Yard Field Goal:**

Andy Phillips (50 yards), Utah ..... Sept. 20, 2014

**A Team Scored A 2-Point Conversion:**

Nebraska (Todd Peterson pass from Zac Taylor) ..... Dec. 28, 2006

**A Team Scored A Safety:**

Penn State ..... Oct. 24, 2009

**A Team Recorded A Shutout:**

at Notre Dame (31-0) ..... Sept. 6, 2014

**A Team Scored 30 Points In A Quarter:**

Northwestern (34 points - second quarter) ..... Oct. 18, 1958

**A Team Scored 30 Points In A Half:**

Indiana (30 points, second half) ..... Oct. 19, 2013

**A Team Scored 40 Points In A Half:**

Northwestern (43 points) ..... Oct. 18, 1958

## 2014 MICHIGAN SCORING DRIVES/PLAYS

OPPONENT	PLAYS	YARDS	TOP	RESULT	QTR	PLAY	SCORE
Appalachian State	9	63	4:44	TD	1	Funchess 9-yard pass from Gardner (Wile kick)	7-0
Appalachian State	6	78	3:08	TD	1	Funchess 34-yard pass from Gardner (Wile kick)	14-0
Appalachian State	3	82	2:00	TD	2	Funchess 8-yard pass from Gardner (Wile kick)	21-0
Appalachian State	2	73	0:51	TD	2	Smith 12-yard rush (Wile kick)	28-0
Appalachian State	--	--	--	TD	2	Gedeon 32-yard punt return (Wile kick)	35-0
Appalachian State	6	75	3:24	TD	3	Green 1-yard rush (Wile kick)	42-0
Appalachian State	5	44	2:45	TD	3	13-yard rush (Wile kick)	49-7
Appalachian State	10	63	5:23	FG	4	Wile 18-yard field goal	52-14
Miami (Ohio)	8	38	3:47	FG	1	Wile 29-yard field goal	3-0
Miami (Ohio)	5	37	2:32	TD	1	Darboh 17-yard pass from Gardner (Wile kick)	10-0
Miami (Ohio)	6	66	2:58	TD	2	Green 1-yard rush (Wile kick)	17-10
Miami (Ohio)	3	63	1:14	TD	3	Butt 29-yard pass from Gardner (Wile kick)	24-10
Miami (Ohio)	9	68	4:58	TD	4	Green 12-yard run (Wile kick)	31-10
Miami (Ohio)	11	58	5:37	FG	4	Wile 40-yard field goal	34-10
Utah	12	50	5:24	FG	1	Wile 42-yard field goal	3-0
Utah	--	--	--	TD	2	Henry 7-yard interception return (Wile kick)	10-10
Minnesota	4	47	2:03	TD	2	Smith 10-yard rush (Wile kick)	7-0
Minnesota	12	74	5:23	TD	4	Gardner 3-yard rush (Wile kick)	14-30
Rutgers	9	57	4:51	FG	1	Wile 39-yard field goal	3-0
Rutgers	7	75	2:22	TD	2	Gardner 4-yard run (Wile kick)	10-6
Rutgers	6	43	2:43	TD	2	Smith 1-yard run (Wile kick)	17-12
Rutgers	7	69	3:45	TD	4	Gardner 19-yard run (Wile kick)	24-26
Penn State	6	75	2:51	TD	1	Funchess 43-yard pass from Gardner (Wile kick)	7-3
Penn State	11	48	6:50	FG	2	Wile 45-yard field goal	10-13
Penn State	4	3	1:32	FG	3	Wile 42-yard field goal	13-13
Penn State	6	29	2:15	FG	4	Wile 37-yard field goal	16-13
Penn State	--	--	--	Safety	4	TEAM safety	18-13

### MICHIGAN OFFENSIVE SCORING DRIVE YARDS ANALYSIS

Category	Return	Minus	0-9	10-19	20-29	30-39	40-49	50-59	60-69	70-79	80-89	90-99
Michigan TD	2	0	0	0	0	1	3	0	5	6	1	0
Michigan FG	0	0	1	0	1	1	1	3	1	0	0	0

#### Longest Scoring Drives:

**Plays:** 12, vs. Minnesota (Sept. 28)

**Yards:** 82, vs. Appalachian State (Aug. 30)

**Time of Possession:** 6:50, vs. Penn State (Oct. 11)



## 2014 OPPONENT SCORING DRIVES/PLAYS

OPPONENT	PLAYS	YARDS	TOP	RESULT	QTR	PLAY	SCORE
Appalachian State	11	75	4:24	TD	3	McElfresh 8-yard pass from Bryant (Matics kick)	7-42
Appalachian State	19	96	6:41	TD	4	Cox 1-yard rush (Matics kick)	14-49
Notre Dame	8	71	3:45	TD	1	McDaniel 1-yard rush (Brindza kick)	7-0
Notre Dame	13	80	5:14	TD	2	Carlisle 1-yard pass from Golson (Brindza kick)	14-0
Notre Dame	6	56	0:50	TD	2	Fuller 24-yard pass from Golson (Brindza kick)	21-0
Notre Dame	8	61	3:37	TD	3	Carlisle 12-yard pass from Golson (Brindza kick)	28-0
Notre Dame	7	0	2:07	FG	4	Brindza 43-yard field goal	31-0
Miami (Ohio)	5	26	2:14	FG	2	Patterson 26-yard field goal	3-10
Miami (Ohio)	4	21	1:43	TD	2	Scott 3-yard pass from Hendrix (Patterson kick)	10-10
Utah	9	79	3:16	FG	1	Phillips 35-yard field goal	3-3
Utah	--	--	--	TD	2	Clay 66-yard punt return (Phillips kick)	10-3
Utah	16	54	5:01	FG	2	Phillips 38-yard field goal	13-10
Utah	5	67	1:27	TD	3	Anderson 28-yard pass from Wilson (Phillips kick)	20-10
Utah	7	32	2:13	FG	4	Phillips 48-yard field goal	23-10
Utah	6	14	2:47	FG	4	Phillips 50-yard field goal	26-10
Minnesota	7	72	3:10	TD	2	Leidner 10-yard rush (Santoso kick)	7-7
Minnesota	12	92	2:17	FG	2	Santoso 24-yard field goal	10-7
Minnesota	7	8	3:51	FG	3	Santoso 48-yard field goal	13-7
Minnesota	--	--	--	TD	3	Campbell 30-yard interception return (Santoso kick)	20-7
Minnesota	5	30	2:24	TD	3	Williams 1-yard pass from Leidner (Santoso kick)	27-7
Minnesota	7	37	3:48	FG	4	Santoso 25-yard field goal	30-7
Rutgers	7	58	2:40	FG	1	Federico 35-yard field goal	3-3
Rutgers	8	47	3:54	FG	1	Federico 45-yard field goal	6-3
Rutgers	1	80	0:12	TD	2	Turzilli 80-yard pass from Nova (Federico kick blocked)	12-10
Rutgers	11	75	1:21	TD	2	Tsimis 7-yard pass from Nova (Federico kick)	19-17
Rutgers	10	59	5:51	TD	4	Turzilli 14-yard pass from Nova (Federico kick)	26-17
Penn State	10	57	5:32	FG	1	Ficken 35-yard field goal	3-0
Penn State	11	60	5:45	FG	1	Ficken 32-yard field goal	6-7
Penn State	4	28	2:00	TD	2	Hamilton 10-yard pass from Hackenburg (Ficken kick)	13-7

## OPPONENT SCORING DRIVE YARDS ANALYSIS

Category	Return	Minus	0-9	10-19	20-29	30-39	40-49	50-59	60-69	70-79	80-89	90-99
Opponent TD	2	0	0	0	2	1	0	2	2	4	2	1
Opponent FG	0	0	2	1	1	2	1	3	1	1	0	1

## Longest Scoring Drives:

**Plays:** 19, vs. Appalachian State (Aug. 30)

**Yards:** 96, vs. Appalachian State (Aug. 30)

**Time of Possession:** 6:41, vs. Appalachian State (Aug. 30)

**2014 MICHIGAN 20+-YARD PLAYS FROM SCRIMMAGE**

62 - Run - Derrick Green vs. Appalachian State (Aug. 30)  
 61 - Run - De'Veon Smith vs. Appalachian State (Aug. 30)  
 59 - Run - Derrick Green vs. Appalachian State (Aug. 30)  
**43 - Rec. - Devin Funchess from Devin Gardner vs. Penn State (Oct. 11)**  
**34 - Rec. - Devin Funchess from Devin Gardner vs. Appalachian State (Aug. 30)**  
 33 - Rec. - Devin Funchess from Devin Gardner at Notre Dame (Sept. 6)  
**29 - Rec. - Jake Butt from Devin Gardner vs. Miami (Ohio) (Sept. 13)**  
 28 - Run - De'Veon Smith vs. Minnesota (Sept. 28)  
 28 - Rec. - Jehu Chesson from Devin Gardner at Rutgers (Oct. 4)  
 27 - Run - Drake Johnson vs. Appalachian State (Aug. 30)  
 27 - Rec. - Devin Funchess from Devin Gardner at Notre Dame (Sept. 6)  
 27 - Run - Derrick Green vs. Miami (Ohio) (Sept. 13)  
 27 - Run - Shane Morris vs. Miami (Ohio) (Sept. 13)  
 26 - Rec. - Amara Darboh from Devin Gardner vs. Appalachian State (Aug. 30)  
 26 - Rec. - Keith Heitzman from Shane Morris vs. Appalachian State (Aug. 30)  
 26 - Rec. - Amara Darboh from Devin Gardner vs. Miami (Ohio) (Sept. 13)  
 26 - Run - Derrick Green at Rutgers (Oct. 4)  
 25 - Rec. - Devin Funchess from Devin Gardner vs. Utah (Sept. 20)  
 25 - Rush - Devin Gardner vs. Penn State (Oct. 11)  
 24 - Rec. - Devin Funchess from Devin Gardner vs. Utah (Sept. 20)  
 24 - Rec. - Dennis Norfleet from Devin Gardner vs. Penn State (Oct. 11)  
 23 - Rec. - Devin Funchess from Devin Gardner at Rutgers (Oct. 4)  
 23 - Rec. - Devin Funchess from Devin Gardner at Rutgers (Oct. 4)  
 22 - Rec. - Amara Darboh from Devin Gardner vs. Miami (Ohio) (Sept. 13)  
 22 - Rec. - Jake Butt from Devin Gardner vs. Miami (Ohio) (Sept. 13)  
 21 - Run - Dennis Norfleet vs. Miami (Ohio) (Sept. 13)  
 21 - Run - Derrick Green at Rutgers (Oct. 4)  
 21 - Rec. - Amara Darboh from Devin Gardner vs. Penn State (Oct. 11)  
 20 - Run - Derrick Green vs. Utah (Sept. 20)  
 20 - Rec. - Jake Butt from Devin Gardner at Rutgers (Oct. 4)  
 20 - Rec. - Dennis Norfleet from Devin Gardner at Rutgers (Oct. 4)  
 20 - Rec. - Amara Darboh from Devin Gardner vs. Penn State (Oct. 11)

20+-yard Receptions - 20 (8, Devin Funchess; 5, Amara Darboh; 3, Jake Butt; 2, Dennis Norfleet; 1, Jehu Chesson; 1 Keith Heitzman)  
 20+-yard Runs - 12 (6, Derrick Green; 2, De'Veon Smith; 1, Devin Gardner; 1, Drake Johnson; 1, Shane Morris; 1, Dennis Norfleet)

**Bold indicates a TOUCHDOWN**

# GAME 1

AUG. 30, 2014 • ANN ARBOR, MICH.  
MICHIGAN STADIUM  
ATTENDANCE: 106,811 TV: ESPN2

**MICHIGAN 52**

**APPALACHIAN STATE 14**

Quarterback Devin Gardner connected with wide receiver Devin Funchess for three touchdowns before halftime, and tailbacks Derrick Green (170 yards) and De'Veon Smith (115) became the first Michigan tailback duo to rush for 100 yards or more apiece in the same game in seven seasons and took advantage of great blocking from the line spearheaded by center Jack Miller to complete a pounding of Appalachian State.

The balanced attack built a 42-0 lead en route to the University of Michigan football team's 52-14 victory in Saturday afternoon's (Aug. 30) season opener before 106,811 at Michigan Stadium.

And the defense limited the Mountaineers to 280 yards total offense, while the special teams provided a touchdown with Ben Gedeon's 32-yard return of a punt blocked by Mike McCray.

The common theme on each unit of the team was an urgency that permeated every play.

"We are just here to make our mark," Funchess said. "You only get one chance to make a first impression. That is what we did today. It shows all of our hard work from offseason. We came out and showed what we had today.

Gardner hit nearly every pass he threw, missing only one of 14 attempts for 173 yards with nary a turnover.

Gardner looks to find more consistency with new offensive coordinator Doug Nussmeier, who tutored outstanding quarterback AJ McCarron in a 2012 national championship season for Alabama.

Both Hoke and Gardner said the quarterback benefited from having Nussmeier on the sideline, exchanging strategy thoughts and tough love.


"It helped me a lot in making adjustments during the game, the eye-to-eye factor," said Gardner, noting that the different run play he checked into at the line of scrimmage that resulted in Green's 62-yard run was what most pleased Nussmeier.

"He said it was the best play I made," said Gardner.

Gardner not only made the plays but checked into the right plays -- something he's been urged to do more of this year. Green rushed for 170 yards on 15 carries and Smith had 115 yards on only eight carries. Funchess caught seven passes for 95 yards.

"He's a lot more confident," Funchess said of Gardner. "And as a player, you have to bring swag to yourself. Today, he brought swag."

And together, they brought the house down on Appalachian State.



## SCORING SUMMARY

	1	2	3	4	F
Appalachian St.	0	0	7	7	14
Michigan	14	21	14	3	52

### 1st Quarter

8:48 MICH - Devin Funchess 9 yd pass from Devin Gardner (Matt Wile kick), 9-63 4:44

1:52 MICH - Devin Funchess 34 yd pass from Devin Gardner (Matt Wile kick), 6-78 3:09

### 2nd Quarter

3:59 MICH - Devin Funchess 8 yd pass from Devin Gardner (Matt Wile kick), 3-82 2:00

1:26 MICH - De'Veon Smith 12 yd run (Matt Wile kick), 2-73 0:51

0:48 MICH - Ben Gedeon 32 yd blocked punt (Matt Wile kick), 1-32

### 3rd Quarter

11:36 MICH - Derrick Green 1 yd run (Matt Wile kick), 6-75 3:24

7:12 APP - S McElfresh 8 yd pass from Kameron Bryant (Zach Matics), 11-75 4:24

4:27 MICH - De'Veon Smith 13 yd run (Matt Wile), 5-44 2:45

### 4th Quarter

9:05 APP - Marcus Cox 1 yd run (Zach Matics), 19-96 6:41

3:42 MICH - Matt Wile 18 yd field goal, 10-63 5:23

## GAME STATISTICS

TEAM STATS	APP	MICH
FIRST DOWNS	17	24
RUSHES-YARDS (NET)	36-153	36-350
PASSING YDS (NET)	127	210
Passes Att-Comp-Int	33-17-0	19-16-1
TOTAL OFFENSE PLAYS-YARDS	69-280	55-560
Fumble Returns-Yards-TD	0-0-0	0-0-0
Punt Returns-Yards-TD	1-0-0	2-47-1
Kickoff Returns-Yards-TD	1-18-0	0-0-0
Interception Returns-Yards-TD	0-0-0	0-0-0
Punts (Number-Avg)	8-35.9	1-46.0
Fumbles-Lost	0-0	0-0
Penalties-Yards	8-69	4-44
Possession Time	29:52	30:08
Third-Down Conversions	5 of 17	5 of 8
Fourth-Down Conversions	2 of 3	0 of 0
Red-Zone Scores-Chances	2-2	6-6
Sacks By: Number-Yards	1-8	2-9

### RUSHING:

**Appalachian State** - Terrence Upshaw 18-109; Marcus Cox 11-47; Taylor Lamb 1-6; Kameron Bryant 6-(-9).

**Michigan** - Derrick Green 15-170; De'Veon Smith 8-115; Drake Johnson 3-28; Justice Hayes 4-23; Devin Gardner 5-9; Wyatt Shallman 1-5.

### PASSING:

**Michigan** - Devin Gardner 13-14-0-173-3; Shane Morris 3-5-1-37-0

**Appalachian State** - Kameron Bryant 8-19-0-58-1; Taylor Lamb 9-14-0-69-0

### RECEIVING:

**Michigan** - Devin Funchess 7-95; Dennis Norfleet 3-30; Jehu Chesson 2-22; Amara Darboh 1-26; Keith Heitzman 1-26; Khalid Hill 1-12; Freddy Canteen 1-(-1)

**Appalachian State** - Simms McElfresh 5-25; Jaylan Barbour 2-40; Dante Jones 2-25; Isaiah Lewis 2-8; Taco Sumler 1-13; Malachi Jones 1-12; Barrett Burns 1-3; T. Upshaw 1-1; Montez McGuire 1-0; Bobo Beathard 1-0.

# GAME 2

SEPT. 6, 2014 • SOUTH BEND, IND.  
 NOTRE DAME STADIUM  
 ATTENDANCE: 80,795 TV: NBC

**MICHIGAN 0**

**#16 NOTRE DAME 31**

The University of Michigan football team fell at Notre Dame (No. 16 AP, No. 15 USA Today) 31-0 under the lights at Notre Dame Stadium. Notre Dame quarterback Everett Golson completed 23-of-34 passes for 226 yards and three touchdowns.

Graduate student Devin Gardner finished the game throwing 19-for-31 for 189 yards and two interceptions, while Michigan's leading rusher was sophomore De'Veon Smith, who ran for 30 yards on seven carries. Junior Devin Funchess led all receivers with 107 yards on a career-high nine receptions.

Senior Jake Ryan paced Michigan with a career-high-tying 11 tackles, while junior Joe Bolden added a career-high tying 10 stops. Senior Brennen Beyer recorded U-M's lone sack of the evening, a 16-yard quarterback takedown at the start of the fourth quarter.

Notre Dame scored the first points of the game on a one-yard touchdown run by Cam McDaniel with 1:50 left in the first quarter, taking advantage of two defensive pass interference calls against Michigan on the drive.

Midway through the second quarter, the Irish converted on a fourth-and-3, before Everett Golson threw a two-yard touchdown pass to Amir Carlisle to cap off a 13-play, 80-yard drive with 3:58 left in the first half. Notre Dame scored again before halftime, as Golson found William Fuller in the end zone with 34 seconds left, giving the Irish a 21-0 lead going into the intermission.

Notre Dame continued the scoring in the second half, outscoring Michigan 10-0 after the break. Fuller led Irish receivers with nine catches for 89 yards and a touchdown, while Carlisle finished with seven receptions for 61 yards and two scores.

The Maize and Blue won the rushing yards battle, 100-56, and had more total yards than Notre Dame (289-282) but was penalized five times for 50 yards, while the Irish committed only two penalties for five yards.



## SCORING SUMMARY

	1	2	3	4	F
Michigan	0	0	0	0	0
Notre Dame	7	14	7	3	31

### 1st Quarter

1:50 ND - Cam McDaniel 1 yd run (Kyle Brindza kick)

### 2nd Quarter

3:58 ND - Amir Carlisle 1 yd pass from Golson (Kyle Brindza kick)

0:34 ND - William Fuller 24 yd pass from Golson (Kyle Brindza kick)

### 3rd Quarter

3:02 ND - Amir Carlisle 12 yd pass from Golson (Kyle Brindza kick)

### 4th Quarter

12:03 ND - Kyle Brindza 43 yd field goal

## GAME STATISTICS

TEAM STATS	MICH	ND
FIRST DOWNS	18	20
RUSHES-YARDS (NET)	35-100	31-54
PASSING YDS (NET)	189	226
Passes Att-Comp-Int	32-19-3	34-23-0
TOTAL OFFENSE PLAYS-YARDS	67-289	65-280
Fumble Returns-Yards-TD	0-0-0	0-0-0
Punt Returns-Yards-TD	0-0	4-26
Kickoff Returns-Yards-TD	1-16-0	1-16-0
Interception Returns-Yards-TD	0-0-0	3-33-0
Punts (Number-Avg)	4-42.5	6-38.3
Fumbles-Lost	2-1	0-0
Penalties-Yards	5-50	3-20
Possession Time	33:04	26:56
Third-Down Conversions	4 of 13	7 of 15
Fourth-Down Conversions	1 of 2	1 of 1
Red-Zone Scores-Chances	0 of 0	4 of 4
Sacks By: Number-Yards	1-16	2-16

### RUSHING:

**Michigan**- De'Veon Smith 7-30; Derrick Green 13-25; Justice Hayes 2-20; Dennis Norfleet 2-20; Devin Gardner 11-5.

**Notre Dame** - Cam McDaniel 8-25; Greg Bryant 8-19; Tarean Folston 9-17; Malik Zaire 2-9; TEAM 1-(-2); Everett Golson 3-(-14)

### PASSING:

**Michigan** - Devin Gardner 19-32-3-189-3.

**Notre Dame**- Everett Golson 23-34-0-226-3.

### RECEIVING:

**Michigan** - Devin Funchess 9-107; Jehu Chesson 3-30; Dennis Norfleet 3-16; Amara Darboh 2-23; Khalid Hill 1-9; Joe Kerridge 1-4.

**Notre Dame** - William Fuller 9-89; Amir Carlisle 7-61; Cam McDaniel 2-17; Ben Koyack 2-14; Corey Robinson 1-22; C.J. Prosise 1-18; Chris Brown 1-5.

# GAME 3

SEPT. 13, 2014 • ANN ARBOR, MICH.  
MICHIGAN STADIUM  
ATTENDANCE: 102,824 TV: BTN

**MICHIGAN 34**

**MIAMI (OHIO) 10**

Sophomore running back Derrick Green ran for 137 yards and a pair of touchdowns, while graduate student quarterback Devin Gardner passed for 184 yards and two more scores, as the University of Michigan football team rebounded to down Miami University 34-10 inside Michigan Stadium.

Junior/sophomore wide receiver Amara Darboh had a career day, hauling in six receptions for 88 yards and a touchdown, while sophomore tight end Jake Butt added three catches for 59 yards and a touchdown.

The U-M defense was particularly stifling, including posting a shutout in the second half. The Wolverines held Miami to only 33 yards rushing and 198 yards of total offense. Junior linebacker Joe Bolden led the defense with seven tackles, while fifth-year senior linebacker Jake Ryan was right behind him with six tackles.

The Wolverines jumped on the RedHawks early, going up 10-0 in the first quarter on a 29-yard field goal from senior kicker Matt Wile and a 17-yard touchdown pass from Gardner to Darboh. The touchdown drive was set up by a Miami turnover -- the first Michigan had forced this season -- after sophomore defensive back Jourdan Lewis made an acrobatic interception of Miami quarterback Andrew Hendrix to give the Wolverines a short field.

Michigan had trouble holding onto the ball in the second quarter, turning the ball over three times to allow Miami to get back into the game.

A Darboh fumble after a long reception and a Gardner interception led to two Miami scoring drives, the first of which was a 26-yard field goal by Kaleb Patterson. On the ensuing kickoff, Patterson kicked off high and short, but Michigan could not field the ball cleanly, allowing Miami to recover the fumble. With a short field, the RedHawks got on the board with their first touchdown, a short three-yard touchdown pass from Hendrix to Dawan Scott, tying the game at 10-10.

The Wolverines responded on the next drive to take a 17-10 lead into the half. After Gardner was sacked to make it a 2nd-and-17, Green got his number called four consecutive times and covered 47 yards, capping the drive with a short one-yard touchdown run.

The two teams traded punts for most of the third quarter until Butt recorded a 29-yard touchdown reception from Gardner to make the score 24-10.

The Michigan defense opened up the fourth quarter by stopping Miami on fourth down. On the next drive, Gardner engineered a nine-play, 68-yard drive to tack on another touchdown, culminating with Green plowing into the end zone from 12 yards out, increasing the lead to 31-10 with 9:50 to play. Then, with 18 seconds left, Wile added a 40-yard field goal to cap the scoring at 34-10.



## SCORING SUMMARY

	1	2	3	4	F
Miami (Ohio)	0	10	0	0	10
Michigan	10	7	7	10	34

### 1st Quarter

11:13 MICH - Matt Wile 29 yd field goal

7:00 MICH - Amara Darboh 17 yd pass from Devin Gardner (Matt Wile kick)

### 2nd Quarter

9:14 MU - Kaleb Patterson 26 yd field goal

7:24 MU - Dawan Scott 3 yd pass from Andrew Hendrix (Kaleb Patterson kick)

4:26 MICH - Derrick Green 1 yd run (Matt Wile kick)

### 3rd Quarter

3:44 MICH - Jake Butt 29 yd pass from Devin Gardner (Matt Wile kick)

### 4th Quarter

9:50 MICH - Derrick Green 12 yd run (Matt Wile kick)

0:18 MICH - Matt Wile 40 yd field goal

## GAME STATISTICS

TEAM STATS	MIAMI (OH)	MICH
FIRST DOWNS	8	23
RUSHES-YARDS (NET)	24-48	45-288
PASSING YDS (NET)	165	184
Passes Att-Comp-Int	12-26-1	13-22-1
TOTAL OFFENSE PLAYS-YARDS	50-198	67-460
Fumble Returns-Yards-TD	1-8-0	0-0-0
Punt Returns-Yards-TD	1-8-0	2-9-0
Kickoff Returns-Yards-TD	5-98-0	3-40-0
Interception Returns-Yards-TD	1-0-0	1-0-0
Punts (Number-Avg)	8-37.6	4-43.0
Fumbles-Lost	1-0	3-2
Penalties-Yards	7-40	3-20
Possession Time	25:55	34:05
Third-Down Conversions	2 of 12	6 of 13
Fourth-Down Conversions	0 of 1	0 of 0
Red-Zone Scores-Chances	2 of 2	4 of 4
Sacks By: Number-Yards	1-7	1-12

### RUSHING:

**Michigan** - Derrick Green 22-137; De'Veon Smith 9-44; Shane Morris 1-27; Devin Gardner 6-25; Justice Hayes 5-24; Dennis Norfleet 1-21

**Miami (Ohio)** - Spencer McInnis 6-12; Andrew Hendrix 8-7; Spencer Treadwell 4-7; Paul Moses 3-5; Dawan Scott 2-4

### PASSING:

**Michigan** - Devin Gardner 13-20-1-184-2; Shane Morris 0-2-0-0-0

**Miami (Ohio)** - Andrew Hendrix 12-26-1-165-1

### RECEIVING:

**Michigan** - Amara Darboh 6-88; Jake Butt 3-59; Jehu Chesson 2-20; Da'Mario Jones 1-11; Freddy Canteen 1-6

**Miami (Ohio)** - David Frazier 4-52; Jared Murphy 3-59; Dawan Scott 3-27; Rokeem Williams 1-14; Alex Welch 1-13

# GAME 4

SEPT. 20, 2014 • ANN ARBOR, MICH.  
MICHIGAN STADIUM  
ATTENDANCE: 103,890 TV: ABC

**MICHIGAN 10**

**UTAH 26**

Despite leading in total yards and time of possession, the University of Michigan football team dropped a home contest to Utah 26-10 inside Michigan Stadium.

The Wolverines outgained Utah 308-287 and held the Utes to only 82 yards rushing but turned the ball over four times during the contest. Individual statistical leaders included Devin Gardner, who completed 14-of-26 attempts for 148 yards and wide receiver Devin Funchess, who had four receptions for 82 yards. On defense, linebacker Jake Ryan led the way with 13 tackles, including three for loss.

All the scoring the two teams mustered in the first quarter was a field goal each. Michigan got on the board first, courtesy of a 42-yard field goal by senior kicker Matt Wile. The Wolverines did not get any points on their next drive but managed to pin Utah deep after a punt by fifth-year senior Will Hagerup was downed at the three-yard line. The Utes quickly erased that, though, knotting up the score at 3-3 after a 35-yard field goal by Andy Phillips, which was set up largely due to a 67-yard screen pass from quarterback Travis Wilson to running back Bubba Poole on third down. Poole would have likely scored on the play if not for a touchdown-saving tackle by Michigan sophomore defensive back Jourdan Lewis.


On the second play of the second quarter, Utah's Kaelin Clay returned Hagerup's punt 66 yards for a touchdown to stake the road squad a 10-3 lead.

The teams traded punts on each of their next two possessions, before Michigan was driving on the third, making it all the way to Utah's 25-yard line, until Gardner's intended pass for Funchess was intercepted by Ute defensive back Brian Blechen. On the ensuing drive, Utah's backup quarterback Kendal Thompson, who was in the game after Wilson was exited earlier in the quarter, threw an interception deep in his own territory directly to Michigan junior/sophomore defensive tackle Willie Henry (Cleveland, Ohio/Glenville), who ran it back a short seven yards for the touchdown.

Utah's Phillips connected on a 38-yard field goal at the end of a 16-play drive to cap the scoring in the first half, giving the Utes a 13-10 lead going into the break.

Utah added to its lead early in the second half. First, in the opening two minutes of the third quarter, Wilson found Dres Anderson for a 28-yard touchdown to make the score 20-10. Then, in the fourth quarter, Phillips added two more field goals, from 48 and 50 yards, respectively, to increase the lead to 26-10.

Due to severe weather, the game was then suspended for nearly two-and-a-half hours, but neither team scored again.



## SCORING SUMMARY

	1	2	3	4	F
Utah	3	10	7	6	26
Michigan	3	7	0	0	10

### 1st Quarter

9:36 MICH - Matt Wile 42 yd field goal

1:03 UTAH - Andy Phillips 35 yd field goal

### 2nd Quarter

14:39 UTAH - Kaelin Clay 66 yd punt return (Andy Phillips kick)

5:01 MICH - Willie Henry 7 yd interception return (Matt Wile kick)

0:00 UTAH - Andy Phillips 38 yd field goal

### 3rd Quarter

13:33 UTAH - Dres Anderson 28 yd pass from Travis Wilson (Andy Phillips kick)

### 4th Quarter

14:20 UTAH - Andy Phillips 48 yd field goal

10:50 UTAH - Andy Phillips 50 yd field goal

## GAME STATISTICS

TEAM STATS	UTAH	MICH
FIRST DOWNS	13	19
RUSHES-YARDS (NET)	37-81	36-118
PASSING YDS (NET)	205	190
Passes Att-Comp-Int	18-27-1	18-39-3
TOTAL OFFENSE PLAYS-YARDS	64-286	75-308
Fumble Returns-Yards-TD	0-0-0	0-0-0
Punt Returns-Yards-TD	2-83-1	2-3-0
Kickoff Returns-Yards-TD	2-35-0	1-22-0
Interception Returns-Yards-TD	3-75-0	1-7-1
Punts (Number-Avg)	5-42.6	5-38.8
Fumbles-Lost	1-0	1-1
Penalties-Yards	6-50	3-20
Possession Time	26:28	33:32
Third-Down Conversions	6 of 17	9 of 19
Fourth-Down Conversions	0 of 0	2 of 4
Red-Zone Scores-Chances	2-3	0-0
Sacks By: Number-Yards	4-22	3-30

### RUSHING:

**Michigan** - Derrick Green 14-59; Devin Gardner 10-29; Justice Hayes 3-19; Shane Morris 4-9; De'Veon Smith 4-5; Freddy Canteen 1- (-3).

**Utah** - Bubba Poole 9-40; Devontae Booker 11-34; Travis Wilson 8-25; TEAM 1- (-1); Kendal Thompson 8- (-17).

### PASSING:

**Michigan** - Devin Gardner 14-26-2-148-0; Shane Morris 4-13-1-42-0

**Utah** - Travis Wilson 14-20-0-172-1; Kendal Thompson 4-7-1-33-0

### RECEIVING:

**Michigan** - Devin Funchess 4-82; Derrick Green 2-26; Justice Hayes 2-25; Jehu Chesson 2-18; A.J. Williams 2-12; Dennis Norfleet 2-8; Freddy Canteen 1-6; Amara Darboh 1-5; Jake Butt 1-4; Khalid Hill 1-4.

**Utah** - Dres Anderson 6-57; Kenneth Scott 4-21; Bubba Poole 3-75; Tim Patrick 2-30; Devontae Booker 2-9; Kaelin Clay 1-13.

# GAME 5

SEPT. 27, 2014 • ANN ARBOR, MICH.  
MICHIGAN STADIUM  
ATTENDANCE: 102,926 TV: ABC

**MICHIGAN 14**

**MINNESOTA 30**


Despite taking an early lead, the University of Michigan football team could not hold back Minnesota -- which answered with 30 straight points -- dropping a 30-14 decision in the Battle for the Little Brown Jug inside Michigan Stadium. It is the Wolverines' first loss in the rivalry since 2005.

After a scoreless first quarter in which neither team managed to get anything going offensively, Michigan played field position to its advantage. To start the second quarter, fifth-year senior Will Hagerup pinned Minnesota deep, and after a three-and-out, the Wolverines received the ball on the ensuing drive with a short field in front of them. Sophomore running back De'Veon Smith ran the ball four consecutive times for 47 yards, cashing in on a 10-yard scamper to put Michigan in front, 7-0, with 11:10 left in the first half.

The Golden Gophers responded on the next possession to tie the game at 7-7, courtesy of a 10-yard keeper by quarterback Mitch Leidner. Then, on its next drive, despite starting on the one-yard line, Minnesota drove the field and tacked on a 24-yard field goal from Ryan Santoso at the end of the half to take a 10-7 lead into the locker room.

The two teams traded possessions in the third quarter until Minnesota added to its lead with another field goal from Santoso, this time from 48 yards, making the score 13-7. On the second play of the following possession, sophomore Shane Morris' pass was deflected at the line of scrimmage, intercepted and returned for a touchdown by De'Vondre Campbell, increasing the visitor lead to 20-7. Morris fumbled on the next drive, leading to a recovery by Minnesota with a short field. Five plays later, Leidner threw a one-yard touchdown pass to Maxx Williams to make the score 27-7.

The Wolverines kept battling, though. In the fourth quarter, graduate student Devin Gardner replaced Morris at quarterback and promptly drove Michigan down the field for a touchdown to make the score 30-14 with 7:27 to play. The drive was capped by Gardner, who took the ball on a quarterback keeper for the three-yard score.



## SCORING SUMMARY

	1	2	3	4	F
Minnesota	0	10	17	3	30
Michigan	0	7	0	7	14

### 2nd Quarter

11:10 MICH - De'Veon Smith 10 yd run (Matt Wile kick)

8:00 MINN - Mitch Leidner 10 yd run (Ryan Santoso kick)

### 3rd Quarter

6:56 MINN - Ryan Santoso 48 yd field goal

6:42 MINN - D. Campbell 30 yd interception return (Ryan Santoso kick)

2:52 MINN - Maxx Williams 1 yd catch (Ryan Santoso kick)

### 4th Quarter

12:50 MINN - Ryan Santoso 25 yd field goal

7:27 MICH - Devin Gardner 3 yd run (Matt Wile kick)

## GAME STATISTICS

TEAM STATS	MINN	MICH
FIRST DOWNS	20	12
RUSHES-YARDS (NET)	47-206	28-83
PASSING YDS (NET)	167	88
Passes Att-Comp-Int	23-14-0	25-10-1
TOTAL OFFENSE PLAYS-YARDS	70-373	53-171
Fumble Returns-Yards-TD	0-0-0	0-0-0
Punt Returns-Yards-TD	4-66-0	1-(-3)-0
Kickoff Returns-Yards-TD	1-28-0	2-38-0
Interception Returns-Yards-TD	1-30-1	0-0-0
Punts (Number-Avg)	6-41.0	8-50.0
Fumbles-Lost	1-0	3-1
Penalties-Yards	7-65	2-23
Possession Time	34:40	25:20
Third-Down Conversions	5 of 14	4 of 13
Fourth-Down Conversions	1 of 1	0 of 0
Red-Zone Scores-Chances	4-5	2-2
Sacks By: Number-Yards	1-11	3-22

### RUSHING:

**Michigan** - De'Veon Smith 9-57; Devin Gardner 5-23; Justice Hayes 3-10; Derrick Green 6-6; Devin Funchess 1 - (-5); Shane Morris 4 - (-8).

**Minnesota** - David Cobb 32-183; R. Williams 4-14; Donovan Jones 1-13; Berkley Edwards 2-3; D. Kirkwood 1-0; Team 1 - (-2); Mitch Leidner 6 - (-5).

### PASSING:

**Michigan** - Shane Morris 7-19-1-49-0; Devin Gardner 3-6-0-39-0

**Minnesota** - Mitch Leidner 14-22-0-167-1; Team 0-1-0-0-0

### RECEIVING:

**Michigan** - Devin Funchess 4-37; Jehu Chesson 2-27; Jake Butt 2-13; Justice Hayes 2-11.

**Minnesota** - Maxx Williams 4-51; David Cobb 3-50; Isaac Fruechte 2-16; Lincoln Plsek 1-21; Drew Wolitarsky 1-12; KJ Maye 1-11; Miles Thomas 1-5; Berkley Edwards 1-1.

# GAME 6

OCT. 4, 2014 • PISCATAWAY, N.J.  
HIGH POINT SOLUTIONS STADIUM  
ATTENDANCE: 53,327 TV: BTN

## MICHIGAN 24

## RUTGERS 26

The University of Michigan football team had a long, go-ahead field goal try blocked and fell at Rutgers by a score of 26-24 under the lights at High Point Solutions Stadium. Devin Gardner threw for 178 yards and rushed for 40 yards and two touchdowns, but it was not enough, as Rutgers' Gary Nova passed for 404 yards and three touchdowns to lead the Scarlet Knights to victory at home.

The Wolverines scored on the opening possession of the game, as Matt Wile connected a 39-yard field goal. Derrick Green ripped off a 26-yard run to begin the drive, and Gardner extended it with a 23-yard completion to Devin Funchess on a third-and-nine situation. Rutgers responded with a field goal of their own, tying the score at 3-3. After forcing a Michigan punt, the Scarlet Knights took a 6-3 lead on a 45-yard field goal with 1:32 left in the first quarter.

U-M scored on its next possession, marching 75 yards down the field for a score. The drive was highlighted by a one-handed catch by Jake Butt that set up a four-yard rushing touchdown for Gardner, who ran around the outside and into the end zone to give Michigan a 10-6 lead just 50 seconds into the second quarter.

After forcing another Wolverine punt, Gary Nova found Andrew Turzilli downfield for an 80-yard touchdown pass. Maurice Hurst Jr. blocked the

ensuing extra-point attempt, holding the Scarlet Knights' lead at 12-10 with 7:23 to play in the first half. Rutgers failed on an attempted fake punt, which gave Michigan the ball on Rutgers' 43-yard line with a little more than four minutes left in the half. This led to a one-yard touchdown rush by De'Veon Smith, giving U-M a 17-12 advantage. The home team charged back, though, and Nova found John Tsimis in the end zone to give Rutgers a 19-17 lead going into halftime.

After another touchdown pass by Nova that increased the Scarlet Knight lead to 26-17, the Maize and Blue answered with another rushing touchdown by Gardner. This time a 19-yard scamper into the end zone, cutting the deficit to 26-24.

Michigan forced a punt on Rutgers' next possession and got the ball on its own 14-yard line with less than six minutes left in the game. The Wolverines drove down the field and attempted a 56-yard field goal with three minutes to go, but it was blocked by Kemoko Turay, sealing the victory for the Scarlet Knights.

Green led all rushers with 74 yards on 12 carries, and Funchess caught five passes for 71 yards. Turzilli led all receivers with 94 yards and two touchdowns.



### SCORING SUMMARY

	1	2	3	4	F
Michigan	3	14	0	7	24
Rutgers	6	13	0	7	26

#### 1st Quarter

10:09 MICH - Matt Wile 39 yd field goal

7:29 RU - Kyle Federico 35 yd field goal

1:32 RU - Kyle Federico 45 yd field goal

#### 2nd Quarter

14:10 MICH - Devin Gardner 4-yd run (Matt Wile kick)

7:23 RU - Andre Turzilli 80 yd pass from Gary Nova (Kyle Federico kick blocked)

1:43 MICH - De'Veon Smith 1 yd run (Matt Wile kick)

0:22 RU - John Tsimis 7 yd pass from Gary Nova (Kyle Federico kick)

#### 4th Quarter

13:12 MICH - Andre Turzilli 14 yd pass from Gary Nova (Kyle Federico kick)

9:17 MICH - Devin Gardner 19-yd run (Matt Wile kick)

### GAME STATISTICS

TEAM STATS	MICH	RU
FIRST DOWNS	18	18
RUSHES-YARDS (NET)	35-158	30-74
PASSING YDS (NET)	178	402
Passes Att-Comp-Int	13-22-1	23-40-0
TOTAL OFFENSE PLAYS-YARDS	57-336	70-476
Fumble Returns-Yards-TD	0-0-0	0-0-0
Punt Returns-Yards-TD	1-6-0	0-0-0
Kickoff Returns-Yards-TD	4-64-0	2-35-0
Interception Returns-Yards-TD	0-0-0	1-0-0
Punts (Number-Avg)	4-47.5	3-48.7
Fumbles-Lost	0-0	0-0
Penalties-Yards	3-30	9-85
Possession Time	29:14	30:46
Third-Down Conversions	4-of-11	8-of-16
Fourth-Down Conversions	0-of-0	0-of-2
Red-Zone Scores-Chances	3-of-3	3-of-3
Sacks By: Number-Yards	2-21	3-18

#### RUSHING:

**Michigan** - Derrick Green 12-74; Devin Gardner 10-40; De'Veon Smith 10-31; Dennis Norfleet 1-8; Justice Hayes 2-5.

**Rutgers** - Desmon Peoples 15-38; Janarion Grant 2-23; Justin Goodwin 8-11; Gary Nova 4-5; TEAM 1-(-3).

#### PASSING:

**Michigan** - Devin Gardner 13-22-1-178-0

**Rutgers** - Gary Nova 22-39-0-404-3; Michael Burton 1-1-0-(-2)-0

#### RECEIVING:

**Michigan** - Devin Funchess 5-71' Jehu Chesson 2-34; Dennis Norfleet 2-24; Jake Butt 1-20; Khalid Hill 1-12; Justice Hayes 1-11; Amara Darboh 1-6.

**Rutgers** - Leonte Carroo 4-73; Janarion Grant 3-87; Tyler Kroft 3-42; Justin Goodwin 3-29; John Tsimis 3-24; Andre Turzilli 2-94; Desmon Peoples 2-39; Michael Burton 1-16; Carito Agudosi 1-0; Tim Gleeson 1-(-2).



# GAME 7

OCT. 11, 2014 • ANN ARBOR, MICH.  
MICHIGAN STADIUM  
ATTENDANCE: 113,085 TV: ESPN2

**MICHIGAN 18**

**PENN STATE 13**

Behind a defense that allowed only 214 yards of total offense, the University of Michigan football team snapped a three-game losing streak, defeating Penn State, 18-13, in Under the Lights III on Oct. 11 inside Michigan Stadium.

Senior kicker Matt Wile converted all three of his field goal attempts, hitting successfully from 45, 42 and 37 yards, the last of which put U-M up for good in the fourth quarter. Graduate student quarterback Devin Gardner went 16-of-24 for 192 yards and a touchdown in the victory, connecting with junior wide receiver Devin Funchess for the team's lone touchdown in the first quarter. Funchess finished with seven receptions for 69 yards.

But the night belonged to the defense. The Wolverines were stout on the line of scrimmage, sacking Penn State quarterback Christian Hackenberg six times and allowing only 54 yards rushing. Fifth-year senior linebacker Jake Ryan led the way with 10 tackles, including three tackles-for-loss.

Each team put points on the board during a lively first quarter. Sandwiched between a pair of Penn State field goals was Michigan's only touchdown of the night, as Gardner connected with Funchess for a 43-yard score. Gardner's deep ball appeared to be underthrown, but Funchess cut in front of the Penn State defensive back at the last moment to make the catch and run into the end zone for the score. The Wolverines held a 7-6 lead at the end of the first quarter.

The Nittany Lions retook the lead at the outset of the second quarter after forcing Gardner into throwing an interception. Four plays later, Hackenberg found wide receiver DaeSean Hamilton in the back of the end zone for a 10-yard strike, making the lead 13-7.

The Wolverines held the ball for nearly the next seven minutes, finishing off the drive with a 45-yard field goal by Wile to cut the lead to three at 13-10. Neither team scored again in the first half.

In the second half, the Michigan defense stood tall. A momentum-changer came in the third quarter when the punt return unit successfully snuffed out a fake punt near midfield. Later, sophomore defensive back Jourdan Lewis intercepted Hackenberg, setting up Michigan with great field position that led to another Wile field goal -- this time from 42 yards -- to tie the game at 13-13.

With 11:24 to go in the contest, Wile put Michigan ahead for good with a 37-yard field goal. After the two teams traded punts, Penn State got the ball back with 3:44 left in the game with a chance to tie or take the lead, but the defense simply wouldn't allow it. Back-to-back sacks of Hackenberg (one of which was a sack via intentional grounding) gave Penn State a fourth-and-32 from the three-yard line and only 1:43 left. The Nittany Lions intentionally snapped the ball out of the end zone -- resulting in a safety to make the score 18-13 -- in order to try and outside kick. PSU recovered the first attempt, but it was called back because of an offsides penalty. The second attempt was recovered by senior/junior defensive back Blake Countess allowing Michigan to run out the clock for the victory.



## SCORING SUMMARY

	1	2	3	4	F
Penn State	6	7	0	0	13
Michigan	7	3	3	5	18

### 1st Quarter

9:28 PSU - Sam Ficken 35 yd field goal

6:37 MICH - Devin Funchess 43 yd pass from Devin Gardner (Matt Wile kick)

0:52 PSU - Sam Ficken 32 yd field goal

### 2nd Quarter

11:58 PSU - D. Hamilton 10 yd pass from Christian Hackenberg

5:08 MICH - Matt Wile 45 yd field goal

### 3rd Quarter

2:30 MICH - Matt Wile 42 yd field goal

### 4th Quarter

11:24 MICH - Matt Wile 37 yd field goal

1:41 MICH - TEAM safety

## GAME STATISTICS

TEAM STATS	PSU	MICH
FIRST DOWNS	16	12
RUSHES-YARDS (NET)	35-54	31-64
PASSING YDS (NET)	160	192
Passes Att-Comp-Int	21-33-1	16-26-1
TOTAL OFFENSE PLAYS-YARD	68-214	57-256
Fumble Returns-Yards-TD	0-0-0	0-0-0
Punt Returns-Yards-TD	1-4-0	0-0-0
Kickoff Returns-Yards-TD	2-38-0	2-52-0
Interception Returns-Yards-TD	1-5-0	1-4-0
Punts (Number-Avg)	5-33.4	5-39.0
Fumbles-Lost	0-0	0-0
Penalties-Yards	5-23	3-30
Possession Time	31:00	29:00
Third-Down Conversions	6 of 17	6 of 15
Fourth-Down Conversions	0 of 3	0 of 1
Red-Zone Scores-Chances	3-3	1-2
Sacks By: Number-Yards	3-14	6-40

### RUSHING:

**Michigan** - De'Veon Smith 12-24; Justice Hayes 7-20; Devin Gardner 10-18; Dennis Norfleet 1-3; TEAM 1-(-1).

**Penn State** - Bill Belton 14-69; Akeel Lynch 5-16; Zach Zwinak 3-7; DaeSean Hamilton 1-1; Grant Haley 1-(-2); TEAM 1-(-3); Christian Hackenberg 10-(-34).

### PASSING:

**Michigan** - Devin Gardner 16-24-1-192-1; Russell Bellomy 0-2-0-0-0.

**Penn State** - Christian Hackenberg 21-32-1-160-1; Bill Belton 0-1-0-0-0.

### RECEIVING:

**Michigan** - Devin Funchess 7-69; Amara Darboh 4-66; De'Veon Smith 2-21; Jake Butt 2-12; Dennis Norfleet 1-24.

**Penn State** - DaeSean Hamilton 7-58; Bill Belton 4-26; Jesse James 3-25; Eugene Lewis 3-17; Mike Gesicki 2-10; Chris Godwin 1-17; Kyle Carter 1-7.

**2014 Michigan Football  
Michigan Game Results (as of Oct 11, 2014)  
All games**

<b>Date</b>	<b>Opponent</b>		<b>Score</b>	<b>Overall</b>	<b>Conference</b>	<b>Time</b>	<b>Attend</b>
Aug 30, 2014	APPALACHIAN STATE	W	52-14	1-0	0-0	3:17	106811
Sep 06, 2014	at #16 Notre Dame	L	0-31	1-1	0-0	3:17	80795
Sep 13, 2014	MIAMI (OHIO)	W	34-10	2-1	0-0	3:02	102824
Sep 20, 2014	UTAH	L	10-26	2-2	0-0	3:11	103890
* Sep 27, 2014	MINNESOTA	L	14-30	2-3	0-1	3:15	102926
* Oct 04, 2014	at Rutgers	L	24-26	2-4	0-2	3:24	53327
* Oct 11, 2014	PENN STATE	W	18-13	3-4	1-2	3:15	113085

**2014 Michigan Football**  
**Michigan Overall Team Statistics (as of Oct 11, 2014)**  
**All games**

<b>Team Statistics</b>	<b>MICH</b>	<b>OPP</b>
SCORING	152	150
Points Per Game	21.7	21.4
FIRST DOWNS	126	112
Rushing	61	42
Passing	57	64
Penalty	8	6
RUSHING YARDAGE	1149	655
Yards gained rushing	1318	874
Yards lost rushing	169	219
Rushing Attempts	246	240
Average Per Rush	4.7	2.7
Average Per Game	164.1	93.6
TDs Rushing	10	3
PASSING YARDAGE	1231	1452
Comp-Att-Int	105-185-11	128-216-3
Average Per Pass	6.7	6.7
Average Per Catch	11.7	11.3
Average Per Game	175.9	207.4
TDs Passing	6	11
TOTAL OFFENSE	2380	2107
Total Plays	431	456
Average Per Play	5.5	4.6
Average Per Game	340.0	301.0
KICK RETURNS: #-Yards	14-268	17-332
PUNT RETURNS: #-Yards	8-62	13-187
INT RETURNS: #-Yards	3-11	11-143
KICK RETURN AVERAGE	19.1	19.5
PUNT RETURN AVERAGE	7.8	14.4
INT RETURN AVERAGE	3.7	13.0
FUMBLES-LOST	9-5	3-0
PENALTIES-Yards	23-217	45-352
Average Per Game	31.0	50.3
PUNTS-Yards	31-1391	41-1593
Average Per Punt	44.9	38.9
Net punt average	35.0	36.9
KICKOFFS-Yards	33-2066	35-2054
Average Per Kick	62.6	58.7
Net kick average	40.4	37.5
TIME OF POSSESSION/Game	30:38	29:22
3RD-DOWN Conversions	38/92	39/108
3rd-Down Pct	41%	36%
4TH-DOWN Conversions	3/7	4/11
4th-Down Pct	43%	36%
SACKS BY-Yards	18-150	15-96
MISC YARDS	0	17
TOUCHDOWNS SCORED	18	16
FIELD GOALS-ATTEMPTS	8-12	13-14
ON-SIDE KICKS	0-0	0-0
RED-ZONE SCORES	(16-17) 94%	(20-22) 91%
RED-ZONE TOUCHDOWNS	(13-17) 76%	(11-22) 50%
PAT-ATTEMPTS	(18-18) 100%	(15-16) 94%
ATTENDANCE	529536	134122
Games/Avg Per Game	5/105907	2/67061
Neutral Site Games		0/0

<b>Score by Quarters</b>	<b>1st</b>	<b>2nd</b>	<b>3rd</b>	<b>4th</b>	<b>OT</b>	<b>Total</b>
Michigan	37	59	24	32	0	152
Opponents	22	64	38	26	0	150

**2014 Michigan Football**  
**Michigan Overall Individual Statistics (as of Oct 11, 2014)**  
**All games**

<b>Rushing</b>	<b>gp-gs</b>	<b>att</b>	<b>gain</b>	<b>loss</b>	<b>net</b>	<b>avg</b>	<b>td</b>	<b>lg</b>	<b>avg/g</b>
Green, Derrick	6-6	82	488	17	471	5.7	3	62	78.5
Smith, De'Veon	7-0	59	317	11	306	5.2	4	61	43.7
Gardner, Devin	7-6	57	259	110	149	2.6	3	25	21.3
Hayes, Justice	7-0	26	127	6	121	4.7	0	18	17.3
Norfleet, D.	7-3	5	52	0	52	10.4	0	21	7.4
Morris, Shane	4-1	9	42	14	28	3.1	0	27	7.0
Johnson, Drake	7-0	3	28	0	28	9.3	0	27	4.0
Shallman, Wyatt	5-0	1	5	0	5	5.0	0	5	1.0
Canteen, Freddy	6-0	1	0	3	-3	-3.0	0	0	-0.5
TEAM	3-0	2	0	3	-3	-1.5	0	0	-1.0
Funchess, Devin	6-6	1	0	5	-5	-5.0	0	0	-0.8
<b>Total</b>	<b>7</b>	<b>246</b>	<b>1318</b>	<b>169</b>	<b>1149</b>	<b>4.7</b>	<b>10</b>	<b>62</b>	<b>164.1</b>
<b>Opponents</b>	<b>7</b>	<b>240</b>	<b>874</b>	<b>219</b>	<b>655</b>	<b>2.7</b>	<b>3</b>	<b>34</b>	<b>93.6</b>

<b>Passing</b>	<b>gp-gs</b>	<b>effic</b>	<b>comp-att-int</b>	<b>pct</b>	<b>yds</b>	<b>td</b>	<b>lg</b>	<b>avg/g</b>
Gardner, Devin	7-6	130.18	91-144-8	63.2	1103	6	43	157.6
Morris, Shane	4-1	48.08	14-39-3	35.9	128	0	26	32.0
Bellomy, R.	1-0	0.00	0-2-0	0.0	0	0	0	0.0
<b>Total</b>	<b>7</b>	<b>111.46</b>	<b>105-185-11</b>	<b>56.8</b>	<b>1231</b>	<b>6</b>	<b>43</b>	<b>175.9</b>
<b>Opponents</b>	<b>7</b>	<b>129.75</b>	<b>128-216-3</b>	<b>59.3</b>	<b>1452</b>	<b>11</b>	<b>80</b>	<b>207.4</b>

<b>Receiving</b>	<b>gp-gs</b>	<b>no.</b>	<b>yds</b>	<b>avg</b>	<b>td</b>	<b>lg</b>	<b>avg/g</b>
Funchess, Devin	6-6	36	461	12.8	4	43	76.8
Darboh, Amara	7-4	15	214	14.3	1	26	30.6
Chesson, Jehu	6-4	13	151	11.6	0	28	25.2
Norfleet, D.	7-3	11	102	9.3	0	24	14.6
Butt, Jake	6-2	9	108	12.0	1	29	18.0
Hayes, Justice	7-0	5	47	9.4	0	18	6.7
Hill, Khalid	6-4	4	37	9.2	0	12	6.2
Canteen, Freddy	6-0	3	11	3.7	0	6	1.8
Green, Derrick	6-6	2	26	13.0	0	14	4.3
Smith, De'Veon	7-0	2	21	10.5	0	13	3.0
Williams, A.J.	7-5	2	12	6.0	0	7	1.7
Heitzman, Keith	7-0	1	26	26.0	0	26	3.7
Jones, Da'Mario	5-0	1	11	11.0	0	11	2.2
Kerridge, Joe	7-1	1	4	4.0	0	4	0.6
<b>Total</b>	<b>7</b>	<b>105</b>	<b>1231</b>	<b>11.7</b>	<b>6</b>	<b>43</b>	<b>175.9</b>
<b>Opponents</b>	<b>7</b>	<b>128</b>	<b>1452</b>	<b>11.3</b>	<b>11</b>	<b>80</b>	<b>207.4</b>

<b>Punt Returns</b>	<b>no.</b>	<b>yds</b>	<b>avg</b>	<b>td</b>	<b>lg</b>
Norfleet, D.	6	21	3.5	0	9
Peppers, J.	1	6	6.0	0	6
Darboh, Amara	1	3	3.0	0	3
Gedeon, Ben	0	32	0.0	1	32
<b>Total</b>	<b>8</b>	<b>62</b>	<b>7.8</b>	<b>1</b>	<b>32</b>
<b>Opponents</b>	<b>13</b>	<b>187</b>	<b>14.4</b>	<b>1</b>	<b>66</b>

<b>Interceptions</b>	<b>no.</b>	<b>yds</b>	<b>avg</b>	<b>td</b>	<b>lg</b>
Lewis, Jourdan	2	4	2.0	0	4
Henry, Willie	1	7	7.0	1	7
<b>Total</b>	<b>3</b>	<b>11</b>	<b>3.7</b>	<b>1</b>	<b>7</b>
<b>Opponents</b>	<b>11</b>	<b>143</b>	<b>13.0</b>	<b>1</b>	<b>59</b>

<b>Kick Returns</b>	<b>no.</b>	<b>yds</b>	<b>avg</b>	<b>td</b>	<b>lg</b>
Norfleet, D.	11	264	24.0	0	42
Shallman, Wyatt	1	-12	-12.0	0	0
Hill, Khalid	1	10	10.0	0	10
Lewis, Jourdan	1	6	6.0	0	6
<b>Total</b>	<b>14</b>	<b>268</b>	<b>19.1</b>	<b>0</b>	<b>42</b>
<b>Opponents</b>	<b>17</b>	<b>332</b>	<b>19.5</b>	<b>0</b>	<b>33</b>

<b>Fumble Returns</b>	<b>no.</b>	<b>yds</b>	<b>avg</b>	<b>td</b>	<b>lg</b>
<b>Total</b>	<b>0</b>	<b>0</b>	<b>0.0</b>	<b>0</b>	<b>0</b>
<b>Opponents</b>	<b>1</b>	<b>8</b>	<b>8.0</b>	<b>0</b>	<b>8</b>

**2014 Michigan Football**  
**Michigan Overall Individual Statistics (as of Oct 11, 2014)**  
**All games**

Scoring	td	fg	PAT				dpx	saf	pts
			kick	rush	rcv	pass			
Wile, Matt	-	8-12	18-18	-	-	-	-	-	42
Smith, De'Veon	4	-	-	-	-	-	-	-	24
Funchess, Devin	4	-	-	-	-	-	-	-	24
Gardner, Devin	3	-	-	-	-	-	-	-	18
Green, Derrick	3	-	-	-	-	-	-	-	18
Butt, Jake	1	-	-	-	-	-	-	-	6
Henry, Willie	1	-	-	-	-	-	-	-	6
Darboh, Amara	1	-	-	-	-	-	-	-	6
Gedeon, Ben	1	-	-	-	-	-	-	-	6
TEAM	-	-	-	-	-	-	1	-	2
<b>Total</b>	<b>18</b>	<b>8-12</b>	<b>18-18</b>	<b>-</b>	<b>-</b>	<b>-</b>	<b>-</b>	<b>1</b>	<b>152</b>
<b>Opponents</b>	<b>16</b>	<b>13-14</b>	<b>15-16</b>	<b>-</b>	<b>-</b>	<b>-</b>	<b>-</b>	<b>-</b>	<b>150</b>

Total Offense	g	plays	rush	pass	total	avg/g
Gardner, Devin	7	201	149	1103	1252	178.9
Green, Derrick	6	82	471	0	471	78.5
Smith, De'Veon	7	59	306	0	306	43.7
Morris, Shane	4	48	28	128	156	39.0
Hayes, Justice	7	26	121	0	121	17.3
Norfleet, D.	7	5	52	0	52	7.4
Johnson, Drake	7	3	28	0	28	4.0
Shallman, Wyatt	5	1	5	0	5	1.0
TEAM	3	2	-3	0	-3	-1.0
Canteen, Freddy	6	1	-3	0	-3	-0.5
Funchess, Devin	6	1	-5	0	-5	-0.8
<b>Total</b>	<b>7</b>	<b>431</b>	<b>1149</b>	<b>1231</b>	<b>2380</b>	<b>340.0</b>
<b>Opponents</b>	<b>7</b>	<b>456</b>	<b>655</b>	<b>1452</b>	<b>2107</b>	<b>301.0</b>

Field Goals	fg	pct.	01-19	20-29	30-39	40-49	50-99	lg	blk
Wile, Matt	8-12	66.7	1-1	1-1	2-2	4-7	0-1	45	1

FG Sequence	Michigan	Opponents
Appalachian State	48,(18)	-
Notre Dame	46,48	(43)
Miami (Ohio)	(29),(40)	(26)
Utah	(42)	(35),(38),(48),(50),41
Minnesota	-	(24),(48),(25)
Rutgers	(39),56	(35),(45)
Penn State	(45),(42),(37)	(35),(32)

Punting	no.	yds	avg	lg	tb	fc	i20	50+	blk
Hagerup, Will	30	1347	44.9	63	5	3	9	6	0
Wile, Matt	1	44	44.0	44	1	0	0	0	0
<b>Total</b>	<b>31</b>	<b>1391</b>	<b>44.9</b>	<b>63</b>	<b>6</b>	<b>3</b>	<b>9</b>	<b>6</b>	<b>0</b>
<b>Opponents</b>	<b>41</b>	<b>1593</b>	<b>38.9</b>	<b>57</b>	<b>1</b>	<b>19</b>	<b>14</b>	<b>3</b>	<b>1</b>

Kickoffs	no.	yds	avg	tb	ob	retn	net	ydln
Wile, Matt	32	2011	62.8	16	0			
Allen, K.	1	55	55.0	0	0			
<b>Total</b>	<b>33</b>	<b>2066</b>	<b>62.6</b>	<b>16</b>	<b>0</b>	<b>19.5</b>	<b>40.4</b>	<b>24</b>
<b>Opponents</b>	<b>35</b>	<b>2054</b>	<b>58.7</b>	<b>19</b>	<b>0</b>	<b>19.1</b>	<b>37.5</b>	<b>27</b>

Numbers in (parentheses) indicate field goal was made.

**2014 Michigan Football**  
**Michigan Overall Individual Statistics (as of Oct 11, 2014)**  
**All games**

<u>All Purpose</u>	<u>g</u>	<u>rush</u>	<u>rcv</u>	<u>pr</u>	<u>kr</u>	<u>ir</u>	<u>total</u>	<u>avg/g</u>
Green, Derrick	6	471	26	0	0	0	497	82.8
Funchess, Devin	6	-5	461	0	0	0	456	76.0
Norfleet, D.	7	52	102	21	264	0	439	62.7
Smith, De'Veon	7	306	21	0	0	0	327	46.7
Darboh, Amara	7	0	214	3	0	0	217	31.0
Hayes, Justice	7	121	47	0	0	0	168	24.0
Chesson, Jehu	6	0	151	0	0	0	151	25.2
Gardner, Devin	7	149	0	0	0	0	149	21.3
Butt, Jake	6	0	108	0	0	0	108	18.0
Hill, Khalid	6	0	37	0	10	0	47	7.8
Gedeon, Ben	7	0	0	32	0	0	32	4.6
Morris, Shane	4	28	0	0	0	0	28	7.0
Johnson, Drake	7	28	0	0	0	0	28	4.0
Heitzman, Keith	7	0	26	0	0	0	26	3.7
Williams, A.J.	7	0	12	0	0	0	12	1.7
Jones, Da'Mario	5	0	11	0	0	0	11	2.2
Lewis, Jourdan	7	0	0	0	6	4	10	1.4
Canteen, Freddy	6	-3	11	0	0	0	8	1.3
Henry, Willie	6	0	0	0	0	7	7	1.2
Peppers, J.	3	0	0	6	0	0	6	2.0
Kerridge, Joe	7	0	4	0	0	0	4	0.6
TEAM	3	-3	0	0	0	0	-3	-1.0
Shallman, Wyatt	5	5	0	0	-12	0	-7	-1.4
Total	7	1149	1231	62	268	11	2721	388.7
Opponents	7	655	1452	187	332	143	2769	395.6

**2014 Michigan Football**  
**Michigan Overall Defensive Statistics (as of Oct 11, 2014)**  
**All games**

##	Defensive Leaders	gp-gs	Tackles				tfl/yds	Sacks no-yds	Pass defense			Fumbles		blkd	
			ua	a	tot				int-yds	brup	qbh	rcv-yds	ff	kick	saf
47	Ryan, Jake	7-7	33	23	56	9.0-28	2.0-15	.	2	3	.	.	.	.	
35	Bolden, Joe	7-7	25	26	51	2.0-9	1.0-7	.	1	.	.	.	.	.	
26	Lewis, Jourdan	7-5	20	7	27	0.5-1	.	2-4	4	.	.	.	.	.	
57	Clark, Frank	7-6	21	6	27	8.5-43	2.5-31	.	.	1	.	.	.	.	
22	Wilson, Jarrod	5-5	13	11	24	.	.	.	1	.	.	.	.	.	
25	Thomas, Dymonte	7-1	14	6	20	.	.	.	.	.	.	1	.	.	
97	Beyer, Brennen	7-6	11	9	20	4.0-34	4.0-34	.	.	2	.	.	.	.	
34	Clark, Jeremy	7-6	9	8	17	.	.	.	1	.	.	.	.	.	
69	Henry, Willie	6-6	9	8	17	4.5-29	2.0-26	1-7	.	2	.	.	.	.	
6	Taylor, Raymon	5-3	13	2	15	1.0-1	.	.	3	.	.	.	.	.	
53	Ojemudia, Mario	7-1	8	7	15	4.0-14	1.5-6	.	.	.	.	.	.	.	
33	Charlton, Taco	7-1	11	3	14	4.5-25	2.5-22	.	.	2	.	.	.	.	
2	Countess, Blake	7-7	10	4	14	.	.	.	2	.	.	.	.	.	
96	Glasgow, Ryan	7-6	6	6	12	1.0-1	.	.	.	1	.	.	.	.	
15	Ross III, James	7-3	8	4	12	2.0-2	.	.	.	.	.	.	.	.	
24	Hollowell, D.	7-1	8	3	11	2.0-5	.	.	2	1	.	.	.	.	
42	Gedeon, Ben	7-0	7	2	9	1.5-7	1.0-7	.	.	1	.	.	.	.	
56	Pipkins, Ondre	4-0	1	7	8	.	.	.	.	.	.	.	.	.	
5	Peppers, J.	3-1	6	2	8	.	.	.	.	.	.	.	.	.	
43	Wormley, Chris	7-1	4	3	7	2.5-5	1.5-2	.	.	.	.	.	.	.	
90	Mone, Bryan	7-1	1	5	6	0.5-1	.	.	.	.	.	.	.	.	
48	Morgan, Desmond	1-0	4	2	6	.	.	.	.	.	.	.	.	.	
99	Godin, Matt	6-0	2	3	5	.	.	.	.	.	.	.	.	.	
8	Stribling, C.	7-0	3	1	4	0.5-1	.	.	.	.	.	.	.	.	
23	Norfleet, D.	7-3	3	1	4	.	.	.	.	.	.	.	.	.	
86	Chesson, Jehu	6-4	1	3	4	.	.	.	.	.	.	.	.	.	
12	Gant, Allen	7-0	2	1	3	.	.	.	.	.	.	.	.	.	
44	Hill, Delano	3-2	2	1	3	.	.	.	.	.	.	.	.	.	
39	Houma, Sione	7-0	.	3	3	.	.	.	.	.	.	.	.	.	
73	Hurst Jr., M.	7-0	3	.	3	1.0-5	.	.	.	.	.	.	1	.	
36	Kerridge, Joe	7-1	.	2	2	.	.	.	.	.	.	.	.	.	
52	Jenk-Stone, R.	7-1	.	2	2	.	.	.	.	.	.	.	.	.	
7	Morris, Shane	4-1	1	.	1	.	.	.	.	.	.	.	.	.	
9	McCray, Mike	7-0	1	.	1	1.0-2	.	.	.	.	.	.	1	.	
50	Strobel, Tom	4-0	1	.	1	.	.	.	.	.	.	.	.	.	
82	Darboh, Amara	7-4	1	.	1	.	.	.	.	.	.	.	.	.	
4A	Sypniewski, S.	7-0	1	.	1	.	.	.	.	.	.	.	.	.	
10	Jones, Da'Mario	5-0	1	.	1	.	.	.	.	.	.	.	.	.	
7A	Poggi, Henry	4-0	1	.	1	.	.	.	.	.	.	.	.	.	
71	Braden, Ben	7-7	.	1	1	.	.	.	.	.	.	.	.	.	
5H	Hayes, Justice	7-0	.	1	1	.	.	.	.	.	.	.	.	.	
40	Hagerup, Will	7-0	1	.	1	.	.	.	.	.	.	.	.	.	
18	Pearson, AJ	3-0	1	.	1	.	.	.	.	.	.	.	.	.	
80	Hill, Khalid	6-4	.	1	1	.	.	.	.	.	.	.	.	.	
TM	TEAM	3-0	.	.	.	.	.	.	.	.	.	.	.	1	
Total			7	267	174	441	50-213	18-150	3-11	16	13	.	1	2	1
Opponents			7	262	152	414	41-176	15-96	11-143	29	17	5-8	5	1	.

**2014 Michigan Football**  
**Michigan Team Game-by-Game (as of Oct 11, 2014)**  
**All games**

**TEAM STATISTICS**

Date	Opponent	Rushing				Receiving				Passing				Kick Returns				Punt Returns				tot off	
		no.	yds	td	lg	no.	yds	td	lg	cmp	att	int	yds	td	lg	no.	yds	td	lg	no.	yds		td
Aug 30	APPALACHIAN STATE	36	350	3	62	16	210	3	34	16	19-1	210	3	34	1	36	0	36	2	47	1	32	560
Sep 06	at Notre Dame	35	100	0	15	19	189	0	33	19	32-3	189	0	33	1	16	0	16	0	0	0	0	289
Sep 13	MIAMI (OHIO)	45	276	2	27	13	184	2	29	13	22-1	184	2	29	3	40	0	42	2	9	0	6	460
Sep 20	UTAH	36	118	0	20	18	190	0	25	18	39-3	190	0	25	1	22	0	22	2	3	0	9	308
Sep 27	MINNESOTA	28	83	2	28	10	88	0	18	10	25-1	88	0	18	2	38	0	25	1	-3	0	0	171
Oct 04	at Rutgers	35	158	3	26	13	178	0	28	13	22-1	178	0	28	4	64	0	22	1	6	0	6	336
Oct 11	PENN STATE	31	64	0	25	16	192	1	43	16	26-1	192	1	43	2	52	0	28	0	0	0	0	256
Opponents		246	1149	10	62	105	1231	6	43	105	185-11	1231	6	43	14	268	0	42	8	62	1	32	2380
		240	655	3	34	128	1452	11	80	128	216-3	1452	11	80	17	332	0	33	13	187	1	66	2107

Games played: 7  
 Avg per rush: 4.7  
 Avg per catch: 11.7  
 Pass efficiency: 111.46  
 Kick ret avg: 19.1  
 Punt ret avg: 7.8  
 All purpose avg/game: 388.7  
 Total offense avg/gm: 340.0

Date	Opponent	Tackles				Sacks	Fumble		Pass Defense			Blkd	PAT Attempts			saf	pts	
		ua	a	total	tfl-yds	no-yds	ff	fr-yds	int-yds	qbh	brup	kick	kick	rush	rcv			
Aug 30	APPALACHIAN STATE	43	22	65	4.0-14	2.0-9	0	0-0	0-0	4	3	1	7-7	0	0	0	0	52
Sep 06	at Notre Dame	23	54	77	8.0-31	1.0-16	0	0-0	0-0	2	1	0	0-0	0	0	0	0	0
Sep 13	MIAMI (OHIO)	25	22	47	1.0-12	1.0-12	1	0-0	1-0	5	2	0	4-4	0	0	0	34	
Sep 20	UTAH	40	28	68	11.0-45	3.0-30	0	0-0	1-7	0	2	0	1-1	0	0	0	10	
Sep 27	MINNESOTA	46	26	72	7.0-29	3.0-22	0	0-0	0-0	0	3	0	2-2	0	0	0	14	
Oct 04	at Rutgers	45	2	47	8.0-30	2.0-21	0	0-0	0-0	0	4	1	3-3	0	0	0	24	
Oct 11	PENN STATE	45	20	65	11.0-52	6.0-40	0	0-0	1-4	2	1	0	1-1	0	0	1	18	
Opponents		267	174	441	50.0-213	18.0-150	1	0-0	3-11	13	16	2	18-18	0	0	1	152	
		262	152	414	41.0-176	15.0-96	5	5-8	11-143	17	29	1	15-16	0	0	0	150	

Date	Opponent	Punting							Field Goals			Kickoffs						
		no.	yds	avg	long	blkd	tb	fc	50+	i20	md-att	long	blkd	no.	yds	avg	tb	ob
Aug 30	APPALACHIAN STATE	1	46	46.0	46	0	0	0	0	1	1-2	18	0	9	571	63.4	5	0
Sep 06	at Notre Dame	4	170	42.5	48	0	0	0	0	1	0-2	0	0	1	65	65.0	0	0
Sep 13	MIAMI (OHIO)	4	172	43.0	44	0	2	0	0	1	2-2	40	0	7	430	61.4	2	0
Sep 20	UTAH	5	194	38.8	46	0	1	1	0	2	1-1	42	0	3	166	55.3	1	0
Sep 27	MINNESOTA	8	400	50.0	63	0	1	0	4	1	0-0	0	0	3	195	65.0	2	0
Oct 04	at Rutgers	4	190	47.5	61	0	1	1	1	1	1-2	39	1	5	319	63.8	3	0
Oct 11	PENN STATE	5	219	43.8	52	0	1	1	1	2	3-3	45	0	5	320	64.0	3	0
Opponents		31	1391	44.9	63	0	6	3	6	9	8-12	45	1	33	2066	62.6	16	0
		41	1593	38.9	57	1	1	19	3	14	13-14	50	0	35	2054	58.7	19	0



**2014 Michigan Football**  
**Michigan Opponent Game-by-Game (as of Oct 11, 2014)**  
**All games**

**OPPONENT STATISTICS**

Date	Opponent	Rushing				Receiving				Passing				Kick Returns				Punt Returns				tot off
		no.	yds	td	lg	no.	yds	td	lg	cmp-att-int	yds	td	lg	no.	yds	td	lg	no.	yds	td	lg	
Aug 30	APPALACHIAN STATE	36	153	1	27	17	127	1	34	17-33-0	127	1	34	4	82	0	25	1	0	0	0	280
Sep 06	at Notre Dame	31	54	1	14	23	226	3	24	23-34-0	226	3	24	1	16	0	16	4	26	0	12	280
Sep 13	MIAMI (OHIO)	24	33	0	8	12	165	1	31	12-26-1	165	1	31	5	98	0	27	1	8	0	8	198
Sep 20	UTAH	37	81	0	24	18	205	1	67	18-27-1	205	1	67	2	35	0	33	2	83	1	66	286
Sep 27	MINNESOTA	47	206	1	34	14	167	1	33	14-23-0	167	1	33	1	28	0	28	4	66	0	32	373
Oct 04	at Rutgers	30	74	0	20	23	402	3	80	23-40-0	402	3	80	2	35	0	23	0	0	0	0	476
Oct 11	PENN STATE	35	54	0	31	21	160	1	20	21-33-1	160	1	20	2	38	0	20	1	4	0	4	214
Michigan		240	655	3	34	128	1452	11	80	128-216-3	1452	11	80	17	332	0	33	13	187	1	66	2107
Michigan		246	1149	10	62	105	1231	6	43	105-185-11	1231	6	43	14	268	0	42	8	62	1	32	2380

Games played: 7  
 Avg per rush: 2.7  
 Avg per catch: 11.3  
 Pass efficiency: 129.75  
 Kick ret avg: 19.5  
 Punt ret avg: 14.4  
 All purpose avg/game: 395.6  
 Total offense avg/gm: 301.0

Date	Opponent	Tackles				Sacks no-yds	Fumble		Pass Defense			Blkd kick	PAT Attempts				pts	
		ua	a	total	tfl-yds		ff	fr-yds	int-yds	qbh	brup		kick	rush	rcv	saf		
Aug 30	APPALACHIAN STATE	35	24	59	6.0-15	1.0-8	0	0-0	1-0	0	0	0	2-2	0	0	0	0	14
Sep 06	at Notre Dame	33	40	73	8.0-52	2.0-16	2	1-0	3-33	9	2	0	4-4	0	0	0	0	31
Sep 13	MIAMI (OHIO)	42	24	66	3.0-10	1.0-7	1	2-8	1-0	2	2	0	1-1	0	0	0	0	10
Sep 20	UTAH	48	16	64	8.0-31	4.0-22	1	1-0	3-75	3	10	0	2-2	0	0	0	0	26
Sep 27	MINNESOTA	28	14	42	6.0-26	1.0-11	1	1-0	1-30	2	7	0	3-3	0	0	0	0	30
Oct 04	at Rutgers	38	18	56	5.0-21	3.0-18	0	0-0	1-0	1	4	1	2-3	0	0	0	0	26
Oct 11	PENN STATE	38	16	54	5.0-21	3.0-14	0	0-0	1-5	0	4	0	1-1	0	0	0	0	13
Michigan		262	152	414	41.0-176	15.0-96	5	5-8	11-143	17	29	1	15-16	0	0	0	0	150
Michigan		267	174	441	50.0-213	18.0-150	1	0-0	3-11	13	16	2	18-18	0	0	0	1	152

Date	Opponent	Punting							Field Goals			Kickoffs						
		no.	yds	avg	long	blkd	tb	fc	50+	i20	md-att	long	blkd	no.	yds	avg	tb	ob
Aug 30	APPALACHIAN STATE	8	290	36.2	53	1	0	3	1	1	0-0	0	0	3	139	46.3	1	0
Sep 06	at Notre Dame	6	230	38.3	47	0	0	4	0	2	1-1	43	0	6	390	65.0	5	0
Sep 13	MIAMI (OHIO)	8	301	37.6	46	0	0	4	0	2	1-1	26	0	3	130	43.3	0	0
Sep 20	UTAH	5	213	42.6	48	0	0	2	0	2	4-5	50	0	6	385	64.2	5	0
Sep 27	MINNESOTA	6	246	41.0	50	0	1	3	1	3	3-3	48	0	6	388	64.7	4	0
Oct 04	at Rutgers	3	146	48.7	57	0	0	0	1	2	2-2	45	0	6	352	58.7	2	0
Oct 11	PENN STATE	5	167	33.4	42	0	0	3	0	2	2-2	35	0	5	270	54.0	2	0
Michigan		41	1593	38.9	57	1	1	19	3	14	13-14	50	0	35	2054	58.7	19	0
Michigan		31	1391	44.9	63	0	6	3	6	9	8-12	45	1	33	2066	62.6	16	0

**2014 Michigan Football**  
**Michigan Red-Zone Results (as of Oct 11, 2014)**  
**All games**

**Michigan Inside Opponent Red-Zone**

Date	Opponent	Score	Times In RZ	Times Scored	Total Pts	Rush TDs	Pass TDs	FGs Made	Failed to score inside RZ							
									FGA	Down	Int	Fumb	Half	Game		
Aug 30, 2014	APPALACHIAN STATE	W 52-14	6	6	38	5	3	2	1	0	0	0	0	0	0	0
Sep 06, 2014	at Notre Dame	L 0-31	0	0	0	0	0	0	0	0	0	0	0	0	0	0
Sep 13, 2014	MIAMI (OHIO)	W 34-10	4	4	24	3	2	1	1	0	0	0	0	0	0	0
Sep 20, 2014	UTAH	L 10-26	0	0	0	0	0	0	0	0	0	0	0	0	0	0
Sep 27, 2014	MINNESOTA	L 14-30	2	2	14	2	2	0	0	0	0	0	0	0	0	0
Oct 04, 2014	at Rutgers	L 24-26	3	3	21	3	3	0	0	0	0	0	0	0	0	0
Oct 11, 2014	PENN STATE	W 18-13	2	1	3	0	0	0	1	0	0	0	0	0	1	0
Totals			17	16	100	13	10	3	3	0	0	0	0	0	1	0
16 of 17 (94.1%)																

**Opponents Inside Michigan Red-Zone**

Date	Opponent	Score	Times In RZ	Times Scored	Total Pts	Rush TDs	Pass TDs	FGs Made	Failed to score inside RZ							
									FGA	Down	Int	Fumb	Half	Game		
Aug 30, 2014	APPALACHIAN STATE	W 52-14	2	2	14	2	1	1	0	0	0	0	0	0	0	0
Sep 06, 2014	at Notre Dame	L 0-31	4	4	24	3	1	2	1	0	0	0	0	0	0	0
Sep 13, 2014	MIAMI (OHIO)	W 34-10	2	2	10	1	0	1	1	0	0	0	0	0	0	0
Sep 20, 2014	UTAH	L 10-26	3	2	6	0	0	0	2	0	0	0	0	1	0	0
Sep 27, 2014	MINNESOTA	L 14-30	5	4	20	2	1	1	2	0	0	0	0	1	0	0
Oct 04, 2014	at Rutgers	L 24-26	3	3	17	2	0	2	1	0	0	0	0	0	0	0
Oct 11, 2014	PENN STATE	W 18-13	3	3	13	1	0	1	2	0	0	0	0	0	0	0
Totals			22	20	104	11	3	8	9	0	0	0	0	2	0	0
20 of 22 (90.9%)																

**2014 Michigan Football  
Michigan Game Superlatives (as of Oct 11, 2014)  
All games**

**INDIVIDUAL GAME HIGHS**

Rushes	22	Green, Derrick vs Miami (Ohio) (Sep 13, 2014)
Yards Rushing	170	Green, Derrick vs Appalachian State (Aug 30, 2014)
TD Rushes	2	Smith, De'Veon vs Appalachian State (Aug 30, 2014)
	2	Green, Derrick vs Miami (Ohio) (Sep 13, 2014)
	2	Gardner, Devin at Rutgers (Oct 04, 2014)
Long Rush	62	Green, Derrick vs Appalachian State (Aug 30, 2014)
Pass attempts	32	Gardner, Devin at Notre Dame (Sep 06, 2014)
Pass completions	19	Gardner, Devin at Notre Dame (Sep 06, 2014)
Yards Passing	192	Gardner, Devin vs Penn State (Oct 11, 2014)
TD Passes	3	Gardner, Devin vs Appalachian State (Aug 30, 2014)
Long Pass	43	Gardner, Devin vs Penn State (Oct 11, 2014)
Receptions	9	Funchess, Devin at Notre Dame (Sep 06, 2014)
Yards Receiving	107	Funchess, Devin at Notre Dame (Sep 06, 2014)
TD Receptions	3	Funchess, Devin vs Appalachian State (Aug 30, 2014)
Long Reception	43	Funchess, Devin vs Penn State (Oct 11, 2014)
Field Goals	3	Wile, Matt vs Penn State (Oct 11, 2014)
Long Field Goal	45	Wile, Matt vs Penn State (Oct 11, 2014)
Punts	8	Hagerup, Will vs Minnesota (Sep 27, 2014)
Punting Avg	50.0	Hagerup, Will vs Minnesota (Sep 27, 2014)
Long Punt	63	Hagerup, Will vs Minnesota (Sep 27, 2014)
Punts inside 20	2	Hagerup, Will vs Utah (Sep 20, 2014)
	2	Hagerup, Will vs Penn State (Oct 11, 2014)
Long Punt Return	32	Gedeon, Ben vs Appalachian State (Aug 30, 2014)
Long Kickoff Return	42	Norfleet, D. vs Miami (Ohio) (Sep 13, 2014)
Tackles	13	Ryan, Jake vs Utah (Sep 20, 2014)
Sacks	2.0	Beyer, Brennen vs Penn State (Oct 11, 2014)
Tackles For Loss	3.0	Ryan, Jake vs Utah (Sep 20, 2014)
	3.0	Ryan, Jake vs Penn State (Oct 11, 2014)
Interceptions	1	Lewis, Jourdan vs Miami (Ohio) (Sep 13, 2014)
	1	Henry, Willie vs Utah (Sep 20, 2014)
	1	Lewis, Jourdan vs Penn State (Oct 11, 2014)

**2014 Michigan Football  
Michigan Game Superlatives (as of Oct 11, 2014)  
All games**

**TEAM GAME HIGHS**

Rushes	45	vs Miami (Ohio) (Sep 13, 2014)
Yards Rushing	350	vs Appalachian State (Aug 30, 2014)
Yards Per Rush	9.7	vs Appalachian State (Aug 30, 2014)
TD Rushes	3	vs Appalachian State (Aug 30, 2014)
	3	at Rutgers (Oct 04, 2014)
Pass attempts	39	vs Utah (Sep 20, 2014)
Pass completions	19	at Notre Dame (Sep 06, 2014)
Yards Passing	210	vs Appalachian State (Aug 30, 2014)
Yards Per Pass	11.1	vs Appalachian State (Aug 30, 2014)
TD Passes	3	vs Appalachian State (Aug 30, 2014)
Total Plays	75	vs Utah (Sep 20, 2014)
Total Offense	560	vs Appalachian State (Aug 30, 2014)
Yards Per Play	10.2	vs Appalachian State (Aug 30, 2014)
Points	52	vs Appalachian State (Aug 30, 2014)
Sacks By	6	vs Penn State (Oct 11, 2014)
First Downs	24	vs Appalachian State (Aug 30, 2014)
Penalties	5	at Notre Dame (Sep 06, 2014)
Penalty Yards	50	at Notre Dame (Sep 06, 2014)
Turnovers	4	at Notre Dame (Sep 06, 2014)
	4	vs Utah (Sep 20, 2014)
Interceptions By	1	vs Miami (Ohio) (Sep 13, 2014)
	1	vs Utah (Sep 20, 2014)
	1	vs Penn State (Oct 11, 2014)
Punts	8	vs Minnesota (Sep 27, 2014)
Punting Avg	50.0	vs Minnesota (Sep 27, 2014)
Long Punt	63	vs Minnesota (Sep 27, 2014)
Punts inside 20	2	vs Utah (Sep 20, 2014)
	2	vs Penn State (Oct 11, 2014)
Long Punt Return	32	vs Appalachian State (Aug 30, 2014)

**2014 Michigan Football**  
**Michigan Game Superlatives (as of Oct 11, 2014)**  
**All games**

**OPPONENT INDIVIDUAL GAME HIGHS**

Rushes	32	Cobb, David, vs Minnesota (Sep 27, 2014)
Yards Rushing	183	Cobb, David, vs Minnesota (Sep 27, 2014)
TD Rushes	1	Cox, Marcus, vs Appalachian State (Aug 30, 2014)
	1	MCDANIEL, at Notre Dame (Sep 06, 2014)
	1	Leidner, Mitch, vs Minnesota (Sep 27, 2014)
Long Rush	34	Cobb, David, vs Minnesota (Sep 27, 2014)
Pass attempts	39	Nova, Gary, at Rutgers (Oct 04, 2014)
Pass completions	23	GOLSON, at Notre Dame (Sep 06, 2014)
Yards Passing	404	Nova, Gary, at Rutgers (Oct 04, 2014)
TD Passes	3	GOLSON, at Notre Dame (Sep 06, 2014)
	3	Nova, Gary, at Rutgers (Oct 04, 2014)
Long Pass	80	Nova, Gary, at Rutgers (Oct 04, 2014)
Receptions	9	FULLER, at Notre Dame (Sep 06, 2014)
Yards Receiving	94	Turzilli, Andre, at Rutgers (Oct 04, 2014)
TD Receptions	2	CARLISLE, at Notre Dame (Sep 06, 2014)
	2	Turzilli, Andre, at Rutgers (Oct 04, 2014)
Long Reception	80	Turzilli, Andre, at Rutgers (Oct 04, 2014)
Field Goals	4	Phillips, Andy, vs Utah (Sep 20, 2014)
Long Field Goal	50	Phillips, Andy, vs Utah (Sep 20, 2014)
Punts	8	KOCK, Christian, vs Miami (Ohio) (Sep 13, 2014)
Punting Avg	48.7	Gleeson, Tim, at Rutgers (Oct 04, 2014)
Long Punt	57	Gleeson, Tim, at Rutgers (Oct 04, 2014)
Punts inside 20	3	Mortell, Peter, vs Minnesota (Sep 27, 2014)
Long Punt Return	66	Clay, Kaelin, vs Utah (Sep 20, 2014)
Long Kickoff Return	33	Clay, Kaelin, vs Utah (Sep 20, 2014)
Tackles	14	Paul, Gionni, vs Utah (Sep 20, 2014)
Sacks	2.0	Orchard, Nate, vs Utah (Sep 20, 2014)
	2.0	Norris, Jared, vs Utah (Sep 20, 2014)
Tackles For Loss	2.0	Stringer, Devan, vs Appalachian State (Aug 30, 2014)
	2.0	Orchard, Nate, vs Utah (Sep 20, 2014)
	2.0	Norris, Jared, vs Utah (Sep 20, 2014)
	2.0	Botticelli, Cam, vs Minnesota (Sep 27, 2014)
	2.0	Gause, Quentin, at Rutgers (Oct 04, 2014)
	2.0	Hull, Mike, vs Penn State (Oct 11, 2014)
Interceptions	1	Blackmon, Dante, vs Appalachian State (Aug 30, 2014)
	1	RIGGS, at Notre Dame (Sep 06, 2014)
	1	REDFIELD, at Notre Dame (Sep 06, 2014)
	1	SHUMATE, at Notre Dame (Sep 06, 2014)
	1	ROLLINS, Q., vs Miami (Ohio) (Sep 13, 2014)
	1	Blechen, Brian, vs Utah (Sep 20, 2014)
	1	Carter, Tevin, vs Utah (Sep 20, 2014)
	1	Paul, Gionni, vs Utah (Sep 20, 2014)
	1	Campbell, D., vs Minnesota (Sep 27, 2014)
	1	Jacobs, Davon, at Rutgers (Oct 04, 2014)
	1	Zettel, Anthony, vs Penn State (Oct 11, 2014)

**2014 Michigan Football  
Michigan Game Superlatives (as of Oct 11, 2014)  
All games**

**OPPONENT TEAM GAME HIGHS**

Rushes	47	vs Minnesota (Sep 27, 2014)
Yards Rushing	206	vs Minnesota (Sep 27, 2014)
Yards Per Rush	4.4	vs Minnesota (Sep 27, 2014)
TD Rushes	1	vs Appalachian State (Aug 30, 2014)
	1	at Notre Dame (Sep 06, 2014)
	1	vs Minnesota (Sep 27, 2014)
Pass attempts	40	at Rutgers (Oct 04, 2014)
Pass completions	23	at Notre Dame (Sep 06, 2014)
	23	at Rutgers (Oct 04, 2014)
Yards Passing	402	at Rutgers (Oct 04, 2014)
Yards Per Pass	10.1	at Rutgers (Oct 04, 2014)
TD Passes	3	at Notre Dame (Sep 06, 2014)
	3	at Rutgers (Oct 04, 2014)
Total Plays	70	vs Minnesota (Sep 27, 2014)
	70	at Rutgers (Oct 04, 2014)
Total Offense	476	at Rutgers (Oct 04, 2014)
Yards Per Play	6.8	at Rutgers (Oct 04, 2014)
Points	31	at Notre Dame (Sep 06, 2014)
Sacks By	4	vs Utah (Sep 20, 2014)
First Downs	20	at Notre Dame (Sep 06, 2014)
	20	vs Minnesota (Sep 27, 2014)
Penalties	9	at Rutgers (Oct 04, 2014)
Penalty Yards	85	at Rutgers (Oct 04, 2014)
Turnovers	1	vs Miami (Ohio) (Sep 13, 2014)
	1	vs Utah (Sep 20, 2014)
	1	vs Penn State (Oct 11, 2014)
Interceptions By	3	at Notre Dame (Sep 06, 2014)
	3	vs Utah (Sep 20, 2014)
Punts	8	vs Appalachian State (Aug 30, 2014)
	8	vs Miami (Ohio) (Sep 13, 2014)
Punting Avg	48.7	at Rutgers (Oct 04, 2014)
Long Punt	57	at Rutgers (Oct 04, 2014)
Punts inside 20	3	vs Minnesota (Sep 27, 2014)
Long Punt Return	66	vs Utah (Sep 20, 2014)