



# 2013 MICHIGAN FOOTBALL



HAIL TO THE VICTORS VALIANT HAIL TO THE CONQUERING HEROES

11 NATIONAL TITLES

42 BOWL GAME APPEARANCES

42 BIG TEN TITLES

134 YEARS OF MICHIGAN FOOTBALL

ATHLETIC MEDIA RELATIONS • 1100 SOUTH STATE STREET • ANN ARBOR, MICHIGAN • OFFICE (734) 763-4423 • FAX (734) 647-1188 • MGOBLUE.COM

### DID YOU KNOW?

- U-M leads the all-time series vs. Indiana 52-9.
- Michigan has won 17 straight games against the Hoosiers.
- Michigan has the longest active home winning streak among BCS conference teams, claiming 18 straight games at Michigan Stadium.
- Last week's four-overtime game at Penn State marked the longest game in U-M history.
- Two weeks ago against Minnesota, Michigan posted its first turnover-free game since its meeting vs. the Golden Gophers on Oct. 1, 2011 (26-game span).
- The Wolverines' come-from-behind win at Connecticut (Sept. 21) tied the second-largest road comeback (14 points) in program history.
- The announced crowd of 115,109 for the Michigan-Notre Dame game on Sept. 7 set a new all-time attendance record for a football game -- college or NFL -- and broke the Michigan Stadium attendance record.
- QB **Devin Gardner** ranks first in the Big Ten in total offense (285.8 avg.).
- TE **Devin Funchess** is the second tight end in U-M history to post back-to-back 100-yard receiving efforts.
- LB **Jake Ryan** has posted a TFL in 18 of his 20 career games.
- DB **Blake Countess** is tied for third in the FBS with 4 INTs.
- WR **Jeremy Gallon** has posted a reception in 32 straight games.
- **Brady Hoke** is the first Michigan head coach to go undefeated at home in his first two seasons at U-M since Fielding Yost (1901-02).

## Indiana Hoosiers (3-3, 1-1 Big Ten Conference) vs. #24 Michigan Wolverines (5-1, 1-1 Big Ten Conference)

**GAME 7: Saturday, October 19, 2013 • 3:30 PM ET**  
**Michigan Stadium (109,901), Ann Arbor, Mich.**



**Series vs. Indiana:** U-M leads 52-9  
**Last Meeting vs. Indiana:**  
 Michigan 42, Indiana 35 (Oct. 2, 2010)  
**Television:** Big Ten Network  
**Radio:** Michigan IMG Sports Network  
**Live Stats:** MGoBlue.com



### GAMEDAY QUICK HITS

#### TELEVISION COVERAGE

BTN

Play-by-Play - Matt Devlin  
 Color Analyst - Glen Mason  
 Sideline Reports - Jon Jansen

#### RADIO COVERAGE

The Michigan Football Radio Network is comprised of 40 affiliates in addition to Armed Services Radio and SiriusXM (channel 85). Frank Beckmann handles play-by-play with Jim Brandstatter serving as the color analyst. Doug Karsch provides sideline reports.

#### WOLVERINES AND THE HOOSIERS

This will be the 62nd meeting between Michigan and Indiana. The Wolverines have a 52-9 advantage in the all-time series and are 35-7 in Ann Arbor against the Hoosiers. U-M has won 17 straight games against IU and has claimed victories in 32 of the last 33 contests (only setback was a 14-10 loss in 1987).

#### STREAKS TO WATCH

- WR **Jeremy Gallon** has posted a reception in 32 straight games.
- QB **Devin Gardner** has accounted for at least two touchdowns in 10 of his last 11 games. He has also tallied at least three touchdowns in eight of his last 11 games.
- K **Brendan Gibbons** has converted a program-record 127 straight PATs.
- TE **Devin Funchess** has posted 100+ yards receiving in back-to-back games.
- The U-M defense has not allowed a 100-yard rusher in seven straight games.
- Michigan has scored a defensive touchdown in consecutive games.
- LB **Desmond Morgan** has tallied at least four tackles in 21 straight regular-season games.
- Under head coach **Brady Hoke**, Michigan has won 18 straight games at Michigan Stadium -- the longest active home winning streak among BCS conference teams.

### TABLE OF CONTENTS

Game Day Information..... 1  
 Quick Facts.....2-3  
 Tale of the Tape ..... 4  
 National Polls ..... 9  
 U-M Record When ..... 10  
 Game Notes..... 4-12  
 Starting Lineups ..... 13  
 Depth Chart..... 14  
 Rosters.....15-18  
 Brady Hoke .....19-20  
 Coaching and Support Staff..... 20  
 Individual Career Bests.....21-22  
 Michigan Stadium..... 23  
 Game Recaps .....24-29

### 2013 SCHEDULE AND RESULTS

DATE	RANK	OPPONENT	RESULT	TIME	TV	ATTEND.
Aug. 31	17/ -	CENTRAL MICHIGAN	W, 59-9	3:42 p.m.	BTN	112,618
Sept. 7	17/14	NOTRE DAME	W, 41-30	8:12 p.m.	ESPN	115,109
Sept. 14	11/ -	AKRON	W, 28-24	12:01 p.m.	BTN	107,120
Sept. 21	15/ -	at Connecticut	W, 24-21	8:00 p.m.	ABC	42,704
Oct. 5	19/ -	MINNESOTA* (HC)	W, 42-13	3:36 p.m.	ABC	111,079
Oct. 12	18/ -	at Penn State	L, 40-43 (4OT)	5:01 p.m.	ESPN	107,844
Oct. 19	- / -	INDIANA*	-	3:30 p.m.	BTN	-
Nov. 2	- / -	at Michigan State	-	-	TBA	-
Nov. 9	- / -	NEBRASKA*	-	-	TBA	-
Nov. 16	- / -	at Northwestern	-	-	TBA	-
Nov. 23	- / -	at Iowa	-	-	TBA	-
Nov. 30	- / -	OHIO STATE*	-	-	TBA	-
Dec. 7	- / -	Big Ten Championship	-	-	FOX	-

All Times Eastern  
 \* Big Ten Games  
 Home Games Bold at Michigan Stadium  
 Rank (U-M / Opponent) from the Associated Press Top 25 Poll

# MICHIGAN FOOTBALL QUICK FACTS

## MEDIA RELATIONS

**Phone:** (734) 763-4423  
**Fax:** (734) 647-1188  
**Internet Site:** MGoBlue.com

**Mailing Address:**  
 Public and Media Relations  
 University of Michigan  
 1100 S. State St.  
 Ann Arbor, MI 48109-2201

**ASSOCIATE A.D.**  
 David Ablauf (dablauf@umich.edu)

**FOOTBALL**  
 Justin Dickens (dickensj@umich.edu)

**SECONDARY FOOTBALL/MEN'S TENNIS**  
 Zach Eisendrath (zeisen@umich.edu)

**PUBLICATIONS**  
 Barb Cossman (bcossman@umich.edu)

**MEN'S BASKETBALL**  
 Tom Wywrot (twywrot@umich.edu)

**WRESTLING/WATER POLO/FIELD HOCKEY**  
 Leah Howard (lchoward@umich.edu)

**WOMEN'S SWIMMING AND DIVING/ SOFTBALL**  
 Michael Kasiborski (mkasibor@umich.edu)

**VOLLEYBALL/BASEBALL**  
 Kent Reichert (kereiche@umich.edu)

**WOMEN'S SOCCER/WOMEN'S GYMNASTICS/MEN'S SWIMMING AND DIVING**  
 Brad Rudner (brudner@umich.edu)

**ICE HOCKEY/WOMEN'S ROWING**  
 Jeff Weinstein (weinstej@umich.edu)

**WOMEN'S BASKETBALL/WOMEN'S TENNIS**  
 Sarah VanMetre (vanmetre@umich.edu)

**WOMEN'S LACROSSE/ MEN'S AND WOMEN'S GOLF**  
 Whitney Dixon (whitdix@umich.edu)

**MEN'S SOCCER/MEN'S GYMNASTICS/MEN'S LACROSSE**  
 Scott Kempes (skempes@umich.edu)

**MEN'S AND WOMEN'S TRACK AND FIELD AND CROSS COUNTRY**  
 TBA

**DIRECTOR OF INTERNET**  
 Jon Ripperger (ripp@umich.edu)

**INTERNET**  
 Matt Baumer (mbaumer@umich.edu)

**ADMINISTRATIVE ASSISTANT SENIOR**  
 Tara Preston (tlap@umich.edu)

**ADMINISTRATIVE ASSISTANT**  
 Joan Medrich (jmedrich@umich.edu)

## UNIVERSITY INFORMATION

**School:** University of Michigan  
**Location:** Ann Arbor, Mich.  
**Enrollment:** 41,942  
**Founded:** 1817  
**University President:** Mary Sue Coleman  
**Director of Athletics:** Dave Brandon  
**Nickname:** Wolverines  
**Colors:** Maize and Blue  
**Band:** Michigan Marching Band  
**Fight Song:** The Victors  
**Conference:** Big Ten

## FOOTBALL INFORMATION

**First Year of Varsity Status:** 1879  
**All-Time Record:** 908-316-36 (134th season)  
**All-Time Big Ten Record:** 480-189-18 (106th season)  
**National Titles:** 11  
**Big Ten Championships:** 42  
**Bowl Games (Record):** 42 (20-22)  
**Consensus All-Americans:** 78  
**First-Team All-Big Ten Selections:** 404

## MICHIGAN STADIUM

**Completed:** 1927 (86th season)  
**Stadium Capacity:** 109,901  
**Surface:** FieldTurf (artificial)  
**Largest Crowd (Opp., Year):** 115,109 (Notre Dame, 2013)  
**Record at Michigan Stadium:** 402-120-15  
**Consecutive 100,000-plus Crowds:** 248 (Nov. 8, 1975 to current)

## 2013 SEASON

**Overall Record:** 5-1 (.833)  
**Big Ten Record:** 1-1 (.500)  
**Home:** 4-0 / **Away:** 1-1 / **Neutral:** 0-0

## MICHIGAN HEAD COACHES

Brady Hoke .....	2011-present .....	24-8 .....	(.750)
Rich Rodriguez .....	2008-10 .....	15-22 .....	(.405)
Lloyd Carr .....	1995-2007 .....	122-40 .....	(.753)
Gary Moeller .....	1990-94 .....	44-13-3 .....	(.758)
Bo Schembechler .....	1969-89 .....	194-48-5 .....	(.796)
Bump Elliott .....	1959-68 .....	51-42-2 .....	(.547)
Bennie Oosterbaan .....	1948-58 .....	63-33-4 .....	(.650)
Fritz Crisler .....	1938-47 .....	71-16-3 .....	(.806)
Harry Kipke .....	1929-37 .....	46-26-4 .....	(.632)
Tad Wieman .....	1927-28 .....	9-6-1 .....	(.594)
George Little .....	1924 .....	6-2 .....	(.750)
Fielding Yost .....	1901-23, 1925-26 .....	165-29-10 .....	(.833)
Biff Lea .....	1900 .....	7-2-1 .....	(.750)
Gustave Ferbert .....	1897-99 .....	24-3-1 .....	(.875)
William Ward .....	1896 .....	9-1 .....	(.900)
William McCauley .....	1894-95 .....	17-2-1 .....	(.875)
Frank Barbour .....	1892-93 .....	14-8 .....	(.636)
M. Murphy/F. Crawford .....	1891 .....	4-5 .....	(.444)

## FOOTBALL HISTORY

First Year of Football ..... 1879  
 All-Time Record ..... 908-316-36 (.735)  
 All-Time Conference Record ..... 480-189-18 (.712)  
 All-Time Bowl Record ..... 20-22 (.476)

National Championships ..... 11  
 1901, 1902, 1903, 1904, 1918, 1923, 1932, 1933, 1947, 1948, 1997

Conference Championships ..... 42  
 1898, 1901, 1902, 1903, 1904, 1906, 1918, 1922, 1923, 1925, 1926, 1930, 1931, 1932, 1933, 1943, 1947, 1948, 1949, 1950, 1964, 1969, 1971, 1972, 1973, 1974, 1976, 1977, 1978, 1980, 1982, 1986, 1988, 1989, 1990, 1991, 1992, 1997, 1998, 2000, 2003, 2004

Bowl Appearances ..... 42  
 1901, 1947, 1950, 1964, 1969, 1971, 1975, 1976, 1977, 1978, 1979, 1980, 1981, 1982, 1983, 1984, 1985, 1986, 1987, 1988, 1989, 1990, 1991, 1992, 1993, 1994, 1995, 1996, 1997, 1998, 1999, 2000, 2001, 2002, 2003, 2004, 2005, 2006, 2007, 2010, 2011, 2012

Undefeated Seasons ..... 23  
 1879, 1880, 1884, 1885, 1886, 1887, 1898, 1901, 1902, 1903, 1904, 1910, 1918, 1922, 1923, 1930, 1932, 1933, 1947, 1948, 1973, 1992, 1997

10+ Win Seasons ..... 26  
 1898, 1901, 1902, 1903, 1904, 1905, 1947, 1971, 1972, 1973, 1974, 1976, 1977, 1978, 1980, 1985, 1986, 1989, 1991, 1997, 1998, 1999, 2002, 2003, 2006, 2011

Most Consecutive Wins ..... 29 (Sept. 28, 1901 – Oct. 31, 1903)  
 All-Time Points Scored ..... 31,479  
 First-Team All-Americans ..... 129 (78 consensus)  
 First-Team All-Big Ten Players ..... 404 (No. 1 in the Big Ten)  
 Heisman Trophy Winners ..... 3 (1941, 1991, 1997)  
 Years with U-M Player in Heisman Top 10 ..... 26  
 National Award Winners ..... 11  
 College Football Hall of Fame Members ..... 36  
 All-Time NFL Draft Picks ..... 339 (two No. 1 picks)  
 All-Time First Round Picks ..... 50  
 Michigan on TV ..... 450 Games; 295-147-8 (No. 1 nationally)  
 First TV Game ..... U-M 55, MSU 0 (Sept. 27, 1947 on WWJ-TV)

## MICHIGAN FOOTBALL BY DECADE

2010s .....	31-14 (.689)
2000s .....	81-43-0 (.653)
1990s .....	93-26-3 (.775)
1980s .....	90-29-2 (.752)
1970s .....	96-16-3 (.848)
1960s .....	55-40-0 (.579)
1950s .....	52-36-3 (.588)
1940s .....	74-15-3 (.821)
1930s .....	53-26-4 (.663)
1920s .....	58-16-4 (.769)
1910s .....	52-18-6 (.723)
1900s .....	82-8-3 (.898)
1890s .....	72-20-2 (.777)
1880s (no games in 1882) .....	18-9-0 (.667)
1879 .....	1-0-1 (.750)
<b>Overall .....</b>	<b>908-316-36 (.735)</b>

## WEEKLY MEDIA AVAILABILITIES - INDIANA

MONDAY	TUESDAY	WEDNESDAY
12:30 P.M. - Head Coach Brady Hoke Press Conference at Junge Family Champions Center  1:00 P.M. - Players' Press Conference at Junge Family Champions Center (Tentatively: Jake Ryan and Michael Schofield)	12:00 P.M. - Head Coach Brady Hoke Big Ten Teleconference Call  12:15 P.M. - Defensive coordinator Greg Mattison available at Glick Field House  12:30 P.M. - Offensive coordinator Al Borges available at Glick Field House  6:00 P.M. - Players available at Glick Field House (Tentatively: Blake Countess, Devin Funchess, Drew Dileo, Chris Wormley)	11:40 A.M. - Players available at Glick Field House (Tentatively: Devin Gardner)  12:00 P.M. - Head Coach Brady Hoke available at Glick Field House  *All interview requests should be directed to the University of Michigan Public and Media Relations office.

### BIG TEN TELECONFERENCE

The Big Ten Teleconferences run throughout the season on a weekly basis, starting Tuesday, Aug. 27. Head coach Brady Hoke will participate on the conference call at 12 p.m. Eastern (11 a.m. Central). The media call-in number can be obtained by calling the Big Ten Conference.

Following is the coaches teleconference lineup:

Time	Coach
<b>12:00</b>	<b>Brady Hoke, Michigan</b>
12:10	Gary Andersen, Wisconsin
12:20	Bo Pelini, Nebraska
12:30	Mark Dantonio, Michigan State
12:40	Kirk Ferentz, Iowa
12:50	Jerry Kill, Minnesota
1:00	Tim Beckman, Illinois
1:10	Darrell Hazell, Purdue
1:20	Bill O'Brien, Penn State
1:30	Pat Fitzgerald, Northwestern
1:40	Urban Meyer, Ohio State
1:50	Kevin Wilson, Indiana

### MICHIGAN RADIO NETWORK

In its 11th season as a division of IMG College, the Michigan Sports Network represents one of the largest and most-listened to college sports network in the Midwest. Anchored by WWJ-AM (950) in Detroit, the Michigan IMG Radio Network is comprised of 40 affiliate stations in Michigan and Ohio during football season. In addition, U-M football can also be heard on American Armed Forces Radio and is also available on Sirius/XM. Frank Beckmann (play-by-play) and Jim Brandstatter (color) bring the action to you from the booth, with Doug Karsch providing sideline reports and analysis. Following is a list of radio affiliates:

City	Station	Dial Pos.
Alma	WQBX	104.9 FM
Alpena	WATZ	1450 AM
Ann Arbor	WTKA	1050 AM
Battle Creek	WBXX	104.9 FM
Benton Harbor	WSJM	1400 AM
Benton Harbor	WSJM	94.9 FM
Cadillac	WKAD	93.7 FM
Cassopolis	WGTO	910 AM
Charlevoix	WMKT	1270 AM
Charlevoix	WMKT	102.3 FM
Cleveland, Ohio	WHKW	1220 AM
Detroit	WWJ	950 AM
Escanaba	WDBC	680 AM
Flint	WTRX	1330 AM
Frankfort	WBNZ	92.3 FM
Grand Haven	WGHN	1370 AM
Grand Rapids	WOOD	1300 AM
Grayling	WQON	100.3 FM
Ishpeming	WIAN	1240 AM
Jackson	WKHM	970 AM
Kalamazoo	WQLR	1660 AM
Lansing	WQTX	92.1 FM
Ludington	WKZC	94.9 FM
Marine City	WHLX	1590 AM
Marquette	WDMJ	1320 AM
Muskegon	WOOD	106.9 FM
Newberry	WNBX	1450 AM
Niles	WNIL	1290 AM
Oscoda	WWTH	100.7 FM
Petoskey	WMBN	1340 AM
Port Huron	WHLX	1450 AM
Reed City	WBRN	95.1 FM
Rogers City	WHAK	980 AM
Rogers City	WHAK	99.9 FM
Saginaw	WSGW	790 AM
Sault Ste. Marie	WKNW	1400 AM
Sturgis	WBET	1230 AM
Toledo	WXKR	100.7 FM
Traverse City	WTCM	580 AM
Warren/Youngstown, Ohio	WHKZ	1440 AM

*U-M football can also be heard on American Armed Forces Radio and is also available on Sirius Satellite Radio.*

## INSIDE MICHIGAN FOOTBALL TV SHOW

The Inside Michigan Football TV show presented by PNC Bank returns for its sixth season in 2013. Fox Sports Detroit will air 15 shows throughout the fall, beginning with the premier on Aug. 26 at 5:30 p.m. ET. Wolverines Head Coach Brady Hoke will be joined by host Jim Brandstatter for the 30-minute program that includes game and practice highlights, student-athlete features and in-depth analysis of past and future games. Inside Michigan Football will be broadcast each Monday evening (start time varies from 5:00-6:00 p.m.) from Aug. 26-Nov. 25.

For the second straight season, Inside Michigan Football will be available to fans on the Big Ten Digital Network. The show will be available on MGoBlue.com immediately following its airing on FSD.

## INSIDE MICHIGAN FOOTBALL RADIO SHOW

Head Coach Brady Hoke will appear each week on the Inside Michigan Football Radio Show. The hour-long show originates on WXYT Radio every Wednesday evening at 7 p.m., with Jim Brandstatter hosting the show. The show is broadcast live from Pizza House (PizzaHouse.com) located at 618 Church Street in Ann Arbor. Following are the stations covering the show:

City	Station	Dial Pos.
Alma	WFYC	1280 AM
Alpena	WATZ	1450 AM
Ann Arbor	WTKA	1050 AM
Battle Creek	WBCK	930 AM
Benton Harbor	WSJM	1400 AM
Benton Harbor	WSJM	94.9 FM
Cadillac	WKAD	93.7 FM
Caro	WKYO	1360 AM
Cassopolis	WGTO	910 AM
Charlevoix	WMKT	1270 AM
Charlevoix	WMKT	102.3 FM
Detroit	WXYT	1270 AM
Escanaba	WDBC	680 AM
Flint	WTRX	1330 AM
Frankfort	WBNZ	92.3 FM
Grand Rapids	WMAX	96.1 FM
Grayling	WQON	100.3 FM
Ishpeming	WIAN	1240 AM
Jackson	WKHM	970 AM
Kalamazoo	WQLR	1660 AM
Lansing	WQTX	92.1 FM
Ludington	WKZC	94.9 FM
Marquette	WDMJ	1320 AM
Marine City	WHLX	1590 AM
Niles	WNIL	1290 AM
Petoskey	WMBN	1340 AM
Port Huron	WHLX	1450 AM
Saginaw	WSGW	790 AM
Sturgis	WBET	1230 AM
Toledo, Ohio	W264K	100.7 FM
Traverse City	WTCM	580 AM



## TALE OF THE TAPE

### 2013 STATISTICS

#### OFFENSE

Michigan	Category	Indiana
39.0	Scoring	41.7
395.7	Total Yards	504.3
173.2	Rushing Offense	172.8
222.5	Passing Offense	331.5
141.46	Pass Efficiency	148.52
123	First Downs	141
47%	3rd-Down Conv.	45%
67%	4th-Down Conv.	33%
10-76	Sacks Allowed	9-59
76%	Red Zone Offense (TD Eff.)	71%
88%	Red Zone Offense (Scoring Eff.)	81%
7.0	Punt Returns	15.1
23.8	Kick Returns	17.4
40.4	Avg. Punting	39.9
35.4	Net Punting	35.7
8-of-12	Field Goals	3-of-3
32-267	Penalties	38-332
-2	Turnover Margin	-1
32:13	Time Of Possession	25:06

### 2013 STATISTICS

#### DEFENSE

Michigan	Category	Indiana
23.3	Scoring	32.8
319.2	Total Yards	456.0
89.5	Rushing Offense	216.5
229.7	Passing Offense	239.5
109.98	Pass Efficiency	122.04
108	First Downs	150
37%	3rd-Down Conv. Allowed	44%
38%	4th-Down Conv. Allowed	42%
14-81	Sacks By	12-69
43%	Red Zone Defense (TD Eff.)	63%
76%	Red Zone Defense (Scoring Eff.)	79%
7.6	Punt Returns	9.6
22.2	Kick Returns	18.6
40.6	Avg. Punting	44.5
35.7	Net Punting	36.8
12-of-17	Field Goals Against	5-of-10
34-306	Penalties	38-324
27:47	Opponent Time Of Possession	34:54

### MICHIGAN vs. INDIANA

#### MICHIGAN LEADS ALL-TIME SERIES 52-9

H: 35-7 / A: 17-2 / N: 0-0

Year	W/L	Score	Site	Rank
1900	W	12-0	H	
1901	W	33-0	H	
1902	W	60-0	H	
1903	W	51-0	H	
1925	W	63-0	H	
1928	L	0-6	H	
1931	W	22-0	H	
1932	W	7-0	A	
1935	W	7-0	H	
1936	L	3-14	H	
1943	W	23-6	H	6/ -
1944	L	0-20	H	
1945	L	7-13	H	
1946	W	21-0	H	
1947	W	35-0	H	2/ -
1948	W	54-0	H	1/ -
1949	W	20-7	H	5/ -
1950	W	20-7	H	
1951	W	33-14	H	
1952	W	28-13	H	
1954	L	9-13	H	11/ -
1955	W	30-0	H	7/ -
1956	W	49-26	H	10/ -
1957	W	27-13	H	18/ -
1958	L	6-8	H	
1959	L	7-26	A	
1960	W	29-7	H	
1967	L	20-27	H	
1968	W	27-22	A	18/19
1971	W	61-7	H	3/ -
1972	W	21-7	A	4/ -
1973	W	49-13	H	4/ -
1974	W	21-7	A	3/ -
1975	W	55-7	H	7/ -
1976	W	35-0	A	1/ -
1979	W	27-21	H	10/ -
1980	W	35-0	A	18/ -
1981	W	38-17	A	8/ -
1982	W	24-10	H	
1983	W	43-18	H	14/ -
1984	W	14-6	A	14/ -
1985	W	42-15	H	4/ -
1986	W	38-14	A	4/ -
1987	L	10-14	A	20/15
1988	W	31-6	H	20/14
1989	W	38-10	H	5/ -
1990	W	45-19	A	20/ -
1991	W	24-16	H	4/ -
1992	W	31-3	A	3/ -
1995	W	34-17	A	10/ -
1996	W	27-20	H	13/ -
1997	W	37-0	A	6/ -
1998	W	21-10	H	
1999	W	34-31	A	15/ -
2000	W	58-0	H	18/ -
2003	W	31-17	H	11/ -
2004	W	35-14	A	19/ -
2005	W	41-14	H	21/ -
2006	W	34-3	A	2/ -
2009	W	36-33	H	23/ -
2010	W	42-35	A	19/ -

### MICHIGAN vs. INDIANA SERIES INFORMATION

**Series Record:** Michigan leads 52-9

**Michigan Points:** 1,815

**Indiana Points:** 646

**Record at Ann Arbor:** Michigan leads 35-7

**At Michigan Stadium:** Michigan leads 29-5

**Record at Indiana:** Michigan leads 17-2

**At Memorial Stadium:** Michigan leads 16-1

**Games decided by 3 Points or Less:** Michigan leads 2-1

**Games decided by 7 Points or Less:** Michigan leads 8-6

**Longest Michigan Winning Streak:** 17 (current)

**Current Michigan Streak:** Won 17

**Last 10 Games:** Michigan leads 10-0

**Biggest Michigan Win:** 63-0 (1925)

**Biggest Michigan Loss:** 0-20 (1944)

**Last Michigan Home Win:** 2009 (last game)

**Last Michigan Road Win:** 2010 (last game)

**Last Indiana Home Win:** 1987 (IU is 0-7 since)

**Last Indiana Road Win:** 1967 (IU is 0-16 since)

#### THE LAST TIME vs. INDIANA ...

- Sophomore quarterback Denard Robinson scored the game-winning touchdown on a four-yard run over the left end with 17 seconds remaining in regulation to give U-M a 42-35 victory at Indiana on Saturday, Oct. 2, 2010, at Memorial Stadium.

- Robinson racked up 494 yards of total offense against the Hoosiers, completing 10-of-16 passes for a career-best 277 yards and three touchdowns and used 19 carries to rush for 217 yards and two touchdowns.

#### BRADY HOKE AGAINST INDIANA

- Saturday will mark **Brady Hoke's** fourth encounter against Indiana as a head coach. Hoke went 1-2 in three encounters against the Hoosiers while head coach at Ball State.

#### LAST WEEK...

- U-M was unable to hold on to a lead with less than a minute left in regulation and was outlasted by Penn State, 43-40, in four overtimes on Saturday night (Oct. 12) at Beaver Stadium. A two-yard rushing touchdown by PSU running back Bill Belton gave the Nittany Lions the win after Michigan kicked a field goal on the first possession of the fourth overtime period.

- Senior/junior quarterback **Devin Gardner** totaled 361 yards and three total touchdowns, while sophomore defensive end **Frank Clark** recorded two sacks and recovered two fumbles, including one he returned for a touchdown.

#### WOLVERINES FACE TOUGH SCHEDULE IN 2013

- Four of Michigan's 12 regular-season opponents posted 10+ victories in 2012 -- Ohio State (12-0), Notre Dame (12-1), Northwestern (10-3) and Nebraska (10-4).

- Six of the Wolverines' 12 regular-season opponents received bowl bids in 2012, while compiling a 52-27 record (.659 winning percentage)

- U-M faces arguably its toughest stretch in November, going up against four consecutive Legends Division foes, including three on the road -- at Michigan State (Nov. 2), vs. Nebraska (Nov. 9), at Northwestern (Nov. 16) and at Iowa (Nov. 23) -- before concluding its regular-season slate

by hosting Ohio State in the 110th edition of "The Game" on Nov. 30.

**MAKING HISTORY**

The announced crowd of 115,109 fans at the Big House for the U-M/Notre Dame football game on Sept. 7 set a new all-time attendance record for a football game -- college or NFL -- and broke the Michigan Stadium attendance record. The previous Michigan Stadium record was 114,804, established at U-M's previous home game vs. Notre Dame on Sept. 10, 2011.

**HOME-FIELD ADVANTAGE**

- Under head coach **Brady Hoke**, Michigan has won 18 straight games at Michigan Stadium -- the longest active home winning streak among BCS conference teams.
- The Wolverines have not lost at home since falling to Wisconsin on Nov. 20, 2010.
- Michigan boasted back-to-back undefeated seasons at home for the second time in 35 years; U-M also went perfect at home from 2003-04, posting a 13-0 record over the stretch.
- Hoke is the first Michigan head coach to go undefeated at home in his first two seasons at U-M since Fielding Yost (1901-02).

**MICHIGAN'S LONGEST HOME WINNING STREAKS**

- Michigan's 18-game home winning streak is tied for the fourth-longest such streak in program history.

Streak	Beginning-Ending
50	1901-1907
28	1969-1973
23	1897-1900
<b>18</b>	<b>2011-present</b>
18	1894-1897
17	1976-1978
16	2002-2005
14	1984-1986
14	1946-1949
14	1925-1927
14	1921-1924
13	1999-2001
13	1917-1919
12	1982-1984
12	1883-1891
11	1931-1933

**2013 CAPTAINS**

- The U-M football team elected four players, seniors **Taylor Lewan**, **Courtney Avery** and **Cam Gordon** and senior/junior **Jake Ryan**, as captains for the 134th team in school history. It marks the third time in Michigan Football history the team will have four captains. The four players were selected in a vote of their teammates during fall camp.

**TAKING THE HELM**

- After stepping in behind center for the final five games last season, senior/junior quarterback **Devin Gardner** will lead the U-M offense in 2013.
- Through six games, Gardner is averaging 285.8 yards of total offense, which ranks first in the Big Ten and 28th in the nation through seven weeks of play.
- Gardner has showcased his dual-threat ability in 2013, completing 86-of-146 passes for 1,276 yards and 11 touchdowns and rushing for a team-high 439 yards and six touchdowns on 80 carries.
- Gardner has accounted for at least two touchdowns in 10 of his last 11 games. He has also tallied at least three touchdowns in eight of his last 11 games.
- With Gardner under center, Michigan ranks 22nd in the nation -- and fourth in the Big Ten -- in scoring offense, averaging 39.0 points per game.
- Gardner is 34-of-51 on third-down passing plays.

He completed 23 straight passes on third down through a seven-game stretch from last season's game at Minnesota on Oct. 29 to this season's game vs. Akron (Sept. 14).

- Gardner completed 15-of-28 passes for 240 yards and three touchdowns and amassed a career-best 121 rushing yards on a career-high 21 carries at Penn State (Oct. 12). With the three TD performance, Gardner now has 43 touchdowns for his career.
- Gardner's 376 total yards of offense against Notre Dame (Sept. 7) marks the ninth-greatest single-game effort in Michigan program history. Gardner completed 21-of-33 passes for 294 yards and four touchdowns against the Fighting Irish, while carrying the ball 13 times for a career-best 82 yards and one touchdown.
- His four passing touchdowns against Notre Dame were a career best. The last Wolverine quarterback to throw for four touchdowns was Denard Robinson against Notre Dame on Sept. 10, 2011.

**RED ZONE SUCCESS**

- In senior/junior quarterback **Devin Gardner's** last 11 games at quarterback, Michigan has made 41 trips to the red zone, scoring touchdowns on 33 of those trips.
- The Wolverines were 5-of-5 in the red zone in their 42-13 victory over Minnesota on Oct. 5, with Gardner accounting for two of those scores (one passing, one rushing).
- In U-M's 41-30 victory over Notre Dame on Sept. 7, the Wolverines were 4-of-4 in the red zone, with Gardner accounting for all four scores (three passing, one rushing).
- In total, Gardner has accounted for 23 of U-M's 33 red zone touchdowns over the last 11 games.
- Through six games, Michigan has scored on 22-of-25 red zone opportunities (88%), including 19 touchdowns.

**BIG PLAYS**

- U-M has generated 32 offensive plays of 20+ yards through six games this season, 21 20+-yard receptions (8, Devin Funchess; 7, Jeremy Gallon; 2, Jehu Chesson; ; 2 Fitzgerald Toussaint; 1, Drew Dileo; 1, Joe Reynolds) and 11 20+-yard runs (5, Devin Gardner; 4, Fitzgerald Toussaint; 1, Derrick Green; 1, Dennis Norfleet).
- \*Full list of plays available in back of release.

**MOVING THE CHAINS**

- Michigan has put together 18 70+-yard touchdown drives this season, including five against Central Michigan (Aug. 31), four against Notre Dame (Sept. 7), three against Penn State (Oct. 12) and Akron (Sept. 14), two against Minnesota (Oct. 5) and one against Connecticut (Sept. 21).
- Gardner orchestrated 11 70+-yard touchdown drives over the final five games of the 2012 season, including three 90+-yard touchdown drives (two at Minnesota, one vs. Northwestern).

**3RD-DOWN SUCCESS**

- Last season, Michigan broke the program single-season record for highest third-down conversion percentage, converting 87 of 173 third downs (50.3%), good for first in the Big Ten and sixth in the nation. The previous school record was 49.6% in 1986.
- Through six games, U-M ranks sixth in the Big Ten and 34th in the nation in the category, converting 40 of 85 third-down attempts (47%).

**A LOOK AT THE WOLVERINES . . . STATISTICAL RANKINGS IN 2013**

OFFENSE			
Category	Statistic	Big Ten	NCAA
Team, Points/Game	39.0	4th	22nd
Team, Total Offense	395.7	9th	74th
Team, Passing	225.0	5th	72nd
Team, Rushing	173.2	9th	63rd
Team, Sacks Allowed	1.67 avg.	7th	54th
Team, 3rd Down Conv.	47%	6th	34th
Team, 4th Down Conv.	67%	3rd	18th
Team, Red Zone Offense	88%	5th	34th
D. Gardner, Passing	212.7	5th	60th
D. Gardner, Yds/Comp.	14.84	1st	10th
D. Gardner, Rushing	73.2	7th	67th
D. Gardner, Total Offense	285.8	1st	28th
F. Toussaint, Rushing	70.7	9th	75th
J. Gallon, Receiving Yards	77.0	4th	53rd
J. Gallon, Receptions/Game	5.2	4th	65th
J. Gallon, Receiving TDs	5	T-2nd	T-5th
D. Funchess, Receiving Yards	68.0	6th	79th

DEFENSE			
Category	Statistic	Big Ten	NCAA
Team, Total Defense	319.2	4th	14th
Team, Scoring Defense	23.3	6th	44th
Team, Pass Defense	229.7	6th	65th
Team, Rush Defense	89.5	4th	9th
Team, Red Zone Defense	76%	4th	36th
Passes Intercepted	9	3rd	17th
Sacks	2.33 avg.	3rd	41st
Tackles for Loss	5.8 avg.	6th	67th
B. Countess, INT	4	T-1st	T-2nd
Desmond Morgan, Tackles	7.0	T-14th	T-143rd
James Ross III, Tackles	7.0	T-14th	T-143rd

SPECIAL TEAMS			
Category	Statistic	Big Ten	NCAA
B. Gibbons, Scoring	9.0	4th	23rd

**OFFENSE**

- Offensive Formation:** Pro Style
- Offensive Starters Returning/Lost:** 5/6
- Offensive Lettermen Returning/Lost:** 24/12

**RETURNING STARTERS FROM 2012**

Player	Pos.	Ht.	Wt.	Year/Elig.
Devin Gardner	QB	6-4	210	Sr./Jr.
Jeremy Gallon	WR	5-8	187	5th Sr.
Taylor Lewan	LT	6-8	308	5th Sr.
Michael Schofield	RT	6-7	303	5th Sr.
Fitzgerald Toussaint	RB	5-10	200	5th Sr.

**DEFENSE**

- Defensive Formation:** 4-3
- Defensive Starters Returning/Lost:** 6/5
- Defensive Lettermen Returning/Lost:** 21/11

**RETURNING STARTERS FROM 2012**

Player	Pos.	Ht.	Wt.	Year/Elig.
Brennen Beyer	LB	6-3	254	Jr.
Desmond Morgan	WLB	6-1	227	Jr.
Jake Ryan	SLB	6-3	241	Sr./Jr.
Thomas Gordon	FS	5-11	208	5th Sr.
Raymon Taylor	CB	5-10	186	Jr.
Quinton Washington	DT	6-4	305	5th Sr.

## U-M LEADS NATION IN WINS ALL-TIME

- The Michigan football program extended its lead in all-time NCAA Division 1 FBS victories during the 2013 season.
- Michigan leads the nation in wins (908), followed by Texas (871) and Notre Dame (868).
- Michigan's 908 victories are the most of any institution in all divisions of college football.

### TOP 5 BCS SCHOOLS BY WINNING PERCENTAGE

School	Record	Pct.
1. Michigan	908-316-36	735
2. Notre Dame	868-303-42	.733
3. Oklahoma	835-311-53	.719
4. Ohio State	843-315-53	.718
5. Texas	871-336-33	.716

### TOP 5 BCS SCHOOLS BY WINS

School	Record	Pct.
1. Michigan	908-316-36	735
2. Texas	871-336-33	.716
3. Notre Dame	868-303-42	.733
4. Nebraska	860-354-40	.702
5. Ohio State	843-315-53	.718

## 107th Season of Big Ten Action

- Michigan enters its 107th season of competition in the Big Ten Conference.
- The Wolverines have compiled an impressive 480-189-18 record in conference play and have claimed a league-leading 42 championships.
- U-M also leads the conference with 404 first-team All-Big Ten selections.

## U-M In 134th Season of Gridiron Action

- U-M enters its 134th season of gridiron action.
- The Wolverine program was established in 1879 when a group of 13 men fielded the first football team in school history and played a pair of off-campus games. U-M defeated Racine, 1-0, at White Stocking Park in Chicago, Ill., on May 30, 1879, for the first victory in school history. The Wolverines tied Toronto, 0-0, in Detroit to finish the year 1-0-1.
- U-M enters its 131st year of uninterrupted gridiron action, with 1882 being the only season that the program did not play any varsity games.
- The Wolverines are the sixth oldest football program in NCAA history.

### OLDEST COLLEGE FOOTBALL PROGRAMS

School	Years
Princeton	144
Rutgers	144
Yale	141
Harvard	139
Pennsylvania	137
<b>Michigan</b>	<b>134</b>
Amherst	133
Navy	132

## BACK IN THE FOLD

- Senior/junior linebacker **Jake Ryan** returned to the lineup against Penn State (Oct. 12), 207 days after suffering a torn ACL in his right knee during spring practice (March 19).
- Ryan saw his first action at the 8:19 mark of the first quarter. Ryan made his presence felt by stopping a quarterback sneak on fourth down that gave Michigan possession at PSU's 33-yard line. Ryan has posted a tackle-for-loss in 18 of his 20 career games.
- Ryan led the Wolverines in 88 total tackles (88), solo stops (56), tackles for loss (16), sacks (4.5) and forced fumbles (4) in 2012.
- Last season, Ryan earned All-Big Ten second-team honors by the media and was the Roger Zatkoff Award recipient as U-M's top linebacker.
- Dating back to 2011, Ryan had tallied a tackle-for-loss in 17 of his last 19 games.

## RETURNING FOR MORE

- Despite being considered by many analysts as a high first-round selection in the 2013 NFL Draft, fifth-year senior offensive tackle **Taylor Lewan** elected to return to Ann Arbor for his senior season with Team 134.
- Lewan, a three-year starter who has started 41 career games at left tackle -- including 34 consecutive -- looks to become only the ninth Michigan offensive lineman to be a starter for four seasons for the Maize and Blue (must start at least half of team's games each year to qualify). Most recently, Jeff Backus and Steve Hutchinson started on the line from 1997-2000.
- The Cave Creek, Ariz., native has been tabbed a first-team Preseason All-American by ESPN.com, CBSSports.com, SI.com and Sporting News, and named to the 2013 national watch lists for the Outland Trophy and the Maxwell, Rotary Lombardi and Walter Camp Player of the Year Awards.
- Lewan was a 2012 All-America first-team choice by the Walter Camp Football Foundation, Associated Press, ESPN.com and SI.com. He also was named the Big Ten Rimington-Pace Offensive Lineman of the Year and was an All-Big Ten first team choice by the league's coaches and media.

## MR. PRODUCTIVITY

- Wide receiver **Jeremy Gallon** has posted a reception in 32 consecutive games, which ranks three games short of tying Jason Avant for second all-time. Braylon Edwards owns the program record with a reception in 38 straight games.

### Consecutive Games with a Reception

Player	Consecutive Games
1. Braylon Edwards	38
2. Jason Avant	35
3. <b>Jeremy Gallon</b>	<b>32</b>
Marquise Walker	32
5. Mercury Hayes	30
6. Amani Toomer	26
Adrian Arrington	26
8. David Terrell	25
9. Desmond Howard	24
10. Anthony Cater	20

- Gallon recorded his 100th career reception against Akron on Sept. 14.
- The Apopka, Fla. native has led Michigan in receiving yards in four of six games this season.
- Gallon set career highs in both receiving yards (184) and touchdowns (three) against Notre Dame on Sept. 7.
- The fifth-year senior wideout's 184 receiving yards against the Fighting Irish were the most by a U-M receiver since Roy Roundtree posted a program-record 246 yards against Illinois on Nov. 6, 2010, and the sixth most in program history.
- In total, Gallon has posted four career 100-yard receiving efforts, three of which came in 2012.

He tallied a career-high nine catches for 145 yards vs. South Carolina in the Outback Bowl on Jan. 1, notched a 133-yard performance vs. Iowa on Nov. 17 and recorded a 107-yard effort in the season opener vs. Alabama on Sept. 1.

- Gallon led Michigan in receptions (49), receiving yards (829) and receiving yards per game (63.8) in 2012.

## THIRD TIME'S A CHARM

- In U-M's 41-30 victory over Notre Dame on Sept. 7, wide receiver **Jeremy Gallon** became the first Wolverine to record three touchdown catches since Mario Manningham vs. Notre Dame on Sept. 16, 2006.
- Gallon's five touchdown receptions through six games rank tied for second in the Big Ten and tied for 21st in the FBS through seven weeks of play.
- Gallon has been racking up touchdown receptions as of late. Dating back to last season's Outback Bowl, the fifth-year wideout has posted seven touchdown catches over his last seven games.

## MAKING HIS MARK

- After hauling in four receptions for 112 yards and two touchdowns at Penn State (Oct. 12), sophomore **Devin Funchess** became the second tight end in program history to post back-to-back 100-yard receiving efforts. One week earlier, Funchess set career highs in receptions (7) and receiving yards (151) vs. Minnesota on Oct. 5. Former tight end Jim Mandich also posted back-to-back 100-yard receiving games in 1969.
- Funchess is one of just two tight ends in U-M history with three 100-yard receiving efforts, joining Jim Mandich (1967-69).
- Funchess leads all Big Ten tight ends with 19 catches for 408 yards and four touchdowns. Through six games, he has already surpassed his 2012 receiving output (15 catches for 234 yards).
- Funchess, who earned Freshman All-American honors from the Football Writers Association of America (FWAA) in 2012, has started his sophomore campaign by hauling in 15 receptions for 296 yards, including a career-long 48-yard touchdown catch against Akron on Sept. 14.
- Funchess has been a big-play threat all season for the Maize and Blue, leading the team for eight 20+-yard receptions through six games. He posted four of those 20+-yard catches vs. Minnesota (Oct. 5), three of which came on third down.
- With five touchdowns during his freshman campaign, Funchess finished the season tied for fourth all time among receiving touchdown leaders by tight ends. Funchess' four touchdowns through six games in 2013 already rank tied for eighth in program history. Eric Kattus boasts the record in the category with eight in 1985.

### Season Receiving Touchdowns (Tight Ends)

Player	Touchdowns
1. Eric Kattus	8
2. Tony McGee	6
Doug Martin	6
4. <b>Devin Funchess (2012)</b>	<b>5</b>
Jerame Turman	5
Jerame Tuman	5
Bennie Joppru	5
8. <b>Devin Funchess (2013)</b>	<b>4</b>
Jim Mandich	4
Kevin Koger	4

**RETURNING TO FORM**

- Fifth-year senior running back **Fitzgerald Toussaint** is back at full strength after suffering a season-ending leg injury last season against Iowa.
- Toussaint notched two rushing touchdowns against Minnesota (Oct. 5), upping his career total to 22 to move into sole possession of 18th place among U-M's all-time leaders in the category. It marked his second straight game with multiple rushing touchdowns and seventh of his career.
- Against the Golden Gophers, Toussaint also became the 21st Michigan player to surpass 2,000 career rushing yards; he finished the game with 78 yards on the ground.
- Toussaint carried the ball 24 times for 120 yards against Connecticut (Sept. 21), marking the sixth 100-yard rushing game of his career and his first 100-yard rushing effort since vs. Ohio State on Nov. 26, 2011.
- Toussaint's seven rushing touchdowns through six games already surpass his rushing TD output from all of last season (five).

**RUSHING THE ROCK**

- U-M is averaging 173.2 rushing yards per game this season, which ranks 63rd in the country through seven weeks.
- Senior/junior quarterback **Devin Gardner** paces the team with 439 yards on 80 carries, while fifth-year senior running back **Fitzgerald Toussaint** has amassed 424 yards on 123 rushes.
- The trio of **Fitzgerald Toussaint** (2), **Derrick Green** (1) and **Devin Gardner** (1) combined to post four rushing touchdowns against Minnesota on Oct. 5.
- The Wolverines rushed for 192 yards at Connecticut on Sept. 21, gaining 110 of those yards in the second half. **Fitzgerald Toussaint** (120 yards, 2 TDs) and **Devin Gardner** (64 yards, 1 TD) combined to account for 184 yards and three touchdowns on 43 carries against the Huskies.
- Nine Michigan players used a combined 47 carries to produce 242 rushing in Michigan's season-opening victory over Central Michigan on Aug. 31.
- Freshman running back **Derrick Green** led the rushing attack against CMU, posting a team-best 58 rushing yards -- on 11 carries -- in his collegiate debut, and recording his first career touchdown on a one-yard run in the third quarter.

**LOCKDOWN D**

- The Michigan defense continues to make strides as the 2013 season moves forward.
- U-M ranks ninth in the nation in rushing defense, allowing only 89.5 yards per game on the ground. The Wolverines have not allowed a 100-yard rusher through six games.
  - The Maize and Blue are fourth in the Big Ten and 13th in the country in total defense, allowing only 305.0 yards per game.
  - The Wolverines have surrendered only 11 touchdowns this season and have allowed only two rushing scores through six games.
  - U-M's third-down defense has been stellar this season, as U-M opponents are 33-of-89 (37%) on third-down conversions. In Michigan's road opener at Connecticut on Sept. 21, the Wolverines allowed the Huskies to convert only 1-of-11 third-down attempts.
  - Michigan has allowed opponents to only score touchdowns on 43% of their red zone opportunities this season (9 TDs in 21 opportunities).

**UNDER PRESSURE**

- Michigan has posted four sacks in three of its six games -- vs. Central Michigan (Aug. 31), at Connecticut (Sept. 21) and at Penn State (Oct. 12) -- matching last season's high, which it recorded against Ohio State (Nov. 24, 2012).
- The Wolverines are averaging 2.33 sacks per game, which ranks third in the Big Ten and 41st in the nation.
- U-M is also averaging 5.8 tackles for loss per game, which ranks sixth in the Big Ten and 67th

in the FBS.

- After posting a career-high two sacks at Penn State (Oct. 12), junior defensive end Frank Clark leads the Wolverines with 3.5 sacks.

**COUNT THE PICKS**

- Junior/sophomore cornerback **Blake Countess** is tied for third in the country with four interceptions this season.
- Countess is the first Wolverine since Donovan Warren in 2009 to record at least four interceptions in a season.
- The first two interceptions of Countess' collegiate career came against Notre Dame on Sept. 7. Prior to Countess, the last Wolverine player to record two interceptions in a game was James Rogers at Purdue on Nov. 13, 2010.
- Countess' 72-yard INT return for a touchdown against Minnesota (Oct. 5) marked the sixth-longest interception returned for a touchdown by a Wolverine since 1948. His 149 return yards this season rank fourth all-time on U-M's single-season list.

**YOUTH SERVED**

- Twenty-seven Michigan players made their collegiate debuts against Central Michigan on Aug. 31.
- Twelve true freshmen have seen the field through the first four games of the season: tight end **Jake Butt**, defensive end **Taco Charlton**, linebacker **Ben Gedeon**, running back **Derrick Green**, defensive back **Delano Hill**, wide receiver **Da'Mario Jones**, defensive back **Jourdan Lewis**, quarterback **Shane Morris**, running back **De'Veon Smith**, defensive back **Channing Stribling**, safety **Dymonte Thomas** and wide receiver **Csont'e York**.
- The Wolverines list 38 first or second-year players on their depth chart.

**DEFENSIVE PRESENCE**

- Under the guidance of defensive coordinator **Greg Mattison**, Michigan has finished back-to-back seasons ranked in the top-20 in total defense for the first time since 1997-98.

**TOTAL DEFENSE**

Year	Ranking
1997	1
1998	5
1999	32
2000	74
2001	12
2002	42
2003	11
2004	33
2005	36
2006	10
2007	24
2008	67
2009	82
2010	110
2011	17
2012	13

**TOP OF THE CHARTS**

- Fifth-year senior kicker **Brendan Gibbons** set a new program-record by converting 16 consecutive field goals from Oct. 6, 2012 (at Purdue) through Sept. 7, 2013 (vs. Notre Dame). Gibbons missed a 45-yard field goal attempt against Akron on Sept. 14, snapping his streak.

**Consecutive Field Goals Made**

Number	Player	Year(s)
16	Brendan Gibbons	2012-13
14	Remy Hamilton	1996

**THE NATIONAL POLLS**

**Associated Press Media Poll (Oct. 12)**

Team	Record	Points	Previous
1. Alabama (55)	6-0	1,495	1
2. Oregon (5)	6-0	1,438	2
3. Clemson	6-0	1,352	3
4. Ohio State	6-0	1,330	4
5. Florida State	5-0	1,242	6
6. LSU	6-1	1,137	10
7. Texas A&M	5-1	1,105	9
8. Louisville	6-0	1,077	8
9. UCLA	5-0	1,017	11
10. Miami (Fla.)	5-0	912	13
11. South Carolina	5-1	896	14
12. Baylor	5-0	849	15
13. Stanford	5-1	824	5
14. Missouri	6-0	749	25
15. Georgia	4-2	615	7
16. Texas Tech	6-0	590	20
17. Fresno State	5-0	383	21
18. Oklahoma	5-1	380	12
19. Virginia Tech	6-1	352	24
20. Washington	4-2	309	16
21. Oklahoma State	4-1	264	22
22. Florida	4-2	249	17
23. Northern Illinois	6-0	185	23
24. Auburn	5-1	156	NR
25. Wisconsin	4-2	153	NR

**USA Today Coaches Poll (Oct. 12)**

Team	Record	Points	Previous
1. Alabama (58)	6-0	1,545	1
2. Oregon	6-0	1,485	2
3. Ohio State	6-0	1,406	3
4. Clemson	6-0	1,365	4
5. Florida State	5-0	1,293	6
6. Louisville	6-0	1,166	8
7. Texas A&M	5-1	1,156	9
8. LSU	6-1	1,098	11
9. South Carolina	5-1	1,024	12
10. UCLA	5-0	999	13
11. Miami (Fla.)	5-0	905	14
12. Baylor	5-0	890	15
13. Stanford	5-1	857	5
14. Missouri	6-0	617	NR
15. Texas Tech	6-0	587	21
16. Georgia	4-2	546	7
17. Oklahoma State	4-1	493	20
18. Oklahoma	5-1	482	10
19. Fresno State	5-0	419	22
20. Virginia Tech	6-1	297	25
21. Nebraska	5-1	278	24
22. Florida	4-2	240	17
23. Northern Illinois	6-0	224	23
24. Michigan	5-1	178	16
25. Washington	4-2	137	19

**Tracking U-M in the Top 25 Polls**

Date	AP	USA Today
Preseason.....	17th.....	17th
Sept. 1.....	17th.....	17th
Sept. 8.....	11th.....	12th
Sept. 15.....	15th.....	14th
Sept. 22.....	18th.....	17th
Sept. 29.....	19th.....	17th
Oct. 5.....	18th.....	16th
Oct. 12.....	NR.....	24th

**WOLVERINE BITES**

**1,000 YARD CLUB**



Jeremy Gallon

• Fifth-year senior wide receiver **Jeremy Gallon** is U-M's active leader in career receiving yards. His 1,793 yards are 15th-best for the Maize and Blue.

**U-M Career Receiving Yards**

1. Braylon Edwards (2001-04) 3,541
10. Greg McMurtry (1986-89) 2,163
11. Desmond Howard (1989-91) 2,146
12. Mercury Hayes (1992-95) 1,995
13. Derrick Alexander (1989-93) 1,977
14. Jack Clancy (1963-66) 1,917
15. **Jeremy Gallon (2010-present) 1,793**
16. Steve Breaston (2003-06) 1,696
17. Jim Smith (1973-76) 1,687
18. Junior Hemingway (2007-11) 1,638
19. Vince Bean (1981-84) 1,509
20. Marcus Knight (1996-99) 1,508



Fitzgerald Toussaint

• Fifth-year senior running back **Fitzgerald Toussaint**, who carried the load for the Wolverines on the ground in 2012, will look to return to form after suffering a season-ending leg injury last season against Iowa.

- Toussaint ranks 21st in program history with 2,066 career rushing yards.
- In 2011, Toussaint posted 1,041 rushing yards, the most yards by a U-M running back since Mike Hart in 2007 (1,361).

**U-M Career Rushing Yards**

1. Mike Hart (2004-07) 5,040
20. Rick Leach (1975-78) 2,176
21. **Fitzgerald Toussaint (2010-present) 2,066**
22. Chuck Heater (1972-74) 1,995
23. C Williams (1995-98) 1,986
24. Rick Rogers (1981-84) 1,942
25. Chris Howard (1994-97) 1,876
26. Steve Smith (1980-83) 1,736
27. Leroy Hoard (1987-89) 1,706
28. Carl Ward (1964-1966) 1,673
29. Brandon Minor (2006-09) 1,658
30. B.J. Askew (1999-02) 1,580

• Gibbons has connected on 38 career field goal attempts, which ranks fifth in program history. He needs one more field goal to reach the fourth spot, currently held by J.D. Carlson (39, 1989-91).

**Career Field Goals Made**

Player	FGs Made	Years
1. Garrett Rivas	64	2003-2006
2. Remy Hamilton	63	1993-96
3. Mike Gillette	57	1985-88
4. J.D. Carlson	39	1989-91
5. <b>Brendan Gibbons</b>	<b>38</b>	<b>2010-</b>
6. Ali Haji-Sheikh	31	1979-82
7. Bob Bergeron	29	1981-84
8. Hayden Epstein	26	1998-01
9. Mike Lantry	21	1972-74
K.C. Lopata	21	2007-08

• Gibbons was 4-for-4 on point-after touchdown attempts at Penn State (Oct. 12), upping his career total to 141 to move into second-place among U-M's all-time leaders in the category, surpassing J.D. Carlson (137, 1989-91).

**Most Point-After-Touchdowns Scored (Career)**

Player	PATs Made	Years
1. Garrett Rivas	162	2003-06
2. <b>Brendan Gibbons</b>	<b>141</b>	<b>2010-</b>
3. J.D. Carlson	137	1989-91
4. Mike Gillette	130	1985-88
5. Ali Haji-Sheikh	117	1979-82

- After going 4-for-4 on PATs at Penn State (Oct. 12), Gibbons now owns the school record of 127 consecutive made PATs, surpassing J.D. Carlson (1988-91), who notched 126 consecutive PATs.
- Gibbons' streak of 127 consecutive made PATs ranks second among active players in the FBS, trailing only Aaron Jones of Baylor (149) and Jeff Budzien of Northwestern (124).

**Most Consecutive Point After Touchdowns**

Player	Consecutive PATs	Years
1. <b>Brendan Gibbons</b>	<b>127</b>	<b>2011-</b>
2. J.D. Carlson	126	1998-91
3. Ali Haji-Sheikh	76	1979-82
4. Mike Gillette	66	1985-88
5. Dana Coin	55	1969-71

**JACK OF ALL TRADES**

- Sophomore wide receiver **Dennis Norfleet** combined to generate 158 all-purpose yards against Central Michigan on Aug. 31.
- Norfleet registered a career-long 38-yard rush -- on his third career carry -- and hauled in the first two receptions of his collegiate career for 15 yards. He added 106 kick return yards on four kickoffs, including a career-best 39-yard return.

**AVERY, FUNCHESS, GALLON AND GARDNER TO DON MICHIGAN FOOTBALL LEGENDS JERSEYS**

- U-M head football coach Brady Hoke announced earlier this season that senior defensive back **Courtney Avery**, sophomore tight end **Devin Funchess**, fifth-year senior wide receiver **Jeremy Gallon** and senior/junior quarterback **Devin Gardner** will don Michigan Football Legends numbers this season.
- Avery, a team co-captain and three-year letterman, will wear No. 11 in honor of Francis, Albert and Alvin Wistert.
- Funchess, who was named to the Football Writers Association of America Freshman All-America Team in 2012, will wear Ron Kramer's No. 87 jersey for the remainder of his career.
- Gallon will don No. 21 in honor of 1991 Heisman Trophy winner Desmond Howard.
- Gardner will wear the No. 98 jersey for the remainder of his career in honor of the Wolverines' first Heisman Trophy winner, Tom Harmon. Gardner switched to No. 98 from No. 12 prior to the Michigan-Notre Dame game on Sept. 7.

**U-M SETS HOME ATTENDANCE RECORD**

• Michigan drew 659,406 fans to its six-game home schedule in 2012. The six-game average of 112,252 broke the Wolverines' NCAA record of 112,179 fans per contest set during the 2011 season.

**ENTERING 2013...**

- Michigan's 113-player roster breaks down like this: 58 freshmen, 23 sophomores, 16 juniors and 16 seniors.
- The Wolverines return six starters on defense: DT **Quinton Washington**, LBs **Brennen Beyer**, **Desmond Morgan** and **Jake Ryan**, FS **Thomas Gordon** and CB **Raymon Taylor**.
- U-M returns five starters on offense: LT **Taylor Lewan**, RT **Michael Schofield**, QB **Devin Gardner**, RB **Fitzgerald Toussaint** and WR **Jeremy Gallon**.
- On offense, Lewan and Schofield started all 13 games in 2012, while Gordon and Ryan started all 13 games on defense.
- Of the 12 players that scored a touchdown for Michigan in 2012, nine return in 2013.
- U-M returns five of seven players from 2012 that scored a rushing touchdown, and eight of 11 players that registered a rushing attempt.
- U-M returns 10 of 15 players from 2012 that had a reception, four of five players with 100-plus yards receiving and five of seven players that recorded a touchdown catch.
- The returning trio of **Drew Dileo**, **Devin Funchess** and **Jeremy Gallon** combined to haul in 84 receptions for 1,394 yards and 11 touchdowns.
- U-M returns three of its top four leading tacklers from 2012, LBs **Jake Ryan** (88) and **Desmond Morgan** (81), and S **Thomas Gordon** (81).

**A LOOK BACK AT 2012:**

- U-M became the first program in NCAA history to reach 900 wins with its 12-10 victory over Michigan State on Oct. 20, 2012.
- QB Denard Robinson (4,495 yards) set the NCAA record for career rushing yards by a quarterback, eclipsing the previous mark set by West Virginia signal caller Pat White (4,480, 2005-08).
- Michigan played four of the AP's top 10 teams -- No. 1 Alabama, No. 3 Ohio State, No. 4 Notre Dame and No. 8 South Carolina-- all away from Michigan Stadium.
- The Wolverines' five losses last season came against teams with a combined record of 58-8.
- Five of U-M's eight wins came against teams with 6+ victories.
- The Wolverines scored 47 offensive touchdowns in 2012 (27 rushing, 20 passing).
- Over Michigan's 13-game slate in 2012, the Wolverines allowed the fewest amount of 20+ yard plays in the country (35). Bowling Green and Notre Dame tied for second-fewest in the nation, giving up 36 plays of 20+ yards, respectively.

**INDIVIDUAL PLAYER NOTES**

**Drew Dileo 2013 Season**

- Has appeared in six games at wide receiver, making two starts.
- Posted first touchdown reception of the season vs. Notre Dame (Sept. 7)
- Recorded two receptions for 43 yards vs. Central Michigan (Aug. 31).

**Career**

- Has appeared in 38 contests at wide receiver and on special teams, making five starts.
- Set career highs in receptions (20), receiving yards (331) and receiving touchdowns (2) in 2012.
- Notched four receptions for a career-high 94 yards vs. Michigan State on Oct. 20, 2012.



Year	GP/GS	No.	Yards	Avg.	Per/Game	TD	Long
2010	6/0	1	3	3.0	0.4	0	3
2011	13/0	9	121	13.4	10.1	2	28
2012	13/3	20	331	16.6	25.5	2	66
2013	6/2	8	99	12.4	16.5	1	36
<b>Career</b>	<b>38/5</b>	<b>38</b>	<b>554</b>	<b>14.6</b>	<b>14.6</b>	<b>5</b>	<b>66</b>

**Devin Funchess**

**2013 Season**

- Has appeared in six games at tight end, making three starts.
- Has posted back-to-back 100-yard receiving efforts; second tight end in program history to accomplish that feat.
- Set career highs in receptions (seven) and receiving yards (151) vs. Minnesota (Oct. 5).
- Recorded a career-long 59-yard touchdown reception at Penn State (Oct. 12).
- Switched from No. 19 to jersey No. 87 prior to season in honor of Michigan Football Ron Kramer.

**Career**

- Has appeared in 19 games at tight end, making eight starts.
- Five touchdown catches in 2012 tied for fourth most in U-M history by a tight end in a single season.
- Football Writers Association of America (FWAA) Freshman All-American in 2012.
- All-Big Ten honorable mention (media) in 2012. • Appeared on ESPN.com, BTN.com and Phil Steele's Postseason All-Big Ten Freshman Teams in 2012.
- Talled four catches for 106 yards and a touchdown against Air Force on Sept. 8, 2012, earning Big Ten Freshman of the Week honors.
- High school teammate of defensive end Mario Ojemudia.

Year	GP/GS	No.	Yards	Avg.	Per/Game	TD	Long
2012	13/5	15	234	15.6	18.0	5	30
2013	6/3	19	408	21.5	68.0	4	59
<b>Career</b>	<b>19/8</b>	<b>34</b>	<b>642</b>	<b>18.9</b>	<b>33.8</b>	<b>9</b>	<b>59</b>

**Jeremy Gallon**

**2013 Season**

- Has started six games at wide receiver
- Notched team-high seven receptions for 95 yards and one touchdown at Penn State (Oct. 12).
- Posted 100th career reception vs. Akron (Sept. 14).
- Named Big Ten Offensive Player of the Week vs. Notre Dame on Sept. 7 after setting career highs in both receiving yards (184) and touchdowns (three) vs. the Fighting Irish.
- Also named College Sports Madness National Offensive Player of the Week and Big Ten Offensive Player of the Week and College Football Performance National Wide Receiver of the Week for performance against Notre Dame (Sept. 7).
- Five touchdown receptions through six games surpasses TD output from 2012 (four).
- Paced team with four receptions for 47 yards and one touchdown against Central Michigan (Aug. 31).

**Career**

- Has appeared in 44 career games, making 19 starts at wide receiver.
- Has posted a reception in 32 consecutive games, which ranks tied for third all-time in U-M history.
- All-Big Ten honorable mention (coaches/media) in 2012.
- Set career high in receptions (nine) vs. South Carolina in Outback Bowl (Jan. 1, 2013).
- Surpassed 1,000 career receiving yards vs. Iowa on Nov. 17, 2012.
- Led team in receptions (49), receiving yards (829) and receiving yards per game (63.8) in 2012.
- Tied his career-long reception on a 71-yard touchdown catch vs. Illinois (Oct. 13, 2012); marked longest reception TD of his career.
- Made first career start vs. Minnesota (Oct. 1, 2011).

- In 2011, led team with 19 punt returns for 192 yards (10.1 avg ranked 3rd in Big Ten).
- In 2010, led team in punt returns (10 for 43 yards) and kick returns (27 for 589 yards).

**Receiving**

Year	GP/GS	No.	Yards	Avg.	Per/Game	TD	Long
2010	12/0	4	49	12.3	7.0	1	20
2011	13/1	31	453	14.6	34.9	3	64
2012	13/12	49	829	16.9	63.8	4	71
2013	6/6	31	462	14.9	77.0	5	61
<b>Career</b>	<b>44/19</b>	<b>115</b>	<b>1,793</b>	<b>15.6</b>	<b>40.8</b>	<b>13</b>	<b>71</b>

**Devin Gardner**

**2013 Season**

- Has started six games at quarterback.
- Completed 15-of-28 passes for 240 yards and three touchdowns and rushed the ball a career-high 24 times for a career-best 121 yards at Penn State (Oct. 12).
- Completed 13-of-17 passes for 235 yards and one touchdown and rushed the ball seven times for 17 yards and one touchdown vs. Minnesota (Oct. 5).
- Completed 11-of-23 passes for 97 yards and rushed the ball a career-high 19 times for 64 yards and one touchdown at Connecticut (Sept. 21).
- Completed 16-of-30 passes for 248 yards and two touchdowns and rushed the ball 10 times for a career-high 103 yards and one touchdown vs. Akron (Sept. 14).
- Accounted for 376 yards of total offense and five touchdowns vs. Notre Dame (Sept. 7); completed 21-of-33 passes for 294 yards and a career-high four touchdowns and rushed the ball 13 times for 82 yards and one touchdown.
- Completed 10-of-15 passes for 162 yards and one touchdown vs. Central Michigan (Aug. 31); also rushed the ball seven times for 52 yards and two TDs.
- Switched from No. 12 to jersey No. 98 prior to game vs. Notre Dame (Sept. 7) in honor of Michigan Football Tom Harmon.

**Career**

- Has appeared in 31 games, making 10 starts at quarterback and five starts at wide receiver.
- Appeared in 13 games at quarterback and wide receiver in 2012, making nine starts (4 at QB, 5 at WR).
- Completed 18-of-34 passes for 214 yards and three touchdowns vs. South Carolina in Outback Bowl (Jan. 1); also carried the ball 12 times for 24 yards.
- Named Big Ten Co-Offensive Player of the Week vs. Iowa on Nov. 17, 2012 after completing 18-of-23 passes for a career-best 314 yards and three touchdowns and carrying the ball nine times for 37 yards and three touchdowns.
- Against the Hawkeyes, became the first Wolverine player to account for six touchdowns since Steve Smith scored three rushing and three passing touchdowns at Minnesota in 1983; also became first U-M player to rush for three touchdowns since Denard Robinson posted three against San Diego State last season.
- Big Ten Co-Offensive Player of the Week vs. Northwestern on Nov. 10, 2012.
- Made first career start at quarterback vs. Minnesota on Nov. 3, 2012, completing 12-of-18 passes for 234 yards and two touchdowns and carried the ball 10 times for 21 yards and one touchdown.
- Played wide receiver first eight games of the 2012 season; recorded a touchdown reception in four games in 2012.
- Posted career-best five receptions for 63 yards and one score against Air Force on Sept. 8, 2012.
- Has orchestrated three 90+-yard scoring drives.

**2013 AWARDS**

**JUNIOR QUARTERBACK DEVIN GARDNER**

- Davey O'Brien Trophy (watch list)
- Maxwell Award (watch list)
- Maxwell Award (watch list)
- Davey O'Brien Award Quarterback of the Week (vs. Notre Dame 9/7)
- Athlon Sports Big Ten Offensive Player of the Week (vs. Notre Dame 9/7)
- Manning Star of the Week (vs. Notre Dame 9/7)

**JUNIOR LINEBACKER JAKE RYAN**

- Rotary Lombardi Award (watch list)

**SENIOR PLACE-KICKER BRENDAN GIBBONS**

- Lou Groza Award (watch list)

**SENIOR OFFENSIVE TACKLE TAYLOR LEWAN**

- Maxwell Award (watch list)
- Outland Trophy (watch list)
- Rotary Lombardi Award (watch list)
- Walter Camp Award (watch list)
- ESPN.com Preseason All-American (first team)
- Walter Camp Preseason All-American (first team)
- Associated Press Preseason All-American (first team)
- SI.com Preseason All-American (first team)
- Sporting News Preseason All-American (first team)

**SENIOR WIDE RECEIVER JEREMY GALLON**

- Big Ten Offensive Player of the Week (vs. Notre Dame 9/7)
- College Sports Madness National Offensive Player of the Week (vs. Notre Dame 9/7)
- College Football Performance Award National Wide Receiver of the Week (vs. Notre Dame 9/7)

**SOPHOMORE TIGHT END DEVIN FUNCHESS**

- John Mackey Award Tight End of the Week (vs. Minnesota 10/5)
- College Football Performance Award National Tight End of the Week (vs. Minnesota 10/5)
- College Football Performance Award National Tight End of the Week (at Penn State 10/12)

**JUNIOR LINEBACKER DESMOND MORGAN**

- Athlon Sports Big Ten Defensive Player of the Week (at Connecticut 9/21)

# GAME NOTES

## 2013 MICHIGAN RECORD WHEN ...

Overall: .....	5-1
At Home:.....	4-0
On the Road: .....	1-1
Neutral:.....	0-0
By Month:	
August: .....	1-0
September: .....	3-0
October: .....	1-1
November: .....	0-0
December:.....	0-0
January:.....	0-0
When Scoring First:.....	5-0
When Opponent Scored First: .....	0-1
When Scoring 20 or More Points:.....	5-1
When Scoring Less Than 20 Points:.....	0-0
When Leading at the Half: .....	5-0
When Trailing at the Half:.....	0-1
When Tied at the Half:.....	0-0
When Leading after 3 Quarters:.....	4-1
When Trailing after 3 Quarters: .....	1-0
When Tied after 3 Quarters: .....	0-0
In Overtime.....	0-1
When Outrushing the Opponent:.....	4-1
With 35 or More Rushing Attempts:.....	4-1
With Less Than 30 Passing Attempts: .....	2-1
When Leading in Time of Possession:.....	3-1
When Trailing in Time of Possession: .....	2-0
On Turf: .....	4-0
On Grass:.....	1-1
When Leading in Takeaway/Turnover Ratio:.....	2-1
When Even in Takeaway/Turnover Ratio: .....	0-0
When Trailing in Takeaway/Turnover Ratio: .....	3-0
With an Individual 100-Yard Rusher:.....	2-1
With an Individual 200-Yard Passer: .....	3-1
250-Yard Passer: .....	1-0
With an Individual 100-Yard Receiver:.....	2-1
With an Individual Opponent 100-Yard Rusher:.....	0-0
With an Individual Opponent 200-Yard Passer: .....	2-1
250-Yard Passer: .....	2-1
With an Individual Opponent 100-Yard Receiver:.....	1-0

- Saw action in nine games as reserve QB in 2011.
- Made career debut at quarterback against Connecticut (Sept. 4, 2010).
- Completed 7-of-10 passes for 85 yards and threw for first career touchdown against Bowling Green (Sept. 25, 2010); rushed six times for 25 yards and one touchdown (also first of his career).

### Rushing

Year	GP/GS	Att.	Yards	Avg.	Per/Game	TD	Long
2010	3/0	7	21	3.0	7.0	1	9
2011	9/0	25	53	2.6	9.3	1	15
2012	13/9	47	101	2.1	7.8	7	19
2013	6/6	80	439	5.5	73.2	6	36
<b>Career</b>	<b>31/15</b>	<b>159</b>	<b>614</b>	<b>3.9</b>	<b>19.8</b>	<b>14</b>	<b>36</b>

### Passing

Year	GP/GS	Comp.	Att.	Pct.	Yards	TD	Int.	Long
2010	3/0	7	10	70.0	85	1	0	30
2011	9/0	11	23	47.8	176	1	1	32
2012	13/9	75	126	53.3	1,219	11	5	75
2013	6/6	86	146	58.9	1,276	11	10	61
<b>Career</b>	<b>31/15</b>	<b>179</b>	<b>305</b>	<b>58.7</b>	<b>2,756</b>	<b>24</b>	<b>16</b>	<b>75</b>

### Receiving

Year	GP/GS	No.	Yards	Avg.	Per/Game	TD	Long
2010	3/0	0	0	0	0	0	0
2011	9/0	1	2	2.0	0.0	0	2
2012	13/9	16	266	16.6	20.5	4	44
2013	6/6	0	0	0	0	0	0
<b>Career</b>	<b>31/15</b>	<b>17</b>	<b>268</b>	<b>15.8</b>	<b>8.9</b>	<b>4</b>	<b>44</b>

### 2013 GAME-BY-GAME

PASSING			RUSHING			
C/A	Yds.	TD	Att.	Yds.	TD	
CMU	10/15	162	1	7	52	2
ND	21/33	294	4	13	82	1
AKRON	16/30	248	2	10	103	1
UCONN	11/23	97	0	19	64	1
MINN	13/17	235	1	7	17	1
PSU	15/28	240	3	24	121	0
<b>TOTAL</b>	<b>86/146</b>	<b>1,276</b>	<b>11</b>	<b>80</b>	<b>439</b>	<b>6</b>

### 2012 GAME-BY-GAME

PASSING			RUSHING			
C/A	Yds.	TD	Att.	Yds.	TD	
ALA					Played at WR	
AFA					Played at WR	
UMASS					Played at WR	
ND					Played at WR	
PUR					Played at WR	
ILL					Played at WR	
MSU					Played at WR	
NEB					Played at WR	
MIN	12/18	234	2	10	21	1
NU	16/29	286	2	9	47	2
IOWA	18/23	314	3	9	37	3
OSU	11/20	171	1	7	-28	1
SC	18/36	214	3	12	24	0
<b>TOTAL</b>	<b>75/126</b>	<b>1,219</b>	<b>11</b>	<b>47</b>	<b>101</b>	<b>7</b>

### Fitzgerald Toussaint

#### 2013 Season

- Has started six games at running back.
- Surpassed 2,000 career rushing yards vs. Minnesota (Oct. 5); rushed the ball 17 times for 78 yards and two touchdowns.
- Carried the ball 24 times for 120 yards and two touchdowns at Connecticut (Sept. 21).
- Notched 71 rushing yards and one touchdown on 19 carries vs. Akron (Sept. 14).
- Amassed 71 rushing yards on 22 carries vs. Notre Dame (Sept. 7); also posted career-long 31-yard reception.
- Tallied team-high 14 carries for 57 yards and two touchdowns vs. Central Michigan (Aug. 31).

### Career

- Has appeared in 32 games at running back, making 27 starts.
- Became the 21st Wolverine with 2,000 career rushing yards during Minnesota game on Oct. 5, 2013.
- Appeared in 10 games at running back in 2012 making nine starts before suffering season-ending leg injury vs. Iowa (Nov. 17).
- Became 50th Wolverine with 1,000 career rushing yards during OSU game on Nov. 26, 2011.
- In 2011, rushed for 1,041 yards, the most yards by a U-M running back since Mike Hart in 2007 (1,361).
- In Ohio State game (Nov. 26, 2011), became 31st player in U-M history to reach 1,000 yards rushing in a season.
- Set career high with 29 carries vs. Nebraska (Nov. 19, 2011). Also had 138 yards and tied career high with two TDs.
- Set career high for rushing yards (192) on 27 carries at Illinois (Nov. 12, 2011). Had career-best run of 65 yards on second play of the game.

### Rushing

Year	GP/GS	No.	Yards	Avg.	P/G	TD	Long
2010	4/1	8	87	10.9	21.8	1	61
2011	12/11	187	1041	5.6	86.8	9	65
2012	10/9	130	514	4.0	51.4	5	50
2013	6/6	123	424	3.4	70.7	7	35
<b>Career</b>	<b>32/7</b>	<b>448</b>	<b>2,066</b>	<b>4.6</b>	<b>60.8</b>	<b>22</b>	<b>65</b>

### 2013 Rushing Game-By-Game

2012 Opponent	Att.	Yards	Avg.	TD	Long
CMU	14	57	4.1	2	20
ND	22	71	3.2	0	22
AKRON	19	71	3.7	1	24
UCONN	24	120	5.0	2	35
MINNESOTA	17	78	4.6	2	14
PSU	27	27	1.0	0	12
<b>Season Total</b>	<b>123</b>	<b>424</b>	<b>3.4</b>	<b>7</b>	<b>35</b>

### 2012 Rushing Game-By-Game

2012 Opponent	Att.	Yards	Avg.	TD	Long
Alabama					Did Not Play
Air Force	8	7	0.9	0	5
Massachusetts	15	85	5.7	1	13
Notre Dame	13	58	4.5	0	31
Purdue	17	19	1.1	2	6
Illinois	18	62	3.4	1	12
MSU	10	52	5.2	0	38
NEB	15	38	2.5	0	9
MINN	13	70	5.4	1	41
Northwestern	18	92	5.1	0	50
Iowa	3	31	10.3	0	14
OSU					Did Not Play
South Carolina					Did Not Play
<b>Season Total</b>	<b>130</b>	<b>514</b>	<b>4.0</b>	<b>5</b>	<b>50</b>

### 2011 Rushing Game-By-Game

2011 Opponent	Att.	Yards	Avg.	TD	Long
Western Michigan	11	80	7.3	2	43
Notre Dame					Did Not Play
Eastern Michigan	11	46	4.2	1	12
San Diego State	13	67	5.2	0	11
Minnesota	11	108	9.8	1	35
at NU	14	25	1.8	0	7
at MSU	2	7	3.5	0	4
Purdue	20	170	8.5	2	59
at Iowa	16	58	3.6	0	11
at Illinois	27	192	7.1	1	65
NEB	29	138	4.8	2	31
OSU	20	120	6.0	0	26
Virginia Tech	13	30	2.3	0	14
<b>Season Total</b>	<b>187</b>	<b>1041</b>	<b>5.6</b>	<b>9</b>	<b>65</b>

TOP PERFORMANCES VS. INDIANA

**Rushing Attempts**

42, Anthony Thomas, 1999  
34, Ron Johnson, 1968  
31, Jamie Morris, 1987  
30, Butch Woolfolk, 1979  
30, Ron Johnson, 1967

**Rushing Yards**

217, Denard Robinson, 2010  
197, Anthony Thomas, 1999  
179, Jamie Morris, 1985  
175, Rob Lytle, 1976  
172, Billy Taylor, 1971

**Rushing Touchdowns**

4, Rob Lytle, 1975  
3, Anthony Thomas, 2000  
3, Anthony Thomas, 1999  
3, Tony Boles, 1989  
3, Leroy Hoard, 1988  
3, Kerry Smith, 1983

**Receptions**

10, John Gabler, 1967  
9, Desmond Howard, 1990  
8, Tai Streets, 1998  
8, Braylon Edwards, 2004  
7, Jim Berline, 1967  
7, Lowell Perry, 1952  
7, Chris Howard, 1997

**Receiving Yards**

165, Braylon Edwards, 2004  
165, Lowell Perry, 1951  
129, Junior Hemingway, 2010  
126, Roy Roundtree, 2010  
123, Eric Kattus, 1985  
117, Tai Streets, 1998  
117, Desmond Howard, 1990  
103, Steve Breaston, 2006

**Receiving Touchdowns**

3, Desmond Howard, 1991  
2, Braylon Edwards, 2004  
2, David Terrell, 2000  
2, Tai Streets, 1998  
2, Lowell Perry, 1952  
1, Many tied

**Passing Attempts**

35, Scott Dreisbach, 1996  
31, Dennis Brown, 1967  
29, Tom Brady, 1999  
27, Tom Brady, 1998  
26, Brian Griese, 1997

**Passing Completions**

18, Tom Brady, 1998  
18, Dennis Brown, 1967  
17, Chad Henne, 2004  
17, Tom Brady, 1999  
17, Scott Dreisbach, 1996  
17, Jim Harbaugh, 1985  
17, Chad Henne, 2005

**Passing Yards**

316, Chad Henne, 2004  
300, Jim Harbaugh, 1986  
283, Jim Harbaugh, 1985  
277, Denard Robinson, 2010  
233, Drew Henson, 2000  
226, Tom Brady, 1999

**Passing Touchdowns**

4, Elvis Grbac, 1990  
3, Denard Robinson, 2005  
3, Chad Henne, 2004  
3, Elvis Grbac, 1991

**TEAM BESTS**

**Rushing Attempts:** 70, 1975  
**Rushing Yards:** 490, 1975  
**Passing Attempts:** 36, 1997  
**Passing Completions:** 23, 1997  
**Passing Yards:** 331, 2004  
**Total Offense:** 604, 1985

Defensive Notes

**Courtney Avery**

**2013 Season**

- Voted team captain.
- Made first start of season at Connecticut (Sept. 21).
- Missed season-opener vs. Central Michigan (Aug. 31) due to injury.

**Career**

- Has appeared in 43 career games, making 14 starts at defensive back.
- Academic All-Big Ten honoree in 2012.
- Tied Michigan record for longest fumble return for a touchdown (83 yards) vs. Minnesota on Oct. 1, 2011.

Year	GP/GS	S-A-TT	TFL	Sacks	Int.	FR	PBU
2010	13/5	22-14-36	0.5-1	0-0	0-0	0-0	4
2011	13/4	17-9-26	2.0-14	0.5-6	2-1	2-83	4
2012	13/4	14-5-19	2.0-8	0.5-4	0-0	1-6	0
2013	4/1	3-1-7	0-0	0-0	0-0	0-0	0
<b>Career</b>	<b>43/14</b>	<b>56-32-88</b>	<b>4.5-23</b>	<b>1.0-10</b>	<b>2-1</b>	<b>3-89</b>	<b>8</b>

**Brennen Beyer**

**2013 Season**

- Has appeared in six games at defensive end or linebacker, making five starts at linebacker.
- Recorded a sack in each of the first two games of the season.
- Tallied first career sack and career-high 2.0 TFLs vs. Central Michigan (Aug. 31).

**Career**

- Has appeared in 30 games, making 14 starts.
- Switched from defensive end to linebacker during the spring of 2013.
- Earned Meyer Morton spring award in 2013 for player who showed the greatest development.
- Academic All-Big Ten honoree in 2012

Year	GP/GS	S-A-TT	TFL	Sacks	Int.	FR	PBU
2011	11/0	5-6-11	0-0	0-0	0-0	0-0	0
2012	13/9	9-10-19	0.5-1	0-0	0-0	0-0	0
2013	6/5	13-5-18	4.0-21	2-16	0-0	0-0	0
<b>Career</b>	<b>30/14</b>	<b>27-21-48</b>	<b>4.5-22</b>	<b>2-16</b>	<b>0-0</b>	<b>0-0</b>	<b>0</b>

**Jibreel Black**

**2013 Season**

- Has started six games at defensive tackle.
- Posted third career forced fumble against Minnesota (Oct. 5).

**Career**

- Has appeared in 45 games at defensive tackle, making nine starts.
- Appeared in 13 games in 2012, starting three and appearing as a reserve defensive lineman in 10.
- Tallied 20 tackles, five tackles for losses, three sacks, two pass breakups and one forced fumble in 2012.

Year	GP/GS	S-A-TT	TFL	Sacks	Int.	FR	PBU
2010	13/0	3-4-7	0-0	0-0	0-0	0-0	0
2011	13/0	12-6-18	1.5-10	1.5-10	0-0	0-0	0
2012	13/3	13-7-20	5.0-45	3.0-43	0-0	0-0	2
2013	6/6	3-7-10	3-15	1.5-10	0-0	0-0	0
<b>Career</b>	<b>45/9</b>	<b>31-24-55</b>	<b>9.5-70</b>	<b>6.0-63</b>	<b>0-0</b>	<b>0-0</b>	<b>2</b>

**Blake Countess**

**2013 Season**

- Has started six games at cornerback.
- First Wolverine since Donovan Warren in 2009 to record at least four interceptions in a season.
- Registered 72-yard interception return for a touchdown vs. Minnesota (Oct.5); marked the sixth-longest interception returned for a TD by a Wolverine since 1948.
- Posted first two career interceptions vs. Notre Dame (Sept. 7).

**Career**

- Has appeared in 19 games at cornerback, making 13 starts.
- Suffered season-ending knee injury in 2012 season opener vs. Alabama; received medical redshirt.
- Second on the team with six passes defended as a true freshman in 2011.

Year	GP/GS	S-A-TT	TFL	Sacks	Int.	FF-FR	PBU
2011	12/6	30-14-44	1.5-3	0-0	0-0	0-0	6
2012	1/1	0-0-0-0	0-0	0-0	0-0	0-0	0
2013	6/6	14-10-24	2.0-4	0-0	4-149	0-0	2
<b>Career</b>	<b>19/13</b>	<b>44-24-68</b>	<b>3.5-7</b>	<b>0-0</b>	<b>4-149</b>	<b>0-0</b>	<b>8</b>

**Frank Clark**

**2013 Season**

- Has made six starts at defensive end.
- Returned a fumble 24 yards for a touchdown on the first play of third quarter at Penn State (Oct. 12); finished game with career highs in sacks (two) sacks and fumble recoveries (two).
- Posted 1.5 sacks at Connecticut (Sept. 21).

**Career**

- Has appeared in 29 career games at defensive end, making 10 starts.
- Posted career bests in tackles (25), tackles-for-loss (9), sacks (2), pass breakups (3), forced fumbles (1) and fumble recoveries (1) in 2012.

Year	GP/GS	S-A-TT	TFL	Sacks	Int.	FR	PBU
2011	12/0	3-7-10	0.5-0	0-0	1-7	0-0	0
2012	11/4	16-9-25	9.0-26	2.0-13	0-0	1-0	3
2013	6/6	8-7-15	4.5-21	3.5-20	0-0	2-240	0
<b>Career</b>	<b>29/10</b>	<b>27-23-48</b>	<b>14-47</b>	<b>5.5-33</b>	<b>1-7</b>	<b>3-243</b>	<b>0</b>

**Cam Gordon**

**2013 Season**

- Has appeared in five games at linebacker, making one start.
- Notched first two sacks of his career against Central Michigan (Aug. 31); also posted career-high 2.5 TFLs.
- Posted 100th career tackle vs. the Chippewas.
- Voted team captain.

**Career**

- Has appeared in 38 contests at linebacker and on special teams, making 16 starts.
- Three-time Academic All-Big Ten honoree.
- Has posted 110 tackles, 10.0 tackles for losses, six pass breakups, three sacks, three interceptions and two fumble recoveries during his collegiate career.
- Switched from wide receiver to safety prior to 2011 spring drills... switched from safety to outside linebacker prior to 2011 spring drills.

Year	GP/GS	S-A-TT	TFL	Sacks	Int.	FR	PBU
2010	13/13	40-37-77	3.5-6	0-0	3-35	2-58	4
2011	7/0	3-1-4	0-0	0-0	0-0	0-0	0
2012	13/0	13-4-17	3-11	0-0	0-0	0-0	1
2013	5/1	6-7-13	3.5-14	3-14	0-0	0-0	1
<b>Career</b>	<b>38/16</b>	<b>62-49-111</b>	<b>10-31</b>	<b>3-14</b>	<b>3-35</b>	<b>2-58</b>	<b>6</b>

**Thomas Gordon**

**2013 Season**

- Has started five games at strong safety.
- Missed season opener vs. Central Michigan due to violation of team rules.

**Career**

- Has appeared in 40 games at safety, making 31 starts.
- Started 13 games at strong safety in 2012.
- Notched interceptions in back-to-back games at Notre Dame (Sept. 22) and at Purdue (Oct. 6) in 2012.
- Fourth on team in total tackles (51) and tied for third on team in solo stops (28).
- Registered 100th career tackle vs. Air Force (Sept. 8); matched career-high with six solo stops vs. Falcons.
- Tied for 4th in NCAA with four fumble recoveries in 2011.
- Posted first career interception vs. Eastern Michigan on Sept. 17, 2011.

Year	GP/GS	S-A-TT	TFL	Sacks	Int.	FF-FR	PBU
2010	9/4	13-10-23	4-24	2-21	0-0	0-0	0
2011	13/10	41-26-67	1.5-2	0-0	1-0	2-4	2
2012	13/13	46-35-81	4-13	1-6	2-19	1-0	1
2013	5/5	14-11-25	1-4	0-0	0-0	0-0	1
<b>Career</b>	<b>40/32</b>	<b>114-82-196</b>	<b>10.5-43</b>	<b>3-27</b>	<b>3-19</b>	<b>3-4</b>	<b>4</b>

# GAME NOTES

## Desmond Morgan

- 2013 Season**
- Has started six games at linebacker.
  - Posted first career interception at Connecticut (Sept. 21).
  - Tied for team lead in total tackles (42); paces team in solo stops (23) through six games.

### Career

- Has appeared in 29 games at linebacker, making 24 starts.
- Has posted double-digit tackles five times in his career.
- Surpassed 100 career tackles vs. Michigan State on Oct. 20, 2012.
- Tallied at least five tackles in every regular-season game in 2012.
- Prior to game vs. Illinois on Oct. 13, 2012, switched from No. 44 to No. 48 for the remainder of his career in honor of Michigan Football Legend Gerald Ford.

Year	GP/GS	S-A-TT	TFL	Sacks	Int.	FF-FR	PBU
2011	12/7	26-37-63	4-6	1-1	0-0	0-1	1
2012	11/11	41-40-81	5.5-10	0.5-2	0-0	0-0	2
2013	6/6	23-19-42	2.5-4	0-0	1-29	0-0	2
<b>Career</b>	<b>29/24</b>	<b>90-96-186</b>	<b>12-21</b>	<b>1.5-3</b>	<b>1-29</b>	<b>0-1</b>	<b>5</b>

## James Ross III

- 2013 Season**
- Has appeared in six games at linebacker, making five starts.
  - Recorded team-high 10 tackles and first career forced fumble at Penn State (Oct. 12).
  - Posted first career fumble recovery vs. Minnesota (Oct. 5).

### Career

- Has appeared in 19 games at linebacker, making seven starts.
- Named to ESPN.com and BTN.com All-Big Ten Freshman Teams.
- Tallied career-high 12 tackles vs. Iowa on Nov. 17, 2012.

Year	GP/GS	S-A-TT	TFL	Sacks	Int.	FR	PBU
2012	13/2	21-15-36	2.5-5	0.5-2	0-0	0-0	0
2013	6/5	18-24-42	2.5-3	0-0	0-0	1-0	2
<b>Career</b>	<b>19/7</b>	<b>39-39-78</b>	<b>5.0-8</b>	<b>0.5-2</b>	<b>0-0</b>	<b>1-0</b>	<b>2</b>

## Jake Ryan

- 2013 Season**
- Made season debut at Penn State on Oct. 12.

### Career

- Has appeared in 26 contests at linebacker and defensive end, making 24 starts.
- Dating back to 2011, has tallied a TFL in 18 of last 20 games.
- Started 13 games at linebacker/defensive end in 2012. Paced team in total tackles (88), solo stops (56) and TFLs (16.0).
- All-Big Ten second-team selection (media) in 2012 and was named Roger Zatkoff Award recipient as U-M's top linebacker in 2012.
- Prior to game vs. Air Force (Sept. 8, 2012), switched from No. 90 to No. 47 for the remainder of his career in honor of Michigan Football Legend Bennie Oosterbaan.
- Five career forced fumbles rank tied for seventh all-time at Michigan with Ernest Shazor (2002-04) and Marlin Jackson (2001-04).
- Started at DE and tied Sugar Bowl record with career-high four stops for losses (for 36 yards) vs. Virginia Tech (Jan. 3, 2012).

Year	GP/GS	S-A-TT	TFL	Sacks	Int.	FF-FR	PBU
2011	13/11	20-17-37	11-53	3-8	0-0	2-0	0
2012	13/13	56-32-88	16.0-71	4.5-35	0-0	1-0	3
2013	1/0	3-0-3	1.0-1	0-0	0-0	0-0	0
<b>Career</b>	<b>27/24</b>	<b>79-49-128</b>	<b>28.0-1257.5-43</b>	<b>0-0</b>	<b>3-0</b>	<b>3-0</b>	<b>3</b>

## Raymon Taylor

- 2013 Season**
- Has appeared in six games at cornerback, making five starts.
  - Notched second interception of the season at Penn State (Oct. 12).
  - Registered first career sack at Connecticut (Sept. 21), sharing the quarterback takedown with defensive tackle Jibreel Black.
  - Posted career-high 11 tackles (nine solos) and first career TFL vs. Notre Dame (Sept. 7).

## Career

- Has appeared in 31 contests at cornerback and on special teams, making 17 starts at cornerback.
- Tallied 63-yard interception return for touchdown at Purdue (Oct. 6); marked second consecutive game with an INT.
- Notched first career interception at Notre Dame (Sept. 22, 2012).

Year	GP/GS	S-A-TT	TFL	Sacks	Int.	FF-FR	PBU
2011	11/0	1-1-2	0-0	0-0	0-0	0-0	0
2012	13/11	33-12-45	0-0	0-0	2-70	0-1	1
2013	6/5	24-11-35	1.5-5	0.5-3	2-58	0-0	2
<b>Career</b>	<b>30/16</b>	<b>58-24-82</b>	<b>1.5-5</b>	<b>0.5-3</b>	<b>4-1280-1</b>	<b>3</b>	

## Quinton Washington

- 2012 Season**
- Has started six games at defensive tackle.

### Career


- Has appeared in 42 games, making 16 starts at defensive tackle.
- Notched 32 tackles, three tackles-for-losses, one sack and one forced fumble in 2012.
- Registered first career blocked field goal against South Carolina in 2013 Outback Bowl (Jan. 1).
- Moved from offensive line to defensive line prior to the Penn State game in 2010 (Oct. 30).

Year	GP/GS	S-A-TT	TFL	Sacks	Int.	FR	PBU
2010	13/0	0-2-2	0-0	0-0	0-0	0-0	0
2011	10/0	1-0-1	0-0	0-0	0-0	0-0	0
2012	13/10	15-17-32	3-9	1-0	0-0	1-0	0
2013	6/6	3-7-10	0-0	0-0	0-0	0-0	0
<b>Career</b>	<b>42/16</b>	<b>19-26-45</b>	<b>3-9</b>	<b>1-0</b>	<b>0-0</b>	<b>1-0</b>	<b>0</b>

# WOLVERINE BITES

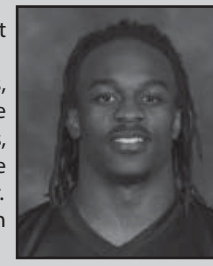
## FRANK CLARK

- Has appeared in 29 career contests at defensive end, making 10 starts.
- Leads team with in sacks (3.5) and TFLs (4.5) through six games -- both career highs.
- Has also posted career-best two fumble recoveries this season.
- Second on team with career-high nine tackles for loss last season.



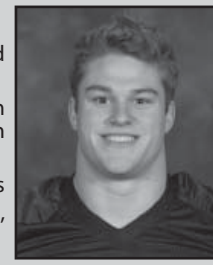
## THOMAS GORDON

- Has appeared in 40 games at safety, making 32 starts.
- Has contributed 196 tackles, 10.5 TFLs, three sacks, three interceptions, five pass breakups, four fumble recoveries and three forced fumbles during his career.
- Tied for third on team with career-high 81 tackles in 2012.



## JAKE RYAN

- Team Captain.
- 2013 Rotary Lombardi Award Watch List.
- 2012 All-Big Ten second-team (media) and honorable mention (coaches).
- Has appeared in 27 contests at linebacker and defensive end, making 24 starts.
- Has contributed 128 tackles, 28.0 TFLs, 7.5 sacks, five forced fumbles, three fumble recoveries and three pass breakups during his career.
- 2012 Roger Zatkoff Award recipient as U-M's top linebacker.
- Dating back to 2011, has tallied a TFL in 17 of last 19 games.
- Has posted a career-high 11, tackles on two occasions; last vs. Illinois (Oct. 13, 2012).



2013 MICHIGAN STARTING LINEUPS • OFFENSE

OPPONENT	WR	LT	LG	C	RG	RT	TE	WR	QB	WR	TB
Central Michigan	GALLON	LEWAN	GLASGOW	MILLER	KALIS	SCHOFIELD	FUNCHESS	DILEO	GARDNER	JACKSON	TOUSSAINT
Notre Dame	GALLON	LEWAN	GLASGOW	MILLER	KALIS	SCHOFIELD	FUNCHESS	DILEO	GARDNER	JACKSON	TOUSSAINT
Akron	GALLON	LEWAN	GLASGOW	MILLER	KALIS	SCHOFIELD	BUTT	CHESSON	GARDNER	HOUMA*	TOUSSAINT
at Connecticut	GALLON	LEWAN	GLASGOW	MILLER	KALIS	SCHOFIELD	FUNCHESS	WILLIAMS#	GARDNER	KERRIDGE*	TOUSSAINT
Minnesota	GALLON	LEWAN	BRYANT	GLASGOW	KALIS	SCHOFIELD	BUTT	WILLIAMS#	GARDNER	KERRIDGE*	TOUSSAINT
at Penn State	GALLON	LEWAN	BRYANT	GLASGOW	KALIS	SCHOFIELD	BUTT	WILLIAMS#	GARDNER	KERRIDGE*	TOUSSAINT

Indiana  
 at Michigan State  
 Nebraska  
 at Northwestern  
 at Iowa  
 Ohio State

\*Denotes started at fullback  
 #Denotes started at tight end

2013 MICHIGAN STARTING LINEUPS • DEFENSE

OPPONENT	DE	DT	DT	DE	SAM	MIKE	WILL	LCB	SS	FS	RCB
Central Michigan	CLARK	WASHINGTON	BLACK	HEITZMAN	C. GORDON	MORGAN	ROSS III	TAYLOR	FURMAN	WILSON	COUNTESS
Notre Dame	CLARK	WASHINGTON	BLACK	HEITZMAN	BEYER	MORGAN	ROSS III	TAYLOR	GORDON	WILSON	COUNTESS
Akron	CLARK	WASHINGTON	BLACK	HEITZMAN	BEYER	MORGAN	BOLDEN	TAYLOR	GORDON	WILSON	COUNTESS
at Connecticut	CLARK	WASHINGTON	BLACK	HEITZMAN	BEYER	MORGAN	ROSS III	AVERY	GORDON	WILSON	COUNTESS
Minnesota	CLARK	WASHINGTON	BLACK	HEITZMAN	BEYER	MORGAN	ROSS III	TAYLOR	GORDON	WILSON	COUNTESS
at Penn State	CLARK	WASHINGTON	BLACK	HEITZMAN	BEYER	MORGAN	ROSS III	TAYLOR	GORDON	WILSON	COUNTESS

Indiana  
 at Michigan State  
 Nebraska  
 at Northwestern  
 at Iowa  
 Ohio State

MICHIGAN PRONUNCIATION GUIDE

Brennen <b>Beyer</b>	BUY-er	Taylor <b>Lewan</b>	Luh-WAN
<b>Jibreel</b> Black	Juh-BREEL	Kristian <b>Mateus</b>	Muh-TAY-us
Jehu <b>Chesson</b>	JAY-YOU CHESS-uhn	Mario <b>Ojemudia</b>	Oh-juh-MOO-dee-uh
<b>Amara Darboh</b>	uh-MAR-uh DAR-bow	Jordan <b>Paskorz</b>	Pass-korz
Reon <b>Dawson</b>	RE-ON	Henry <b>Poggi</b>	PO-jee
Drew <b>Dileo</b>	Dill-e-o	Wyatt <b>Shallman</b>	Shawl-muhn
Devin <b>Funchess</b>	FUN-chess	<b>De'Veon</b> Smith	DAY-VE-ON
Ben <b>Gedeon</b>	Ged-E-uhn	Alex <b>Swieca</b>	swee-ECK-uh
Graham <b>Glasgow</b>	glass-gow	Scott <b>Sypniewski</b>	sip-NEW-ski
Ryan <b>Glasgow</b>	glass-gow	<b>Raymon</b> Taylor	ray-MOAN
Matthew <b>Godin</b>	GO-din	Fitzgerald <b>Toussaint</b>	Two-SAHNT
Will <b>Hagerup</b>	Haa-GRUP	Logan <b>Tuley-Tillman</b>	TWO-LEE-Til-muhn
Keith <b>Heitzman</b>	HIGHTS-muhn	Matt <b>Wile</b>	like 'while'
<b>Delano</b> Hill	Duh-LAY-no	<b>Jarrod</b> Wilson	Jared
<b>Sione Houma</b>	See-own-eh HOME-uh	<b>Csont'e</b> York	SAHN-TAY
<b>Da'Mario</b> Jones	duh-MAR-E-o (like Mars, not air)		
Patrick <b>Kugler</b>	KOO-gler		

# DEPTH CHARTS

## MICHIGAN DEPTH CHART vs. INDIANA

### OFFENSE

**WR** 21 Jeremy Gallon (5-8, 184, 5th Sr.)  
85 Joe Reynolds (6-1, 196, 5th Sr.)

**LT** 77 Taylor Lewan (6-8, 315, 5th Sr.)  
71 Ben Braden (6-6, 318, So./Fr.)  
78 Erik Magnuson (6-6, 285, So./Fr.)

**LG** 58 Chris Bryant (6-4, 316, Jr./So.)  
56 Joey Burzynski (6-1, 293, Sr./Jr.)  
65 Kyle Bosch (6-5, 302, Fr./Fr.)

**C** 61 Graham Glasgow (6-6, 305, Jr./So.)  
60 Jack Miller (6-4, 290, Jr./So.)  
56 Joey Burzynski (6-1, 293, Sr./Jr.)

**RG** 67 Kyle Kalis (6-5, 297, So./Fr.)  
56 Joey Burzynski (6-1, 293, Sr./Jr.)  
62 Blake Bars (6-5, 291, So./Fr.)

**RT** 75 Michael Schofield (6-7, 304, 5th Sr.)  
78 Erik Magnuson (6-6, 285, So./Fr.)  
69 Erik Gunderson (6-8, 306, 5th Sr.)

**TE** 87 Devin Funchess (6-4, 235, So./So.)  
84 A.J. Williams (6-6, 265, So./So.)  
88 Jake Butt (6-6, 237, Fr./Fr.)  
94 Jordan Paskorz (6-3, 255, Sr./Jr.)  
80 Khalid Hill (6-2, 258, Fr./Fr.)

**WR** 86 Jehu Chesson (6-3, 196, So./Fr.)  
**OR** 17 Jeremy Jackson (6-3, 209, Sr./Sr.)

**SLOT** 9 Drew Dileo (5-10, 180, Sr./Sr.)  
23 Dennis Norfleet (5-7, 169, So./So.)

**QB** 98 Devin Gardner (6-4, 210, Sr./Jr.)  
7 Shane Morris (6-3, 201, Fr./Fr.)  
6 Brian Cleary (6-3, 209, So./Fr.)

**FB** 36 Joe Kerridge (6-0, 238, Jr./So.)  
39 Sione Houma (6-0, 231, So./So.)  
33 Wyatt Shallman (6-3, 237, Fr./Fr.)

**RB** 28 Fitzgerald Toussaint (5-10, 200, 5th Sr.)  
27 Derrick Green (5-11, 240, Fr./Fr.)  
38 Thomas Rawls (5-10, 217, Jr./Jr.)  
**OR** 32 De'Veon Smith (5-11, 224, Fr./Fr.)  
5 Justice Hayes (5-10, 192, Jr./So.)

### SPECIAL TEAMS

**PK** 34 Brendan Gibbons (6-1, 243, 5th Sr.)  
45 Matt Wile (6-2, 216, Jr./Jr.)

**P** 45 Matt Wile (6-2, 216, Jr./Jr.)  
91 Kenny Allen (6-3, 226, So./Fr.)

**LS** 54 Jareth Glanda (6-3, 256, 5th Sr.)

**H** 9 Drew Dileo (5-10, 180, Sr./Sr.)  
91 Kenny Allen (6-3, 226, So./Fr.)

### DEFENSE

**DE** 57 Frank Clark (6-2, 273, Jr./Jr.)  
53 Mario Ojemudia (6-2, 250, So./So.)  
33 Taco Charlton (6-6, 270, Fr./Fr.)

**DT** 55 Jibreel Black (6-2, 278, Sr./Sr.)  
69 Willie Henry (6-3, 306, So./Fr.)  
96 Ryan Glasgow (6-4, 300, So./Fr.)  
50 Tom Strobel (6-6, 265, So./Fr.)

**NT** 76 Quinton Washington (6-4, 301, 5th Sr.)  
54 Richard Ash (6-3, 314, Sr./Jr.)  
96 Ryan Glasgow (6-4, 300, So./Fr.)

**DE** 92 Keith Heitzman (6-3, 280, Jr./So.)  
43 Chris Wormley (6-5, 289, So./Fr.)  
**OR** 99 Matt Godin (6-6, 280, So./Fr.)

**SLB** 4 Cam Gordon (6-3, 237, 5th Sr.)  
**OR** 97 Brennen Beyer (6-3, 250, Jr./Jr.)  
47 Jake Ryan\* (6-3, 240, Sr./Jr.)

**MLB** 48 Desmond Morgan (6-1, 228, Jr./Jr.)  
35 Joe Bolden (6-3, 225, So./So.)  
3 Mike McCray (6-4, 237, Fr./Fr.)

**WLB** 15 James Ross III (6-1, 220, So./So.)  
52 Royce Jenkins-Stone (6-2, 225, So./So.)  
42 Ben Gedeon (6-3, 236, Fr./Fr.)

**LCB** 11 Courtney Avery (5-11, 175, Sr./Sr.)  
**OR** 6 Raymon Taylor (5-10, 183, Jr./Jr.)  
24 Delonte Hollowell (5-9, 180, Jr./Jr.)

**SS** 30 Thomas Gordon (5-11, 210, 5th Sr.)  
14 Josh Furman (6-2, 202, Sr./Jr.)  
25 Dymonte Thomas (6-2, 190, Fr./Fr.)  
44 Delano Hill (6-0, 205, Fr./Fr.)

**FS** 22 Jarrod Wilson (6-2, 200, So./So.)  
11 Courtney Avery (5-11, 175, Sr./Sr.)  
34 Jeremy Clark (6-4, 205, So./Fr.)

**RCB** 18 Blake Countess (5-10, 182, Jr./So.)  
26 Jourdan Lewis (5-10, 170, Fr./Fr.)  
**OR** 8 Channing Stribling (6-2, 171, Fr./Fr.)

**NICKEL** 18 Blake Countess (5-10, 182, Jr./So.)  
25 Dymonte Thomas (6-2, 190, Fr./Fr.)  
24 Delonte Hollowell (5-9, 180, Jr./Jr.)

**KO** 45 Matt Wile (6-2, 216, Jr./Jr.)

**PR** 23 Dennis Norfleet (5-7, 169, So./So.)  
**OR** 9 Drew Dileo (5-10, 180, Sr./Sr.)

**KR** 23 Dennis Norfleet (5-7, 169, So./So.)  
9 Drew Dileo (5-10, 180, Sr./Sr.)  
86 Jehu Chesson (6-3, 196, So./Fr.)

## START CHARTS

OFFENSE	Current		
	'13	Streak	Career
Taylor Lewan	6	34	41
Michael Schofield	6	28	29
Fitzgerald Toussaint	6	6	27

DEFENSE	Current		
	'13	Streak	Career
Thomas Gordon	5	5	32
Jake Ryan	0	0	24
Desmond Morgan	6	8	24
Courtney Avery	1	0	14
Raymon Taylor	5	2	16
Quinton Washington	6	6	16

### LONGEST ACTIVE STARTS STREAKS

Taylor Lewan	34
Michael Schofield	28

### CAREER GAMES STARTED

Taylor Lewan (OT)	41
Thomas Gordon (S)	32
Michael Schofield (OT)	29
Jake Ryan (LB)	24
Desmond Morgan (LB)	24

### CAREER GAMES PLAYED

Michael Schofield (OT)	45
Jibreel Black (DT)	45
Jeremy Gallon (WR)	44
Courtney Avery (CB)	43
Taylor Lewan (OT)	43
Quinton Washington (DT)	42
Thomas Gordon (S)	40
Brendan Gibbons (K)	39
Drew Dileo (WR)	38
Cameron Gordon (LB)	38
Jareth Glanda (LS)	33
Fitzgerald Toussaint (RB)	32
Matt Wile (P/K)	32
Will Haperug (P)	31
Brennen Beyer (LB)	30
Jake Ryan (LB)	27

\*Denotes Injured

# 2013 MICHIGAN FOOTBALL ROSTERS

## NUMERICAL ROSTER

No.	Player	Pos.
3	Dever, Bo	WR
3	McCray, Mike	LB
4	Gordon, Cameron ***	LB
5	Hayes, Justice*	RB
6	Taylor, Raymon**	DB
6	Cleary, Brian	QB
7	Morris, Shane	QB
7	Poggi, Henry	DT
8	Bellomy, Russell*	QB
8	Stribling, Channing	DB
9	Dileo, Drew ***	WR
10	Jones, Da'Mario	WR
11	Avery, Courtney ***	CB
12	Gant, Allen	LB
13	Swieca, Alex	QB
13	Richardson, Terry*	CB
14	Furman, Josh**	S
15	Moores, Garrett	QB
15	Ross III, James*	LB
16	Wangler, Jack	WR
17	Jackson, Jeremy ***	WR
18	Countess, Blake*	DB
18	Hardison, DeAnthony	RB
20	Dawson, Reon	DB
20	Johnson, Drake	RB
21	Gallon, Jeremy ***	WR
22	Wilson, Jarrod*	S
23	Norfleet, Dennis*	WR
24	Hollowell, Delonte**	DB
25	Thomas, Dymonte	DB
26	Lewis, Jourdan	DB
27	Green, Derrick	RB
27	Hagerup, Will ***	P
28	Toussaint, Fitzgerald ***	RB
29	Douglas, Ross	DB
30	Gordon, Thomas ***	S
31	Benda, Nick	LB
32	Austin, Shaun	DB
32	Smith, De'Veon	RB
33	Charlton, Taco	DE
33	Shallman, Wyatt	RB
34	Gibbons, Brendan ***	PK
34	Clark, Jeremy	S
35	Bolden, Joe*	LB
36	Kerridge, Joe*	FB
36	Pearson, AJ	DB
37	Henderson, Bobby	LB
38	Rawls, Thomas**	RB
39	Houma, Sione*	FB
41	Capatina, Anthony	WR
42	Esterline, Dylan*	TE
42	Gedeon, Ben	LB
43	Wormley, Chris	DE
43	Sypniewski, Scott	LS
44	Hill, Delano	DB

## ALPHABETICAL ROSTER

No.	Player	Pos.	Ht.	Wt.	Year/Elig.	Hometown (High School/Previous School)
91	Allen, Kenny	K/P	6-3	226	So./Fr.	Fenton, Mich. (Fenton)
49	Anlauf, Brad	WR	6-4	187	So./Fr.	Hinsdale, Ill. (Hinsdale Central)
54	Ash, Richard*	DT	6-3	314	Sr./Jr.	Pahokee, Fla. (Pahokee)
32	Austin, Shaun	DB	6-1	191	So./Fr.	Plymouth, Mich. (Plymouth)
11	Avery, Courtney ***	CB	5-11	175	Sr.	Mansfield, Ohio (Lexington)
62	Bars, Blake	OL	6-5	291	So./Fr.	Nashville, Tenn. (Montgomery Bell Academy)
8	Bellomy, Russell*	QB	6-3	215	Jr./So.	Arlington, Texas (Martin)
31	Benda, Nick	LB	6-0	220	So./Fr.	Champion, Mich. (Westwood)
97	Beyer, Brennen**	LB	6-3	250	Jr.	Canton, Mich. (Plymouth)
55	Black, Jibreel ***	DT	6-2	278	Sr.	Cincinnati, Ohio (Wyoming)
35	Bolden, Joe*	LB	6-3	225	So.	Cincinnati, Ohio (Colerain)
65	Bosch, Kyle	OL	6-5	302	Fr.	St. Charles, Ill. (St. Francis)
71	Braden, Ben	OL	6-6	318	So./Fr.	Rockford, Mich. (Rockford)
58	Bryant, Chris	OL	6-4	316	Jr./So.	Chicago, Ill. (Simeon)
56	Burzynski, Joey**	OL	6-1	293	Sr./Jr.	Carlsbad, Calif. (Carlsbad)
88	Butt, Jake	TE	6-6	237	Fr.	Pickerington, Ohio (Pickerington North)
41	Capatina, Anthony	WR	5-9	182	Sr./Jr.	Novi, Mich. (Detroit Catholic Central)
33	Charlton, Taco	DE	6-6	270	Fr.	Pickerington, Ohio (Central)
86	Chesson, Jehu	WR	6-3	196	So./Fr.	St. Louis, Mo. (Ladue Horton Watkins)
57	Clark, Frank**	DE	6-2	273	Jr.	Cleveland, Ohio (Glenville)
34	Clark, Jeremy	S	6-4	205	So./Fr.	Madisonville, Ky. (Madisonville North Hopkins)
6	Cleary, Brian	QB	6-3	209	So./Fr.	Detroit, Mich. (Detroit Jesuit)
18	Countess, Blake*	DB	5-10	182	Jr./So.	Owings Mills, Md. (Our Lady of Good Counsel)
82	Darboh, Amara*	WR	6-2	212	So.	West Des Moines, Iowa (Dowling Catholic)
55	Dawson, David	OL	6-4	297	Fr.	Detroit, Mich. (Cass Technical)
20	Dawson, Reon	DB	6-2	170	Fr.	Trotwood, Ohio (Trotwood-Madison)
3	Dever, Bo	WR	6-2	190	So./Fr.	Lake Forest, Ill. (Lake Forest)
9	Dileo, Drew ***	WR	5-10	180	Sr.	Greenwell Springs, La. (Parkview Baptist)
29	Douglas, Ross	DB	5-10	176	Fr.	Avon, Ohio (Avon)
59	Doyle, Jack	LB	6-1	208	Fr.	Grosse Pointe Farms, Mich. (Grosse Pointe South)
64	Duba, Brandon	LS	6-1	227	Fr.	Grandville, Mich. (Grandville)
83	Dukes, Jaron	WR	6-4	190	Fr.	Columbus, Ohio (Marion Franklin)
42	Esterline, Dylan*	TE	6-5	234	Sr./Jr.	Blissfield, Mich. (Blissfield)
73	Fox, Chris	OL	6-6	338	Fr.	Parker, Colo. (Ponderosa)
51	Froelich, Greg	OL	6-2	272	Fr.	Maplewood, N.J. (Montclair Kimberley Academy)
87	Funchess, Devin*	TE	6-4	235	So.	Farmington Hills, Mich. (Harrison)
14	Furman, Josh**	S	6-2	202	Sr./Jr.	Annapolis, Md. (Old Mill Senior)
21	Gallon, Jeremy ***	WR	5-8	184	5th	Apopka, Fla. (Apopka)
12	Gant, Allen	S	6-2	212	So./Fr.	Sylvania, Ohio (Southview)
98	Gardner, Devin**	QB	6-4	210	Sr./Jr.	Detroit, Mich. (Inkster)
42	Gedeon, Ben	LB	6-3	236	Fr.	Hudson, Ohio (Hudson)
34	Gibbons, Brendan ***	PK	6-1	243	5th	West Palm Beach, Fla. (Cardinal Newman)
54	Glanda, Jareth**	LS	6-3	256	5th	Rochester Hills, Mich. (Brother Rice)
61	Glasgow, Graham*	OL	6-6	305	Jr./So.	Aurora, Ill. (Marmion Academy)
96	Glasgow, Ryan	DL	6-4	300	So./Fr.	Aurora, Ill. (Marmion Academy)
99	Godin, Matthew	DE	6-6	280	So./Fr.	Novi, Mich. (Detroit Catholic Central)
4	Gordon, Cameron ***	LB	6-3	237	5th	Detroit, Mich. (Inkster)
30	Gordon, Thomas ***	S	5-11	210	5th	Detroit, Mich. (Cass Technical)
27	Green, Derrick	RB	5-11	240	Fr.	Richmond, Va. (Hermitage)
69	Gunderson, Erik**	OL	6-8	306	5th	Milan, Mich. (Milan)
27	Hagerup, Will ***	P	6-4	221	Sr.	Milwaukee, Wis. (Whitefish Bay)
18	Hardison, DeAnthony	RB	5-8	180	So./Fr.	Detroit, Mich. (Crockett Technical)
5	Hayes, Justice*	RB	5-10	192	Jr./So.	Flint, Mich. (Grand Blanc Community)
92	Heitzman, Keith*	DE	6-3	280	Jr./So.	Hilliard, Ohio (Hilliard Davidson)
37	Henderson, Bobby	LB	5-11	227	So./Fr.	Hopewell Junction, NY (John Jay)
69	Henry, Willie	DT	6-3	306	So./Fr.	Cleveland, Ohio (Glenville)

## ALPHABETICAL ROSTER

No.	Player	Pos.	Ht.	Wt.	Year/Elig.	Hometown (High School/Previous School)
44	Hill, Delano	DB	6-0	205	Fr.	Detroit, Mich. (Cass Technical)
80	Hill, Khalid	TE	6-2	258	Fr.	Detroit, Mich. (East English Village Preparatory Academy)
24	Hollowell, Delonte**	DB	5-9	180	Jr.	Detroit, Mich. (Cass Technical)
39	Houma, Sione*	FB	6-0	231	So.	Salt Lake City, Utah (Highland)
73	Hurst Jr., Maurice	DT	6-2	270	Fr.	Westwood, Mass. (Xaverian Brothers)
17	Jackson, Jeremy ***	WR	6-3	209	Sr.	Ann Arbor, Mich. (Huron)
52	Jenkins-Stone, Royce*	LB	6-2	225	So.	Detroit, Mich. (Cass Technical)
95	Jocz, Michael	TE	6-4	225	So./Fr.	Novi, Mich (Novi)
20	Johnson, Drake	RB	6-1	213	So./Fr.	Ann Arbor, Mich. (Pioneer)
10	Jones, Da'Mario	WR	6-2	192	Fr.	Westland, Mich. (John Glenn)
67	Kalis, Kyle	OL	6-5	297	So./Fr.	Lakewood, Ohio (St. Edward)
89	Keizer, Jonathan	WR	6-5	212	Jr./So.	Portage, MI (Portage Northern)
36	Kerridge, Joe*	FB	6-0	238	Jr./So.	Traverse City, Mich. (St. Francis)
57	Kugler, Patrick	OL	6-5	287	Fr.	Wexford, Pa. (North Allegheny)
77	Lewan, Taylor ***	OL	6-8	315	5th	Cave Creek, Ariz. (Chaparral)
26	Lewis, Jourdan	DB	5-10	170	Fr.	Detroit, Mich. (Cass Technical)
66	Liesman, Dan	LB	6-2	215	So./Fr.	Lansing, Mich. (Lansing Catholic)
78	Magnuson, Erik	OL	6-6	285	So./Fr.	Carlsbad, Calif. (La Costa Canyon)
70	Mateus, Kristian*	OL	6-7	305	Sr./Jr.	Ada, Mich. (Forest Hills Central)
3	McCray, Mike	LB	6-4	237	Fr.	Trotwood, Ohio (Trotwood-Madison)
46	McGrath, J.J.	K	6-2	241	Fr.	Macomb, Mich. (Lutheran North)
60	Miller, Jack*	OL	6-4	290	Jr./So.	Perrysburg, Ohio (St. John's Jesuit)
91	Mitropoulos-Rundus, Alex	DL	6-2	258	Jr./So.	Ann Arbor, Mich. (Pioneer)
15	Moore, Garrett	QB	6-3	199	Fr.	Detroit, Mich. (Detroit Catholic Central)
48	Morgan, Desmond**	LB	6-1	228	Jr.	Holland, Mich. (West Ottawa)
7	Morris, Shane	QB	6-3	201	Fr.	Warren, Mich. (De La Salle)
23	Norfleet, Dennis*	WR	5-7	169	So.	Detroit, Mich. (Martin Luther King)
53	Ojemudia, Mario*	DE	6-2	250	So.	Farmington Hills, Mich. (Harrison)
94	Paskorz, Jordan*	TE	6-3	255	Sr./Jr.	Gibsonia, Pa. (Hampton)
36	Pearson, AJ	DB	6-0	192	So./Fr.	Johns Creek, Ga. (Northview)
56	Pipkins, Ondre*	DT	6-3	315	So.	Kansas City, Mo. (Park Hill)
63	Pliska, Ben	OL	6-3	276	So./Fr.	Kirkland, Wa. (Lake Washington)
7	Poggi, Henry	DT	6-4	260	Fr.	Baltimore, Md. (Gilman School)
38	Rawls, Thomas**	RB	5-10	217	Jr.	Flint, Mich. (Flint Northern)
85	Reynolds, Joe **	WR	6-1	196	5th	Rochester, Mich. (Rochester Adams)
13	Richardson, Terry*	CB	5-9	167	So.	Detroit, Mich. (Cass Technical)
15	Ross III, James*	LB	6-1	220	So.	Orchard Lake, Mich. (St. Mary's Prep)
47	Ryan, Jake**	LB	6-3	240	Sr./Jr.	Westlake, Ohio (St. Ignatius)
74	Samuelson, Dan	OL	6-5	283	Fr.	Plymouth, Ind. (Plymouth)
75	Schofield, Michael ***	OL	6-7	304	5th	Orland Park, Ill. (Carl Sandburg)
33	Shallman, Wyatt	RB	6-3	237	Fr.	Novi, Mich. (Detroit Catholic Central)
32	Smith, De'Veon	RB	5-11	224	Fr.	Warren, Ohio (Howland)
8	Stribling, Channing	DB	6-2	171	Fr.	Matthews, N.C. (Butler)
50	Strobel, Tom	DE	6-6	265	So./Fr.	Mentor, Ohio (Mentor)
13	Swieca, Alex	QB	6-1	210	Jr./So.	New York, NY (The Frisch School)
43	Sypniewski, Scott	LS	6-1	214	Fr.	Ottawa, Ill. (Marquette)
6	Taylor, Raymon**	DB	5-10	183	Jr.	Detroit, Mich. (Highland Park)
25	Thomas, Dymonte	DB	6-2	190	Fr.	Alliance, Ohio (Marlington)
28	Toussaint, Fitzgerald ***	RB	5-10	200	5th	Youngstown, Ohio (Liberty)
72	Tuley-Tillman, Logan	OL	6-7	300	Fr.	Peoria, Ill. (Manual)
16	Wangler, Jack	WR	6-1	198	Fr.	Royal Oak, Mich. (De La Salle)
76	Washington, Quinton ***	DT	6-4	301	5th	St. Stephen, S.C. (Timberland)
45	Wile, Matt**	K	6-2	216	Jr.	San Diego, Calif. (Francis Parker)
84	Williams, A.J.*	TE	6-6	265	So.	Cincinnati, Ohio (Sycamore)
22	Wilson, Jarrod*	S	6-2	200	So.	Akron, Ohio (Buchtel)
43	Wormley, Chris	DE	6-5	289	So./Fr.	Toledo, Ohio (Whitmer)
81	York, Csont'e	WR	6-3	180	Fr.	Harper Woods, Mich. (Chandler Park Academy)

## NUMERICAL ROSTER

No.	Player	Pos.
45	Wile, Matt**	K/P
46	McGrath, J.J.	K
47	Ryan, Jake**	LB
48	Morgan, Desmond**	LB
49	Anlauf, Brad	WR
50	Strobel, Tom	DE
51	Froelich, Greg	OL
52	Jenkins-Stone, Royce*	LB
53	Ojemudia, Mario*	DE
54	Glanda, Jareth**	LS
54	Ash, Richard*	DT
55	Black, Jibreel ***	DT
55	Dawson, David	OL
56	Burzynski, Joey**	OL
56	Pipkins, Ondre*	DT
57	Clark, Frank**	DE
57	Kugler, Patrick	OL
58	Bryant, Chris	OL
59	Doyle, Jack	LB
60	Miller, Jack*	OL
61	Glasgow, Graham*	OL
62	Bars, Blake	OL
63	Pliska, Ben	OL
64	Duba, Brandon	LS
65	Bosch, Kyle	OL
66	Liesman, Dan	LB
67	Kalis, Kyle	OL
69	Gunderson, Erik**	OL
69	Henry, Willie	DT
70	Mateus, Kristian*	OL
71	Braden, Ben	OL
72	Tuley-Tillman, Logan	OL
73	Fox, Chris	OL
73	Hurst Jr., Maurice	DT
74	Samuelson, Dan	OL
75	Schofield, Michael ***	OL
76	Washington, Quinton ***	DT
77	Lewan, Taylor ***	OL
78	Magnuson, Erik	OL
80	Hill, Khalid	TE
81	York, Csont'e	WR
82	Darboh, Amara*	WR
83	Dukes, Jaron	WR
84	Williams, A.J.*	TE
85	Reynolds, Joe **	WR
86	Chesson, Jehu	WR
87	Funchess, Devin*	TE
88	Butt, Jake	TE
89	Keizer, Jonathan	WR
91	Mitropoulos-Rundus, Alex	DL
91	Allen, Kenneth	K/P
92	Heitzman, Keith*	DE
94	Paskorz, Jordan*	TE
95	Jocz, Michael	TE
96	Glasgow, Ryan	DL
97	Beyer, Brennen*	LB
98	Gardner, Devin**	QB
99	Godin, Matthew	DE



# 2013 ROSTER BREAKDOWN

## ROSTER BY STATE

No.	Player	Pos.
Arizona (1)		
77	Lewan, Taylor ***	OL
California(3)		
56	Burzynski, Joey **	OL
78	Magnuson, Erik	OL
45	Wile, Matt **	K
Colorado (1)		
73	Fox, Chris	OL
Florida(3)		
54	Ash, Richard*	DT
21	Gallon, Jeremy ***	WR
34	Gibbons, Brendan ***	PK
Georgia (1)		
36	Pearson, AJ	DB
Illinois (9)		
49	Anlauf, Brad	WR
65	Bosch, Kyle	OL
58	Bryant, Chris	OL
3	Dever, Bo	WR
61	Glasgow, Graham*	OL
96	Glasgow, Ryan	DL
75	Schofield, Michael ***	OL
43	Sypniewski, Scott	LS
72	Tuley-Tillman, Logan	OL
Indiana (1)		
74	Samuelson, Dan	OL
Iowa (1)		
82	Darboh, Amara*	WR
Kentucky (1)		
34	Clark, Jeremy	S
Louisiana (1)		
9	Dileo, Drew ***	WR
Maryland (3)		
18	Countess, Blake *	DB
14	Furman, Josh **	S
7	Poggi, Henry	DT
Massachusetts (2)		
51	Froelich, Greg	OL
73	Hurst Jr., Maurice	DT
Michigan (48)		
91	Allen, Kenny	K/P
32	Austin, Shaun	DB
31	Benda, Nick	LB
97	Beyer, Brennen **	LB
71	Braden, Ben	OL
41	Capatina, Anthony	WR
6	Clary, Brian	QB
55	Dawson, David	OL
59	Doyle, Jack	LB
64	Duba, Brandon	LS
42	Esterline, Dylan*	TE
87	Funchess, Devin*	TE
98	Gardner, Devin **	QB
54	Glanda, Jareth **	LS
99	Godin, Matthew	DE
4	Gordon, Cameron ***	LB
30	Gordon, Thomas ***	S
69	Gunderson, Erik **	OL
18	Hardison, DeAnthony	RB
5	Hayes, Justice*	RB
44	Hill, Delano	DB
80	Hill, Khalid	TE
24	Hollowell, Delonte **	DB
17	Jackson, Jeremy ***	WR
52	Jenkins-Stone, Royce*	LB
95	Jocz, Michael	TE

## ROSTER BY POSITION

### Quarterback

No.	Player	Pos.	Ht.	Wt.	Year/Elig.	Hometown (High School/Previous School)
8	Bellomy, Russell *	QB	6-3	215	Jr./Sr.	Arlington, Texas (Martin)
6	Clary, Brian	QB	6-3	209	So./Fr.	Detroit, Mich. (Detroit Jesuit)
98	Gardner, Devin **	QB	6-4	210	Sr./Jr.	Detroit, Mich. (Inkster)
15	Moores, Garrett	QB	6-3	199	Fr.	Detroit, Mich. (Detroit Catholic Central)
7	Morris, Shane	QB	6-3	201	Fr.	Warren, Mich. (De La Salle)
13	Swieca, Alex	QB	6-1	210	Jr./So.	New York, NY (The Frisch School)

### Running Back

27	Green, Derrick	RB	5-11	240	Fr.	Richmond, Va. (Hermitage)
18	Hardison, DeAnthony	RB	5-8	185	So./Fr.	Detroit, Mich. (Crockett Technical)
5	Hayes, Justice *	RB	5-10	192	Jr./So.	Flint, Mich. (Grand Blanc Community)
39	Houma, Sione *	FB	6-0	231	So.	Salt Lake City, Utah (Highland)
20	Johnson, Drake	RB	6-1	213	So./Fr.	Ann Arbor, Mich. (Pioneer)
36	Kerridge, Joe *	FB	6-0	241	Jr./So.	Traverse City, Mich. (St. Francis)
38	Rawls, Thomas **	RB	5-10	217	Jr./So.	Flint, Mich. (Flint Northern)
33	Shallman, Wyatt	RB	6-3	237	Fr.	Novi, Mich. (Detroit Catholic Central)
32	Smith, De'Veon	RB	5-11	224	Fr.	Warren, Ohio (Howland)
28	Toussaint, Fitzgerald ***	RB	5-10	200	5th	Youngstown, Ohio (Liberty)

### Wide Receiver

49	Anlauf, Brad	WR	6-4	187	So./Fr.	Hinsdale, Ill. (Hinsdale Central)
41	Capatina, Anthony	WR	5-9	182	Sr./Jr.	Novi, Mich. (Detroit Catholic Central)
86	Chesson, Jehu	WR	6-3	196	So./Fr.	St. Louis, Mo. (Ladue Horton Watkins)
82	Darboh, Amara *	WR	6-2	212	So.	West Des Moines, Iowa (Dowling Catholic)
3	Dever, Bo	WR	6-2	190	So./Fr.	Lake Forest, Ill. (Lake Forest)
9	Dileo, Drew ***	WR	5-10	180	Sr.	Greenwell Springs, La. (Parkview Baptist)
83	Dukes, Jaron	WR	6-4	190	Fr.	Columbus, Ohio (Marion Franklin)
21	Gallon, Jeremy ***	WR	5-8	184	5th	Apopka, Fla. (Apopka)
17	Jackson, Jeremy ***	WR	6-3	209	Sr.	Ann Arbor, Mich. (Huron)
10	Jones, Da'Mario	WR	6-2	192	Fr.	Westland, Mich. (John Glenn)
89	Keizer, Jonathan	WR	6-5	212	Jr./So.	Portage, MI (Portage Northern)
23	Norfleet, Dennis *	WR	5-7	169	So.	Detroit, Mich. (Martin Luther King)
85	Reynolds, Joe **	WR	6-1	196	5th	Rochester, Mich. (Rochester Adams)
16	Wangler, Jack	WR	6-1	199	Fr.	Royal Oak, Mich. (De La Salle)
81	York, Csont'e	WR	6-3	180	Fr.	Harper Woods, Mich. (Chandler Park Academy)

### Tight End

88	Butt, Jake	TE	6-6	237	Fr.	Pickerington, Ohio (Pickerington North)
42	Esterline, Dylan *	TE	6-5	234	Sr./Jr.	Blissfield, Mich. (Blissfield)
87	Funchess, Devin *	TE	6-4	235	So.	Farmington Hills, Mich. (Harrison)
80	Hill, Khalid	TE	6-2	258	Fr.	Detroit, Mich. (East English Village Preparatory Academy)
95	Jocz, Michael	TE	6-4	225	So./Fr.	Novi, Mich (Novi)
94	Paskorz, Jordan *	TE	6-3	255	Sr./Jr.	Gibsonia, Pa. (Hampton)
84	Williams, A.J. *	TE	6-6	265	So.	Cincinnati, Ohio (Sycamore)

### Offensive Line

62	Bars, Blake	OL	6-5	291	So./Fr.	Nashville, Tenn. (Montgomery Bell Academy)
65	Bosch, Kyle	OL	6-5	302	Fr.	St. Charles, Ill. (St. Francis)
71	Braden, Ben	OL	6-6	318	So./Fr.	Rockford, Mich. (Rockford)
58	Bryant, Chris	OL	6-4	316	Jr./So.	Chicago, Ill. (Simeon)
56	Burzynski, Joey **	OL	6-1	293	Sr./Jr.	Carlsbad, Calif. (Carlsbad)
55	Dawson, David	OL	6-4	297	Fr.	Detroit, Mich. (Cass Technical)
73	Fox, Chris	OL	6-6	338	Fr.	Parker, Colo. (Ponderosa)
51	Froelich, Greg	OL	6-3	295	Fr.	Maplewood, N.J. (Montclair Kimberley Academy)
61	Glasgow, Graham*	OL	6-6	303	Jr./So.	Aurora, Ill. (Marmion Academy)
69	Gunderson, Erik **	OL	6-8	306	5th	Milan, Mich. (Milan)
67	Kalis, Kyle	OL	6-5	302	So./Fr.	Lakewood, Ohio (St. Edward)
57	Kugler, Patrick	OL	6-5	287	Fr.	Wexford, Penn. (North Allegheny)
77	Lewan, Taylor ***	OL	6-8	315	5th	Cave Creek, Ariz. (Chaparral)
78	Magnuson, Erik	OL	6-6	285	So./Fr.	Carlsbad, Calif. (La Costa Canyon)
70	Mateus, Kristian *	OL	6-7	305	Sr./Jr.	Ada, Mich. (Forest Hills Central)
60	Miller, Jack *	OL	6-4	290	Jr./So.	Perrysburg, Ohio (St. John's Jesuit)
63	Pliska, Ben	OL	6-3	276	So./Fr.	Kirkland, Wa. (Lake Washington)
74	Samuelson, Dan	OL	6-5	283	Fr.	Plymouth, Ind. (Plymouth)
75	Schofield, Michael ***	OL	6-7	304	5th	Orland Park, Ill. (Carl Sandburg)
72	Tuley-Tillman, Logan	OL	6-7	300	Fr.	Peoria, Ill. (Manual)

ROSTER BY POSITION

Defensive Line

54	Ash, Richard*	DT	6-3	314	Sr./Jr.	Pahokee, Fla. (Pahokee)
55	Black, Jibreel ***	DT	6-2	278	Sr./Jr.	Cincinnati, Ohio (Wyoming)
33	Charlton, Taco	DE	6-6	270	Fr.	Pickerington, Ohio (Central)
57	Clark, Frank **	DE	6-2	273	Jr.	Cleveland, Ohio (Glenville)
96	Glasgow, Ryan	DT	6-4	300	So./Fr.	Aurora, Ill. (Marmion Academy)
99	Godin, Matthew	DE	6-6	280	So./Fr.	Novi, Mich. (Detroit Catholic Central)
92	Heitzman, Keith*	DE	6-3	280	Jr./So.	Hilliard, Ohio (Hilliard Davidson)
69	Henry, Willie	DT	6-3	306	So./Fr.	Cleveland, Ohio (Glenville)
73	Hurst Jr., Maurice	DT	6-2	270	Fr.	Westwood, Mass. (Xaverian Brothers)
91	Mitropoulos-Rundus, Alex	DT	6-2	250	Jr./So.	Ann Arbor, Mich. (Pioneer)
53	Ojemudia, Mario*	DE	6-2	250	So.	Farmington Hills, Mich. (Harrison)
56	Pipkins, Ondre*	DT	6-3	315	So.	Kansas City, Mo. (Park Hill)
7	Poggi, Henry	DT	6-4	260	Fr.	Baltimore, Md. (Gilman School)
50	Strobel, Tom	DE	6-6	265	So./Fr.	Mentor, Ohio (Mentor)
76	Washington, Quinton ***	DT	6-4	301	5th	St. Stephen, S.C. (Timberland)
43	Wormley, Chris	DE	6-5	289	So./Fr.	Toledo, Ohio (Whitmer)

Linebacker

31	Benda, Nick	LB	6-0	210	So./Fr.	Champion, Mich. (Westwood)
97	Beyer, Brennen **	LB	6-3	250	Jr.	Canton, Mich. (Plymouth)
35	Bolden, Joe*	LB	6-3	225	So.	Cincinnati, Ohio (Colerain)
59	Doyle, Jack	LB	6-1	208	Fr.	Grosse Pointe Farms, Mich. (Grosse Pointe South)
42	Gedeon, Ben	LB	6-3	236	Fr.	Hudson, Ohio (Hudson)
4	Gordon, Cameron ***	LB	6-3	237	5th	Detroit, Mich. (Inkster)
37	Henderson, Bobby	LB	5-11	227	So./Fr.	Hopewell Junction, NY (John Jay)
52	Jenkins-Stone, Royce*	LB	6-2	225	So.	Detroit, Mich. (Cass Technical)
66	Liesman, Dan	LB	6-2	215	So./Fr.	Lansing, Mich. (Lansing Catholic)
3	McCray, Mike	LB	6-4	237	Fr.	Trotwood, Ohio (Trotwood-Madison)
48	Morgan, Desmond**	LB	6-1	228	Jr./So.	Holland, Mich. (West Ottawa)
15	Ross III, James *	LB	6-1	220	So.	Orchard Lake, Mich. (St. Mary's Prep)
47	Ryan, Jake **	LB	6-3	240	Sr./Jr.	Westlake, Ohio (St. Ignatius)

Secondary

32	Austin, Shaun	S	6-1	191	So./Fr.	Plymouth, Mich. (Plymouth)
11	Avery, Courtney ***	CB	5-11	175	Sr./Jr.	Mansfield, Ohio (Lexington)
34	Clark, Jeremy	S	6-4	205	So./Fr.	Madisonville, Ky. (Madisonville North Hopkins)
18	Countess, Blake *	CB	5-10	182	Jr./So.	Owings Mills, Md. (Our Lady of Good Counsel)
20	Dawson, Reon	DB	6-2	170	Fr.	Trotwood, Ohio (Trotwood-Madison)
29	Douglas, Ross	DB	5-10	176	Fr.	Avon, Ohio (Avon)
14	Furman, Josh **	S	6-2	202	Sr./Jr.	Annapolis, Md. (Old Mill Senior)
12	Gant, Allen	S	6-2	212	So./Fr.	Sylvania, Ohio (Southview)
30	Gordon, Thomas ***	S	5-11	210	5th	Detroit, Mich. (Cass Technical)
44	Hill, Delano	DB	6-0	205	Fr.	Detroit, Mich. (Cass Technical)
24	Hollowell, Delonte **	CB	5-9	180	Jr.	Detroit, Mich. (Cass Technical)
26	Lewis, Jourdan	DB	5-10	170	Fr.	Detroit, Mich. (Cass Technical)
36	Pearson, AJ	DB	6-0	199	So./Fr.	Johns Creek, Ga. (Northview)
13	Richardson, Terry*	CB	5-9	167	So.	Detroit, Mich. (Cass Technical)
8	Stribling, Channing	DB	6-2	171	Fr.	Matthews, N.C. (Butler)
6	Taylor, Raymon **	CB	5-10	186	Jr.	Detroit, Mich. (Highland Park)
25	Thomas, Dymonte	DB	6-2	190	Fr.	Alliance, Ohio (Marlington)
22	Wilson, Jarrod*	S	6-2	200	So.	Akron, Ohio (Buchtel)

Specialists

91	Allen, Kenny	K/P	6-3	226	So./Fr.	Fenton, Mich. (Fenton)
64	Duba, Brandon	LS	6-1	227	Fr.	Grandville, Mich. (Grandville)
34	Gibbons, Brendan ***	PK	6-1	240	5th	West Palm Beach, Fla. (Cardinal Newman)
54	Glanda, Jareth **	LS	6-3	256	5th	Rochester Hills, Mich. (Brother Rice)
27	Hagerup, Will ***	P	6-4	227	Sr.	Milwaukee, Wis. (Whitefish Bay)
46	McGrath, J.J.	K	6-2	249	Fr.	Macomb, Mich. (Lutheran North)
43	Sypniewski, Scott	LS	6-1	214	Fr.	Ottawa, Ill. (Marquette)
45	Wile, Matt **	PK	6-2	216	Jr.	San Diego, Calif. (Francis Parker)

20	Johnson, Drake	RB
10	Jones, Da'Mario	WR
89	Keizer, Jonathan	WR
36	Kerridge, Joe*	FB
26	Lewis, Jourdan	DB
66	Liesman, Dan	LB
70	Mateus, Kristian*	OL
46	McGrath, J.J.	K
91	Mitropoulos-Rundus, Alex	DL
48	Morgan, Desmond **	LB
15	Moore, Garrett	QB
7	Morris, Shane	QB
23	Norfleet, Dennis*	WR
53	Ojemudia, Mario*	DE
38	Rawls, Thomas **	RB
85	Reynolds, Joe **	WR
13	Richardson, Terry*	CB
15	Ross III, James*	LB
33	Shallman, Wyatt	RB
6	Taylor, Raymon **	DB
16	Wangler, Jack	WR
81	York, Csont'e	WR
Missouri (2)		
86	Chesson, Jehu	WR
56	Pipkins, Ondre*	DT
New York (2)		
37	Henderson, Bobby	LB
13	Swieca, Alex	QB
North Carolina (1)		
8	Stribling, Channing	DB
Ohio (24)		
11	Avery, Courtney ***	CB
55	Black, Jibreel ***	DE
35	Bolden, Joe*	LB
88	Butt, Jake	TE
33	Charlton, Taco	DE
57	Clark, Frank **	DE
20	Dawson, Reon	DB
29	Douglas, Ross	DB
83	Dukes, Jaron	WR
12	Gant, Allen	S
42	Gedeon, Ben	LB
92	Heitzman, Keith*	DE
69	Henry, Willie	DT
67	Kalis, Kyle	OL
3	McCray, Mike	LB
60	Miller, Jack*	OL
47	Ryan, Jake**	LB
32	Smith, De'Veon	RB
50	Strobel, Tom	DE
25	Thomas, Dymonte	DB
28	Toussaint, Fitzgerald ***	RB
84	Williams, A.J.*	TE
22	Wilson, Jarrod*	S
43	Wormley, Chris	DE
Pennsylvania (2)		
94	Paskorz, Jordan*	TE
57	Kugler, Patrick	OL
South Carolina (1)		
76	Washington, Quinton ***	DT
Tennessee (1)		
62	Bars, Blake	OL
Texas (1)		
8	Bellomy, Russell*	QB
Utah (1)		
39	Houma, Sione*	FB
Virginia (1)		
27	Green, Derrick	RB
Washington (1)		
63	Pliska, Ben	OL
Wisconsin (1)		
27	Hagerup, Will***	P

# HEAD COACH BRADY HOKE



## Conference Championships

MAC WEST (2007, 2008)

## Coach of the Year Honors

- National - Maxwell Football Club (2011)
- Big Ten - Hayes-Schembechler (Coaches - 2011)
- Big Ten - Dave McClain (Media - 2011, Media)
- MWC (2010)
- AFCA FBS Region 3 (2008)
- MAC (2008)

## At a Glance

Born: November 3, 1958 in Kettering, Ohio  
 High School: Fairmont East (1977)  
 College: Ball State, B.S., 1982  
 Wife: Laura  
 Children: Kelly

## Brady Hoke: Head Coach ■ Ball State (1982) Michigan W-L: 24-8 Second Season Big Ten W-L: 13-5

Brady Hoke was named the 19th head coach in University of Michigan football history on Jan. 11, 2011. A former assistant coach at U-M (1995-2002), Hoke led the Wolverines to a 19-7 record (12-4 Big Ten) in his first two seasons as head coach. Hoke led the Wolverines to an 11-2 record (6-2 Big Ten) and Allstate Sugar Bowl victory in his first season at the helm, while U-M finished the regular season 8-5 (6-2 Big Ten) to earn a bid to the Outback Bowl in 2012.

Hoke had previous head coaching stints at San Diego State from 2009-10, where he earned a 13-12 record, and his alma mater, Ball State, where he went 34-38 from 2003-08. Collectively, Hoke is 66-56 in 10 seasons as a head coach.

Hoke's first-season success in Ann Arbor was acknowledged across the country. He was named the Maxwell Football Club Collegiate Coach of the Year and was named a finalist for three other national Coach of the Year honors: Bear Bryant, Eddie Robinson and Liberty Mutual. The Big Ten Conference's coaches voted Hoke as the inaugural recipient of the Hayes-Schembechler Coach of the Year award, while the Big Ten media named him the Dave McClain Coach of the Year.

With four wins more than the 2010 squad (7-6), Hoke and the Wolverines tied Fielding Yost's 1901 team as the only two teams with a four-win improvement from the previous season. Yost's 1901 team went 11-0 following a 7-2-1 1900 season.

Only the legendary Yost precedes Hoke as a Michigan head coach to win 10 games in his first season. Hoke also became the fifth Big Ten coach to win at least 10 games in his first season as head coach, and became the third U-M coach to win his first six games (Fielding Yost-1901, Bennie Oosterbaan-1948). Nationally, Hoke became one of eight coaches to direct a team to a BCS bowl in his first season, while he became the third coach to direct a team to a BCS bowl victory in his first season. Hoke also became the first Michigan head coach to go undefeated at home in his first two seasons since Fielding Yost in 1901-02. The Wolverines were a perfect 8-0 at Michigan Stadium in 2011 and 6-0 at the Big House in 2012.

Since Hoke's arrival, the defense has improved from a unit that in 2010 ranked 108th in the Football Bowl Subdivision in scoring defense and 110th in yards allowed to one that ranked 11th in total defense and 16th in scoring defense in 2012. The unit also ranked second in passing defense, surrendering 155.2 yards per game, and it did not allow at 200-yard passer during the regular season.

Meanwhile, the offense continued its scoring pace in 2012 by averaging 30 points per game after scoring 33.3 points per game in 2011.

Ten Wolverines have earned All-Big Ten distinction in two seasons under Hoke, including back-to-back Big Ten Rimington-Pace Offensive Lineman of the Year winners in center David Molk (2011) and left tackle Taylor Lewan (2012). Molk and Lewan each earned All-America honors in those years, while Molk also was named the 2011 Rimington Trophy recipient.

The 2010 Mountain West Conference Coach of the Year, Hoke guided the Aztecs to a 9-4 record, marking the most victories since 1996 (8) while earning the program's first trip to a bowl game in 12 years, a 35-14 victory over Navy. Six of his players earned All-MWC first team honors in 2010, including running back Ronnie Hillman, the league's Freshman of the Year. Seven additional players earned second-team (4) honors and honorable mention (3). In 2009, Hoke's first season at San Diego State, five players were named to All-MWC teams, while 11 were MWC All-Academic selections.

As head coach at Ball State, he mentored players to 35 All-MAC selections in six years en route to a pair of bowl game appearances in 2007 and '08. The 2008 season marked the best season in program history, recording a school-record 12 wins and completing an undefeated Mid-American Conference regular-season campaign.

Collectively, Hoke has 30 years of collegiate coaching experience beginning with assistant positions at Grand Valley State (1983), Western Michigan (1984-86), Toledo (1987-88), Oregon State (1989-94) and Michigan (1995-2002). A defensive line coach at U-M, Hoke was part of three Big Ten champion teams (1997, '98, 2000), including the 1997 national champion and Rose Bowl winning squad. During his tenure, U-M posted a 76-23 overall record, claiming at least 10 victories on four occasions.

A 1982 graduate of Ball State University, Hoke earned four letters (1977-80) with the Cardinals. He was part of the only two teams in Ball State football history to post undefeated conference seasons: as a player in 1978, and as the head coach in 2008. Hoke led Ball State to the 1978 MAC championship, and as a team captain in 1980 earned All-MAC second-team honors. He graduated from Fairmont East High School in Kettering, Ohio, in 1977.

He and his wife, the former Laura Homberger, have one daughter, Kelly.

## BRADY HOKE'S YEAR-BY-YEAR COACHING RECORD

YEAR	SCHOOL	RECORD	CONFERENCE RECORD	POST-SEASON
2013	Michigan	5-1	1-1 Big Ten	
2012	Michigan	8-5	6-2 Big Ten	Outback Bowl (vs. South Carolina/L, 33-28)
2011	Michigan	11-2	6-2 Big Ten	Sugar Bowl (vs. Virginia Tech/W, 23-20 ot)
2010	San Diego State	9-4	5-3 MWC	Poinsettia Bowl (vs. Navy/W, 35-14)
2009	San Diego State	4-8	2-6 MWC	
2008	Ball State	12-1	8-0 MAC	MAC West champion, * Did not coach GMAC Bowl (vs. Tulsa/L, 45-13)
2007	Ball State	7-6	5-2 MAC	MAC West co-champ, International Bowl (vs. Rutgers/L, 52-30)
2006	Ball State	5-7	5-3 MAC	
2005	Ball State	4-7	4-4 MAC	
2004	Ball State	2-9	2-6 MAC	
2003	Ball State	4-8	3-5 MAC	
<b>U-M</b>	<b>3 Seasons</b>	<b>24-8</b>	<b>13-5 Big Ten</b>	
<b>SDSU</b>	<b>2 Seasons</b>	<b>13-12</b>	<b>7-9 MWC</b>	
<b>BSU</b>	<b>6 Seasons</b>	<b>34-38</b>	<b>27-20 MAC</b>	
<b>TOTAL</b>	<b>11 Seasons</b>	<b>71-58</b>	<b>47-34 Conference</b>	

**BRADY HOKE'S MILESTONE WINS**

Win	Opponent	Site	Date
1	Ball State 31, Indiana State 7	H	8/28/2003
10	Ball State 26, Eastern Michigan 25	A	11/12/2005
20	Ball State 27, Western Michigan 23	A	10/20/2007
30	Ball State 38, Eastern Michigan 16	H	10/25/2008
40	San Diego State 41, New Mexico St.	A	9/11/2010
50	Michigan 31, Eastern Michigan 3	H	9/17/2011
60	Michigan 44, Purdue 13	A	10/6/2012
70	Michigan 24, Connecticut 21	A	9/21/2013

**U-M SUPERLATIVES UNDER BRADY HOKE**

Overall:	24-8
At Home:	18-0
On the Road:	5-6
Neutral:	1-2
<b>By Month:</b>	
August:	1-0
September:	9-2
October:	7-3
November:	6-2
December:	0-0
January:	1-1
When Scoring First:	16-1
When Opponent Scored First:	8-7
When Scoring 20 or More Points:	23-3
When Scoring Less Than 20 Points:	1-5
When Leading at the Half:	19-1
When Trailing at the Half:	4-5
When Tied at the Half:	1-1
When Leading after 3 Quarters:	19-2
When Trailing after 3 Quarters:	4-6
When Tied after 3 Quarters:	0-0
In Overtime:	2-1
When Outrushing the Opponent:	19-3
With 35 or More Rushing Attempts:	17-6
With Less Than 30 Passing Attempts:	19-5
When Leading in Time of Possession:	15-5
When Trailing in Time of Possession:	9-3
On Turf:	21-4
On Grass:	3-4
When Leading in Takeaway/Turnover Ratio:	10-2
When Even in Takeaway/Turnover Ratio:	5-0
When Trailing in Takeaway/Turnover Ratio:	9-6
With an Individual 100-Yard Rusher:	14-3
With an Individual 200-Yard Passer:	10-3
250-Yard Passer:	6-0
With an Individual 100-Yard Receiver:	7-3
With an Individual Opponent 100-Yard Rusher:	4-5
With an Individual Opponent 200-Yard Passer:	7-2
250-Yard Passer:	5-1
With an Individual Opponent 100-Yard Receiver:	5-1



**AL BORGES**

Offensive Coordinator/QB



**DARRELL FUNK**

Offensive Line



**FRED JACKSON**

Running Backs



**JEFF HECKLINSKI**

Wide Receivers



**DAN FERRIGNO**

Special Teams/Tight Ends



**GREG MATTISON**

Defensive Coordinator/DL



**ROY MANNING**

Outside Linebackers



**MARK SMITH**

Inside Linebackers



**CURT MALLORY**

Secondary



**AARON WELLMAN**

Strength and Conditioning

**RECORD VERSUS OPPONENTS**

Conf./Team	Record
<b>Big Ten</b>	
Illinois	2-1
Indiana	1-2
Iowa	1-2
Michigan	0-1
Michigan State	1-1
Minnesota	3-0
Nebraska	1-1
Northwestern	2-0
Ohio State	1-1
Penn State	0-1
Purdue	2-2
<b>Totals</b>	<b>14-12</b>

<b>MAC</b>	
Akron	3-1
Bowling Green	0-3
Buffalo	2-1
Central Florida	1-0
Central Michigan	3-4
Eastern Michigan	5-2
Kent State	3-0
Massachusetts	1-0
Miami	2-2
Northern Illinois	3-3
Ohio	0-1
Toledo	4-2
Western Michigan	5-2
<b>Totals</b>	<b>32-21</b>

<b>Independent</b>	
Navy	3-0
Notre Dame	2-1
<b>Total</b>	<b>5-1</b>

<b>Mountain West</b>	
Air Force	2-1
BYU	0-2
Colorado State	2-0
New Mexico	2-0
San Diego State	1-0
TCU	0-2
UNLV	1-1
Utah	0-2
Wyoming	1-1
<b>Total</b>	<b>9-9</b>

<b>Big 12</b>	
Missouri	0-3
Nebraska	0-1
<b>Totals</b>	<b>0-4</b>

<b>Big East</b>	
Boston College	0-2
Pittsburgh	0-1
Rutgers	0-1
Virginia Tech	1-0
<b>Totals</b>	<b>1-4</b>

<b>ACC</b>	
Boston College	0-1

<b>AAC</b>	
Connecticut	1-0

<b>SEC</b>	
Alabama	0-1
Auburn	0-1
South Carolina	0-1
<b>Total</b>	<b>0-3</b>

<b>Sun Belt</b>	
Western Kentucky	2-0

<b>PAC 12</b>	
UCLA	0-1

<b>WAC</b>	
Idaho	0-1
New Mexico State	2-0
Utah State	1-0
<b>Total</b>	<b>3-1</b>

<b>FCS</b>	
Nicholls State	1-0
Southern Utah	1-0
Indiana State	1-0
North Dakota State	0-1
Northeastern	1-0
<b>Total</b>	<b>4-1</b>

<b>Totals</b>	<b>71-58</b>
---------------	--------------

# INDIVIDUAL CAREER BESTS

## TOP STATISTICAL LEADERS

### Rushing

**2013:** Devin Gardner (80 carries, 439 yards, 5.5 avg., 6 TDs)  
**Career:** Fitzgerald Toussaint (448 carries, 2,066 yards, 4.6 avg., 22 TDs)

### Passing

**2013:** Devin Gardner (86-146, 1,276 yards, 11 TDs)  
**Career:** Devin Gardner (179-305, 2,756 yards, 24 TDs)

### Receiving

**2013:** Jeremy Gallon (31 for 462 yards, 14.9 avg., 5 TDs)  
**Career:** Jeremy Gallon (115 for 1,793 yards, 15.6 avg., 13 TDs)

### Punt Returns

**2013:** Drew Dileo (6 for 44 yards, 7.3 avg., 0 TD)  
**Career:** Jeremy Gallon (42 for 303 yards, 7.2 avg., 0 TD)

### Kickoff Returns

**2013:** Dennis Norfleet (15 for 384 yards, 25.6 avg., 0 TDs)  
**Career:** Dennis Norfleet (50 for 1,211 yards, 24.2 avg., 0 TDs)

### Punting

**2013:** Matt Wile (21 for 838 yards, 39.9 avg., 4 I20)  
**Career:** Matt Wile (50 for 1,976 yards, 39.5 avg., 17 I20)

### Field Goals

**2013:** Brendan Gibbons (8-12, long 47 yards)  
**Career:** Brendan Gibbons (38-52, long 52 yards)

### Tackles

**2013:** Desmond Morgan (42; 23 solos, 19 assists)  
James Ross III (42; 18 solos, 24 assists)  
**Career:** Thomas Gordon (196; 114 solos, 82 assists)

### Tackles for Loss

**2013:** Frank Clark (4.5)  
**Career:** Jake Ryan (27 for 124 yards)

### Sacks

**2013:** Frank Clark (3.5)  
**Career:** Jake Ryan (7.5 for 43 yards)

### Interceptions

**2013:** Blake Countess (4 for 149 yards)  
**Career:** Blake Countess (4 for 149 yards)

### Pass Breakups

**2013:** Raymon Taylor (3)  
**Career:** Courtney Avery and Blake Countess (8)

## RUSHING

### Devin Gardner

Attempts: 24, at Penn State (Oct. 12, 2013)  
Yards: 121, at Penn State (Oct. 21, 2013)  
TDs: 3, vs. Iowa (Nov. 17, 2012)  
Long: 35, vs. Notre Dame (Sept. 7, 2013)

### Thomas Rawls

Attempts: 16, at Minnesota (Nov. 3, 2012)  
Yards: 90, vs. Illinois (Oct. 13, 2012)  
TDs: 1, five times, last vs. Central Michigan (Aug. 31, 2013)  
Long: 63, vs. Illinois (Oct. 13, 2012)

### Fitzgerald Toussaint

Attempts: 29, vs. Nebraska (Nov. 19, 2011)  
Yards: 192, at Illinois (Nov. 12, 2011)  
TDs: 2, seven times, last vs. Minnesota (Oct. 5, 2013)  
Long: 65, at Illinois (Nov. 12, 2011)

## PASSING

### Devin Gardner

Attempts: 36, vs. South Carolina (Jan. 1, 2013)  
Completions: 21, vs. Notre Dame (Sept. 7, 2013)  
Yards: 314, vs. Iowa (Nov. 17, 2012)  
TDs: 3, last at Penn State (Oct. 12, 2013)  
Long: 75, at Ohio State (Nov. 24, 2012)

### Shane Morris

Attempts: 6, vs. Central Michigan (Aug. 31, 2013)  
Completions: 4, vs. Central Michigan (Aug. 31, 2013)  
Yards: 59, vs. Central Michigan (Aug. 31, 2013)  
TDs: None  
Long: 36, vs. Central Michigan (Aug. 31, 2013)

## RECEIVING

### Drew Dileo

Catches: 4, twice, last at Minnesota (Nov. 3, 2012)  
Yards: 92, vs. Michigan State (Oct. 20, 2012)  
TDs: 1, four times, last vs. Notre Dame (Sept. 7, 2013)  
Long: 66, vs. Massachusetts (Sept. 15, 2012)

### Jeremy Gallon

Catches: 9, vs. South Carolina (Jan. 1, 2013)  
Yards: 184, vs. Notre Dame (Sept. 7, 2013)  
TDs: 3, vs. Notre Dame (Sept. 7, 2013)  
Long: 71, twice, last vs. Illinois (Oct. 13, 2012)

### Devin Funchess

Catches: 7, vs. Minnesota (Oct. 5, 2013)  
Yards: 151, vs. Minnesota (Oct. 5, 2013)  
TDs: 2, at Penn State (Oct. 12, 2013)  
Long: 59, at Penn State (Oct. 12, 2013)

### Jeremy Jackson

Catches: 2, five times, last vs. Notre Dame (Sept. 7, 2013)  
Yards: 31, at Ohio State (Nov. 27, 2010)  
TDs: None  
Long: 22, at Ohio State (Nov. 27, 2010)

### Joe Reynolds

Catches: 3, vs. Iowa (Nov. 17, 2012)  
Yards: 45, vs. Central Michigan (Aug. 31, 2013)  
TDs: None  
Long: 45, vs. Central Michigan (Aug. 31, 2013)

## DEFENSE

### Courtney Avery

Tackles: 7, vs. Wisconsin (Nov. 20, 2010)  
Solos: 5, at Purdue (Nov. 13, 2010)  
Asst: 4, vs. Wisconsin (Nov. 20, 2010)  
TFLs: 1.0, twice, last vs. Air Force (Sept. 8, 2012)  
Sacks: 0.5, vs. Purdue (Oct. 29, 2011)  
Int.: 1, twice, last vs. Ohio State (Nov. 26, 2011)  
FR: 1, three times, last at Minnesota (Nov. 3, 2012)  
PBUs: 2, vs. Bowling Green (Sept. 25, 2010)

### Brennen Beyer

Tackles: 4, three times, last vs. Minnesota (Oct. 5, 2013)  
Solos: 4, vs. Minnesota (Oct. 5, 2013)  
Asst: 3, at Ohio State (Nov. 24, 2012)  
TFLs: 2.0, vs. Central Michigan (Aug. 31, 2013)  
Sacks: 1, twice, last vs. Notre Dame (Sept. 7, 2013)  
Int.: None  
FR: None  
PBUs: None

### Jibreel Black

Tackles: 6, at Connecticut (Sept. 21, 2013)  
Solos: 3, two times, last vs. Eastern Michigan (Sept. 17, 2011)  
Asst: 5, at Connecticut (Sept. 21, 2013)  
TFLs: 2, vs. Massachusetts (Sept. 15, 2012)  
Sacks: 1, four times, last at Penn State (Oct. 12, 2013)  
Int.: None  
FR: None  
PBUs: 1, at Penn State (Oct. 12, 2013)

### Joe Bolden

Tackles: 10, vs. Air Force (Sept. 8, 2012)  
Solos: 5, twice, last at Penn State (Oct. 12, 2013)  
Asst: 6, vs. Air Force (Nov. 17, 2012)  
TFLs: 2.0, vs. Iowa (Nov. 17, 2012)  
Sacks: 1.0, vs. Massachusetts (Sept. 15, 2012)  
Int.: None  
FR: 1, vs. Northwestern (Nov. 10, 2012)  
PBUs: None

### Frank Clark

Tackles: 5, vs. Virginia Tech (Jan. 3, 2012)  
Solos: 3, twice, last at Connecticut (Sept. 21, 2013)  
Asst: 4, twice, vs. Virginia Tech (Jan. 3, 2012)  
TFLs: 2, five times, last at Penn State (Oct. 12, 2013)  
Sacks: 2, at Penn State (Oct. 12, 2013)  
Int.: 1, vs. Virginia Tech (Jan. 3, 2012)  
FR: 2, at Penn State (Oct. 12, 2013)  
PBUs: 2, vs. Massachusetts (Sept. 15, 2012)

### Blake Countess

Tackles: 8, vs. Virginia Tech (Jan. 3, 2012)  
Solos: 6, vs. Virginia Tech (Jan. 3, 2012)  
Asst: 3, four times, last vs. Akron (Sept. 14, 2013)  
TFLs: 2, at Connecticut (Sept. 21, 2013)  
Sacks: None  
Int.: 2, vs. Notre Dame (Sept. 7, 2011)  
FR: 1, at Ohio State (Nov. 24, 2012)  
PBUs: 2, vs. Minnesota (Oct. 1, 2011)

### Cam Gordon

Tackles: 15, at Indiana (Oct. 2, 2010)  
Solos: 12, at Indiana (Oct. 2, 2010)  
Asst: 5, twice, last vs. Illinois (Nov. 6, 2010)  
TFLs: 2.5, vs. Central Michigan (Aug. 31, 2013)  
Sacks: 2, vs. Central Michigan (Aug. 31, 2013)  
Int.: 1, twice, last at Indiana (Oct. 2, 2010)  
FR: 2, at Purdue (Nov. 13, 2010)  
PBUs: 1, seven times, last vs. Central Michigan (Aug. 31, 2013)

### Thomas Gordon

Tackles: 11, vs. Northwestern (Nov. 10, 2012)  
Solos: 8, vs. Northwestern (Nov. 10, 2012)  
Asst: 6, twice, last vs. Akron (Sept. 14, 2013)  
TFLs: 2, at Notre Dame (Sept. 11, 2010)  
Sacks: 1, three, last at Ohio State (Nov. 24, 2012)  
Int.: 1, three times, last at Purdue (Oct. 6, 2012)  
FR: 1, 4 times, last at Illinois (Nov. 12, 2011)  
PBUs: 1, four times, last at Connecticut (Sept. 21, 2013)

### Desmond Morgan

Tackles: 11, twice, last at Ohio State (Nov. 24, 2012)  
Solos: 7, vs. Northwestern (Nov. 10, 2012)  
Asst: 8, vs. Alabama (Sept. 1, 2012)  
TFLs: 2.0, twice, last vs. Akron (Sept. 14, 2013)  
Sacks: 1, vs. Ohio State (Nov. 26, 2011)  
Int.: 1, at Connecticut (Sept. 21, 2013)  
FR: 1, at Michigan State (Oct. 15, 2011)  
PBUs: 1, twice, last vs. Akron (Sept. 14, 2013)

## Mario Ojemudia

Tackles: 4, three times, last vs. Akron (Sept. 14, 2013)  
 Solos: 4, vs. Akron (Sept. 14, 2013)  
 Asst: 2, twice, last vs. Notre Dame (Sept. 7, 2013)  
 TFLs: 1.0, three times, last vs. Central Michigan (Aug. 31, 2013)  
 Sacks: 1, twice, last vs. Central Michigan (Aug. 31, 2013)  
 Int: 1, at Nebraska (Oct. 27, 2012)  
 FR: 1, vs. Illinois (Oct. 13, 2012)  
 PBUs: None

## James Ross III

Tackles: 12, vs. Iowa (Nov. 17, 2012)  
 Solos: 9, vs. Iowa (Nov. 17, 2012)  
 Asst: 5, vs. Minnesota (Oct. 5, 2013)  
 TFLs: 1, four times, last at Penn State (Oct. 12, 2013)  
 Sacks: 0.5, vs. Alabama (Sept. 12, 2012)  
 Int.: None  
 FR: None  
 PBUs: 1, twice, last vs. Akron (Sept. 14, 2013)

## Jake Ryan

Tackles: 11, twice, last vs. Illinois (Oct. 13, 2012)  
 Solos: 8, vs. Michigan State (Oct. 20, 2012)  
 Asst: 4, four times, last at Minnesota (Nov. 3, 2012)  
 TFLs: 4, vs. Virginia Tech (Jan. 3, 2012)  
 Sacks: 1.5, vs. Illinois (Oct. 13, 2012)  
 Int.: None  
 FR: 2, vs. San Diego State (Sept. 24, 2011)  
 PBUs: 1, vs. Notre Dame (Sept. 22, 2012)

## Raymon Taylor

Tackles: 11, vs. Notre Dame (Sept. 7, 2013)  
 Solos: 9, vs. Notre Dame (Sept. 7, 2013)  
 Asst: 4, twice, last at Connecticut (Sept. 21, 2013)  
 TFLs: 1, vs. Notre Dame (Sept. 7, 2013)  
 Sacks: 0.5, at Connecticut (Sept. 21, 2013)  
 Int.: 1, four times, last at Penn State (Oct. 12, 2013)  
 FR: 1, vs. Alabama (Sept. 1, 2012)  
 PBUs: 2, last at Penn State (Oct. 12, 2013)

## Quinton Washington

Tackles: 5, three times, last at Ohio State (Nov. 24, 2012)  
 Solos: 4, vs. Illinois (Oct. 13, 2012)  
 Asst: 4, at Ohio State (Nov. 24, 2012)  
 TFLs: 1, two times, last vs. South Carolina (Jan. 1, 2013)  
 Sacks: 1, vs. South Carolina (Jan. 1, 2013)  
 Int: None  
 FR: None  
 PBUs: None

## PUNT RETURNS

### Drew Dileo

Returns: 2, vs. Minnesota (Oct. 5, 2013)  
 Yards: 22, at Connecticut (Sept. 21, 2013)  
 TDs: None  
 Long: 24, at Connecticut (Sept. 21, 2013)

### Jeremy Gallon

Returns: 4, twice, last vs. Nebraska (Nov. 19, 2011)  
 Yards: 62, at Illinois (Nov. 12, 2011)  
 TDs: None  
 Long: 32, at Illinois (Nov. 12, 2011)

### Dennis Norfleet

Returns: 1, twice, last vs. Illinois (Oct. 13, 2012)  
 Yards: 42, vs. Illinois (Oct. 13, 2012)  
 TDs: None  
 Long: 42, vs. Illinois (Oct. 13, 2012)

## KICK RETURNS

### Drew Dileo

Returns: 6, at Ohio State (Nov. 27, 2010)  
 Yards: 118, at Ohio State (Nov. 27, 2010)  
 TDs: None  
 Long: 34, vs. Wisconsin (Nov. 20, 2010)

### Jeremy Gallon

Returns: 7, vs. Illinois (Nov. 6, 2010)  
 Yards: 139, vs. Illinois (Nov. 6, 2010)  
 TDs: None  
 Long: 47, at Penn State (Oct. 30, 2010)

### Dennis Norfleet

Returns: 8, vs. Alabama (Sept. 1, 2012)  
 Yards: 177, vs. Alabama (Sept. 1, 2012)  
 TDs: None  
 Long: 39 vs. Central Michigan (Aug. 31, 2013)

## KICKING

### Brendan Gibbons

Points: 16, at Penn State (Oct. 12, 2013)  
 FG Att.: 7, at Penn State (Oct. 12, 2013)  
 FG Made: 4, at Penn State (Oct. 12, 2013)  
 PATs: 8, twice, last vs. Central Michigan (Aug. 31, 2013)  
 Long FG: 52, at Nebraska (Oct. 27, 2012)

### Will Hagerup

Punts: 9, at Notre Dame (Sept. 11, 2010)  
 Yards: 353, vs. Alabama (Sept. 1, 2012)  
 Average: 51.0, vs. Connecticut (Sept. 4, 2010)  
 50+: 4, vs. Alabama (Sept. 1, 2012)  
 I-20: 3, at Michigan State, Oct. 15, 2011)  
 Long: 72, at Purdue (Nov. 13, 2010)

### Matt Wile

Punts: 5, twice, last at Connecticut (Sept. 21, 2013)  
 Yards: 212, vs. San Diego State (Sept. 24, 2011)  
 Average: 51.7 vs. Minnesota (Oct. 5, 2013)  
 50+: 2, twice, last vs. Minnesota (Oct. 5, 2013)  
 I-20: 3, vs. Illinois (Oct. 13, 2012)  
 Long: 56, vs. South Carolina (Jan. 1, 2013) 4

## 2013 BIG TEN FOOTBALL STANDINGS

### LEGENDS DIVISION

TEAM	BIG TEN	OVERALL
Nebraska	2-0	5-1
Michigan State	2-0	5-1
<b>Michigan</b>	<b>1-1</b>	<b>5-1</b>
Iowa	1-1	4-2
Northwestern	0-2	4-2
Minnesota	0-2	4-2

### LEADERS DIVISION

TEAM	BIG TEN	OVERALL
Ohio State	2-0	6-0
Wisconsin	2-1	4-2
Indiana	1-1	3-3
Penn State	1-1	4-2
Illinois	0-1	3-2
Purdue	0-2	1-5

# MICHIGAN STADIUM



Top 5 College Football Stadiums		
School	Stadium	Capacity
Michigan	Michigan	109,901
Penn State	Beaver	106,572
Tennessee	Neyland	102,455
Ohio State	Ohio	102,329
Alabama	Bryant-Denny	101,821

Game	Year	Attendance
Notre Dame	2013	115,109*
Notre Dame	2011	114,804
Ohio State	2011	114,132
Nebraska	2011	113,718
Connecticut	2010	113,090
Michigan State	2010	113,065
Iowa	2010	112,784
Central Michigan	2013	112,618
Air Force	2012	112,522
Wisconsin	2010	112,276

\* NCAA single-game record.

The football program is in its 87th season in the "Big House" in 2013, with a 402-120-15 all-time record at Michigan Stadium. The largest college football stadium in the country, it was completed in 1927 at a cost of \$950,000, initially seating 72,000 fans. Michigan won the first game played at Michigan Stadium, defeating Ohio Wesleyan, 33-0, on Oct. 1, 1927. The stadium was officially dedicated on Oct. 22, 1927, with a 21-0 shutout over Ohio State.

Since that inaugural season, the capacity of Michigan Stadium has increased nine times to its present 109,901. The Wolverines have led the nation in attendance 38 times in the past 39 years, and reestablished the NCAA single-game attendance record at 115,109 fans against Notre Dame in the second night game ever in Michigan Stadium in 2013. The previous mark was 114,804 fans against Notre Dame during the first-ever night game at Michigan Stadium in 2011.

Michigan has drawn crowds of 100,000-plus for 248 consecutive games. On football Saturdays in Ann Arbor, Michigan Stadium ranks as the fourth-largest "city" in the state of Michigan.

The Wolverines drew 659,406 fans for their six-game home schedule in 2012. The six-game average of 112,252 broke Michigan's NCAA record of 112,179 fans per contest set during the 2011 season.

Michigan Stadium was the first college-owned football facility with a video scoreboard above both end zones. It was also the first stadium to use electronic scoreboards for official time when, in 1930, two were installed.

**CAPACITY:** 109,901 -- the largest college-owned structures of its kind designed solely for football -- closer to the playing field with no running track -- no posts or other obstructions.

**COMPLETION:** 1927 --- at a cost in excess of \$950,000 to seat 72,000 spectators. Capacity raised to 84,401 by addition of temporary wooden bleachers until 1949 when permanent steel stands replaced the wooden bleachers, increasing the capacity to 97,239. Seating capacity then raised to 101,001 in 1956, 101,701 in 1973, 102,501 in 1992 and 107,501 in 1998.

**FIRST GAME:** October 1, 1927 -- Michigan led by Captain Bennie Oosterbaan, defeated Ohio Wesleyan, 33-0. LaVerne (Kip) Taylor, Michigan end, scored first in the stadium on a 28-yard pass from halfback Louis Gilbert.

**DEDICATION GAME:** October 22, 1927 -- Michigan defeated Ohio State, 21-0.

**REDEDICATION GAME:** September 4, 2010 -- Michigan defeated Connecticut, 30-10.

**ATTENDANCE:** Since 1927 -- 45,621,810 fans have watched the Wolverines play 537 games. Since expansion of the "Big House" in 1998, and the rededication in 2010, the single-game attendance record is 115,109 set against Notre Dame on Sept. 7, 2013. The NCAA season record of 897,431 was set in 2011.

**FIELD:** 360 x 160 feet -- Installed new FieldTurf in 2010. The original FieldTurf surface was installed in 2003, returning Michigan to an artificial surface for the first time since the 1990 season. Installed Prescription Athletic Turf in 1991, giving Michigan its first natural grass field since 1968. Field was also lowered 3-1/2 feet allowing better sightlines for those seated in the lower rows.

## Michigan Stadium Milestone Games

No.	Date	Opponent	Result	Score
1	Oct. 1, 1927	Ohio Wesleyan	W	33-0
50	Nov. 2, 1935	Pennsylvania	W	16-6
100	Sept. 15, 1945	Great Lakes	W	27-2
200	Oct. 14, 1961	Michigan State	L	0-28
250	Oct. 11, 1969	Purdue	W	31-20
300	Sept. 24, 1977	Navy	W	14-7
400	Sept. 11, 1993	Notre Dame	L	23-27
500	Sept. 27, 2008	Wisconsin	W	27-25

## Michigan Stadium Milestone Wins

No.	Date	Opponent	Score
1	Oct. 1, 1927	Ohio Wesleyan	33-0
50	Sept. 27, 1941	Michigan State	19-7
100	Oct. 11, 1952	Indiana	28-13
200	Oct. 18, 1975	Northwestern	69-0
250	Oct. 27, 1984	Illinois	26-18
300	Aug. 26, 1995	Virginia	18-17
350	Oct. 25, 2003	Purdue	31-3
400	Sept. 7, 2013	Notre Dame	41-30

## University of Michigan Home Stadiums

Stadium	Years	Games	Win	Loss	Tie	Capacity (Yr)
Ann Arbor Sites.....	1883-1892	18	17	1	0	
Regents Field.....	1893-1905	92	87	2	3	400 (1893) 800 (1896)
Ferry Field.....	1906-1926	104	88	14	2	18,000 (1906) 25,000 (1914) 40,000 (1921) 46,000 (1926)
Michigan Stadium.....	1927-2012	537	402	120	15	72,000 (1927) 84,401 (1927) 85,753 (1928) 97,239 (1949) 101,001 (1956) 101,701 (1973) 102,501 (1992) 107,501 (1998) 106,201 (2008) 109,901 (2010)
<b>Total Ann Arbor Record</b>		<b>751</b>	<b>594</b>	<b>137</b>	<b>20</b>	
In Detroit	1879-1901	18	12	5	1	
<b>Total Home Record</b>		<b>769</b>	<b>606</b>	<b>142</b>	<b>21</b>	

## 100,000-Plus Crowds at Michigan Stadium

The football program has played 248 consecutive home games in front of crowds in excess of 100,000. The last time Michigan did not have 100,000 in attendance in Michigan Stadium was on Oct. 25, 1975 vs. Indiana. A crowd of 93,857 was on hand for the 55-7 Michigan victory.

Since then, Michigan has set numerous NCAA attendance marks and the Wolverines have led the nation for 38 of the past 39 seasons in attendance.

**GAME 1:**  
**Michigan vs. Central Michigan**  
**Michigan Stadium**  
**August 31, 2013**  
**112,618**

1st ... 2nd ... 3rd ... 4th ... FINAL

Central Michigan . 3 ..... 3 ..... 0 ..... 3 ..... 9  
 Michigan ..... 14 ..... 21 ..... 21 ..... 3 ..... 59

ANN ARBOR, Mich. -- Senior/junior quarterback Devin Gardner accounted for 214 total yards (162 passing, 52 rushing) and three touchdowns in leading the University of Michigan football team (No. 17 AP/No. 17/USA Today) to a resounding 59-9 victory over Central Michigan on Saturday (Aug. 31) at Michigan Stadium. The Wolverines amassed 242 yards rushing and outgained the Chippewas, 463-210, in the season-opening rout.

Three Wolverine players had at least 50 yards rushing and four players had at least 40 yards receiving. Gardner and fifth-year senior running back Fitzgerald Toussaint each had two rushing touchdowns, while junior Thomas Rawls and freshman Derrick Green had one apiece. Fifth-year senior wide receiver Jeremy Gallon was the team's leading receiver, hauling in four passes for 47 yards and one touchdown.

Junior linebacker Desmond Morgan led the defense with seven tackles. Fifth-year senior linebacker Cameron Gordon collected two sacks. The Michigan defense allowed only 12 first downs and forced three turnovers (two fumbles, one interception).

Michigan got on the board first by way of special teams. As the Chippewas punted away their first possession of the game, freshman defensive back Dymonte Thomas burst through the line to block it. The ball was scooped up by fifth-year senior wide receiver Joe Reynolds and returned 29 yards for a touchdown to give U-M an early 7-0 lead.

The Wolverines forced Central Michigan to punt on their second possession but started deep in their own territory. On the second play from scrimmage, Gardner attempted to hit senior wide receiver Drew Dileo on a short out-route but was instead intercepted. In the shadow of their own goal line, the Wolverines held on the first three plays, forcing Central Michigan into a fourth-and-goal from the one-yard line. A delay of game penalty pushed the Chippewas back five yards, forcing them to settle for a 23-yard field goal that cut the score to 7-3 with 9:39 to play in the first quarter.

Gardner made plays with his legs on Michigan's next drive that led to a touchdown. On third-and-four near midfield, he was chased out of the pocket right but found Dileo open over the middle of the field for a 36-yard completion. On the next play, Gardner ran again, using down-field blocks to score on a 22-yard run to put U-M up 14-3 with 7:26 to play in the first quarter.

After another Central Michigan punt, the Wolverines scored again, set up by a 38-yard reverse from sophomore wide receiver Dennis Norfleet. Gardner was 4-for-5 for 40 yards on the drive, which was capped with a one-yard

touchdown run by Toussaint, making the score 21-3 in the early moments of the second quarter.


Central Michigan converted Gardner's second interception into three points to make the score 21-6. He responded on the team's next possession, however, engineering an 11-play, 76-yard drive that ended in a 16-yard touchdown pass to Gallon to make the score 28-6 with 2:04 to play in the first half.

The Wolverines tacked on another TD before halftime, as junior defensive back Raymon Taylor intercepted Central Michigan quarterback Alex Niznak and returned it 51 yards to set up the score. With 28 seconds left, Gardner scampered four yards for a touchdown, and the Wolverines led 35-6 heading into the locker room at halftime.

Michigan continued to score in the second half, as Toussaint ran it in from one yard out for his second score of the game to increase the lead to 42-6. The drive was set up off a 45-yard pass from Gardner to Reynolds that went down to the one-yard line. On the next offensive possession, Green and fellow true freshman De'Veon Smith combined for 55 yards on 10 carries, including a one-yard touchdown run by Green, making the score 49-6 with 4:55 left to play in the third quarter.

Freshman quarterback Shane Morris made his collegiate debut near the end of the third quarter, taking Michigan down the field for another touchdown. Rawls finished the drive with a five-yard touchdown run to increase the lead to 56-6 with one second left in the third quarter.

The teams traded field goals to start the fourth quarter. The Chippewas converted on a 33-yard attempt to make the score 56-9. On the next drive, Morris threw an interception, but the Michigan defense got it right back on a fumble recovery. Freshman defensive back Channing Stribling forced it, and junior defensive back Delonte Hollowell recovered, leading to a 30-yard field goal by fifth-year senior Brendan Gibbons, putting the score at 59-9 with 6:59 to play in the game.



**SCORING SUMMARY**

**First Quarter**  
 MICH: REYNOLDS, J. 30 yd blocked punt return (GIBBONS, B. kick)  
 CMU: GOLUZZI, R. 23 yd field goal  
 MICH: GARDNER, D. 22 yd run (GIBBONS, B. kick)

**Second Quarter**  
 MICH: TOUSSAINT, F. 1 yd run (GIBBONS, B. kick)  
 CMU: COLUZZI, R. 27 yd field goal  
 MICH: GALLON, J. 16 yd reception (GIBBONS, B. kick)  
 MICH: GARDNER, D. 4 yd run (GIBBONS, B. kick)

**Third Quarter**  
 MICH: TOUSSAINT, F. 2 yd run (GIBBONS, B. kick)  
 MICH: GREEN, D. 1 yd run (GIBBONS, B. kick)  
 MICH: RAWLS, T. 5 yd run (GIBBONS, B. kick)

**Fourth Quarter**  
 CMU: COLUZZI, R. 33 yd field goal  
 MICH: GIBBONS, B. 30 yd field goal

**TEAM STATISTICS**

Category	U-M	CMU
FIRST DOWNS	22	12
RUSHES-YARDS (NET)	47-242	29-66
PASSING YDS (NET)	221	144
Passes Att-Comp-Int	14-21-3	13-28-1
TOTAL OFFENSE	463	210
Fumble Returns-Yards	0-0	0-0
Punt Returns-Yards	4-40	0-0
Kickoff Returns-Yards	4-106	5-108
Interceptions-Yards	1-54	3-43
Punts (Number-Avg)	1-51.0	7-39.6
Fumbles-Lost	1-0	2-1
Penalties-Yards	7-55	8-74
Possession Time	34:16	25:44
Third-Down Conv.	10-of-15	4-of-14
Fourth-Down Conv.	2-of-2	0-of-0
Red-Zone	7-of-7	3-of-3

**INDIVIDUAL STATISTICS**

**RUSHING:** CMU - LAVALLI, S. 10-52; GARLAND, A. 4-16; TIPTON, Z. 4-10. **MICH** - GREEN, D. 11-58; TOUSSAINT, F. 14-57; GARDNER, D. 7-52; NORFLEET, D. 1-38; SMITH, D. 7-12; RAWLS, T. 3-12; JOHNSON, D. 2-9; HAYES, J. 1-7.

**PASSING:** CMU - NIZNAK, A. 11-21-1-131; KATER, C. 2-6-0-13. **MICH** - GARDNER, D. 10-15-2-162; 4-6-1-59.

**RECEIVING:** CMU - FLORY, A. 4-79; DAVIS, T. 2-28; BUTLER, D. 2-8; WILLIAMS, C. 1-17; WALKER, M. 1-8; CHAPMAN, W. 1-7; MCCORD, B. 1-1. **MICH** - GALLON, J. 4-47; FUNCHESS, D. 2-47; DILEO, D. 2-43; NORFLEET, D. 2-15; REYNOLDS, J. 1-45; JACKSON, J. 1-17; BUTT, J. 1-8.





**GAME 2:**  
**Michigan vs. Notre Dame**  
**Michigan Stadium**  
**September 7, 2013**  
**115,109**

	1st	2nd	3rd	4th	FINAL
Notre Dame	7	6	7	10	30
Michigan	10	17	7	7	41

ANN ARBOR, Mich. -- Senior/junior quarterback Devin Gardner accounted for 376 yards of total offense and five touchdowns, while fifth-year senior wide receiver Jeremy Gallon set career highs in both receiving yards (184) and touchdowns (three) to guide the No. 17-ranked University of Michigan football team to a 41-30 victory over No. 14 Notre Dame on Saturday (Sept. 7) in the second-ever night game at Michigan Stadium. The win is the program's 400th at the Big House.

Right before kickoff, Gardner was awarded the No. 98 jersey, the number designated to newly minted Michigan Football Legend Tom Harmon. The U-M quarterback is the first player to wear that number since Harmon in 1940, a span of 73 years. Officially, Gardner went 21-of-33 for 294 yards and four touchdowns through the air, adding 13 rushes for 82 yards and one touchdown. Michigan fifth-year senior running back Fitzgerald Toussaint carried the ball 22 times for 71 yards.

Shining under the lights defensively, junior cornerback Raymon Taylor led the team with 11 tackles, while junior/sophomore cornerback Blake Countess had six tackles and two interceptions.

With Michigan clinging to a four-point lead late in the fourth quarter, Gardner orchestrated a 10-play, 75-yard drive that ended with a four-yard touchdown pass to senior wide receiver Drew Dileo, putting the Wolverines back ahead by two scores at 41-30 with 4:18 to play. The drive was kept alive by two defensive pass interference calls against the Notre Dame secondary, both of which came on third downs.

After a penalty on the ensuing kickoff allowed Notre Dame to start at the 35-yard line, the Fighting Irish marched all the way to the Michigan six-yard line with less than two minutes to play. Notre Dame quarterback Tommy Rees fired a pass into the end zone that was initially deflected by Taylor. The ball hung in the air until Countess pulled it down for the interception.

The Michigan defense was stout on the opening drive of the game, forcing Notre Dame into a three-and-out. The Wolverines took over on their own 32-yard line and marched 41 yards in 10 plays, getting points on a successful 44-yard field goal attempt by fifth-year senior Brendan Gibbons -- his 15th consecutive made field goal, a new school record.

Michigan took possession after the defense forced another three-and-out. Back-to-back runs from Toussaint netted 16 total yards on the drive's first two plays. On the third, Gardner found Gallon wide open, and as Fighting Irish defenders converged to make the tackle, the Wolverines wideout slipped

away and ran straight to the end zone to complete a 61-yard touchdown reception with 5:35 left in the first quarter. Gibbons tacked on the extra point to make it 10-0 early.

However, Notre Dame tied up the score. First, on a third-and-goal from four-yard line, Rees found TJ Jones in the back of the end zone after it went through the hands of George Atkinson III, the intended receiver. On the second possession, kicker Kyle Brindza tacked on a 44-yard field goal with 14:05 left in the first half.

Gardner then engineered a 12-play, 75-yard drive to put the Maize and Blue back up a touchdown. On a third-and-goal from the 14-yard line, Gardner threw into the end zone, but pass interference was called on Notre Dame, giving Michigan an automatic first down at the two-yard line. On the next play, Gardner kept it on the option, running it in to put the score at 17-10 after the extra point.

The two teams traded field goals on each of their next possessions. Brindza initially cut the lead to 17-13 after a successful 24-yard field goal attempt, but Gibbons matched it, connecting from 38 yards out.

On the ensuing Notre Dame drive, Rees was flushed out of the pocket left on second down and threw an interception to Countess, who returned it 30 yards all the way to the Notre Dame 23-yard line, setting the Michigan offense up with its best starting field position of the day. Four plays later, Gardner found Gallon in the front of the end zone on a comeback route for the 12-yard touchdown, increasing the advantage to 24-10 heading into halftime.

Michigan punted on its first possession to start the third quarter, before Rees took the Fighting Irish down the field in a 12-play, 90-yard drive, finishing with a 20-yard touchdown pass to Troy Niklas, bringing the score to 27-20.

The Wolverines got it back on the next drive, however, with the Gardner-to-Gallon combo playing a big part once again. After Gardner scrambled for a first down on a third-and-eight, he hooked up with Gallon for a 41-yard gain over the middle to set Michigan up at the Notre Dame 25-yard line. Three plays later, the duo connected again, this time for a 13-yard touchdown to put the score back at two touchdowns (34-20) with 1:54 left in the third quarter.

The Fighting Irish drove down the field on the next possession, but the Michigan defense turned them away, stopping a fourth-and-four from the Michigan 17-yard line. Soon after, Gardner was chased into his own end zone and threw up a pass attempt that was intercepted by Fighting Irish defensive end Stephon Tuitt for a touchdown. After Michigan challenged the ruling, the call was confirmed, putting the score at 34-27 with 12:06 to play in the game.

With 9:15 to play, Brindza added another field goal, this time from 40 yards, cutting the lead to four at 34-30.

**SCORING SUMMARY**

**First Quarter**  
 MICH: GIBBONS, B. 44 yd field goal  
 MICH: GALLON, J. 61 yd reception (GIBBONS, B. kick)  
 ND: JONES, T. 4 yd reception (BRINDZA kick)

**Second Quarter**  
 ND: BRINDZA 44 yd field goal  
 MICH: GARDNER, D. 2 yd run  
 ND: BRINDZA 24 yd field goal  
 MICH: GIBBONS, B. 38 yd field goal  
 MICH: GALLON, J. 12 yd reception (GIBBONS, B. kick)

**Third Quarter**  
 ND: NIKLAS 20 yd reception ((BRINDZA kick)  
 MICH: GALLON, J. 13 yd reception (GIBBONS, B. kick)

**Fourth Quarter**  
 ND: TUITT 0 yd interception return (BRINDZA kick)  
 ND: BRINDZA 40 yd field goal  
 MICH: DILEO, D. 4 yd reception (GIBBONS, B. kick)

**TEAM STATISTICS**

Category	U-M	ND
FIRST DOWNS	25	23
RUSHES-YARDS (NET)	39-166	19-96
PASSING YDS (NET)	294	312
Passes Att-Comp-Int	21-33-1	29-53-2
TOTAL OFFENSE	460	410
Fumble Returns-Yards	0-0	0-0
Punt Returns-Yards	1-0	1-18
Kickoff Returns-Yard	8-484	7-449
Interceptions-Yards	2-30	1-0
Punts (Number-Avg)	3-31.3	2-40.0
Fumbles-Lost	1-0	0-0
Penalties-Yards	6-50	4-33
Possession Time	34:04	25:56
Third-Down Conv.	6-of-12	8-of-15
Fourth-Down Conv.	0-of-0	0-of-2
Red-Zone	4-of-4	3-of-5

**INDIVIDUAL STATISTICS**

**RUSHING: ND** - CARLISLE 12-64; ATKINSON, G. 5-37; MCDANIEL 1-4. **MICH** - GARDNER, D. 13-82; TOUSSAINT, F. 22-71; GALLON, J. 1-14; NOR-FLEET, D. 1-1.

**PASSING: ND** - REES 29-51-2; TEAM 0-1-0. **MICH** - GARDNER, D. 21-33-1.

**RECEIVING: ND** - JONES 9-94; NIKLAS 6-76; DANIELS 6-63; BROWN, 3-28; CARLISLE 2-9; ATKINSON 1-16; PROSISE 1-16; ROBINSON 1-12. **MICH** - GALLON, J. 8-184; FUNCHESS, D. 3-19; DILEO, D. 3-18; BUTT, J. 2-17; JACKSON, J. - 2-13; TOUSSAINT, F. 1-31; REYNOLDS, J. 1-10; NOR-FLEET, D. 1-2.



**GAME 3:**  
**Michigan vs. Akron**  
**Michigan Stadium**  
**September 14, 2013**  
**107,120**

	1st ... 2nd ... 3rd ... 4th ... FINAL
Akron .....	3 ..... 0 ..... 7 ..... 14 ..... 24
Michigan.....	7 ..... 0 ..... 14 ..... 7 ..... 28

ANN ARBOR, Mich. -- The No. 11-ranked University of Michigan football team used a goal-line stand as time expired to hang on for a 28-24 win over Akron on Saturday, Sept. 14, in front of 107,120 at Michigan Stadium.

Senior/junior quarterback Devin Gardner went 16-for-30 with 248 yards and two touchdowns passing and accounted for 103 yards rushing with one touchdown. Fifth-year senior running back Fitzgerald Toussaint rushed for 71 yards and one touchdown, with fifth-year senior wide receiver Jeremy Gallon catching six passes for 66 yards and sophomore tight end Devin Funchess grabbing two passes for 65 yards and a touchdown.

On the defensive side of the ball, sophomore linebacker James Ross III led the way with 10 tackles, including one for a loss. Meanwhile, sophomore safety Jarrod Wilson and sophomore defensive back Blake Countess each recorded an interception.

Michigan wasted no time getting on the board, scoring on its sixth play of the day when Gardner found Funchess for a 48-yard touchdown with 10:29 remaining in the first quarter for a 7-0 lead.

Akron came up empty on its next offensive series but forced the Maize and Blue into a short punt of 21 yards on its next possession to start at U-M's 31-yard line. With the short field, the Zips cut the Wolverine lead to four, 7-3, on a 45-yard field goal from Robert Stein with 2:59 showing on the clock in the first quarter.

Following the exchange of scores, neither team put another point on the board for the rest of the half. Michigan turned the ball over three times and missed on a 45-yard field goal, with Akron turning the ball over once and missing on 45- and 55-yard field goals to give U-M a 7-3 lead at the break.

Starting at its own 27-yard line to start the second half, Michigan went three-and-out. After the 54-yard punt, Akron began its first possession of the second half at its own 25-yard line. The Zips orchestrated a 10-play drive, culminating in a Kyle Pohl 28-yard touchdown pass to Zach D'Orazio. Following the successful PAT from Robert Stein, Akron took a 10-7 lead with 9:56 to go in the third.

After having his first run of the drive called back for a holding penalty, Toussaint ripped off a 24-yard run from U-M's 36-yard line to jumpstart Michigan's second offensive series of the half. Following Toussaint's four-yard rush on the next play, Gardner scampered 36 yards for Michigan's second touchdown of the afternoon. With the good PAT from fifth-year senior Brendan Gibbons (West Palm Beach, Fla./Cardinal Newman), Michigan regained the lead, 14-10, with 8:13 remaining in the third.

The Wolverines forced an Akron punt on the ensuing possession, taking over at its own 15-yard line with 7:14 to go in the quarter. After Gardner fumbled and recovered on the first play of the drive for a loss of six yards, he took off for a 35-yard gain on the next play to advance to the 46-yard line. Five plays later, Gardner found sophomore/freshman wide receiver Jehu Chesson (St. Louis, Mo./Ladue Horton Watkins) for a 33-yard touchdown to increase Michigan's lead to 21-10 with 3:23 left in the third. Chesson's first career catch and TD.

Akron responded with its third interception of Gardner on the day to start the fourth quarter, with Justin March picking off Gardner and returning it 27 yards to the end zone just 14 seconds into the quarter. After converting the point after, Akron trimmed the Michigan lead to four points, 21-17.

With the Zips threatening to score on Michigan's two-yard line, Wilson picked off Pohl's pass in the end zone. U-M came up empty on its next possession, with Akron taking over at its 33-yard line. The Zips strung together an 11-play, 67-yard scoring drive to take a 24-21 lead with 4:10 remaining. After having a 40-yard pass originally ruled a touchdown overturned, Akron cashed in on third down from the one-yard line for the three-point advantage.

After his first pass of the drive was batted down on the next Michigan possession, Gardner took off on a 35-yard run to enter Akron territory. The Wolverines then took advantage of pass interference by Akron in the end zone, moving to the two-yard line. Toussaint then punched it in on first down, putting Michigan on top, 28-24, with 2:49 remaining.

Akron marched down the field on its final possession of the game, using three big plays to reach the Michigan one-yard line with 15 seconds left. Passes of 24 and 21 yards coupled with a rush of 19 yards set the Zips up a yard away from the end zone. A pitch to the right was unsuccessful on first down, leaving Akron with three yards and five seconds to score. Junior linebacker Brennen Beyer broke through the line untouched to rush Pohl, whose pass fell incomplete in the end zone as time expired.

**SCORING SUMMARY**

**First Quarter**  
 MICH: FUNCHESS, D. 48-yd reception (GIBBONS, B. kick)  
 AKRON: STEIN, R. 45-yd field goal

**Third Quarter**  
 AKRON: D'ORAZIO, Z. 28-yd reception (STEIN, R. kick)  
 MICH: GARDNER, D. 36-yd run (GIBBONS, B. kick)  
 MICH: CHESSON, J. 33-yd receptions (GIBBONS, B. kick)

**Fourth Quarter**  
 AKRON: MARCH, J. 27-yd INT return (STEIN, R. kick)  
 AKRON: GOODMAN, T. 1-yd receptions (STEIN, R. kick)  
 MICH: TOUSSAINT, F. 2-yd run (GIBBONS, B. kick)

**TEAM STATISTICS**

Category	U-M	Akron
FIRST DOWNS	19	21
RUSHES-YARDS (NET)	177	107
PASSING YDS (NET)	248	311
Passes Att-Comp-Int	16-30-3	25-49-2
TOTAL OFFENSE	425	418
Fumble Returns-Yards	0-0	0-0
Punt Returns-Yards	1-9	2-9
Kickoff Returns-Yard	4-64	3-61
Interceptions-Yards	2-47	3-53
Punts (Number-Avg)	4-33.0	5-44.4
Fumbles-Lost	2-1	0-0
Penalties-Yards	5-45	5-38
Possession Time	26:44	33:16
Third-Down Conv.	3-of-10	9-of-18
Fourth-Down Conv.	0-of-0	0-of-1
Red-Zone	1-of-3	1-of-3

**INDIVIDUAL STATISTICS**

**RUSHING:** AKRON - CHISHOLM, J. 15-58; HUNDLEY, C. 9-38; POHL, K 3-11, BRODERICK, A. 1-3; JONES, D.J. 1-2. MICH: GARDNER, D. 10-103; TOUSSAINT, F. 19-71; GREEN, D. 1-3; CHESSON, J. 1-2.

**PASSING:** AKRON - POHL, K. 25-49-2. MICH: GARDNER, D. 16-30-3.

**RECEIVING:** AKRON: D'ORAZIO, Z. 6-97; SMITH, L.T. 5-125; PRATT, A. 3-24; CHISOHLM, J. 3-16; GOODMAN, T. 3-16; FRIESON, D. 2-1; DILLARD, J. 1-24; TRAYLOR-BENN, M. 1-5; HUNDLEY, C. 1-3. MICH: GALLON, J. 6-66; FUNCHESS, D. 2-65; BUTT, J. 2-27; NORFLEET, D. 2-20; CHESSON, J. 1-33; TOUSSAINT, F. 1-27; HOUMA, S. 1-9; REYNOLDS, J. 1-1.

**GAME 4:**  
**Michigan at Connecticut**  
**Rentschler Field**  
**September 21, 2013**  
**42,704**

	1st	2nd	3rd	4th	FINAL
Michigan.....	7	0	7	10	24
Connecticut.....	0	14	7	0	21

East Hartford, Conn. -- The University of Michigan football team (No. 15 AP, No. 14 USA Today) came away with a 24-21 victory at Connecticut on Saturday, Sept. 21, overcoming a two-touchdown deficit with 17 unanswered points -- punctuated with a 21-yard field goal from senior kicker Brendan Gibbons with 4:36 to play -- in front of a record-breaking crowd at Rentschler Field.

Fifth-year senior running back Fitzgerald Toussaint scored two second-half touchdowns and rushed for 120 yards, marking the sixth time in his career he eclipsed 100 yards on the ground. U-M's rushing attack combined to compile nearly 200 yards and three scores, with senior/junior quarterback Devin Gardner contributing 64 yards and one touchdown.

On defense, junior linebacker Desmond Morgan came up with a leaping, one-handed interception and long return in the fourth that set up the second of Toussaint's two touchdowns. The Michigan front seven frequently found its way into the Connecticut backfield, led by junior defensive end Frank Clark, who recorded two of Michigan's season-best four sacks.

The Wolverines opened the scoring towards the end of the first quarter when a defensive pass interference call set up a third-down 17-yard touchdown run by Gardner. The U-M offense faced four third downs during the drive.

Connecticut followed up with a three-and-out and amassed just one first down in the first quarter.

After another UConn three-and-out and three straight U-M drives that ended with punts, the Huskies broke through when tight end Spencer Parker reeled in an 11-yard throw over the middle from quarterback Chandler Whitmer to draw the game even at seven apiece.

On Michigan's next possession, Gardner threw his second interception of the evening, but the Wolverine defense held strong. However, the resulting punt bounced off a U-M player and was recovered by Connecticut just nine yards from the Michigan end zone. Two plays later, Whitmer connected with running back Lyle McCombs for a seven-yard score, and the Huskies entered halftime up, 14-7.

Michigan received the ball to begin the second half, but on a quarterback sneak attempt on third-and-short, Gardner fumbled and Connecticut safety Ty-Meer Brown picked it up and ran 35 yards into the end zone to give the Huskies a two-touchdown lead.

The two sides traded short drives, before the U-M offense found its rhythm when Toussaint took a pitch from Gardner for a 35-yard touchdown, turning it into a one-score contest.

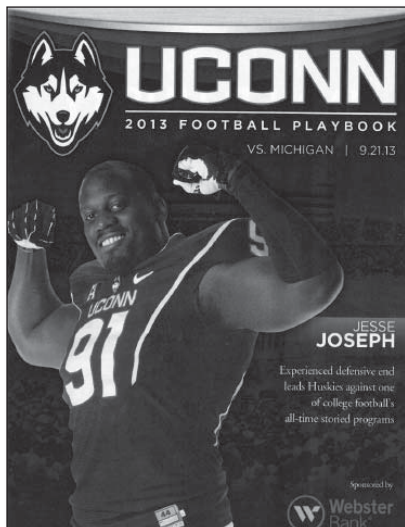
The home side responded by driving deep into Michigan territory, but a key sack by junior cornerback Raymon Taylor forced a long field goal attempt. The Huskies' kicker Chad Christen followed by hooking his 46-yard try wide left.

Following the miss, Michigan marched from its own 29-yard line deep into Connecticut territory, but a Gardner dash on fourth down came up just short.

On Connecticut's first possession in the fourth quarter, Morgan jumped and snared a throw across the middle from Whitner and returned it to the 12-yard line. On the following play, Toussaint got to the outside and into the end zone to tie the game at 21-all with 10 minutes remaining.

After another three-and-out by the Connecticut offense, senior wide receiver Drew Dileo's 24-yard punt return helped set up a 21-yard chip shot from Gibbons, who has converted 17 of his last 18 attempts, with 4:36 to go.

The Huskies had one last drive but were stymied, highlighted by Clark's second sack on the night.



**SCORING SUMMARY**

**First Quarter**  
 MICH: GARDNER, D. 17-yd run (GIBBONS, B. kick)

**Second Quarter**  
 UCONN: PARKER, S. 11-yd reception (CHRISTEN, C. kick)  
 UCONN: MCCOMBS, L. 7-yd reception (CHRISTEN, C. kick)

**Third Quarter**  
 UCONN: BROWN, T. 34-yd fumble recovery (CHRISTEN, C. kick)  
 MICH: TOUSSAINT, F. 35-yd run (GIBBONS, B. kick)

**Fourth Quarter**  
 MICH: TOUSSAINT, F. 12-yd run (GIBBONS, B. kick)  
 MICH: GIBBONS, B. 21-yd field goal

**TEAM STATISTICS**

Category	U-M	UCONN
FIRST DOWNS	19	12
RUSHES-YARDS (NET)	192	47
PASSING YDS (NET)	97	159
Passes Att-Comp-Int	11-23-2	16-32-1
TOTAL OFFENSE	289	206
Fumble Returns-Yards	0-0	1-34
Punt Returns-Yards	4-22	5-20
Kickoff Returns-Yard	2-45	0-0
Interceptions-Yards	1-29	2-0
Punts (Number-Avg)	5-42.4	8-38.1
Fumbles-Lost	4-2	2-0
Penalties-Yards	5-45	6-70
Possession Time	35:47	24:13
Third-Down Conv.	7-of-17	1-of-11
Fourth-Down Conv.	0-of-1	0-of-1
Red-Zone	3-of-3	2-of-2

**INDIVIDUAL STATISTICS**

**RUSHING: MICH** - TOUSSAINT, F. 24-120; GARDNER, D. 19-64; NORFLEET, D. 2-14. **UCONN** - MCCOMBS, L. 8-38; DELORENZO, M. 6-23; FOXF, D. 2-16; HYPOLITE, M. 1-7.

**PASSING: MICH** - GARDNER, D. 11-23-2. **UCONN** WHITMER, C. - 16-31-1.

**RECEIVING: MICH** - GALLON, J. 4-31; CHESSON, J. 2-23; TOUSSAINT, F. 2-7; DILEO, D. 1-13; BUTT, J. 1-9. **UCONN** - FOXF, D. 5-60; DAVIS, G. 4-52; MCCOMBS, L. 3-3; MCQUILLAN, S. 2-27; PARKER, S. 2-17.

**GAME 5:**  
**Michigan vs. Minnesota**  
**Michigan Stadium**  
**October 5, 2013**  
**111,079**

	1st ...	2nd ...	3rd ...	4th ...	FINAL
Minnesota .....	7	0	3	3	13
Michigan.....	7	7	14	14	42

ANN ARBOR, Mich. -- Senior/junior quarter-back Devin Gardner threw for 235 yards and two touchdowns, while sophomore tight end Devin Funchess set career highs in receptions (seven) and yards (151) to lead the University of Michigan football team to a 42-13 victory over Minnesota on Saturday (Oct. 5) inside Michigan Stadium to retain the Little Brown Jug. With the win, the Wolverines have won 31 of their last 32 Big Ten openers dating back to 1982.

Fifth-year senior running back Fitzgerald Toussaint rushed 17 times for 78 yards and two scores. Junior linebacker Desmond Morgan produced 10 tackles, while sophomore line-backer James Ross III contributed nine.

Michigan won the toss, deferred to the second half and caused a turnover on the first Minnesota possession, as senior Jibreel Black forced a fumble that was recovered by Ross III at Minnesota's 35-yard line. The offense ran the ball six consecutive times, culminating with an eight-yard touchdown scamper by Toussaint. The Golden Gophers answered quickly, however, engineering a 16-play, 75-yard drive to knot up the score at 7-7 with 52 seconds left in the first quarter. Minnesota converted on all five third-down opportunities during the drive, which ended with a seven-yard touchdown pass from Mitch Leidner to Maxx Williams.

The second quarter was dominated by special teams. After Minnesota downed a punt at Michigan's own two-yard line, the Wolverines moved the ball down the field slightly before answering with a field-position play of their own, as junior Matt Wile booted a punt that was touched dead at the Golden Gophers' one-yard line. The Michigan defense forced a stop and took over the next drive at the Minnesota 38-yard line, setting the offense up with short field. Facing a third-and-14 from the 24-yard line and only 1:31 left on the clock before halftime, Gardner fired a touchdown pass to Funchess to put Michigan up 14-7 heading into the break.

The Wolverines opened up a two-touchdown lead to start the second half, moving 75 yards in nine plays. The key play of the drive once again came on a third-and-long situation, as Gardner hooked up with Funchess for a 21-yard gain to the Minnesota two-yard line. After the call on the field was confirmed via replay, freshman Derrick Green punched it in on the next play,

putting Michigan up 21-7 with 10:08 left in the third quarter.

Minnesota then got three points back on a 44-yard field goal by Chris Hawthorne with 4:26 left in the third quarter, cutting the lead to 21-10.

Michigan answered that field goal, however, with a 12-yard TD run by Toussaint, his second of the afternoon. Gardner made three plays to keep the drive alive, including back-to-back completions -- to senior Drew Dileo and fifth-year senior Jeremy Gallon -- that totaled 42 yards. Three plays after Gallon's reception, on a third-and-five, Gardner scrambled for 13 yards to the 12-yard line, setting up Toussaint's touchdown run on the next play to make the score 28-10 as the third quarter drew to a close.

With 10:07 to play in the game, Minnesota once again cut into the lead, as Hawthorne booted another field goal, this time from 27 yards, making the score 28-13.

Michigan put the game out of reach with two fourth-quarter touchdowns, the first of which was a two-yard touchdown run by Gardner with 2:36 to play. The Wolverines were faced with two third-and-longs on the drive, but Gardner connected with Funchess on both of them, the last being a 46-yard bomb to the Minnesota four-yard line. Three plays later, Gardner faked a handoff and rolled out to the right for the two-yard touchdown, giving Michigan a 35-13 lead. Just 1:17 later, junior/sophomore Blake Countess sealed the win with a pick-six, intercepting Leidner and returning it 72 yards for the touchdown, capping the scoring at 42-13.



**SCORING SUMMARY**

**First Quarter**  
 MICH: TOUSSAINT, F. 8-yd run (GIBBONS, B. kick)  
 MINN: WILLIAMS, M. 7-yd reception (HAWTHORNE, C. kick)

**Second Quarter**  
 MICH: FUNCHESS, D. 24-yd reception (GIBBONS, B. kick)

**Third Quarter**  
 MICH: GREEN, D. 2-yd run (GIBBONS, B. kick)  
 MINN: HAWTHORNE, C. 44-yd field goal  
 MICH: TOUSSAINT, F. 12-yd run (GIBBONS, B. kick)

**Fourth Quarter**  
 MICH: GARDNER, D. 2-yd run (GIBBONS, B. kick)  
 MICH: COUNTLESS, B. 72-yd interception return (GIBBONS, B. kick)

**TEAM STATISTICS**

Category	U-M	MINN
FIRST DOWNS	17	16
RUSHES-YARDS (NET)	35-113	41-136
PASSING YDS (NET)	235	145
Passes Att-Comp-Int	13-17-0	14-21-1
TOTAL OFFENSE	348	281
Fumble Returns-Yards	0-0	0-0
Punt Returns-Yards	2-13	1-18
Kickoff Returns-Yard	2-52	5-93
Interceptions-Yards	1-72	0-0
Punts (Number-Avg)	3-51.7	3-38.3
Fumbles-Lost	1-0	2-1
Penalties-Yards	2-10	6-35
Possession Time	26:12	33:48
Third-Down Conv.	10-of-13	8-of-15
Fourth-Down Conv.	0-of-0	1-of-1
Red-Zone	5-of-5	2-of-2

**INDIVIDUAL STATISTICS**

**RUSHING: MINN** - LEIDNER, M. 18-66; WILLIAMS, R. 8-33; COBB, D. 7-22; GILLUM, J. 2-9; KIRKWOOD, D. 5-6; JONES, D. 1-0. **MICH** - TOUSSAINT, F. 17-78; GREEN, D. 10-23; GARDNER, D. 7-17.

**PASSING: MINN** - LEIDNER, M. 14-21-1. **MICH** - GARDNER, D. 13-17-0.

**RECEIVING: MINN** - WILLIAMS, M. 5-54; WOLITARSKY, D. 2-27; ENGEL, D. 2-22; COBB, D. 2-6; KIRKWOOD, D. 1-14; MEZZENGA, G. 1-12; WILLIAMS, R. 1-10. **MICH** - FUNCHESS, D. 7-151; CHESSON, J. 3-33; GALLON, J. 2-39; DILEO, D. 1-12.

**GAME 6:**  
**Michigan at Penn State**  
**Beaver Stadium**  
**October 12, 2013**  
**107,884**

	1st.....	2nd..	3rd...	4th ...	OT	FINAL
Michigan	10.....	0 .....	17.....	7.....	6.....	40
Penn State	7 .....	14.....	3 .....	10.....	9.....	43

STATE COLLEGE, Pa. -- The University of Michigan football team (No. 18 AP, No. 16 USA Today) was unable to hold on to a lead with less than a minute left in regulation and was outlasted by Penn State, 43-40, in four overtimes on Saturday night (Oct. 12) at Beaver Stadium.

A two-yard rushing touchdown by PSU running back Bill Belton gave the Nittany Lions the win after Michigan kicked a field goal on the first possession of the fourth overtime period.

Senior/junior quarterback Devin Gardner (Detroit, Mich./Inkster) totaled 361 yards and three total touchdowns, while sophomore tight end Frank Clark (Cleveland, Ohio/Glenville) recorded two sacks and recovered two fumbles, including one he returned for a touchdown.

The teams traded interceptions in the first quarter, with U-M's coming from sophomore safety Jarrod Wilson (Akron, Ohio/Akron Buchtel). Penn State's INT resulted in the game's first touchdown.

However, U-M responded in a hurry, as Gardner found sophomore tight end Devin Funchess (Farmington Hills, Mich./Harrison) for a 59-yard catch-and-run touchdown at 8:19 of the opening quarter.

Michigan then took the lead following fifth-year senior Brendan Gibbons' (West Palm Beach, Fla./Cardinal Newman) 47-yard field goal.

The Nittany Lions outscored U-M, 14-0, in the second quarter, thanks in part to two U-M turnovers, and carried a 21-10 lead into half.

On the first play from scrimmage of the second half, sophomore linebacker James Ross III (Orchard Lake, Mich./Saint Mary's Prep) forced a fumble that Clark returned 24 yards for a TD.

A few minutes later, junior cornerback Raymon Taylor (Highland Park, Ill./Highland Park) notched his second pick of the year in Penn State territory, setting up a 23-yard Gibbons FG.

Penn State then stretched the lead to four (24-20) with a 45-yard field goal.

A 16-yard TD catch from fifth-year senior wide-out Jeremy Gallon (Apopka, Fla./Apopka) -- his first since he recorded three earlier this season against Notre Dame (Sept. 7) -- returned the

lead to U-M.

That lead became 34-24 after Gardner found Funchess from 34 yards out with 10:28 to play in regulation.

A Penn State field goal brought the score back within seven at 34-27, and despite the Wolverines running the clock down to the one-minute mark, a delay-of-game penalty forced U-M to punt with a short field.

The Nittany Lions used three long passes and a sneak to tie the game with just 27 ticks left.

U-M had a chance to win it on a 52-yard try by Gibbons with a few ticks left, but it fell short.

Michigan won the toss and chose to begin the first overtime on defense, which forced PSU to a miss a field goal, but Gibbons' 40-yarder was blocked.

In OT two, the teams traded field goals, forcing a third overtime -- only the third in program history.

Clark recovered a fumble on the first Penn State play, but Gibbons' sixth attempt of the night, from 33 yards, sailed wide left.

The Wolverine offense opened with the ball, but a false start forced U-M into a long and unsuccessful third down, forcing U-M to settle for a 40-yard field goal.

Penn State's winning score followed a successful rush on fourth-and-one and a third-down pass interference call on Michigan, putting the ball on the Wolverines' two-yard line.



**SCORING SUMMARY**

**First Quarter**  
 PSU: Felder, B. 12-yd reception (FICKEN, S. kick)  
 MICH: Funchess, D. 59-yd reception (GIBBONS, B. kick)  
 MICH: Gibbons, B. 47-yd field goal

**Second Quarter**  
 PSU: James, J. 20-yd reception (FICKEN, S. kick)  
 PSU: Felder, B. 24-yd reception (FICKEN, S. kick)

**Third Quarter**  
 MICH: CLARK, F. 24-yd fumble return (GIBBONS, B. kick)  
 MICH: Gibbons, B. 23-yd field goal  
 PSU: Ficken, S. 45-yd field goal  
 MICH: Gallon, J. 16-yd reception (GIBBONS, B. kick)

**Fourth Quarter**  
 MICH: Funchess, D. 37-yd reception (GIBBONS, B. kick)  
 PSU: Ficken, S. 43-yd field goal  
 PSU: Hackenberg, C. 1-yd run (FICKEN, S. kick)

**Overtime**  
 MICH: Gibbons, B. 25-yd field goal  
 PSU: Ficken, S. 36-yd field goal  
 MICH: Gibbons, B. 40-yd field goal  
 PSU: Belton, B. 2-yd run

**TEAM STATISTICS**

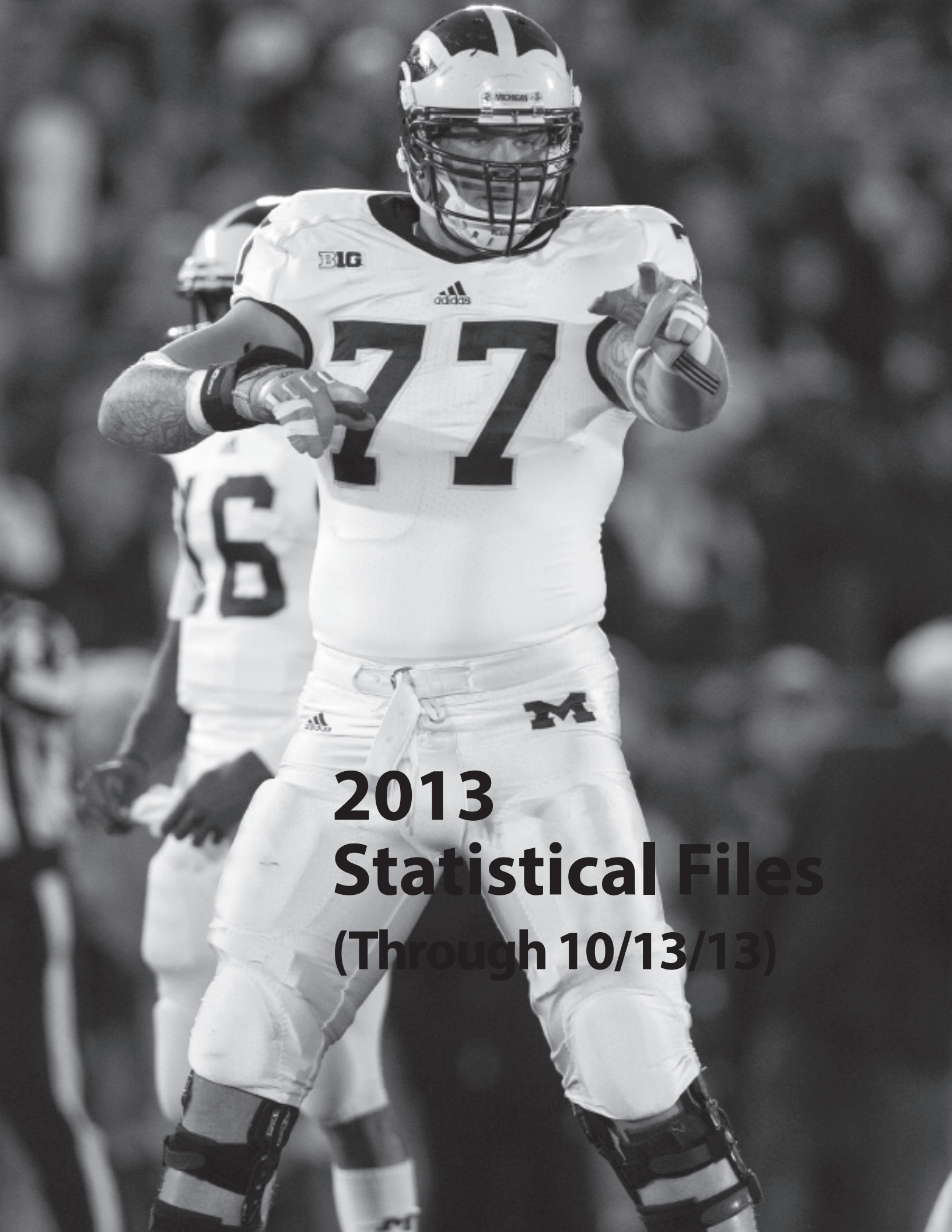
Category	U-M	PSU
FIRST DOWNS	21	24
RUSHES-YARDS (NET)	54-149	44-85
PASSING YDS (NET)	240	305
Passes Att-Comp-Int	15-29-2	23-45-2
TOTAL OFFENSE	389	390
Fumble Returns-Yards	1-24	0-0
Punt Returns-Yards	0-0	3-26
Kickoff Returns-Yard	6-154	2-39
Interceptions-Yards	2-5	2-32
Punts (Number-Avg)	6-40.8	4-44.8
Fumbles-Lost	2-1	2-2
Penalties-Yards	7-62	5-56
Possession Time	36:13	23:47
Third-Down Conv.	4-of-18	3-of-16
Fourth-Down Conv.	0-of-0	2-of-3
Red-Zone	2-of-3	5-of-6

**INDIVIDUAL STATISTICS**

**RUSHING:** MICH - GARDNER, D. 24-121; TOUSSAINT, F. 27-27; GREEN, D. 3-1. PSU - BELTON, B. 27-85; ZWINAK, Z. 8-24; TEAM 2 --2; ROBINSON, A. 1 --6; HACKENBERG, C. 6 --16.

**PASSING:** MICH - GARDNER, D. 15-28-2; TEAM 0-1-0. PSU - HACKENBERG, C. 23-44-2; TEAM 0-1-0.

**RECEIVING:** MICH - GALLON, J. 7-95; FUNCHESS, D. 4-112; DILEO, D. 1-13; CHESSON, J. 1-9; BUTT, J. 1-6; HAYES, J. 1-5. PSU - FELDER, B. 6-97; JAMES, J. 6-67; ROBINSON, A. 5-84; BELTON, B. 3-26. CARTER, K. 2-24; ANDERSON, R. 1-7.



**2013  
Statistical Files  
(Through 10/13/13)**

**2013 Michigan Football**  
**Michigan Game Results (as of Oct 12, 2013)**  
**All games**

<b>Date</b>	<b>Opponent</b>		<b>Score</b>	<b>Overall</b>	<b>Conference</b>	<b>Time</b>	<b>Attend</b>
Aug 31, 2013	CENTRAL MICHIGAN	W	59-9	1-0	0-0	3:10	112618
Sep 07, 2013	NOTRE DAME	W	41-30	2-0	0-0	3:30	115109
Sep 14, 2013	AKRON	W	28-24	3-0	0-0	3:19	107120
Sep 21, 2013	at UConn	W	24-21	4-0	0-0	3:16	42704
* Oct 05, 2013	MINNESOTA	W	42-13	5-0	1-0	2:56	111079
* Oct 12, 2013	at Penn State	Lo	40-43	5-1	1-1	4:11	107884

2013 MICHIGAN WOLVERINES GAME-BY-GAME OFFENSE

OPP	---1ST DOWNS---				DOWN CONV.		NET OFF		---RUSHING---			-----PASSING-----					-----TDs-----			FGs	FUM	PEN	PUNTS	
	T	R	P	P	3RD	4TH	TOT	PL	TOT	ATT	AVG	NET	SA-YDS	ATT-COMP	TD	IN	R	P	Rt	M-A	No-Ls	No-Yds	No-Avg	TOP
CMU	22	9	11	2	10/15	2/2	463	68	242	47	5.1	221	1- 3	21-14	1	3	6	1	1	1-1	1-0	7-55	1-51.0	34:16
ND	25	11	11	3	6/12	0/0	460	72	166	39	4.3	294	1- 8	33-21	4	1	1	4	0	2-2	1-0	6-50	3-31.3	34:04
AKRON	19	8	10	1	3/10	0/0	425	62	177	32	5.5	248	1-10	30-16	2	3	2	2	0	0-1	2-1	5-45	4-33.0	26:44
AT CONN	19	11	6	2	7/17	0/1	289	72	192	49	3.9	97	3-24	23-11	0	2	3	0	0	1-1	4-2	5-45	5-42.4	35:47
MINN	17	7	10	0	10/13	0/0	348	52	113	35	3.2	235	1- 9	17-13	1	0	4	1	1	0-0	1-0	2-10	3-51.7	26:12
AT PSU	21	9	9	3	4/18	0/0	389	83	149	54	2.8	240	3-22	29-15	3	2	0	3	1	4-7	2-1	7-62	6-40.8	36:13
IND																								
AT MSU																								
NEB																								
AT NW																								
AT IOWA																								
OSU																								
<b>TOTAL</b>	<b>123</b>	<b>55</b>	<b>57</b>	<b>11</b>	<b>40/85</b>	<b>2/3</b>	<b>2374</b>	<b>409</b>	<b>1039</b>	<b>256</b>	<b>4.1</b>	<b>1335</b>	<b>10-76</b>	<b>153-90</b>	<b>11</b>	<b>11</b>	<b>16</b>	<b>11</b>	<b>3</b>	<b>8-12</b>	<b>11-4</b>	<b>32-267</b>	<b>22-40.4</b>	<b>32:13</b>

2013 MICHIGAN WOLVERINES GAME-BY-GAME DEFENSE

OPP	---1ST DOWNS---				DOWN CONV.		NET OFF		---RUSHING---			-----PASSING-----					-----TDs-----			FGs	FUM	PEN	PUNTS	
	T	R	P	P	3RD	4TH	TOT	PL	TOT	ATT	AVG	NET	SA-YDS	ATT-COMP	TD	IN	R	P	Rt	M-A	No-Ls	No-Yds	No-Avg	TOP
CMU	12	5	6	1	4/14	0/0	210	57	66	29	2.3	144	4-22	28-13	0	1	0	0	0	3-3	2-1	8-74	7-39.6	25:44
ND	23	7	16	0	8/15	0/2	410	72	96	19	5.1	314	1- 9	53-29	2	2	0	2	1	3-3	0-0	4-33	2-40.0	25:56
AKRON	21	6	14	1	9/18	0/1	418	79	107	30	3.6	311	0- 0	49-25	2	2	0	2	1	1-3	0-0	5-38	5-44.4	33:16
AT CONN	12	5	7	0	1/11	0/1	206	57	47	25	1.9	159	4-31	32-16	2	1	0	2	1	0-1	2-0	6-70	8-38.1	24:13
MINN	16	9	7	0	8/15	1/1	281	62	136	41	3.3	145	1- 3	21-14	1	1	0	1	0	2-2	2-1	6-35	3-38.3	33:48
AT PSU	24	6	16	2	3/16	2/3	390	89	85	44	1.9	305	4-16	45-23	3	2	2	3	0	3-5	2-2	5-56	4-44.8	23:47
IND																								
AT MSU																								
NEB																								
AT NW																								
AT IOWA																								
OSU																								
<b>TOTAL</b>	<b>108</b>	<b>38</b>	<b>66</b>	<b>4</b>	<b>33/89</b>	<b>3/8</b>	<b>1915</b>	<b>416</b>	<b>537</b>	<b>188</b>	<b>2.9</b>	<b>1378</b>	<b>14-81</b>	<b>228-120</b>	<b>10</b>	<b>9</b>	<b>2</b>	<b>10</b>	<b>3</b>	<b>12-17</b>	<b>8-4</b>	<b>34-306</b>	<b>29-40.6</b>	<b>27:47</b>



**2013 Michigan Football**  
**Michigan Overall Team Statistics (as of Oct 12, 2013)**  
**All games**

<b>Team Statistics</b>	<b>MICH</b>	<b>OPP</b>
SCORING	234	140
Points Per Game	39.0	23.3
FIRST DOWNS	123	108
Rushing	55	38
Passing	57	66
Penalty	11	4
RUSHING YARDAGE	1039	537
Yards gained rushing	1234	667
Yards lost rushing	195	130
Rushing Attempts	256	188
Average Per Rush	4.1	2.9
Average Per Game	173.2	89.5
TDs Rushing	16	2
PASSING YARDAGE	1335	1378
Comp-Att-Int	90-153-11	120-228-9
Average Per Pass	8.7	6.0
Average Per Catch	14.8	11.5
Average Per Game	222.5	229.7
TDs Passing	11	10
TOTAL OFFENSE	2374	1915
Total Plays	409	416
Average Per Play	5.8	4.6
Average Per Game	395.7	319.2
KICK RETURNS: #-Yards	21-499	17-377
PUNT RETURNS: #-Yards	12-84	12-91
INT RETURNS: #-Yards	9-237	11-128
KICK RETURN AVERAGE	23.8	22.2
PUNT RETURN AVERAGE	7.0	7.6
INT RETURN AVERAGE	26.3	11.6
FUMBLES-LOST	11-4	8-4
PENALTIES-Yards	32-267	34-306
Average Per Game	44.5	51.0
PUNTS-Yards	22-889	29-1178
Average Per Punt	40.4	40.6
Net punt average	35.4	35.7
KICKOFFS-Yards	42-2542	31-1905
Average Per Kick	60.5	61.5
Net kick average	45.3	37.3
TIME OF POSSESSION/Game	32:13	27:47
3RD-DOWN Conversions	40/85	33/89
3rd-Down Pct	47%	37%
4TH-DOWN Conversions	2/3	3/8
4th-Down Pct	67%	38%
SACKS BY-Yards	14-81	10-76
MISC YARDS	0	-7
TOUCHDOWNS SCORED	30	15
FIELD GOALS-ATTEMPTS	8-12	12-17
ON-SIDE KICKS	0-0	0-0
RED-ZONE SCORES	(22-25) 88%	(16-21) 76%
RED-ZONE TOUCHDOWNS	(19-25) 76%	(9-21) 43%
PAT-ATTEMPTS	(30-30) 100%	(14-14) 100%
ATTENDANCE	445926	150588
Games/Avg Per Game	4/111482	2/75294
Neutral Site Games		0/0

<b>Score by Quarters</b>	<b>1st</b>	<b>2nd</b>	<b>3rd</b>	<b>4th</b>	<b>OT</b>	<b>Total</b>
Michigan	55	45	80	48	6	234
Opponents	27	37	27	40	9	140

**2013 Michigan Football**  
**Michigan Individual Season/Career Statistics (as of Oct 12, 2013)**  
**All games**

	SEASON									CAREER								
<b>Rushing</b>	gp	att	gain	loss	net	avg	td	lg	avg/g	gp	att	gain	loss	net	avg	td	lg	avg/g
Gardner, Devin	6	80	557	118	439	5.5	6	36	73.2	31	159	876	262	614	3.9	15	36	19.8
Toussaint, F.	6	123	475	51	424	3.4	7	35	70.7	34	448	2208	142	2066	4.6	22	65	60.8
Green, Derrick	6	26	90	6	84	3.2	2	30	14.0	6	26	90	6	84	3.2	2	30	14.0
Norfleet, D.	6	4	53	0	53	13.2	0	38	8.8	19	6	67	1	66	11.0	0	38	3.5
Gallon, Jeremy	6	1	14	0	14	14.0	0	14	2.3	44	15	107	0	107	7.1	0	14	2.4
Smith, De'Veon	6	7	13	1	12	1.7	0	4	2.0	6	7	13	1	12	1.7	0	4	2.0
Rawls, Thomas	6	3	14	2	12	4.0	1	9	2.0	24	73	340	7	333	4.6	5	63	13.9
Johnson, Drake	1	2	9	0	9	4.5	0	7	9.0	1	2	9	0	9	4.5	0	7	9.0
Hayes, Justice	5	1	7	0	7	7.0	0	7	1.4	11	19	99	9	90	4.7	1	24	8.2
Chesson, Jehu	6	2	2	1	1	0.5	0	2	0.2	6	2	2	1	1	0.5	0	2	0.2
Morris, Shane	3	1	0	3	-3	-3.0	0	0	-1.0	3	1	0	3	-3	-3.0	0	0	-1.0
TEAM	5	6	0	13	-13	-2.2	0	0	-2.6									
Total	6	256	1234	195	1039	4.1	16	38	173.2									
Opponents	6	188	667	130	537	2.9	2	19	89.5									
<b>Passing</b>	gp	effic	comp-att-int	pct	yds	td	lg	avg/g	gp	effic	comp-att-int	pct	yds	td	lg	avg/g		
Gardner, Devin	6	143.48	86-146-10	58.9	1276	11	61	212.7	31	150.07	179-305-16	58.7	2756	24	75	88.9		
Morris, Shane	3	115.93	4-6-1	66.7	59	0	36	19.7	3	115.93	4-6-1	66.7	59	0	36	19.7		
TEAM	5	0.00	0-1-0	0.0	0	0	0	0.0										
Total	6	141.46	90-153-11	58.8	1335	11	61	222.5										
Opponents	6	109.98	120-228-9	52.6	1378	10	43	229.7										
<b>Receiving</b>	gp	no.	yds	avg	td	lg	avg/g	gp	no.	yds	avg	td	lg	avg/g				
Gallon, Jeremy	6	31	462	14.9	5	61	77.0	44	115	1793	15.6	13	71	40.8				
Funchess, Devin	6	19	408	21.5	4	59	68.0	19	34	642	18.9	9	59	33.8				
Dileo, Drew	6	8	99	12.4	1	36	16.5	38	38	554	14.6	5	66	14.6				
Chesson, Jehu	6	7	98	14.0	1	33	16.3	6	7	98	14.0	1	33	16.3				
Butt, Jake	6	7	67	9.6	0	14	11.2	6	7	67	9.6	0	14	11.2				
Toussaint, F.	6	5	64	12.8	0	31	10.7	34	18	159	8.8	2	31	4.7				
Norfleet, D.	6	5	37	7.4	0	15	6.2	19	5	37	7.4	0	15	1.9				
Reynolds, Joe	6	3	56	18.7	0	45	9.3	23	6	78	13.0	0	45	3.4				
Jackson, Jeremy	6	3	30	10.0	0	17	5.0	42	14	152	10.9	0	22	3.6				
Houma, Sione	6	1	9	9.0	0	9	1.5	19	1	9	9.0	0	9	0.5				
Hayes, Justice	5	1	5	5.0	0	5	1.0	11	1	5	5.0	0	5	0.5				
Total	6	90	1335	14.8	11	61	222.5											
Opponents	6	120	1378	11.5	10	43	229.7											
<b>Total Offense</b>	g	plays	rush	pass	total	avg/g	g	plays	rush	pass	total	avg/g						
Gardner, Devin	6	226	439	1276	1715	285.8	31	464	614	2756	3370	108.7						
Toussaint, F.	6	123	424	0	424	70.7	34	448	2066	0	2066	60.8						
Green, Derrick	6	26	84	0	84	14.0	6	26	84	0	84	14.0						
Morris, Shane	3	7	-3	59	56	18.7	3	7	-3	59	56	18.7						
Norfleet, D.	6	4	53	0	53	8.8	19	6	66	0	66	3.5						
Gallon, Jeremy	6	1	14	0	14	2.3	44	15	107	0	107	2.4						
Smith, De'Veon	6	7	12	0	12	2.0	6	7	12	0	12	2.0						
Rawls, Thomas	6	3	12	0	12	2.0	24	73	333	0	333	13.9						
Johnson, Drake	1	2	9	0	9	9.0	1	2	9	0	9	9.0						
Hayes, Justice	5	1	7	0	7	1.4	11	19	90	0	90	8.2						
Chesson, Jehu	6	2	1	0	1	0.2	6	2	1	0	1	0.2						
TEAM	5	7	-13	0	-13	-2.6												
Total	6	409	1039	1335	2374	395.7												
Opponents	6	416	537	1378	1915	319.2												

**2013 Michigan Football**  
**Michigan Individual Season/Career Statistics (as of Oct 12, 2013)**  
**All games**

Scoring	SEASON					CAREER										
	td	fg	PAT			dpx	saf	pts	td	fg	PAT			dpx	saf	pts
kick	rush	rcv	pass	kick	rush				rcv	pass						
Gibbons, B.	-	8-12	30-30	-	-	-	-	54	-	38-52	142-144	-	-	-	-	256
Toussaint, F.	7	-	-	-	-	-	-	42	24	-	-	-	-	-	-	144
Gardner, Devin	6	-	-	-	-	-	-	36	19	-	-	-	0-1	-	-	114
Gallon, Jeremy	5	-	-	-	-	-	-	30	13	-	-	-	-	-	-	78
Funchess, Devin	4	-	-	-	-	-	-	24	9	-	-	-	-	-	-	54
Green, Derrick	2	-	-	-	-	-	-	12	2	-	-	-	-	-	-	12
Chesson, Jehu	1	-	-	-	-	-	-	6	1	-	-	-	-	-	-	6
Dileo, Drew	1	-	-	-	-	-	-	6	5	-	-	0-1	-	-	-	30
Reynolds, Joe	1	-	-	-	-	-	-	6	1	-	-	-	-	-	-	6
Rawls, Thomas	1	-	-	-	-	-	-	6	5	-	-	-	-	-	-	30
Countess, Blake	1	-	-	-	-	-	-	6	1	-	-	-	-	-	-	6
Clark, Frank	1	-	-	-	-	-	-	6	1	-	-	-	-	-	-	6
Total	30	8-12	30-30	-	-	-	-	234								
Opponents	15	12-17	14-14	-	-	-	-	140								

Punt Returns	no.	yds	avg	td	lg	no.	yds	avg	td	lg
Dileo, Drew	6	44	7.3	0	24	11	79	7.2	0	24
Norfleet, D.	3	-1	-0.3	0	2	5	52	10.4	0	42
Gallon, Jeremy	1	2	2.0	0	2	42	303	7.2	0	32
Thomas, Dymonte	1	9	9.0	0	0	1	9	9.0	0	0
Jones, Da'Mario	1	0	0.0	0	0	1	0	0.0	0	0
Reynolds, Joe	0	30	0.0	1	30	0	30	0.0	1	30
Total	12	84	7.0	1	30					
Opponents	12	91	7.6	0	18					

Kick Returns	no.	yds	avg	td	lg	no.	yds	avg	td	lg
Norfleet, D.	15	384	25.6	0	39	50	1211	24.2	0	39
Dileo, Drew	5	96	19.2	0	25	17	336	19.8	0	34
Chesson, Jehu	1	19	19.0	0	19	1	19	19.0	0	19
Total	21	499	23.8	0	39					
Opponents	17	377	22.2	0	50					

Interceptions	no.	yds	avg	td	lg	no.	yds	avg	td	lg
Countess, Blake	4	149	37.2	1	72	4	149	37.2	1	72
Wilson, Jarrod	2	1	0.5	0	1	2	1	0.5	0	1
Taylor, Raymon	2	58	29.0	0	54	4	128	32.0	1	63
Morgan, Desmond	1	29	29.0	0	29	1	29	29.0	0	29
Total	9	237	26.3	1	72					
Opponents	11	128	11.6	2	36					

Fumble Returns	no.	yds	avg	td	lg	no.	yds	avg	td	lg
Clark, Frank	1	24	24.0	1	24	1	24	24.0	1	24
Total	1	24	24.0	1	24					
Opponents	1	34	34.0	1	34					

**2013 Michigan Football**  
**Michigan Individual Season/Career Statistics (as of Oct 12, 2013)**  
**All games**

All Purpose	SEASON								CAREER							
	g	rush	rcv	pr	kr	ir	total	avg/g	g	rush	rcv	pr	kr	ir	total	avg/g
Toussaint, F.	6	424	64	0	0	0	488	81.3	34	2066	159	0	28	0	2253	66.3
Gallon, Jeremy	6	14	462	2	0	0	478	79.7	44	107	1793	303	658	0	2861	65.0
Norfleet, D.	6	53	37	-1	384	0	473	78.8	19	66	37	52	1211	0	1366	71.9
Gardner, Devin	6	439	0	0	0	0	439	73.2	31	614	268	0	0	0	882	28.5
Funchess, Devin	6	0	408	0	0	0	408	68.0	19	0	642	0	0	0	642	33.8
Dileo, Drew	6	0	99	44	96	0	239	39.8	38	14	554	79	336	0	983	25.9
Countess, Blake	6	0	0	0	0	149	149	24.8	19	0	0	0	0	149	149	7.8
Chesson, Jehu	6	1	98	0	19	0	118	19.7	6	1	98	0	19	0	118	19.7
Reynolds, Joe	6	0	56	30	0	0	86	14.3	23	0	78	30	0	0	108	4.7
Green, Derrick	6	84	0	0	0	0	84	14.0	6	84	0	0	0	0	84	14.0
Butt, Jake	6	0	67	0	0	0	67	11.2	6	0	67	0	0	0	67	11.2
Taylor, Raymon	6	0	0	0	0	58	58	9.7	29	0	0	0	0	128	128	4.4
Jackson, Jeremy	6	0	30	0	0	0	30	5.0	42	0	152	0	0	0	152	3.6
Morgan, Desmon	6	0	0	0	0	29	29	4.8	29	0	0	0	0	29	29	1.0
Smith, De'Veon	6	12	0	0	0	0	12	2.0	6	12	0	0	0	0	12	2.0
Rawls, Thomas	6	12	0	0	0	0	12	2.0	24	333	6	0	0	0	339	14.1
Hayes, Justice	5	7	5	0	0	0	12	2.4	11	90	5	0	0	0	95	8.6
Johnson, Drake	1	9	0	0	0	0	9	9.0	1	9	0	0	0	0	9	9.0
Thomas, Dymont	6	0	0	9	0	0	9	1.5	6	0	0	9	0	0	9	1.5
Houma, Sione	6	0	9	0	0	0	9	1.5	19	0	9	0	9	0	18	0.9
Wilson, Jarrod	6	0	0	0	0	1	1	0.2	19	0	0	0	0	1	1	0.1
Morris, Shane	3	-3	0	0	0	0	-3	-1.0	3	-3	0	0	0	0	-3	-1.0
TEAM	5	-13	0	0	0	0	-13	-2.6								
Total	6	1039	1335	84	499	237	3194	532.3								
Opponents	6	537	1378	91	377	128	2511	418.5								

Field Goals	att	good	long	blkd	att	good	long	blkd
Gibbons, B.	12	8	47	1	52	38	52	2
Total	12	8	47	1				
Opponents	17	12	45	0				

Punting	no.	yds	avg	lg	blk	no.	yds	avg	lg	blk
Wile, Matt	21	838	39.9	55	0	50	1976	39.5	58	0
Allen, Kenny	1	51	51.0	51	0	1	51	51.0	51	0
Total	22	889	40.4	55	0					
Opponents	29	1178	40.6	67	1					

Kickoffs	no.	yds	avg	tb	ob	no.	yds	avg	tb	ob
Wile, Matt	42	2542	60.5	22	3	198	12254	61.9	69	7
Total	42	2542	60.5	22	3					
Opponents	31	1905	61.5	10	0					



**2013 Michigan Football**  
**Michigan Team Game-by-Game (as of Oct 12, 2013)**  
**All games**

**TEAM STATISTICS**

Date	Opponent	Rushing				Receiving				Passing				Kick Returns				Punt Returns				tot off		
		no.	yds	td	lg	no.	yds	td	lg	cmp	att	int	yds	td	lg	no.	yds	td	lg	no.	yds		td	lg
Aug 31	CENTRAL MICHIGAN	47	242	6	38	14	221	1	45	14	21	3	221	1	45	4	106	0	39	4	40	1	30	463
Sep 07	NOTRE DAME	39	166	1	35	21	294	4	61	21	33	1	294	4	61	3	78	0	32	1	0	0	0	460
Sep 14	AKRON	32	177	2	36	16	248	2	48	16	30	3	248	2	48	4	64	0	23	1	9	0	9	425
Sep 21	at UConn	49	192	3	35	11	97	0	17	11	23	2	97	0	17	2	45	0	29	4	22	0	24	289
Oct 05	MINNESOTA	35	113	4	14	13	235	1	46	13	17	0	235	1	46	2	52	0	29	2	13	0	9	348
Oct 12	at Penn State	54	149	0	19	15	240	3	59	15	29	2	240	3	59	6	154	0	34	0	0	0	0	389
Michigan		256	1039	16	38	90	1335	11	61	90	153	11	1335	11	61	21	499	0	39	12	84	1	30	2374
		188	537	2	19	120	1378	10	43	120	228	9	1378	10	43	17	377	0	50	12	91	0	18	1915

Games played: 6  
 Avg per rush: 4.1  
 Avg per catch: 14.8  
 Pass efficiency: 141.46  
 Kick ret avg: 23.8  
 Punt ret avg: 7.0  
 All purpose avg/game: 532.3  
 Total offense avg/gm: 395.7

Date	Opponent	Tackles				Sacks	Fumble		Pass Defense			Blkd	PAT Attempts				pts
		ua	a	total	tfl-yds	no-yds	ff	fr-yds	int-yds	qbh	brup	kick	kick	rush	rcv	saf	
Aug 31	CENTRAL MICHIGAN	34	30	64	9.0-33	4.0-22	2	1-0	1-54	2	3	1	8-8	0	0	0	59
Sep 07	NOTRE DAME	34	30	64	4.0-14	1.0-9	0	0-0	2-30	1	1	0	5-5	0	0	0	41
Sep 14	AKRON	43	26	69	4.0-9	0.0-0	0	0-0	2-47	8	4	0	4-4	0	0	0	28
Sep 21	at UConn	18	44	62	8.0-40	4.0-31	0	0-0	1-29	2	2	0	3-3	0	0	0	24
Oct 05	MINNESOTA	46	24	70	3.0-8	1.0-3	1	1-0	1-72	3	2	0	6-6	0	0	0	42
Oct 12	at Penn State	50	20	70	7.0-23	4.0-16	1	2-24	2-5	0	6	0	4-4	0	0	0	40
Michigan		225	174	399	35.0-127	14.0-81	4	4-24	9-237	16	18	1	30-30	0	0	0	234
		253	156	409	48.0-178	10.0-76	5	4-34	11-128	13	8	1	14-14	0	0	0	140

Date	Opponent	Punting							Field Goals			Kickoffs						
		no.	yds	avg	long	blkd	tb	fc	50+	i20	md-att	long	blkd	no.	yds	avg	tb	ob
Aug 31	CENTRAL MICHIGAN	1	51	51.0	51	0	0	1	1	0	1-1	30	0	10	646	64.6	5	0
Sep 07	NOTRE DAME	3	94	31.3	42	0	0	1	0	1	2-2	44	0	8	484	60.5	5	1
Sep 14	AKRON	4	132	33.0	54	0	0	0	1	0	0-1	0	0	5	314	62.8	2	0
Sep 21	at UConn	5	212	42.4	47	0	0	0	0	1	1-1	21	0	5	305	61.0	4	1
Oct 05	MINNESOTA	3	155	51.7	55	0	0	1	2	1	0-0	0	0	7	347	49.6	1	1
Oct 12	at Penn State	6	245	40.8	51	0	1	1	1	1	4-7	47	1	7	446	63.7	5	0
Michigan		22	889	40.4	55	0	1	4	5	4	8-12	47	1	42	2542	60.5	22	3
		29	1178	40.6	67	1	3	7	5	8	12-17	45	0	31	1905	61.5	10	0

**2013 Michigan Football**  
**Michigan Opponent Game-by-Game (as of Oct 12, 2013)**  
**All games**

**OPPONENT STATISTICS**

Date	Opponent	Rushing				Receiving				Passing				Kick Returns				Punt Returns				tot off
		no.	yds	td	lg	no.	yds	td	lg	cmp-att-int	yds	td	lg	no.	yds	td	lg	no.	yds	td	lg	
Aug 31	CENTRAL MICHIGAN	29	66	0	15	13	144	0	43	13-28-1	144	0	43	5	108	0	27	0	0	0	0	210
Sep 07	NOTRE DAME	19	96	0	16	29	314	2	23	29-53-2	314	2	23	2	76	0	50	1	18	0	18	410
Sep 14	AKRON	30	107	0	19	25	311	2	43	25-49-2	311	2	43	3	61	0	21	2	9	0	7	418
Sep 21	at UConn	25	47	0	16	16	159	2	26	16-32-1	159	2	26	0	0	0	0	5	20	0	15	206
Oct 05	MINNESOTA	41	136	0	18	14	145	1	18	14-21-1	145	1	18	5	93	0	45	1	18	0	18	281
Oct 12	at Penn State	44	85	2	13	23	305	3	36	23-45-2	305	3	36	2	39	0	25	3	26	0	12	390
Opponents		188	537	2	19	120	1378	10	43	120-228-9	1378	10	43	17	377	0	50	12	91	0	18	1915
		256	1039	16	38	90	1335	11	61	90-153-11	1335	11	61	21	499	0	39	12	84	1	30	2374

Games played: 6  
 Avg per rush: 2.9  
 Avg per catch: 11.5  
 Pass efficiency: 109.98  
 Kick ret avg: 22.2  
 Punt ret avg: 7.6  
 All purpose avg/game: 418.5  
 Total offense avg/gm: 319.2

Date	Opponent	Tackles				Sacks	Fumble		Pass Defense			Blkd	PAT Attempts				pts		
		ua	a	total	tfl-yds		no-yds	ff	fr-yds	int-yds	qbh		brup	kick	kick	rush		rcv	saf
Aug 31	CENTRAL MICHIGAN	48	26	74	6.0-11	1.0-3	0	0-0	3-43	0	0	0	0-0	0	0	0	0	0	9
Sep 07	NOTRE DAME	46	20	66	8.0-27	1.0-8	0	0-0	1-0	3	3	0	3-3	0	0	0	0	30	
Sep 14	AKRON	40	10	50	8.0-31	1.0-10	1	1-0	3-53	5	1	0	3-3	0	0	0	0	24	
Sep 21	at UConn	40	34	74	10.0-52	3.0-24	3	2-34	2-0	3	1	0	3-3	0	0	0	0	21	
Oct 05	MINNESOTA	37	18	55	5.0-13	1.0-9	0	0-0	0-0	2	0	0	1-1	0	0	0	0	13	
Oct 12	at Penn State	42	48	90	11.0-44	3.0-22	1	1-0	2-32	0	3	1	4-4	0	0	0	0	43	
Opponents		253	156	409	48.0-178	10.0-76	5	4-34	11-128	13	8	1	14-14	0	0	0	0	140	
		225	174	399	35.0-127	14.0-81	4	4-24	9-237	16	18	1	30-30	0	0	0	0	234	

Date	Opponent	Punting							Field Goals			Kickoffs						
		no.	yds	avg	long	blkd	tb	fc	50+	i20	md-att	long	blkd	no.	yds	avg	tb	ob
Aug 31	CENTRAL MICHIGAN	7	277	39.6	67	1	1	0	2	3	3-3	33	0	4	247	61.8	0	0
Sep 07	NOTRE DAME	2	80	40.0	43	0	0	1	0	0	3-3	44	0	7	449	64.1	4	0
Sep 14	AKRON	5	222	44.4	58	0	0	1	1	2	1-3	45	0	5	263	52.6	1	0
Sep 21	at UConn	8	305	38.1	50	0	0	4	1	2	0-1	0	0	4	255	63.8	2	0
Oct 05	MINNESOTA	3	115	38.3	43	0	0	0	0	1	2-2	44	0	4	260	65.0	2	0
Oct 12	at Penn State	4	179	44.8	66	0	2	1	1	0	3-5	45	0	7	431	61.6	1	0
Opponents		29	1178	40.6	67	1	3	7	5	8	12-17	45	0	31	1905	61.5	10	0
		22	889	40.4	55	0	1	4	5	4	8-12	47	1	42	2542	60.5	22	3

**2013 Michigan Football**  
**Michigan Red-Zone Results (as of Oct 12, 2013)**  
**All games**

**Michigan Inside Opponent Red-Zone**

Date	Opponent	Score	Times In RZ	Times Scored	Total Pts	Rush TDs	Pass TDs	FGs Made	Failed to score inside RZ							
									FGA	Down	Int	Fumb	Half	Game		
Aug 31, 2013	CENTRAL MICHIGAN	W 59-9	7	7	45	6	5	1	1	0	0	0	0	0	0	0
Sep 07, 2013	NOTRE DAME	W 41-30	4	4	28	4	1	3	0	0	0	0	0	0	0	0
Sep 14, 2013	AKRON	W 28-24	3	1	7	1	1	0	0	0	0	1	1	0	0	0
Sep 21, 2013	at UConn	W 24-21	3	3	17	2	2	0	1	0	0	0	0	0	0	0
Oct 05, 2013	MINNESOTA	W 42-13	5	5	35	5	4	1	0	0	0	0	0	0	0	0
Oct 12, 2013	at Penn State	L 40-43	3	2	10	1	0	1	1	1	0	0	0	0	0	0
Totals			25	22	142	19	13	6	3	1	0	1	1	0	0	0
			22 of 25 (88.0%)													

**Opponents Inside Michigan Red-Zone**

Date	Opponent	Score	Times In RZ	Times Scored	Total Pts	Rush TDs	Pass TDs	FGs Made	Failed to score inside RZ							
									FGA	Down	Int	Fumb	Half	Game		
Aug 31, 2013	CENTRAL MICHIGAN	W 59-9	3	3	9	0	0	0	3	0	0	0	0	0	0	0
Sep 07, 2013	NOTRE DAME	W 41-30	5	3	17	2	0	2	1	0	1	1	0	0	0	0
Sep 14, 2013	AKRON	W 28-24	3	1	7	1	0	1	0	0	1	1	0	0	0	0
Sep 21, 2013	at UConn	W 24-21	2	2	14	2	0	2	0	0	0	0	0	0	0	0
Oct 05, 2013	MINNESOTA	W 42-13	2	2	10	1	0	1	1	0	0	0	0	0	0	0
Oct 12, 2013	at Penn State	L 40-43	6	5	27	3	1	2	2	0	0	0	0	1	0	0
Totals			21	16	84	9	1	8	7	0	2	2	0	1	0	0
			16 of 21 (76.2%)													



# MICHIGAN SINGLE GAME BESTS

## INDIVIDUAL GAME HIGHS

---

**Rushing Attempts:** 27, Toussaint at Penn State (Oct. 12)  
**Rushing Yards:** 121, Gardner at Penn State (Oct. 12)  
**Rushing TDs:** 2, Gardner/Toussaint vs. Central Mich. (Aug. 31)/Toussaint at Connecticut (Sept. 21)/Toussaint vs. Minnesota (Oct. 5)  
**Pass Attempts:** 33, Gardner vs. Notre Dame (Sept. 7)  
**Pass Completions:** 21, Gardner vs. Notre Dame (Sept. 7)  
**Passing Yards:** 294, Gardner vs. Notre Dame (Sept. 7)  
**Passing TDs:** 4, Gardner vs. Notre Dame (Sept. 7)  
**Receptions:** 8, Gallon vs. Notre Dame (Sept. 7)  
**Receiving Yards:** 184, Gallon vs. Notre Dame (Sept. 7)  
**Receiving TDs:** 3, Gallon vs. Notre Dame (Sept. 7)  
**Total Plays:** 52, Gardner at Penn State (Oct. 12)  
**Total Yards:** 376, Gardner vs. Notre Dame (Sept. 7)  
**Points Kicking:** 16, Gibbons at Penn State (Oct. 12)  
**Field Goals Made:** 4, Gibbons at Penn State (Oct. 12)  
**Field Goals Attempted:** 7, Gibbons at Penn State (Oct. 12)  
**PATs Attempted:** 8, Gibbons vs. Central Mich. (Aug. 31)  
**PATs Made:** 8, Gibbons vs. Central Mich. (Aug. 31)  
**Punting Attempts:** 6, Wile at Penn State (Oct. 12)  
**Punting Yards:** 245, Wile at Penn State (Oct. 12)  
**Punting Average (min. 2 attempts):** 51.7, Wile vs. Minnesota (Oct. 5)  
**Punt Returns:** 3, Dileo at Connecticut (Sept. 21)  
**Punt Return Yards:** 22, Dileo at Connecticut (Sept. 21)  
**Kickoff Returns:** 4, Norfleet vs. Central Mich. (Aug. 31)  
**Kickoff Return Yards:** 106, Norfleet vs. Central Mich. (Aug. 31)  
**Interceptions:** 2, Countess vs. Notre Dame (Sept. 7)  
**Interception Yards:** 72, Countess vs. Minnesota (Oct. 5)  
**Tackles:** 11, Taylor vs. Notre Dame (Sept. 7)  
**Solo Tackles:** 9, Taylor vs. Notre Dame (Sept. 7)  
**Tackles for Loss Yardage:** 11, C. Gordon vs. Central Mich. (Aug. 31)  
**Sacks:** 2.0, C. Gordon vs. Central Mich. (Aug. 31), F. Clark at Penn State (Oct. 12)  
**Sack Yardage:** 11, C. Gordon vs. Central Mich. (Aug. 31)  
**Pass Breakups:** 2, Raymon Taylor at Penn State (Oct. 12)

## TEAM GAME HIGHS

---

**Rushing Attempts:** 54 at Penn State (Oct. 12)  
**Rushing Yards:** 242, vs. Central Mich. (Aug. 31)  
**Rushing TDs:** 6, vs. Central Mich. (Aug. 31)  
**Yards Per Rush:** 5.5 vs. Akron (Sept. 14)  
**Passing Attempts:** 33 vs. Notre Dame (Sept. 7)  
**Passing Completions:** 21 vs. Notre Dame (Sept. 7)  
**Passing Yards:** 294 vs. Notre Dame (Sept. 7)  
**Passing TDs:** 4 vs. Notre Dame (Sept. 7)  
**Yards Per Completion:** 18.1 vs. Minnesota (Oct. 5)  
**Total Plays:** 83 at Penn State (Oct. 12)  
**Total Yards:** 463, vs. Central Mich. (Aug. 31)  
**Yards Per Play:** 6.9 vs. Akron (Sept. 14)  
**Points:** 59, vs. Central Mich. (Aug. 31)  
**Touchdowns Scored:** 8, vs. Central Mich. (Aug. 31)  
**Field Goals Attempted:** 7 at Penn State (Oct. 12)  
**Field Goals Made:** 4 at Penn State (Oct. 12)  
**PATs Attempted:** 8, vs. Central Mich. (Aug. 31)  
**PATs Made:** 8, vs. Central Mich. (Aug. 31)  
**Punting Attempts:** 6 at Penn State (Oct. 12)  
**Punting Yards:** 245 at Penn State (Oct. 12)  
**Punting Average (min 2 attempts):** 51.7 vs. Minnesota (Oct. 5)  
**Punt Return Attempts:** 4 at Connecticut (Sept. 21)  
**Punt Return Yards:** 22 at Connecticut (Sept. 21)  
**Kickoff Return Attempts:** 6 at Penn State (Oct. 12)  
**Kickoff Return Yards:** 154 at Penn State (Oct. 12)  
**Interceptions:** 2 vs. Notre Dame (Sept. 7)/ vs. Akron (Sept. 14)/ at Penn State (Oct. 12)  
**Interception Yards:** 72 vs. Minnesota (Oct. 5)  
**Turnovers Gained:** 4 at Penn State (Oct. 12)  
**Turnovers Lost:** 4 vs. Akron (Sept. 14)/ at Connecticut (Sept. 21)  
**Sacks:** 4, vs. Central Mich. (Aug. 31)/ at Penn State (Oct. 12)  
**Sacks Against:** 3 at Connecticut (Sept. 21)/ at Penn State (Oct. 12)  
**First Downs:** 25 vs. Notre Dame (Sept. 7)  
**Penalties:** 7, vs. Central Mich. (Aug. 31)  
**Penalty Yards:** 62 at Penn State (Oct. 12)

**INDIVIDUAL GAME HIGHS**

**Rushing Attempts:** 27, Belton at Penn State (Oct. 12)  
**Rushing Yards:** 85, Belton at Penn State (Oct. 12)  
**Rushing TDs:** 1, Belton/Hackenberg at Penn State (Oct. 12)  
**Pass Attempts:** 51, Rees vs. Notre Dame (Sept. 7)  
**Pass Completions:** 29, Rees vs. Notre Dame (Sept. 7)  
**Passing Yards:** 314, Rees vs. Notre Dame (Sept. 7)  
**Passing TDs:** 3, Hackenberg at Penn State (Oct. 12)  
**Receptions:** 9, Jones vs. Notre Dame (Sept. 7)  
**Receiving Yards:** 125, Smith vs. Akron (Sept. 14)  
**Receiving TDs:** 2, Felder at Penn State (Oct. 12)  
**Total Plays:** 52, Rees vs. Notre Dame (Sept. 7)/ vs. Akron (Sept. 14)  
**Total Yards:** 322, Pohl vs. Akron (Sept. 14)  
**Points Kicking:** 13, Ficken at Penn State (Oct. 12)  
**Field Goals Made:** 3, Coluzzi vs. Central Mich. (Aug. 31)/Brindza vs. Notre Dame (Sept. 7)/Ficken at Penn State (Oct. 12)  
**Field Goals Attempted:** 5, Ficken at Penn State (Oct. 12)  
**PATs Attempted:** 4, Ficken at Penn State (Oct. 12)  
**PATs Made:** 4, Ficken at Penn State (Oct. 12)  
**Punting Attempts:** 8, Wagner at Connecticut (Sept. 21)  
**Punting Yards:** 305, Wagner at Connecticut (Sept. 21)  
**Punting Average (min. 2 attempts):** 46.2, Hogan vs. Central Mich. (Aug. 31)  
**Punt Returns:** 5, LeMelle at Connecticut (Sept. 21)  
**Punt Return Yards:** 26, Della Valle at Penn State (Oct. 12)  
**Kickoff Returns:** 4, D. Davis 88, D. Davis vs. Central Mich. (Aug. 31)  
**Kickoff Return Yards:** 88, D. Davis vs. Central Mich. (Aug. 31)  
**Interceptions:** 2, March vs. Akron (Sept. 14)  
**Interception Yards:** 36, Wilson vs. Central Mich. (Aug. 31)  
**Tackles:** 13, Smallwood at Connecticut (Sept. 21)  
**Solo Tackles:** 7, Freeman vs. Akron (Sept. 14)/Smallwood at Connecticut (Sept. 21)  
**Tackles for Loss Yardage:** 18, Olaniyan at Penn State (Oct. 12)  
**Sacks:** 2.5, Olaniyan at Penn State (Oct. 12)  
**Sack Yardage:** 18, Olaniyan at Penn State (Oct. 12)  
**Pass Breakups:** 2, Olaniyan at Penn State (Oct. 12)

**TEAM GAME HIGHS**

**Rushing Attempts:** 44 at Penn State (Oct. 12)  
**Rushing Yards:** 136 vs. Minnesota (Oct. 5)  
**Rushing TDs:** 2 at Penn State (Oct. 12)  
**Yards Per Rush:** 5.1 vs. Notre Dame (Sept. 7)  
**Passing Attempts:** 53 vs. Notre Dame (Sept. 7)  
**Passing Completions:** 29 vs. Notre Dame (Sept. 7)  
**Passing Yards:** 314 vs. Notre Dame (Sept. 7)  
**Passing TDs:** 3 at Penn State (Oct. 12)  
**Yards Per Completion:** 13.3 at Penn State (Oct. 12)  
**Total Plays:** 89 at Penn State (Oct. 12)  
**Total Yards:** 418 vs. Akron (Sept. 14)  
**Yards Per Play:** 5.7 vs. Notre Dame (Sept. 7)  
**Points:** 43 at Penn State (Oct. 12)  
**Touchdowns Scored:** 5 at Penn State (Oct. 12)  
**Field Goals Attempted:** 5 at Penn State (Oct. 12)  
**Field Goals Made:** 3, vs. Central Mich. (Aug. 31)/ vs. Notre Dame (Sept. 7)/ at Penn State (Oct. 12)  
**PATs Attempted:** 4 at Penn State (Oct. 12)  
**PATs Made:** 4 at Penn State (Oct. 12)  
**Punting Attempts:** 8 at Connecticut (Sept. 21)  
**Punting Yards:** 305 at Connecticut (Sept. 21)  
**Punting Average (min 2 attempts):** 44.8 at Penn State (Oct. 12)  
**Punt Return Attempts:** 5 at Connecticut (Sept. 21)  
**Punt Return Yards:** 26 at Penn State (Oct. 12)  
**Kickoff Return Attempts:** 5, vs. Central Mich. (Aug. 31)/ vs. Minnesota (Oct. 5)  
**Kickoff Return Yards:** 108, vs. Central Mich. (Aug. 31)  
**Interceptions:** 3, vs. Central Mich. (Aug. 31)/ vs. Akron (Sept. 14)  
**Interception Yards:** 53 vs. Akron (Sept. 14)  
**Turnovers Gained:** 4 vs. Akron (Sept. 14)/ at Connecticut (Sept. 21)  
**Turnovers Lost:** 4 at Penn State (Oct. 12)  
**Sacks:** 3 at Connecticut (Sept. 21)/ at Penn State (Oct. 12)  
**Sacks Against:** 4, vs. Central Mich. (Aug. 31)/ at Connecticut (Sept. 21)/ at Penn State (Oct. 12)  
**First Downs:** 24 at Penn State (Oct. 12)  
**Penalties:** 8, vs. Central Mich. (Aug. 31)  
**Penalty Yards:** 74, vs. Central Mich. (Aug. 31)

# 2013 MICHIGAN SCORING DRIVES/PLAYS

## 2013 MICHIGAN SCORING DRIVES

OPPONENT	PLAYS	YARDS	TOP	RESULT	QTR	PLAY
Central Michigan		30		TD	1	Joe Reynolds 30-yard blocked punt return (Brendan Gibbons kick)
Central Michigan	6	77	2:06	TD	1	Devin Gardner 22-yard run (Brendan Gibbons kick)
Central Michigan	10	73	5:50	TD	2	Fitz Toussaint 1-yard run (Brendan Gibbons kick)
Central Michigan	11	76	6:09	TD	2	Jeremy Gallon 16-yard pass from Devin Gardner (Brendan Gibbons kick)
Central Michigan	3	12	:41	TD	2	Devin Gardner 4-yard run (Brendan Gibbons kick)
Central Michigan	6	75	3:00	TD	3	Fitz Toussaint 2-yard run (Brendan Gibbons kick)
Central Michigan	10	55	5:49	TD	3	Derrick Green 1-yard run (Brendan Gibbons kick)
Central Michigan	8	81	3:05	TD	3	Thomas Rawls 5-yard run (Brendan Gibbons kick)
Central Michigan	7	15	3:42	FG	4	Brendan Gibbons 30-yard FG
Notre Dame	10	41	4:42	FG	1	Brendan Gibbons 44-yard FG
Notre Dame	3	77	1:23	TD	1	Jeremy Gallon 61-yard pass from Devin Gardner (Brendan Gibbons kick)
Notre Dame	12	75	5:22	TD	2	Devin Gardner 2-yard run (Brendan Gibbons kick)
Notre Dame	7	42	3:53	FG	2	Brendan Gibbons 38-yard FG
Notre Dame	4	23	0:20	TD	2	Jeremy Gallon 12-yard pass from Devin Gardner (Brendan Gibbons kick)
Notre Dame	7	78	3:01	TD	3	Jeremy Gallon 13-yard pass from Devin Gardner (Brendan Gibbons kick)
Notre Dame	10	75	4:57	TD	4	Drew Dileo 4-yard pass from Devin Gardner (Brendan Gibbons kick)
Akron	6	75	3:02	TD	1	Devin Funchess 48-yard pass from Devin Gardner (Brendan Gibbons kick)
Akron	4	57	1:43	TD	3	Devin Gardner 36-yard run (Brendan Gibbons kick)
Akron	9	86	3:51	TD	3	Jehu Chesson 33-yard pass from Devin Gardner (Brendan Gibbons kick)
Akron	4	70	1:21	TD	4	Fitz Toussaint 2-yard run (Brendan Gibbons kick)
Connecticut	11	69	5:43	TD	1	Devin Gardner 17-yard run (Brendan Gibbons kick)
Connecticut	9	75	4:23	TD	3	Fitz Toussaint 35-yard run (Brendan Gibbons kick)
Connecticut	1	12	:06	TD	4	Fitz Toussaint 12-yard run (Brendan Gibbons kick)
Connecticut	8	36	3:35	FG	4	Brendan Gibbons 21-yard FG
Minnesota	6	35	2:54	TD	1	Fitz Toussaint 8-yard run (Brendan Gibbons kick)
Minnesota	4	38	1:10	TD	2	Devin Funchess 24-yard pass from Devin Gardner (Brendan Gibbons kick)
Minnesota	9	75	4:52	TD	3	Derrick Green 2-yard run (Brendan Gibbons kick)
Minnesota	8	75	4:15	TD	3	Fitz Toussaint 12-yard run (Brendan Gibbons kick)
Minnesota	9	69	4:26	TD	4	Devin Gardner 2-yard run (Brendan Gibbons kick)
Minnesota				TD	4	Blake Countess 72-yard interception return (Brendan Gibbons kick)
Penn State	3	86	1:13	TD	1	Devin Funchess 59-yard pass from Devin Gardner (Gibbons kick)
Penn State	5	23	2:49	FG	1	Brendan Gibbons 47-yard FG
Penn State				TD	3	Frank Clark 24-yard fumble recovery (Gibbons kick)
Penn State	5	19	1:52	FG	3	Brendan Gibbons 23-yard FG
Penn State	9	73	3:47	TD	3	Jeremy Gallon 16-yard pass from Devin Gardner (Gibbons kick)
Penn State	5	70	2:41	TD	4	Devin Funchess 37-yard pass from Devin Gardner (Gibbons kick)
Penn State				FG	2OT	Brendan Gibbons 25-yard FG
Penn State				FG	4OT	Brendan Gibbons 40-yard FG

### MICHIGAN OFFENSIVE SCORING DRIVE ANALYSIS

Category	Minus	0-9	10-19	20-29	30-39	40-49	50-59	60-69	70-79	80-89	90-99
Michigan TD	0	0	2	1	2	0	2	2	15	3	0
Michigan FG	0	0	2	1	1	2	0	0	0	0	0

#### Longest Drives:

**Plays:** 12, vs. Notre Dame (Sept. 7)

**Yards:** 86, vs. Akron (Sept. 14)

**Time of Possession:** 6:09 vs. Central Michigan (Aug. 31)

# 2013 OPPONENT SCORING DRIVES/PLAYS

## 2013 OPPONENT SCORING DRIVES

OPPONENT	PLAYS	YARDS	TOP	RESULT	QTR	PLAY
Central Michigan	4	1	2:01	FG	1	Coluzzi 23-yard FG
Central Michigan	7	19	2:05	FG	2	Coluzzi 27-yard FG
Central Michigan	8	59	3:12	FG	4	Coluzzi 33-yard FG
Notre Dame	9	75	3:34	TD	1	Jones 4-yard pass from Rees (Brindza kick)
Notre Dame	6	20	1:34	FG	2	Brindza 44-yard FG
Notre Dame	8	68	2:54	FG	2	Brindza 38-yard FG
Notre Dame	12	90	5:25	TD	3	Niklas 20-yard pass from Rees (Brindza kick)
Notre Dame				TD	4	Tuitt 0-yard interception return (Brindza kick)
Notre Dame	6	29	1:29	FG	4	Brindza 40-yard FG
Akron	4	4	2:16	FG	1	Stein 45-yard FG
Akron	8	75	3:53	TD	3	D'Orazio pass from Pohl (Stein kick)
Akron					4	March 27-yard interception return (Stein kick)
Akron	11	67	4:46	TD	4	Goodman 1-yard pass from Pohl (Stein kick)
Connecticut	8	56	3:21	TD	2	Parker 11-yard pass from Whitmer (Christen kick)
Connecticut	2	9	:38	TD	2	McCombs 7-yard pass from Whitmner (Christen kick)
Connecticut				TD	3	Brown 34-yard fumble recovery
Minnesota	16	75	9:44	TD	1	Williams 7-yard pass from Leidner (Hawthorne kick)
Minnesota	9	55	5:42	FG	3	Hawthorne 44-yard FG
Minnesota	11	51	5:04	FG	4	Hawthorne 27-yard FG
Penn State	3	14	:50	TD	1	Felder 12-yard pass from Hackenberg (Ficken kick)
Penn State	1	20	:08	TD	2	James 20-yard pass from Hackenberg (Ficken kick)
Penn State	10	61	2:39	TD	2	Felder 24-yard pass from Hackenberg (Ficken kick)
Penn State	10	50	4:25	FG	3	Ficken 45-yard FG
Penn State	12	49	3:53	FG	4	Ficken 43-yard FG
Penn State	5	80	:23	TD	4	Hackenberg 1-yard run
Penn State				FG	2OT	Ficken 36-yard FG
Penn State				TD	4OT	Belton 2-yard run

## OPPONENT OFFENSIVE SCORING DRIVE ANALYSIS

Category	Minus	0-9	10-19	20-29	30-39	40-49	50-59	60-69	70-79	80-89	90-99
Opponent TD	0	1	1	1	0	0	1	2	3	1	1
Opponent FG	0	2	1	2	0	1	4	1	0	0	0

### Longest Drives:

**Plays:** 16 vs. Minnesota (Oct. 5)

**Yards:** 90 vs. Notre Dame (Sept. 7)

**Time of Possession:** 9:44 vs. Minnesota (Oct. 5)

# 2013 MICHIGAN BIG PLAYS

## 2013 MICHIGAN 20+-YARD PLAYS FROM SCRIMMAGE

- 61 - Rec. - Jeremy Gallon from Devin Gardner vs. Notre Dame (Sept. 7)**  
**59 - Rec - Devin Funchess from Devin Gardner at Penn State (Oct. 12)**  
**48 - Rec - Devin Funchess from Devin Gardner vs. Akron (Sept. 14)**  
 46 - Rec. - Devin Funchess from Devin Gardner vs. Minnesota (Oct. 5)  
 45 - Rec. - Joe Reynolds from Devin Gardner vs. Central Michigan (Aug. 31)  
 41 - Rec. - Jeremy Gallon from Devin Gardner vs. Notre Dame (Sept. 7)  
 38 - Run - Dennis Norfleet vs. Central Michigan (Aug. 31)  
**37 - Rec - Devin Funchess from Devin Gardner at Penn State (Oct. 12)**  
 36 - Rec. - Drew Dileo from Devin Gardner vs. Central Michigan (Aug. 31)  
 36 - Run - Devin Gardner vs. Akron (Sept. 14)  
 36 - Rec. - Devin Funchess from Shane Morris vs. Central Michigan (Aug. 31)  
 35 - Run - Devin Gardner vs. Notre Dame (Sept. 7)  
 35 - Run - Devin Gardner vs. Akron (Sept. 14)  
 35 - Run - Devin Gardner vs. Akron (Sept. 14)  
**35 - Run - Fitz Toussaint at Connecticut (Sept. 21)**  
**33 - Rec - Jehu Chesson from Devin Gardner vs. Akron (Sept. 14)**  
 31 - Rec. - Fitz Toussaint from Devin Gardner vs. Notre Dame (Sept. 7)  
 30 - Run - Derrick Green vs. Central Michigan (Aug. 31)  
 30 - Rec. - Jeremy Gallon from Devin Gardner vs. Minnesota (Oct. 5)  
 27 - Rec. - Fitz Toussaint from Devin Gardner vs. Akron (Sept. 14)  
 25 - Rec. - Jeremy Gallon from Devin Gardner at Penn State (Oct. 12)  
 24 - Rec. - Jeremy Gallon from Devin Gardner at Penn State (Oct. 12)  
 24 - Run - Fitz Toussaint vs. Akron (Sept. 14)  
**24 - Rec. - Devin Funchess from Devin Gardner vs. Minnesota (Oct. 5)**  
 22 - Run - Devin Gardner vs. Central Michigan (Aug. 31)  
 22 - Rec. - Jeremy Gallon from Devin Gardner vs. Notre Dame (Sept. 7)  
 22 - Run - Fitz Toussaint vs. Notre Dame (Sept. 7)  
 22 - Rec. - Jehu Chesson from Devin Gardner vs. Minnesota (Oct. 5)  
 22 - Rec. - Devin Funchess from Devin Gardner vs. Minnesota (Oct. 5)  
 21 - Rec. - Devin Funchess from Devin Gardner vs. Minnesota (Oct. 5)  
 20 - Run - Fitz Toussaint vs. Central Michigan (Aug. 31)  
 20 - Rec - Jeremy Gallon from Devin Gardner vs. Akron (Sept. 14)

20+-yard Receptions - 21 (8, Devin Funchess; 7, Jeremy Gallon; 2, Jehu Chesson; 2, Fitz Toussaint; 1, Drew Dileo; 1, Joe Reynolds)

20+-yard Runs - 11 (5, Devin Gardner; 4, Fitz Toussaint; 1, Derrick Green; 1, Dennis Norfleet)

**Bold indicates a TOUCHDOWN**

## MICHIGAN WEEK-BY-WEEK LEADERS

Opponent	Rushes	Rushing Yards	Receptions	Receiving Yards	Tackles	TFLs	Sacks
CENTRAL MICHIGAN	14, Toussaint	58, Green	4, Gallon	47, Funchess/Gallon	7, Morgan	2.5, C. Gordon	2.0, C. Gordon
NOTRE DAME	22, Toussaint	82, Gardner	8, Gallon	184, Gallon	11, Taylor	1.0, Taylor/Beyer/Clark	1.0, Beyer
AKRON	19, Toussaint	103, Gardner	6, Gallon	66, Gallon	10, Ross III	2.0, Morgan	--
at UCONN	24, Toussaint	120, Toussaint	4, Gallon	31, Gallon	6, Bolden/Taylor/Black	1.5, Clark	1.5, Clark
MINNESOTA	17, Toussaint	78, Toussaint	7, Funchess	151, Funchess	10, Morgan	1.0, C.Gordon/Henry/Black	1.0, C. Gordon
at Penn State	27, Toussaint	121, Gardner	7, Gallon	112, Funchess	10, Ross III	2.0, Wormley/Clark	2.0, Clark
INDIANA							
at Michigan State							
NEBRASKA							
at Northwestern							
at Iowa							
OHIO STATE							

# TURNOVER CHART

## MICHIGAN (FORCED 13)

How obtained	Qtr	Player	Plays/Yards	First Downs	Conclusion
<b>Central Michigan (2)</b>					
Interception	2	Niznak by Taylor	3/12	1	Touchdown (Gardner run)
Fumble	4	Flory (rec. by Hollowell)	7/15	1	Field Goal
<b>Notre Dame (2)</b>					
Interception	2	Rees by Countess	4/23	2	Touchdown (Gallon pass from Gardner)
Interception	4	Rees by Countess	4/11	1	End of Game
<b>Akron (2)</b>					
Interception	2	Pohl by Countess	3/0	0	Interception
Interception	4	Pohl by Wilson	4/25	1	Punt
<b>Connecticut (1)</b>					
Interception	1	Whitmer by Morgan	1/12	1	Touchdown (Toussaint Run)
<b>Minnesota (2)</b>					
Fumble	1	Leidner (rec. by Ross III)	6/35	2	Touchdown (Toussaint Run)
Interception	4	Leidner by Countess	--	--	Touchdown (interception return 72 yards)
<b>Penn State (3)</b>					
Interception	1	Hackenberg by Wilson	3/2	0	Interception
Fumble	3	Zwinak (rec. by Clark)			Touchdown (Fumble return 24 yards)
Interception	3	Hackenberg by Taylor	5/19	1	Field Goal
Fumble	3OT	Robinson (rec. by Clark)	4/9	0	Missed Field Goal

## OPPONENT (FORCED 15)

How obtained	Qtr	Player	Plays/Yards	First Downs	Conclusion
<b>Central Michigan (3)</b>					
Interception	1	Gardner by Chapman	4/1	0	Field Goal
Interception	2	Gardner by Wilson	7/19	1	Field Goal
Interception	4	Morris by Frazier	1/3	0	Interception
<b>Notre Dame (1)</b>					
Interception	4	Gardner by Tuitt			Touchdown (Interception in End Zone)
<b>Akron (4)</b>					
Fumble	2	Gardner (rec. by Turner)	6/33	2	Interception
Interception	2	Gardner by Scott	10/47	2	Missed FG
Interception	2	Gardner by March	4/0	0	Missed FG
Interception	4	Gardner by March	--	--	Touchdown (Interception return 27 yards)
<b>Connecticut (4)</b>					
Interception	1	Gardner by Williams	3/6	0	Punt
Interception	2	Gardner by Jones	6/36	2	Punt
Fumble	2	D. Jones by Melifonwu (Punt)	2/9	1	Touchdown
Fumble	3	Gardner by Brown	--	--	Touchdown (34-yard fumble return)
<b>Minnesota (0)</b>					
<b>Penn State (3)</b>					
Interception	1	Gardner by Lucas	3/14	1	Touchdown
Interception	2	Gardner by Zettel	1/20	1	Touchdown
Fumble	2	Gardner (rec. by Jones)	3/8	0	Punt