



2013 MICHIGAN FOOTBALL



HAIL TO THE VICTORS VALIANT HAIL TO THE CONQUERING HEROES

11 NATIONAL TITLES

42 BOWL GAME APPEARANCES

42 BIG TEN TITLES

134 YEARS OF MICHIGAN FOOTBALL

ATHLETIC MEDIA RELATIONS • 1100 SOUTH STATE STREET • ANN ARBOR, MICHIGAN • OFFICE (734) 763-4423 • FAX (734) 647-1188 • MGOBLUE.COM

DID YOU KNOW?

- Saturday's game at Connecticut marks the first time that U-M has played a non-conference game on the East Coast since playing at Boston College on Sept. 16, 1995.
- Michigan has the longest active home winning streak among BCS conference teams, claiming 17 straight games at Michigan Stadium.
- The announced crowd of 115,109 for the Michigan-Notre Dame game on Sept. 7 set a new all-time attendance record for a football game -- college or NFL -- and broke the Michigan Stadium attendance record.
- U-M's win over Notre Dame on Sept. 7 was the Wolverines' 400th in Michigan Stadium history.
- U-M's 59 points against Central Michigan (Aug. 31) were the most by a Michigan team in a season opener since a 65-0 win over Ohio Wesleyan on Sept. 30, 1905.
- WR **Jeremy Gallon** has posted a reception in 29 straight games.
- Dating back to last season, Gallon has six touchdown catches over his last four games.
- QB **Devin Gardner** has recorded at least two touchdowns in eight consecutive games.
- Gardner's 376 total yards against Notre Dame (Sept. 7) rank as the ninth-greatest single-game effort in Michigan program history.
- U-M has won 19 consecutive games at Michigan Stadium in the month of September.
- **Brady Hoke** is the first Michigan head coach to go undefeated at home in his first two seasons at U-M since Fielding Yost (1901-02).
- With its win vs. Michigan State last season (Oct. 20), Michigan became the first program in NCAA history to reach 900 wins.
- Under the guidance of defensive coordinator **Greg Mattison**, Michigan has finished back-to-back seasons ranked in the top-20 in total defense for the first time since 1997-98.

Connecticut Huskies (0-2, 0-0 American Athletic Conference) vs. #14/#15 Michigan Wolverines (3-0, 0-0 Big Ten Conference)

**GAME 4: Saturday, September 21, 2013 • 8:00 PM ET
Rentschler Field (40,000), East Hartford, Conn.**



Series vs. Connecticut: 1-0
Last Meeting vs. Connecticut: Sept. 4, 2010
Television: ABC
Radio: Michigan IMG Sports Network
Live Stats: MGoBlue.com



GAMEDAY QUICK HITS

TELEVISION COVERAGE
ABC

Play-by-Play - Sean McDonough
 Color Analyst - Chris Spielman
 Sideline Reports - Shannon Spake

RADIO COVERAGE

The Michigan Football Radio Network is comprised of 40 affiliates in addition to Armed Services Radio and SiriusXM (channels 139 and 198). Frank Beckmann handles play-by-play with Jim Brandstatter serving as the color analyst. Doug Karsch provides sideline reports.

WOLVERINES AND THE HUSKIES

This will be U-M's second meeting with Connecticut. The first-ever encounter between the Wolverines and the Huskies came at the rededication of Michigan Stadium on Sept. 4, 2010, with the Maize and Blue earning a 30-10 victory in the season opener.

HEADING EAST

This will be the first time that Michigan plays a non-conference game on the East Coast since playing at Boston College on Sept. 16, 1995. The Wolverines won that contest, earning a 23-13 decision in Chestnut Hill. The last time U-M played a non-conference game in the Northeast was during the 1999 season, an 18-13 victory against Syracuse at the Carrier Dome (Sept. 18).

STREAKS TO WATCH

- WR **Jeremy Gallon** has posted a reception in 29 straight games.
- Gallon has posted at least four catches in eight straight games.
- QB **Devin Gardner** has recorded at least two touchdowns in eight consecutive games.
- K **Brendan Gibbons** has converted 114-straight PATs, which ranks second in program history behind J.D. Carlson (126, 1988-91).
- LB **Desmond Morgan** has tallied at least five tackles in 18 straight regular-season games.
- Under head coach **Brady Hoke**, Michigan has won 17 straight games at Michigan Stadium -- the longest active home winning streak among BCS conference teams.

TABLE OF CONTENTS

Game Day Information.....1
 Quick Facts.....2-3
 Tale of the Tape.....4
 National Polls.....9
 U-M Record When10
 Game Notes.....4-11
 Starting Lineups12
 Depth Chart.....13
 Rosters.....14-17
 Brady Hoke18-19
 Coaching and Support Staff.....19
 Individual Career Bests.....20-21
 Michigan Stadium.....22
 Game Recaps23-25

2013 SCHEDULE AND RESULTS

DATE.....	RANK.....	OPPONENT	RESULT	TIME.....	TV.....	ATTEND.
Aug. 31.....	17/ -	CENTRAL MICHIGAN.....	59-9	3:42 p.m.	BTN	112,618
Sept. 7.....	17/14	NOTRE DAME.....	41-30	8:12 p.m.	ESPN	115,109
Sept. 14.....	11/ -	AKRON	28-24	12:01 p.m.	BTN	107,120
Sept. 21	15/ -at Connecticut.....		8:00 p.m.	ABC	
Oct. 5.....	- / -	MINNESOTA* (HC).....		3:30 p.m.		
Oct. 12.....	- / -at Penn State.....		5:00 p.m.		
Oct. 19	- / -	INDIANA*.....		3:30 p.m.	BTN	
Nov. 2.....	- / -at Michigan State.....		TBA		
Nov. 9.....	- / -	NEBRASKA*.....		TBA		
Nov. 16.....	- / -at Northwestern		TBA		
Nov. 23.....	- / -at Iowa		TBA		
Nov. 30.....	- / -	OHIO STATE*.....		TBA		
Dec. 7	- / -	Big Ten Championship.....		TBA	FOX	

All Times Eastern
 * Big Ten Games
Home Games Bold at Michigan Stadium
 Rank (U-M / Opponent) from the Associated Press Top 25 Poll

MICHIGAN FOOTBALL QUICK FACTS

MEDIA RELATIONS

Phone: (734) 763-4423
Fax: (734) 647-1188
Internet Site: MGoBlue.com

Mailing Address:
 Public and Media Relations
 University of Michigan
 1100 S. State St.
 Ann Arbor, MI 48109-2201

ASSOCIATE A.D.
 David Ablauf (dablauf@umich.edu)

FOOTBALL
 Justin Dickens (dickensj@umich.edu)

SECONDARY FOOTBALL/MEN'S TENNIS
 Zach Eisendrath (zeisen@umich.edu)

PUBLICATIONS
 Barb Cossman (bcossman@umich.edu)

MEN'S BASKETBALL
 Tom Wywrot (twywrot@umich.edu)

WRESTLING/WATER POLO/FIELD HOCKEY
 Leah Howard (lchoward@umich.edu)

WOMEN'S SWIMMING AND DIVING/ SOFTBALL
 Michael Kasiborski (mkasibor@umich.edu)

VOLLEYBALL/BASEBALL
 Kent Reichert (kereiche@umich.edu)

WOMEN'S SOCCER/WOMEN'S GYMNASTICS/MEN'S SWIMMING AND DIVING
 Brad Rudner (brudner@umich.edu)

ICE HOCKEY/WOMEN'S ROWING
 Jeff Weinstein (weinstej@umich.edu)

WOMEN'S BASKETBALL/WOMEN'S TENNIS
 Sarah VanMetre (vanmetre@umich.edu)

WOMEN'S LACROSSE/ MEN'S AND WOMEN'S GOLF
 Whitney Dixon (whitdix@umich.edu)

MEN'S SOCCER/MEN'S GYMNASTICS/MEN'S LACROSSE
 Scott Kemps (skemps@umich.edu)

MEN'S AND WOMEN'S TRACK AND FIELD AND CROSS COUNTRY
 TBA

DIRECTOR OF INTERNET
 Jon Ripperger (ripp@umich.edu)

INTERNET
 Matt Baumer (mbaumer@umich.edu)

ADMINISTRATIVE ASSISTANT SENIOR
 Tara Preston (tlap@umich.edu)

ADMINISTRATIVE ASSISTANT
 Joan Medrich (jmedrich@umich.edu)

UNIVERSITY INFORMATION

School: University of Michigan
Location: Ann Arbor, Mich.
Enrollment: 41,942
Founded: 1817
University President: Mary Sue Coleman
Director of Athletics: Dave Brandon
Nickname: Wolverines
Colors: Maize and Blue
Band: Michigan Marching Band
Fight Song: The Victors
Conference: Big Ten

FOOTBALL INFORMATION

First Year of Varsity Status: 1879
All-Time Record: 906-315-36 (134th season)
All-Time Big Ten Record: 479-188-18 (106th season)
National Titles: 11
Big Ten Championships: 42
Bowl Games (Record): 42 (20-22)
Consensus All-Americans: 78
First-Team All-Big Ten Selections: 404

MICHIGAN STADIUM

Completed: 1927 (86th season)
Stadium Capacity: 109,901
Surface: FieldTurf (artificial)
Largest Crowd (Opp., Year): 115,109 (Notre Dame, 2013)
Record at Michigan Stadium: 401-120-15
Consecutive 100,000-plus Crowds: 247 (Nov. 8, 1975 to current)

2013 SEASON

Overall Record: 3-0 (1.000)
Big Ten Record: 0-0 (.000)
Home: 3-0 / **Away:** 0-0 / **Neutral:** 0-0

MICHIGAN HEAD COACHES

Brady Hoke 2011-present 22-7 (.759)
Rich Rodriguez 2008-10 15-22 (.405)
Lloyd Carr 1995-2007 122-40 (.753)
Gary Moeller 1990-94 44-13-3 (.758)
Bo Schembechler 1969-89 194-48-5 (.796)
Bump Elliott 1959-68 51-42-2 (.547)
Bennie Oosterbaan 1948-58 63-33-4 (.650)
Fritz Crisler 1938-47 71-16-3 (.806)
Harry Kipke 1929-37 46-26-4 (.632)
Tad Wieman 1927-28 9-6-1 (.594)
George Little 1924 6-2 (.750)
Fielding Yost 1901-23, 1925-26 165-29-10 (.833)
Biff Lea 1900 7-2-1 (.750)
Gustave Ferbert 1897-99 24-3-1 (.875)
William Ward 1896 9-1 (.900)
William McCauley 1894-95 17-2-1 (.875)
Frank Barbour 1892-93 14-8 (.636)
M. Murphy/F. Crawford 1891 4-5 (.444)

FOOTBALL HISTORY

First Year of Football 1879
 All-Time Record 906-315-36 (.735)
 All-Time Conference Record 479-188-18 (.712)
 All-Time Bowl Record 20-22 (.476)

National Championships 11
 1901, 1902, 1903, 1904, 1918, 1923, 1932, 1933, 1947, 1948, 1997

Conference Championships 42
 1898, 1901, 1902, 1903, 1904, 1906, 1918, 1922, 1923, 1925, 1926, 1930, 1931, 1932, 1933, 1943, 1947, 1948, 1949, 1950, 1964, 1969, 1971, 1972, 1973, 1974, 1976, 1977, 1978, 1980, 1982, 1986, 1988, 1989, 1990, 1991, 1992, 1997, 1998, 2000, 2003, 2004

Bowl Appearances 42
 1901, 1947, 1950, 1964, 1969, 1971, 1975, 1976, 1977, 1978, 1979, 1980, 1981, 1982, 1983, 1984, 1985, 1986, 1987, 1988, 1989, 1990, 1991, 1992, 1993, 1994, 1995, 1996, 1997, 1998, 1999, 2000, 2001, 2002, 2003, 2004, 2005, 2006, 2007, 2010, 2011, 2012

Undefeated Seasons 23
 1879, 1880, 1884, 1885, 1886, 1887, 1898, 1901, 1902, 1903, 1904, 1910, 1918, 1922, 1923, 1930, 1932, 1933, 1947, 1948, 1973, 1992, 1997

10+ Win Seasons 26
 1898, 1901, 1902, 1903, 1904, 1905, 1947, 1971, 1972, 1973, 1974, 1976, 1977, 1978, 1980, 1985, 1986, 1989, 1991, 1997, 1998, 1999, 2002, 2003, 2006, 2011

Most Consecutive Wins 29 (Sept. 28, 1901 – Oct. 31, 1903)
 All-Time Points Scored 31,373
 First-Team All-Americans 129 (78 consensus)
 First-Team All-Big Ten Players 404 (No. 1 in the Big Ten)
 Heisman Trophy Winners 3 (1941, 1991, 1997)
 Years with U-M Player in Heisman Top 10 26
 National Award Winners 11
 College Football Hall of Fame Members 36
 All-Time NFL Draft Picks 339 (two No. 1 picks)
 All-Time First Round Picks 50
 Michigan on TV 447 Games; 293-146-8 (No. 1 nationally)
 First TV Game U-M 55, MSU 0 (Sept. 27, 1947 on WWJ-TV)

MICHIGAN FOOTBALL BY DECADE

2010s 29-13 (.690)
2000s 81-43-0 (.653)
1990s 93-26-3 (.775)
1980s 90-29-2 (.752)
1970s 96-16-3 (.848)
1960s 55-40-0 (.579)
1950s 52-36-3 (.588)
1940s 74-15-3 (.821)
1930s 53-26-4 (.663)
1920s 58-16-4 (.769)
1910s 52-18-6 (.723)
1900s 82-8-3 (.898)
1890s 72-20-2 (.777)
1880s (no games in 1882) 18-9-0 (.667)
1879 1-0-1 (.750)
Overall	906-315-36 (.735)

WEEKLY MEDIA AVAILABILITIES - CONNECTICUT

MONDAY	TUESDAY	WEDNESDAY
12:30 P.M. - Head Coach Brady Hoke Press Conference at Junge Family Champions Center	12:00-12:10 P.M. - Head Coach Brady Hoke Big Ten Teleconference Call	11:30 A.M. - Players available at Glick Field House (Tenatively: Jeremy Galton and Devin Gardner)
1:00 P.M. - Players' Press Conference at Junge Family Champions Center: (Tenatively: Taylor Lewan, James Ross III, Michael Schofield)	12:15 - 12:30 P.M. - Greg Mattison Press Conference at Glick Field House	12:00 P.M. - Head Coach Brady Hoke available at Glick Field House
	12:30 - 12:45 P.M. - Al Borges Press Conference at Glick Field House	*All interview requests should be directed to the University of Michigan Public and Media Relations office.
	6:00 P.M. - Players available at Glick Field House (Tenatively: Jibreel Black, Blake Countess, Drew Dileo and Desmond Morgan)	

BIG TEN TELECONFERENCE

The Big Ten Teleconferences run throughout the season on a weekly basis, starting Tuesday, Aug. 27. Head coach Brady Hoke will participate on the conference call at 12 p.m. Eastern (11 a.m. Central). The media call-in number can be obtained by calling the Big Ten Conference.

Following is the coaches teleconference lineup:

Time	Coach
12:00	Brady Hoke, Michigan
12:10	Gary Andersen, Wisconsin
12:20	Bo Pelini, Nebraska
12:30	Mark Dantonio, Michigan State
12:40	Kirk Ferentz, Iowa
12:50	Jerry Kill, Minnesota
1:00	Tim Beckman, Illinois
1:10	Darrell Hazell, Purdue
1:20	Bill O'Brien, Penn State
1:30	Pat Fitzgerald, Northwestern
1:40	Urban Meyer, Ohio State
1:50	Kevin Wilson, Indiana

MICHIGAN RADIO NETWORK

In its 11th season as a division of IMG College, the Michigan Sports Network represents one of the largest and most-listened to college sports network in the Midwest. Anchored by WWJ-AM (950) in Detroit, the Michigan IMG Radio Network is comprised of 40 affiliate stations in Michigan and Ohio during football season. In addition, U-M football can also be heard on American Armed Forces Radio and is also available on Sirius/XM. Frank Beckmann (play-by-play) and Jim Brandstatter (color) bring the action to you from the booth, with Doug Karsch providing sideline reports and analysis. Following is a list of radio affiliates:

City	Station	Dial Pos.
Alma	WQBX	104.9 FM
Alpena	WATZ	1450 AM
Ann Arbor	WTKA	1050 AM
Battle Creek	WBXX	104.9 FM
Benton Harbor	WSJM	1400 AM
Benton Harbor	WSJM	94.9 FM
Cadillac	WKAD	93.7 FM
Cassopolis	WGTO	910 AM
Charlevoix	WMKT	1270 AM
Charlevoix	WMKT	102.3 FM
Cleveland, Ohio	WHKW	1220 AM
Detroit	WWJ	950 AM
Escanaba	WDBC	680 AM
Flint	WTRX	1330 AM
Frankfort	WBNZ	92.3 FM
Grand Haven	WGHN	1370 AM
Grand Rapids	WOOD	1300 AM
Grayling	WQON	100.3 FM
Ishpeming	WIAN	1240 AM
Jackson	WKHM	970 AM
Kalamazoo	WQLR	1660 AM
Lansing	WQTX	92.1 FM
Ludington	WKZC	94.9 FM
Marine City	WHLX	1590 AM
Marquette	WDMJ	1320 AM
Muskegon	WOOD	106.9 FM
Newberry	WNBX	1450 AM
Niles	WNIL	1290 AM
Oscoda	WWTH	100.7 FM
Petoskey	WMBN	1340 AM
Port Huron	WHLH	1450 AM
Reed City	WBRN	95.1 FM
Rogers City	WHAK	980 AM
Rogers City	WHAK	99.9 FM
Saginaw	WSGW	790 AM
Sault Ste. Marie	WKNW	1400 AM
Sturgis	WBET	1230 AM
Toledo	WXKR	100.7 FM
Traverse City	WTCM	580 AM
Warren/Youngstown, Ohio	WHKZ	1440 AM

U-M football can also be heard on American Armed Forces Radio and is also available on Sirius Satellite Radio.

INSIDE MICHIGAN FOOTBALL TV SHOW

The Inside Michigan Football TV show presented by PNC Bank returns for its sixth season in 2013. Fox Sports Detroit will air 15 shows throughout the fall, beginning with the premier on Aug. 26 at 5:30 p.m. ET. Wolverines Head Coach Brady Hoke will be joined by host Jim Brandstatter for the 30-minute program that includes game and practice highlights, student-athlete features and in-depth analysis of past and future games. Inside Michigan Football will be broadcast each Monday evening (start time varies from 5:00-6:00 p.m.) from Aug. 26-Nov. 25.

For the second straight season, Inside Michigan Football will be available to fans on the Big Ten Digital Network. The show will be available on MGoBlue.com immediately following its airing on FSD.

INSIDE MICHIGAN FOOTBALL RADIO SHOW

Head Coach Brady Hoke will appear each week on the Inside Michigan Football Radio Show. The hour-long show originates on WXYT Radio every Wednesday evening at 7 p.m., with Jim Brandstatter hosting the show. The show is broadcast live from Pizza House (PizzaHouse.com) located at 618 Church Street in Ann Arbor. Following are the stations covering the show:

City	Station	Dial Pos.
Alma	WFYC	1280 AM
Alpena	WATZ	1450 AM
Ann Arbor	WTKA	1050 AM
Battle Creek	WBCK	930 AM
Benton Harbor	WSJM	1400 AM
Benton Harbor	WSJM	94.9 FM
Cadillac	WKAD	93.7 FM
Caro	WKYO	1360 AM
Cassopolis	WGTO	910 AM
Charlevoix	WMKT	1270 AM
Charlevoix	WMKT	102.3 FM
Detroit	WXYT	1270 AM
Escanaba	WDBC	680 AM
Flint	WTRX	1330 AM
Frankfort	WBNZ	92.3 FM
Grand Rapids	WMAX	96.1 FM
Grayling	WQON	100.3 FM
Ishpeming	WIAN	1240 AM
Jackson	WKHM	970 AM
Kalamazoo	WQLR	1660 AM
Lansing	WQTX	92.1 FM
Ludington	WKZC	94.9 FM
Marquette	WDMJ	1320 AM
Marine City	WHLX	1590 AM
Niles	WNIL	1290 AM
Petoskey	WMBN	1340 AM
Port Huron	WHLH	1450 AM
Saginaw	WSGW	790 AM
Sturgis	WBET	1230 AM
Toledo, Ohio	W264K	100.7 FM
Traverse City	WTCM	580 AM

MGOBLUE.COM



TALE OF THE TAPE

2013 STATISTICS

OFFENSE

Michigan	Category	Connecticut
42.7	Scoring	19.5
449.3	Total Yards	335.0
195.0	Rushing Offense	57.5
254.3	Passing Offense	277.5
147.85	Pass Efficiency	129.08
66	First Downs	36
51%	3rd-Down Conv.	29%
100%	4th-Down Conv.	33%
3	Sacks Allowed	10
79%	Red Zone Offense (TD Eff.)	25%
86%	Red Zone Offense (Scoring Eff.)	100%
8.2	Punt Returns	1.0
22.5	Kick Returns	19.7
34.6	Avg. Punting	37.5
31.2	Net Punting	34.6
3-of-4	Field Goals	3-of-3
18-150	Penalties	10-81
-2	Turnover Margin	--
31:41	Time Of Possession	27:44

2013 STATISTICS

DEFENSE

Michigan	Category	Connecticut
21.0	Scoring	32.5
346.0	Total Yards	447.0
89.7	Rushing Offense	212.5
256.3	Passing Offense	234.5
103.69	Pass Efficiency	145.82
56	First Downs	38
45%	3rd-Down Conv. Allowed	35%
0%	4th-Down Conv. Allowed	40%
5	Sacks By	0
27%	Red Zone Defense (TD Eff.)	71%
64%	Red Zone Defense (Scoring Eff.)	100%
9.0	Punt Returns	4.0
24.5	Kick Returns	26.1
41.4	Avg. Punting	37.5
36.4	Net Punting	37.3
7-of-9	Field Goals Against	3-of-4
17-145	Penalties	11-124
28:19	Opponent Time Of Possession	32:17

MICHIGAN VS. CONNECTICUT

MICHIGAN LEADS ALL-TIME SERIES 3-0

Year	Site	W/L	U-M	CMU
2010	Ann Arbor	W	30	10

THE LAST TIME VS. CONNECTICUT ..

- Sophomore quarterback Denard Robinson rushed for 197 yards and one touchdown to go along with 186 yards passing and a score to lead U-M to a 30-10 victory over Connecticut at the Rededication of Michigan Stadium. The Wolverines won the regular-season opener by dominating the ground game with a 287-138 advantage in rushing yards for three touchdowns on 61 carries.
- In his first career start at quarterback, Robinson carried it 29 times for the record total and went 19-of-22 passing. He also posted a 32-yard touchdown rush and a 11-yard touchdown toss.

MICHIGAN VS. AMERICAN ATHLETIC CONFERENCE

- Michigan is 6-0 against teams currently in the American Athletic Conference.
- This marks head coach **Brady Hoke's** first game against a current member of the American Athletic Conference.

U-M HEAD-TO-HEAD AGAINST TEAMS IN THE AAC

School	W	L	T	Pct.
Central Florida	0	0	0	.000
Cincinnati	0	0	0	.000
Connecticut	1	0	0	.000
Houston	3	0	0	1.000
Louisville	0	0	0	.000
Memphis	1	0	0	1.000
Rutgers	0	0	0	.000
Southern Methodist	1	0	0	1.000
South Florida	0	0	0	.000
Temple	0	0	0	.000
Totals	6	0	0	1.000

LAST WEEK...

- The No. 11-ranked University of Michigan football team used a goal-line stand as time expired to hang on for a 28-24 win over Akron on Saturday afternoon (Sept. 14) in front of 107,120 at Michigan Stadium.
- Senior/junior quarterback **Devin Gardner** went 16-for-30 with 248 yards and two touchdowns passing and accounted for 103 yards rushing with one touchdown. Fifth-year senior running back **Fitzgerald Toussaint** rushed for 71 yards and one touchdown, with fifth-year senior wide receiver **Jeremy Gallon** catching six passes for a team-best 66 yards and sophomore tight end **Devin Funchess** grabbing two passes for 65 yards and a touchdown.
- On the defensive side of the ball, sophomore linebacker **James Ross III** led the way with 10 tackles, including one for a loss. Meanwhile, sophomore safety **Jarrod Wilson** and sophomore defensive back **Blake Countess** each recorded an interception.

WOLVERINES FACE TOUGH SCHEDULE IN 2013

- Four of Michigan's 12 regular-season opponents posted 10+ victories in 2012 -- Ohio State (12-0), Notre Dame (12-1), Northwestern (10-3) and Nebraska (10-4).
- Six of the Wolverines' 12 regular-season opponents received bowl bids in 2012, while compiling a 52-27 record (.659 winning percentage)
- U-M faces arguably its toughest stretch in

November, going up against four consecutive Legends Division foes -- at Michigan State (Nov. 2), vs. Nebraska (Nov. 9), at Northwestern (Nov. 16) and at Iowa (Nov. 23) -- before concluding its regular-season slate by hosting Ohio State in the 110th edition of "The Game" on Nov. 30.

MAKING HISTORY

The announced crowd of 115,109 fans at the Big House for the U-M/Notre Dame football game on Sept. 7 set a new all-time attendance record for a football game -- college or NFL -- and broke the Michigan Stadium attendance record. The previous Michigan Stadium record was 114,804, established at U-M's previous home game vs. Notre Dame on Sept. 10, 2011.

HOME-FIELD ADVANTAGE

- Under head coach **Brady Hoke**, Michigan has won 17 straight games at Michigan Stadium -- the longest active home winning streak among BCS conference teams.
- The Wolverines have not lost at home since falling to Wisconsin on Nov. 20, 2010.
- Michigan boasted back-to-back undefeated seasons at home for the second time in 35 years; U-M also went perfect at home from 2003-04, posting a 13-0 record over the stretch.
- Hoke is the first Michigan head coach to go undefeated at home in his first two seasons at U-M since Fielding Yost (1901-02).

MICHIGAN'S LONGEST HOME WINNING STREAKS

- Michigan's 17-game home winning streak is tied for the fifth-longest such streak in program history.

Streak	Beginning-Ending
50	1901-1907
28	1969-1973
23	1897-1900
18	1894-1897
17	2011-present
17	1976-1978
16	2002-2005
14	1984-1986
14	1946-1949
14	1925-1927
14	1921-1924
13	1999-2001
13	1917-1919
12	1982-1984
12	1883-1891
11	1931-1933

SEPTEMBER SUCCESS

Dating back to the 2007 season, U-M has won 19 consecutive games at Michigan Stadium in the month of September.

Year	September Home Record
2007	2-2*
2008	2-0
2009	4-0
2010	3-0
2011	4-0
2012	2-0
2013	1-0
Total	19-2

* U-M has not lost a September home game since falling to Oregon (39-7) at Michigan Stadium of Sept. 8, 20

2013 CAPTAINS

- The U-M football team elected four players, seniors **Taylor Lewan**, **Courtney Avery** and **Cam Gordon** and senior/junior **Jake Ryan**, as captains for the 134th team in school history. It marks the third time in Michigan Football history the team will have four captains. The four players were selected in a vote of their teammates during fall camp.

TAKING THE HELM

- After stepping in behind center for the final five games last season, senior/junior quarterback **Devin Gardner** will look to guide the U-M offense in 2013.
- Through three games, Gardner has showcased his dual-threat ability, completing 47-of-78 passes for 704 yards and seven touchdowns and rushing for a team-high 237 yards and four touchdowns on 30 carries.
- Gardner is averaging 313.7 yards of total offense per game this season, which ranks first in the Big Ten and 23rd in the nation through three weeks of play.
- Last week vs. Akron (Sept. 14), Gardner completed 16-of-30 passes for 248 yards and two touchdowns and carried the ball 10 times for a career-best 103 yards and one touchdown.
- As part of his career-best rushing effort against the Zips, Gardner recorded three 30+-yard rushes, including a career-long 36-yard run.
- Gardner's 376 total yards of offense against Notre Dame (Sept. 7) marks the ninth-greatest single-game effort in Michigan program history. Gardner completed 21-of-33 passes for 294 yards and four touchdowns against the Fighting Irish, while carrying the ball 13 times for a career-best 82 yards and one touchdown.
- His four passing touchdowns against Notre Dame were a career best. The last Wolverine quarterback to throw for four touchdowns was Denard Robinson against Notre Dame on Sept. 10, 2011.
- Gardner has accounted for at least two touchdowns in eight consecutive games, and has tallied at least three touchdowns in seven of his last eight games.
- With Gardner under center, Michigan ranks 23rd in the nation -- and fourth in the Big Ten -- in scoring offense, averaging 42.7 points per game through three games.
- Gardner has connected with eight different receivers in each of Michigan's first three games this season.
- Gardner is 24-of-30 on third-down passing plays. He completed 23 straight passes on third down through a seven-game stretch from last season's game at Minnesota on Oct. 29 to this season's game vs. Akron (Sept. 14).
- In place of an injured Denard Robinson in 2012, Gardner completed 75-of-126 passes (59.5%) for 1,219 yards and 11 scores and carried the ball 47 times for 101 yards and seven touchdowns.

RED ZONE SUCCESS

- In senior/junior quarterback **Devin Gardner's** eight starts at quarterback, Michigan has made 30 trips to the red zone, scoring touchdowns on 24 of those trips.
- In U-M's 41-30 victory over Notre Dame on Sept. 7, the Wolverines were 4-of-4 in the red zone, with Gardner accounting for all four scores (three passing, one rushing). In total, Gardner has accounted for 19 of U-M's 24 red zone touchdowns over the last eight games.

ELITE COMPANY

- Senior/junior quarterback **Devin Gardner** joined elite company with his performance vs. Iowa on Nov. 17, 2012. He threw for 314 yards and three touchdowns and rushed for 37 yards and three scores against the Hawkeyes, becoming only the sixth player since 2000 to throw for 300+ yards, pass for three touchdowns and rush for three scores in the same game. Collin Klein (Kansas State), Johnny Manziel (Texas A&M), Keith Price (Washington), Dan Lefevour (Central Michigan) and Kellen Clemens (Oregon) are the only other players to accomplish the feat during that span.
- In the same game, Gardner became the first U-M player to account for six touchdowns in one game since Steve Smith scored three rushing and three passing touchdowns at Minnesota in 1983.
- He also became the first Wolverine player to

rush for three touchdowns in one game since Denard Robinson posted three against San Diego State in 2011.

BIG PLAYS

- U-M has generated 21 offensive plays of 20+ yards through three games this season, 11 20+-yard receptions (4, Jeremy Gallon; 2, Devin Funchess; 2 Fitzgerald Toussaint; 1, Jehu Chesson; 1, Drew Dileo; 1, Joe Reynolds) and 10 20+-yard runs (5, Devin Gardner; 3, Fitzgerald Toussaint; 1, Derrick Green; 1, Dennis Norfleet)

61 - Rec. - Jeremy Gallon from Devin Gardner vs. Notre Dame (Sept. 7)

48 - Rec - Devin Funchess from Devin Gardner vs. Akron (Sept. 14)

45 - Rec. - Joe Reynolds from Devin Gardner vs. Central Michigan (Aug. 31)

41 - Rec. - Jeremy Gallon from Devin Gardner vs. Notre Dame (Sept. 7)

38 - Run - Dennis Norfleet vs. Central Michigan (Aug. 31)

36 - Rec. - Drew Dileo from Devin Gardner vs. Central Michigan (Aug. 31)

36 - Run - Devin Gardner vs. Akron (Sept. 14)

35 - Run - Devin Gardner vs. Notre Dame (Sept. 7)

35 - Run - Devin Gardner vs. Akron (Sept. 14)

35 - Run - Devin Gardner vs. Akron (Sept. 14)

33 - Rec - Jehu Chesson from Devin Gardner vs. Akron (Sept. 14)

31 - Rec. - Fitz Toussaint from Devin Gardner vs. Notre Dame (Sept. 7)

36 - Rec. - Devin Funchess from Shane Morris vs. Central Michigan (Aug. 31)

30 - Run - Derrick Green vs. Central Michigan (Aug. 31)

27 - Rec - Fitz Toussaint from Devin Gardner vs. Akron (Sept. 14)

24 - Run - Fitz Toussaint vs. Akron (Sept. 14)

22 - Run - Devin Gardner vs. Central Michigan (Aug. 31)

22 - Rec. - Jeremy Gallon from Devin Gardner vs. Notre Dame (Sept. 7)

22 - Run - Fitz Toussaint vs. Notre Dame (Sept. 7)

20 - Run - Fitz Toussaint vs. Central Michigan (Aug. 31)

20 - Rec - Jeremy Gallon from Devin Gardner vs. Akron (Sept. 14)

Bold indicates a TOUCHDOWN

MOVING THE CHAINS

- With senior/junior quarterback **Devin Gardner** behind center, Michigan has put together 12 70+-yard touchdown drives this season, including five against Central Michigan (Aug. 31), four against Notre Dame (Sept. 7) and three against Akron (Sept. 14).
- Gardner orchestrated 11 70+-yard touchdown drives over the final five games of the 2012 season, including three 90+-yard touchdown drives (two at Minnesota, one vs. Northwestern).

RETURNING FOR MORE

- Despite being considered by many analysts as a high first-round selection in the 2013 NFL Draft, fifth-year senior offensive tackle **Taylor Lewan** elected to return to Ann Arbor for his senior season with Team 134.
- Lewan, a three-year starter who has started 38 career games at left tackle -- including 31 consecutive -- looks to become only the ninth Michigan offensive lineman to be a starter for four seasons for the Maize and Blue (must start at least half of team's games each year to qualify). Most recently, Jeff Backus and Steve Hutchinson started on the line from 1997-2000.
- The Cave Creek, Ariz., native has been tabbed a first-team Preseason All-American by ESPN.com, CBSSports.com, SI.com and Sporting News, and named to the 2013 national watch lists for the Outland Trophy and the Maxwell, Rotary Lombardi and Walter Camp Player of the Year Awards.

A LOOK AT THE WOLVERINES . . .

STATISTICAL RANKINGS IN 2013

OFFENSE

Category	Statistic	Big Ten	NCAA
Team, Points/Game	42.7	4th	23rd
Team, Total Offense	449.3	6th	52nd
Team, Passing	254.3	5th	50th
Team, Rushing	195.0	9th	52nd
Team, Sacks Allowed	1.00 avg.	4th	18th
Team, 3rd Down Conv.	51%	4th	24th
Team, 4th Down Conv.	100%	1st	T-1st
Team, Red Zone Offense	85.7%	7th	57th
D. Gardner, Passing	234.7	4th	41st
D. Gardner, Yds/Comp.	14.98	3rd	16th
D. Gardner, Rushing	79.0	9th	60th
D. Gardner, Total Offense	313.7	1st	23rd
J. Gallon, Receiving Yards	99.0	2nd	27th
J. Gallon, Receptions/Game	6.0 avg.	3rd	42nd

DEFENSE

Category	Statistic	Big Ten	NCAA
Team, Total Defense	346.0	6th	45th
Team, Scoring Defense	21.0	6th	48th
Team, Pass Defense	256.3	7th	85th
Team, Red Zone Defense	63.6%	1st	17th
Passes Intercepted	5	3rd	12th
Sacks	1.67 avg.	6th	62nd
B. Countess, INT	1.0 avg.	1st	1st
B. Beyer, Sacks	0.7 avg.	4th	T-61st
C. Gordon, Sacks	0.7 avg.	4th	T-61st

SPECIAL TEAMS

Category	Statistic	Big Ten	NCAA
B. Gibbons, Scoring	8.7 avg.	8th	76th

OFFENSE

- Offensive Formation:** Pro Style
- Offensive Starters Returning/Lost:** 5/6
- Offensive Lettermen Returning/Lost:** 24/12

RETURNING STARTERS FROM 2012

Player	Pos.	Ht.	Wt.	Year/Elig.
Devin Gardner	QB	6-4	210	Sr./Jr.
Jeremy Gallon	WR	5-8	187	5th Sr.
Taylor Lewan	LT	6-8	308	5th Sr.
Michael Schofield	RT	6-7	303	5th Sr.
Fitzgerald Toussaint	RB	5-10	200	5th Sr.

DEFENSE

- Defensive Formation:** 4-3
- Defensive Starters Returning/Lost:** 6/5
- Defensive Lettermen Returning/Lost:** 21/11

RETURNING STARTERS FROM 2012

Player	Pos.	Ht.	Wt.	Year/Elig.
Brennen Beyer	LB	6-3	254	Jr.
Desmond Morgan	WLB	6-1	227	Jr.
Jake Ryan	SLB	6-3	241	Sr./Jr.
Thomas Gordon	FS	5-11	208	5th Sr.
Raymon Taylor	CB	5-10	186	Jr.
Quinton Washington	DT	6-4	305	5th Sr.

U-M LEADS NATION IN WINS ALL-TIME

- The Michigan football program extended its lead in all-time NCAA Division 1 FBS victories during the 2013 season.
- Michigan leads the nation in wins (906), followed by Texas (868) and Notre Dame (867).
- Michigan's 906 victories are the most of any institution in all divisions of college football.

TOP 5 BCS SCHOOLS BY WINNING PERCENTAGE

School	Record	Pct.
1. Michigan	906-315-36	735
2. Notre Dame	867-302-42	733
3. Oklahoma.....	833-310-53	719
4. Ohio State	841-315-53	718
5. Texas.....	868-337-33	714

TOP 5 BCS SCHOOLS BY WINS

School	Record	Pct.
1. Michigan	906-315-36	735
2. Texas.....	868-337-33	714
3. Notre Dame	867-302-42	733
4. Nebraska.....	858-354-40	701
5. Ohio State	841-315-53	718

107th Season of Big Ten Action

- Michigan enters its 107th season of competition in the Big Ten Conference.
- The Wolverines have compiled an impressive 479-188-18 record in conference play and have claimed a league-leading 42 championships.
- U-M also leads the conference with 404 first-team All-Big Ten selections.

U-M In 134th Season of Gridiron Action

- U-M enters its 134th season of gridiron action.
- The Wolverine program was established in 1879 when a group of 13 men fielded the first football team in school history and played a pair of off-campus games. U-M defeated Racine, 1-0, at White Stocking Park in Chicago, Ill., on May 30, 1879, for the first victory in school history. The Wolverines tied Toronto, 0-0, in Detroit to finish the year 1-0-1.
- U-M enters its 131st year of uninterrupted gridiron action, with 1882 being the only season that the program did not play any varsity games.
- The Wolverines are the sixth oldest football program in NCAA history.

OLDEST COLLEGE FOOTBALL PROGRAMS

School	Years
Princeton	144
Rutgers	144
Yale	141
Harvard	139
Pennsylvania	137
Michigan	134
Amherst	133
Navy	132

• Lewan was a 2012 All-America first-team choice by the Walter Camp Football Foundation, Associated Press, ESPN.com and SI.com. He also was named the Big Ten Rimington-Pace Offensive Lineman of the Year and was an All-Big Ten first team choice by the league's coaches and media.

MR. PRODUCTIVITY

• Wide receiver **Jeremy Gallon** has posted a reception in 29 consecutive games, which ranks fifth all-time in U-M history. He is one game short of tying Mercury Hayes for fourth all-time. Braylon Edwards owns the program record with a reception in 38-straight games.

Consecutive Games with a Reception

Player	Consecutive Games
1. Braylon Edwards	38
2. Jason Avant	35
3. Marquise Walker	32
4. Mercury Hayes	30
5. Jeremy Gallon	29
6. Amani Toomer	26
Adrian Arrington	26
8. David Terrell	25
9. Desmond Howard	24
10. Anthony Cater	20

- Gallon, who has posted at least four catches in each of his last eight games, recorded his 100th career reception against Akron on Sept. 14.
- Gallon set career highs in both receiving yards (184) and touchdowns (three) against Notre Dame on Sept. 7.
- The fifth-year senior wideout's 184 receiving yards against the Fighting Irish were the most by a U-M receiver since Roy Roundtree posted a program-record 246 yards against Illinois on Nov. 6, 2010, and the sixth most in program history.
- In total, Gallon has posted four career 100-yard receiving efforts, three of which came in 2012. He tallied a career-high nine catches for 145 yards vs. South Carolina in the Outback Bowl on Jan. 1, notched a 133-yard performance vs. Iowa on Nov. 17 and recorded a 107-yard effort in the season opener vs. Alabama on Sept. 1.
- Gallon led Michigan in receptions (49), receiving yards (829) and receiving yards per game (63.8) in 2012.

THIRD TIME'S A CHARM

- In U-M's 41-30 victory over Notre Dame on Sept. 7, wide receiver **Jeremy Gallon** became the first Wolverine to record three touchdown catches since Mario Manningham vs. Notre Dame on Sept. 16, 2006.
- Gallon's four touchdown receptions through three games lead the Big Ten and are tied for the most in the country by a wide receiver in the FBS.
- Gallon has been racking up touchdown receptions as of late. Dating back to last season's Outback Bowl, the fifth-year wideout has posted six touchdown catches over his last four games.

MAKING HIS MARK

- Sophomore tight end **Devin Funchess** earned Freshman All-American honors from the Football Writers Association of America (FWAA) in 2012, pacing U-M tight ends with 15 receptions for 234 yards and five touchdowns during his freshman campaign.
- Funchess has started his sophomore campaign by hauling in seven receptions for 131 yards, including a career-long 48-yard touchdown catch against Akron on Sept. 14.
- Funchess registered four catches for 106 receiving yards in Michigan's 31-25 victory over Air Force on Sept. 8, 2012, becoming only the ninth Wolverine freshman to register a 100-yard receiving game and the first since Roy Roundtree posted 126 yards vs. Purdue on Nov. 7, 2009.
- Funchess also became the first U-M tight end to surpass 100 yards since Jerame Tuman recorded

126 against Colorado in 1997.

- The first five catches of Funchess' career were all for 20 yards or more, while the first six all converted first downs.
- With five touchdowns during his freshman campaign, Funchess finished the season tied for fourth all time among receiving touchdown leaders by tight ends. Eric Kattus boasts the record in the category with eight in 1985.

Season Receiving Touchdowns (Tight Ends)

Player	Touchdowns
1. Eric Kattus	8
2. Tony McGee	6
Doug Martin	6
4. Devin Funchess	5
Jerame Turman	5
Jerame Tuman	5
Bennie Joppru	5
7. Jim Mandich	4
Kevin Koger	4
10. Jim Mandich	3

POUNDRING THE ROCK

- Nine Michigan players used a combined 47 carries to produce 242 rushing in Michigan's season-opening victory over Central Michigan on Aug. 31.
- Freshman running back **Derrick Green** led the rushing attack against CMU, posting a team-best 58 rushing yards -- on 11 carries -- in his collegiate debut, and recording his first career touchdown on a one-yard run in the third quarter.
- **Fitzgerald Toussaint** added 57 yards on 14 carries, while quarterback **Devin Gardner** tallied a 52 yards on the ground.
- In total, six U-M running backs saw the field against the Chippewas: Green, Toussaint, **Drake Johnson**, **De'Veon Smith**, **Thomas Rawls** and **Justice Hayes**.

RETURNING TO FORM

- Fifth-year senior running back **Fitzgerald Toussaint** is back at full strength after suffering a season-ending leg injury last season against Iowa.
- Toussaint registered his fifth career multi-touchdown effort in the season opener against CMU (Aug. 31). The two touchdowns were Toussaint's first since scoring against Minnesota last season (Nov. 3, 2012).
- Toussaint scored the game-winning touchdown against Akron last week, finding the end zone with 2:49 remaining in the fourth quarter to help U-M to a 28-24 victory over the Zips.

3RD-DOWN SUCCESS

- Last season, Michigan broke the program single-season record for highest third-down conversion percentage, converting 87 of 173 third downs (50.3%), good for first in the Big Ten and sixth in the nation. The previous school record was 49.6% in 1986.
- Through three games, U-M ranks fourth in the Big Ten and 24th in the nation in the category, converted 19 of 37 third-down attempts (51%).

BLOCK PARTY

- In U-M's season opener against Central Michigan, freshman defensive back **Dymonte Thomas** blocked the Chippewas' first punt attempt of the game and fifth-year senior wide receiver **Joe Reynolds** scooped up the ball and returned it 30 yards for a touchdown.
- The play marked Michigan's first blocked punt return for a touchdown since Brandon Graham scored against Delaware State in 2009.
- Dating back to last season, U-M has registered a block in two of its last four games. Defensive tackle **Quinton Washington** blocked a South Carolina field goal attempt in the 2013 Outback Bowl.

UNDER PRESSURE

Michigan posted four sacks against Central Michigan (Aug. 31), matching last season's high, which it recorded against Ohio State (Nov. 24, 2012). Fifth-year senior linebacker **Cam Gordon** posted two sacks -- the first of his career -- for a combined loss of 13 yards.

Junior linebacker **Brennen Beyer** recorded a sack in each of the first two games -- the first two quarterback takedowns of his career.

COUNT THE PICKS

Junior/sophomore cornerback **Blake Countess** has notched three interceptions over the last two games, including the first two interceptions of his collegiate career against Notre Dame on Sept. 7. Prior to Countess, the last Wolverine player to record two interceptions in a game was James Rogers at Purdue on Nov. 13, 2010.

Countess' three interceptions are tied for the most in the country through three games. His three picks this season also mark the highest total by a Michigan player since 2009.

YOUTH SERVED

Twenty-seven Michigan players made their collegiate debuts against Central Michigan on Aug. 31. Twelve true freshmen have seen the field through the first two games of the season: tight end **Jake Butt**, defensive end **Taco Charlton**, linebacker **Ben Gedeon**, running back **Derrick Green**, defensive back **Delano Hill**, wide receiver **Da'Mario Jones**, defensive back **Jourdan Lewis**, quarterback **Shane Morris**, running back **De'Veon Smith**, defensive back **Channing Stribling**, safety **Dymonte Thomas** and wide receiver **Csont'e York**.

FRESH FACES

Six U-M players earned their first collegiate start against CMU (Aug. 31): junior/sophomore left guard **Graham Glasgow**, junior/sophomore center **Jack Miller**, sophomore/freshman right guard **Kyle Kalis**, junior/sophomore defensive end **Keith Heitzman**, senior/junior safety **Josh Furman** and sophomore safety **Jarrod Wilson**.

Sophomore linebacker **Joe Bolden**, freshman tight end **Jake Butt**, sophomore/freshman wide-out **Jehu Chesson** and sophomore fullback **Sioune Houma** each made their first career starts against Akron (Sept. 14).

ON THE COMEBACK TRAIL

Senior/junior linebacker **Jake Ryan** is out indefinitely after tearing his anterior cruciate ligament (ACL) during spring practice. However, head coach **Brady Hoke** is hopeful Ryan can return to the field by October.

Ryan led the Wolverines in 88 total tackles (88), solo stops (56), tackles for loss (16), sacks (4.5) and forced fumbles (4) in 2012.

Last season, Ryan earned All-Big Ten second-team honors by the media and was the Roger Zatkoff Award recipient as U-M's top linebacker.

Dating back to 2011, Ryan had tallied a tackle-for-loss in 17 of his last 19 games.

DEFENSIVE PRESENCE

Under the guidance of defensive coordinator **Greg Mattison**, Michigan has finished back-to-back seasons ranked in the top-20 in total defense for the first time since 1997-98.

Year	TOTAL DEFENSE Ranking
1997	1
1998	5
1999	32
2000	74
2001	12
2002	42
2003	11
2004	33
2005	36
2006	10
2007	24

2008	67
2009	82
2010	110
2011	17
2012	13

TOP OF THE CHARTS

Fifth-year senior kicker **Brendan Gibbons** set a new program-record by converting 16 consecutive field goals from Oct. 6, 2012 (at Purdue) through Sept. 7, 2013 (vs. Notre Dame). Gibbons missed a 45-yard field goal attempt against Akron on Sept. 14, snapping his streak.

Consecutive Field Goals Made

Number	Player	Year(s)
16	Brendan Gibbons	2012-13
14	Remy Hamilton	1996

Gibbons has connected on 33 career field goal attempts, which ranks fifth in program history. He needs six more field goal to reach the fourth spot, currently held by J.D. Carlson (39, 1989-91).

Career Field Goals Made

Player	FGs Made	Years
1. Garrett Rivas	64	2003-2006
2. Remy Hamilton	63	1993-96
3. Mike Gillette	57	1985-88
4. J.D. Carlson	39	1989-91
5. Brendan Gibbons	33	2010-
6. Ali Haji-Sheikh	31	1979-82
7. Bob Bergeron	29	1981-84
8. Hayden Epstein	26	1998-01
9. Mike Lantry	21	1972-74
K.C. Lopata	21	2007-08

Gibbons was 4-for-4 on point-after touchdown attempts against Akron (Sept. 14), upping his career total to 129 to move into fourth-place among U-M's all-time leaders in the category.

Most Point-After-Touchdowns Scored (Career)

Player	PATs Made	Years
1. Garrett Rivas	162	2003-06
2. J.D. Carlson	137	1989-91
3. Mike Gillette	130	1985-88
4. Brendan Gibbons	129	2010-
5. Ali Haji-Sheikh	117	1979-82

Gibbons' streak of 114 consecutive made PATs ranks third among active players in the FBS, trailing only Aaron Jones of Baylor (125) and Jeff Budzien of Northwestern (116).

Gibbons' 114 consecutive made PATs are second in U-M history, trailing only J.D. Carlson (126, 1988-91).

Most Consecutive Point After Touchdowns

Player	Consecutive PATs	Years
1. J.D. Carlson	126	1998-91
2. Brendan Gibbons	114	2011-
3. Ali Haji-Sheikh	76	1979-82
4. Mike Gillette	66	1985-88
5. Dana Coin	55	1969-71

JACK OF ALL TRADES

Sophomore wide receiver **Dennis Norfleet** combined to generate 158 all-purpose yards against Central Michigan on Aug. 31.

Norfleet registered a career-long 38-yard rush -- on his third career carry -- and hauled in the first two receptions of his collegiate career for 15 yards. He added 106 kick return yards on four kickoffs, including a career-best 39-yard return.

OVERTIME SUCCESS

Michigan is 8-1 all-time in games decided by overtime, including a 4-0 record in overtime games played at Michigan Stadium.

Last season's win over Northwestern (Nov. 10) marked U-M's first overtime contest since winning the Sugar Bowl, 23-20, on Jan. 4, 2012. It was the first overtime game played at home since U-M defeated Illinois, 67-65 in three overtimes, on Nov. 6, 2010.

THE NATIONAL POLLS

Associated Press Media Poll (Sept. 15)

Team	Record	Points	Previous
1. Alabama (59)	2-0	1,499	1
2. Oregon (51)	3-0	1,413	2
3. Clemson	2-0	1,347	3
4. Ohio State	3-0	1,330	4
5. Stanford	2-0	1,241	5
6. LSU	3-0	1,134	8
7. Louisville	3-0	1,092	7
8. Florida State	2-0	1,058	10
9. Georgia	1-1	1,051	9
10. Texas A&M	2-1	1,001	6
11. Oklahoma State	3-0	848	12
12. South Carolina	2-1	821	13
13. UCLA	2-0	757	16
14. Oklahoma	3-0	692	14
15. Michigan	3-0	672	11
16. Miami (FL)	2-0	641	15
17. Washington	2-0	496	19
18. Northwestern	3-0	487	17
19. Florida	1-1	412	18
20. Baylor	2-0	355	22
21. Mississippi	3-0	300	25
22. Notre Dame	2-1	277	21
23. Arizona State	2-0	229	NR
24. Wisconsin	2-1	87	20
25. Texas Tech	3-0	60	NR

USA Today Coaches Poll (Sept. 15)

Team	Record	Points	Previous
1. Alabama (61)	2-0	1,549	1
2. Oregon (1)	3-0	1,477	2
3. Ohio State	3-0	1,398	3
4. Clemson	2-0	1,331	5
5. Stanford	2-0	1,314	4
6. Louisville	3-0	1,128	7
7. LSU	3-0	1,121	8
8. Florida State	2-0	1,113	9
9. Texas A&M	2-1	1,033	6
10. Georgia	1-1	1,022	10
11. Oklahoma State	3-0	908	11
12. Oklahoma	3-0	839	13
13. South Carolina	2-1	811	14
14. Michigan	3-0	743	12
15. UCLA	2-0	699	17
16. Northwestern	3-0	582	16
17. Miami (FL)	2-0	559	18
18. Florida	1-1	398	20
19. Baylor	2-0	375	22
20. Washington	2-0	361	23
21. Notre Dame	2-1	331	21
22. Mississippi	3-0	303	25
23. Arizona State	2-0	176	NR
24. Michigan State	3-0	131	NR
25. Fresno State	2-0	75	NR

Tracking U-M in the Top 25 Polls

Date	AP	USA Today
Preseason.....	17th.....	17th
Sept. 1.....	17th.....	17th
Sept. 8.....	11th.....	12th
Sept. 15.....	15th.....	14th

WOLVERINE BITES

1,000 YARD CLUB




Jeremy Gallon

• Fifth-year senior wide receiver **Jeremy Gallon** is U-M's active leader in career receiving yards. His 1,628 yards are 18th-best for the Maize and Blue.

U-M Career Receiving Yards

1.	Braylon Edwards (2001-04)	3,541
15.	Steve Breaston (2003-06)	1,696
16.	Jim Smith (1973-76)	1,687
17.	Junior Hemingway (2007-11)	1,638
18.	Jeremy Gallon (2010-present)	1,628
19.	Vince Bean (1981-84)	1,509
20.	Marcus Knight (1996-99)	1,508
21.	Jim Mandich (1967-69)	1,489
22.	Adrian Arrington (2004-07)	1,438
23.	John Kolesar (1985-88)	1,425
24.	Ralph Clayton (1976-79)	1,393
25.	Jerame Tuman (1995-99)	1,279



Fitzgerald Toussaint

• Fifth-year senior running back **Fitzgerald Toussaint**, who carried the load for the Wolverines on the ground in 2012, will look to return to form after suffering a season-ending leg injury last season against Iowa.

• Toussaint ranks 25th in program history with 1,841 career rushing yards.

• In 2011, Toussaint posted 1,041 rushing yards, the most yards by a U-M running back since Mike Hart in 2007 (1,361).

U-M Career Rushing Yards

1.	Mike Hart (2004-07)	5,040
20.	Rick Leach (1975-78)	2,176
21.	Chuck Heater (1972-74)	1,995
22.	C Williams (1995-98)	1,986
23.	Rick Rogers (1981-84)	1,942
24.	Chris Howard (1994-97)	1,876
25.	Fitzgerald Toussaint (2010-present)	1,841
26.	Steve Smith (1980-83)	1,736
27.	Leroy Hoard (1987-89)	1,706
28.	Carl Ward (1964-1966)	1,673
29.	Brandon Minor (2006-09)	1,658
30.	B.J. Askew (1999-02)	1,580

AVERY, FUNCESS, GALLON AND GARDNER TO DON MICHIGAN FOOTBALL LEGENDS JERSEYS

• U-M head football coach Brady Hoke announced earlier this season that senior defensive back **Courtney Avery**, sophomore tight end **Devin Funchess**, fifth-year senior wide receiver **Jeremy Gallon** and senior/junior quarterback **Devin Gardner** will don Michigan Football Legends numbers this season.

• Avery, a team co-captain and three-year letterman, will wear No. 11 in honor of Francis, Albert and Alvin Wistert.

• Funchess, who was named to the Football Writers Association of America Freshman All-American Team in 2012, will wear Ron Kramer's No. 87 jersey for the remainder of his career.

• Gallon, who has 84 career receptions for 1,331 yards and eight touchdowns, will don No. 21 in honor of 1991 Heisman Trophy winner Desmond Howard.

• Gardner will wear the No. 98 jersey for the remainder of his career in honor of the Wolverines' first Heisman Trophy winner, Tom Harmon. Gardner switched to No. 98 from No. 12 prior to the Michigan-Notre Dame game on Sept. 7.

U-M SETS HOME ATTENDANCE RECORD

• Michigan drew 659,406 fans to its six-game home schedule in 2012. The six-game average of 112,252 broke the Wolverines' NCAA record of 112,179 fans per contest set during the 2011 season.

ENTERING 2013...

• Michigan's 113-player roster breaks down like this: 58 freshmen, 23 sophomores, 16 juniors and 16 seniors.

• The Wolverines return six starters on defense: DT **Quinton Washington**, LBs **Brennen Beyer**, **Desmond Morgan** and **Jake Ryan**, FS **Thomas Gordon** and CB **Raymon Taylor**.

• U-M returns five starters on offense: LT **Taylor Lewan**, RT **Michael Schofield**, QB **Devin Gardner**, RB **Fitzgerald Toussaint** and WR **Jeremy Gallon**.

• On offense, Lewan and Schofield started all 13 games in 2012, while Gordon and Ryan started all 13 games on defense.

• Of the 12 players that scored a touchdown for Michigan in 2012, nine return in 2013.

• U-M returns five of seven players from 2012 that scored a rushing touchdown, and eight of 11 players that registered a rushing attempt.

• U-M returns 10 of 15 players from 2012 that had a reception, four of five players with 100-plus yards receiving and five of seven players that recorded a touchdown catch.

• The returning trio of **Drew Dileo**, **Devin Funchess** and **Jeremy Gallon** combined to haul in 84 receptions for 1,394 yards and 11 touchdowns.

• U-M returns three of its top four leading tacklers from 2012, LBs **Jake Ryan** (88) and **Desmond Morgan** (81), and S **Thomas Gordon** (81).

A LOOK BACK AT 2012:

• U-M became the first program in NCAA history to reach 900 wins with its 12-10 victory over Michigan State on Oct. 20, 2012.

• QB Denard Robinson (4,495 yards) set the NCAA record for career rushing yards by a quarterback, eclipsing the previous mark set by West Virginia signal caller Pat White (4,480, 2005-08).

• Michigan played four of the AP's top 10 teams -- No. 1 Alabama, No. 3 Ohio State, No. 4 Notre Dame and No. 8 South Carolina-- all away from Michigan Stadium.

• The Wolverines' five losses last season came against teams with a combined record of 58-8.

• Five of U-M's eight wins came against teams with 6+ victories.

• The Wolverines scored 47 offensive touchdowns in 2012 (27 rushing, 20 passing).

• Over Michigan's 13-game slate in 2012, the Wolverines allowed the fewest amount of 20+ yard plays in the country (35). Bowling Green and Notre Dame tied for second-fewest in the nation, giving up 36 plays of 20+ yards, respectively.

INDIVIDUAL PLAYER NOTES

Drew Dileo 2013 Season

• Has appeared in three games at wide receiver, making two starts.

• Posted first touchdown reception of the season vs. Notre Dame (Sept. 7)

• Recorded two receptions for 43 yards vs. Central Michigan (Aug. 31).

Career

• Has appeared in 35 contests at wide receiver and on special teams, making five starts.

• Set career highs in receptions (20), receiving yards (331) and receiving touchdowns (2) in 2012.

• Notched four receptions for a career-high 94 yards vs. Michigan State on Oct. 20, 2012.

Year	GP/GS	No.	Yards	Avg.	Per/Game	TD	Long
2010	6/0	1	3	3.0	0.4	0	3
2011	13/0	9	121	13.4	10.1	2	28
2012	13/3	20	331	16.6	25.5	2	66
2013	3/2	5	61	12.2	20.3	1	36
Career	35/5	35	516	14.7	14.7	5	66

Devin Funchess 2013 Season

• Has appeared in three games at tight end, making two starts.

• Recorded a career-long 48-yard touchdown reception vs. Akron (Sept. 14).

• Switched from No. 19 to jersey No. 87 prior to season in honor of Michigan Football Ron Kramer.

Career

• Has appeared in 16 games at tight end, making seven starts.

• Five touchdown catches in 2012 tied for fourth most in U-M history by a tight end in a single season.

• Football Writers Association of America (FWAA) Freshman All-American in 2012.

• All-Big Ten honorable mention (media) in 2012.

• Appeared on ESPN.com, BTN.com and Phil Steele's Postseason All-Big Ten Freshman Teams in 2012.

• Tallied four catches for 106 yards and a touchdown against Air Force on Sept. 8, 2012, earning Big Ten Freshman of the Week honors.

• High school teammate of defensive end Mario Ojemudia.

Year	GP/GS	No.	Yards	Avg.	Per/Game	TD	Long
2012	13/5	15	234	15.6	18.0	5	30
2013	3/2	7	131	18.7	43.7	1	48
Career	16/7	22	365	16.6	22.8	6	48

Jeremy Gallon 2013 Season

• Has started three games at wide receiver.

• Posted 100th career reception vs. Akron (Sept. 14); led team in receptions (six) and receiving yards (66) vs. the Zips.

• Named Big Ten Offensive Player of the Week vs. Notre Dame on Sept. 7 after setting career highs in both receiving yards (184) and touchdowns (three) vs. the Fighting Irish.

• Also named College Sports Madness National Offensive Player of the Week and Big Ten Offensive Player of the Week and College Football Performance National Wide Receiver of the Week for performance against Notre Dame (Sept. 7).

• Four touchdown receptions through three games matches TD output from 2012.

• Paced team with four receptions for 47 yards

and one touchdown against Central Michigan (Aug. 31).

Career

- Has appeared in 41 career games, making 16 starts at wide receiver.
- Has posted a reception in 29 consecutive games, which ranks fifth all-time in U-M history.
- All-Big Ten honorable mention (coaches/media) in 2012.
- Set career high in receptions (nine) vs. South Carolina in Outback Bowl (Jan. 1, 2013).
- Surpassed 1,000 career receiving yards vs. Iowa on Nov. 17, 2012.
- Led team in receptions (49), receiving yards (829) and receiving yards per game (63.8) in 2012.
- Tied his career-long reception on a 71-yard touchdown catch vs. Illinois (Oct. 13, 2012); marked longest reception TD of his career.
- Made first career start vs. Minnesota (Oct. 1, 2011).
- In 2011, led team with 19 punt returns for 192 yards (10.1 avg ranked 3rd in Big Ten).
- In 2010, led team in punt returns (10 for 43 yards) and kick returns (27 for 589 yards).

Receiving

Year	GP/GS	No.	Yards	Avg.	Per/Game	TD	Long
2010	12/0	4	49	12.3	7.0	1	20
2011	13/1	31	453	14.6	34.9	3	64
2012	13/12	49	829	16.9	63.8	4	71
2013	3/3	18	297	16.5	99.0	4	61
Career	41/16	102	1,628	16.0	39.7	12	71

Devin Gardner

2013 Season

- Has started three games at quarterback.
- Completed 16-of-30 passes for 248 yards and two touchdowns and rushed the ball 10 times for a career-high 103 yards and one touchdown vs. Akron (Sept. 14).
- Accounted for 376 yards of total offense and five touchdowns vs. Notre Dame (Sept. 7); completed 21-of-33 passes for 294 yards and a career-high four touchdowns and rushed the ball 13 times for 82 yards and one touchdown.
- Completed 10-of-15 passes for 162 yards and one touchdown vs. Central Michigan (Aug. 31); also rushed the ball seven times for 52 yards and two TDs.
- Switched from No. 12 to jersey No. 98 prior to game vs. Notre Dame (Sept. 7) in honor of Michigan Football Tom Harmon.

Career

- Has appeared in 28 games, making seven starts at quarterback and five starts at wide receiver.
- Has posted at least two touchdowns in every game he has started at quarterback.
- Appeared in 13 games at quarterback and wide receiver in 2012, making nine starts (4 at QB, 5 at WR).
- Completed 18-of-34 passes for 214 yards and three touchdowns vs. South Carolina in Outback Bowl (Jan. 1); also carried the ball 12 times for 24 yards.
- Named Big Ten Co-Offensive Player of the Week vs. Iowa on Nov. 17, 2012 after completing 18-of-23 passes for a career-best 314 yards and three touchdowns and carrying the ball nine times for 37 yards and three touchdowns.
- Against the Hawkeyes, became the first Wolverine player to account for six touchdowns since Steve Smith scored three rushing and three passing touchdowns at Minnesota in 1983; also became first U-M player to rush for three touchdowns since Denard Robinson posted three against San Diego State last season.
- Big Ten Co-Offensive Player of the Week vs. Northwestern on Nov. 10, 2012.
- Made first career start at quarterback vs. Minnesota on Nov. 3, 2012, completing 12-of-18 passes for 234 yards and two touchdowns and carried the ball 10 times for 21 yards and one

touchdown.

- Played wide receiver first eight games of the 2012 season; recorded a touchdown reception in four games in 2012.
- Posted career-best five receptions for 63 yards and one score against Air Force on Sept. 8, 2012.
- In six games behind center, has orchestrated three 90+-yard scoring drives.
- Saw action in nine games as reserve QB in 2011.
- Made career debut at quarterback against Connecticut (Sept. 4, 2010).
- Completed 7-of-10 passes for 85 yards and threw for first career touchdown against Bowling Green (Sept. 25, 2010); rushed six times for 25 yards and one touchdown (also first of his career).

Rushing

Year	GP/GS	Att.	Yards	Avg.	Per/Game	TD	Long
2010	3/0	7	21	3.0	7.0	1	9
2011	9/0	25	53	2.6	9.3	1	15
2012	13/9	47	101	2.1	7.8	7	19
2013	3/3	30	237	7.9	79.0	4	36
Career	28/12	109	412	3.8	14.7	13	36

Passing

Year	GP/GS	Comp.	Att.	Pct.	Yards	TD	Int.	Long
2010	3/0	7	10	70.0	85	1	0	30
2011	9/0	11	23	47.8	176	1	1	32
2012	13/9	75	126	53.3	1,219	11	5	75
2013	3/3	47	78	60.3	704	7	6	61
Career	28/12	140	237	59.1	2,184	20	12	75

Receiving

Year	GP/GS	No.	Yards	Avg.	Per/Game	TD	Long
2010	3/0	0	0	0	0	0	0
2011	9/0	1	2	2.0	0.0	0	2
2012	13/9	16	266	16.6	20.5	4	44
2013	2/2	0	0	0	0	0	0
Career	28/12	17	268	15.8	9.6	4	44

2013 GAME-BY-GAME

	PASSING			RUSHING		
	C/A	Yds.	TD	Att.	Yds.	TD
CMU	10/15	162	1	7	52	2
ND	21/33	294	4	13	82	1
AKRON	16/30	248	2	10	103	1
TOTAL	47/78	704	7	30	237	4

2012 GAME-BY-GAME

	PASSING			RUSHING		
	C/A	Yds.	TD	Att.	Yds.	TD
ALA						Played at WR
AFA						Played at WR
UMASS						Played at WR
ND						Played at WR
PUR						Played at WR
ILL						Played at WR
MSU						Played at WR
NEB						Played at WR
MIN	12/18	234	2	10	21	1
NU	16/29	286	2	9	47	2
IOWA	18/23	314	3	9	37	3
OSU	11/20	171	1	7	-28	1
SC	18/36	214	3	12	24	0
TOTAL	75/126	1,219	11	47	101	7

Fitzgerald Toussaint

2013 Season

- Has started three games at running back.
- Notched 71 rushing yards and one touchdown on 19 carries vs. Akron (Sept. 14).
- Amassed 71 rushing yards on 22 carries vs. Notre Dame (Sept. 7); also posted career-long 31-yard reception.
- Tallied team-high 14 carries for 57 yards and two touchdowns vs. Central Michigan (Aug. 31).

Career

- Has appeared in 29 games at running back, making 24 starts.
- Appeared in 10 games at running back in 2012 making nine starts before suffering season-ending leg injury vs. Iowa (Nov. 17).
- Became 50th Wolverine with 1,000 career rushing yards during OSU game on Nov. 26, 2011.
- In 2011, rushed for 1,041 yards, the most yards by a U-M running back since Mike Hart in 2007

2013 AWARDS

JUNIOR QUARTERBACK DEVIN GARDNER

- Davey O'Brien Trophy (watch list)
- Maxwell Award (watch list)
- Maxwell Award (watch list)
- Davey O'Brien Award Quarterback of the Week (vs. Notre Dame 9/7)
- Athlon Sports Big Ten Offensive Player of the Week (vs. Notre Dame 9/7)
- Manning Star of the Week (vs. Notre Dame 9/7)

JUNIOR LINEBACKER JAKE RYAN

- Rotary Lombardi Award (watch list)

SENIOR PLACE-KICKER BRENDAN GIBBONS

- Lou Groza Award (watch list)

SENIOR OFFENSIVE TACKLE TAYLOR LEWAN

- Maxwell Award (watch list)
- Outland Trophy (watch list)
- Rotary Lombardi Award (watch list)
- Walter Camp Award (watch list)
- ESPN.com Preseason All-American (first team)
- Walter Camp Preseason All-American (first team)
- Associated Press Preseason All-American (first team)
- SI.com Preseason All-American (first team)
- Sporting News Preseason All-American (first team)

SENIOR WIDE RECEIVER JEREMY GALLON

- Big Ten Offensive Player of the Week (vs. Notre Dame 9/7)
- College Sports Madness National Offensive Player of the Week (vs. Notre Dame 9/7)
- College Football Performance Award National Wide Receiver of the Week (vs. Notre Dame 9/7)

GAME NOTES

2013 MICHIGAN RECORD WHEN ...

Overall:	3-0
At Home:.....	3-0
On the Road:	0-0
Neutral:.....	0-0

By Month:	
August:	1-0
September:	2-0
October:	0-0
November:	0-0
December:.....	0-0
January:.....	0-0

When Scoring First:.....	3-0
When Opponent Scored First:	0-0
When Scoring 20 or More Points:.....	3-0
When Scoring Less Than 20 Points:	0-0
When Leading at the Half:	3-0
When Trailing at the Half:.....	0-0
When Tied at the Half:.....	0-0
When Leading after 3 Quarters:.....	3-0
When Trailing after 3 Quarters:	0-0
When Tied after 3 Quarters:	0-0
In Overtime.....	0-0
When Outrushing the Opponent:.....	3-0
With 35 or More Rushing Attempts:.....	2-0
With Less Than 30 Passing Attempts:	1-0
When Leading in Time of Possession:.....	2-0
When Trailing in Time of Possession:	1-0
On Turf:	3-0
On Grass:.....	0-0

When Leading in Takeaway/Turnover Ratio:.....	1-0
When Even in Takeaway/Turnover Ratio:	0-0
When Trailing in Takeaway/Turnover Ratio:	2-0
With an Individual 100-Yard Rusher:.....	1-0
With an Individual 200-Yard Passer:	2-0
250-Yard Passer:	1-0
With an Individual 100-Yard Receiver:.....	1-0
With an Individual Opponent 100-Yard Rusher:	0-0
With an Individual Opponent 200-Yard Passer:	2-0
250-Yard Passer:	2-0
With an Individual Opponent 100-Yard Receiver:.....	1-0

(1,361).
 • In Ohio State game (Nov. 26, 2011), became 31st player in U-M history to reach 1,000 yards rushing in a season.
 • Set career high with 29 carries vs. Nebraska (Nov. 19, 2011). Also had 138 yards and tied career high with two TDs.
 • Set career high for rushing yards (192) on 27 carries at Illinois (Nov. 12, 2011). Had career-best run of 65 yards on second play of the game.

Rushing							
Year	GP/GS	No.	Yards	Avg.	P/G	TD	Long
2010	4/1	8	87	10.9	21.8	1	61
2011	12/11	187	1041	5.6	86.8	9	65
2012	10/9	130	514	4.0	51.4	5	50
2013	3/3	55	199	3.6	66.3	3	24
Career	29/24	380	1,841	4.8	59.4	18	65

2013 Rushing Game-By-Game					
2012 Opponent	Att.	Yards	Avg.	TD	Long
CMU	14	57	4.1	2	20
ND	22	71	3.2	0	22
AKRON	19	71	3.7	1	24
Season Total	55	199	3.6	3	24

2012 Rushing Game-By-Game					
2012 Opponent	Att.	Yards	Avg.	TD	Long
Alabama	Did Not Play				
Air Force	8	7	0.9	0	5
Massachusetts	15	85	5.7	1	13
Notre Dame	13	58	4.5	0	31
Purdue	17	19	1.1	2	6
Illinois	18	62	3.4	1	12
MSU	10	52	5.2	0	38
NEB	15	38	2.5	0	9
MINN	13	70	5.4	1	41
Northwestern	18	92	5.1	0	50
Iowa	3	31	10.3	0	14
OSU	Did Not Play				
South Carolina	Did Not Play				
Season Total	130	514	4.0	5	50

2011 Rushing Game-By-Game					
2011 Opponent	Att.	Yards	Avg.	TD	Long
Western Michigan	11	80	7.3	2	43
Notre Dame	Did Not Play				
Eastern Michigan	11	46	4.2	1	12
San Diego State	13	67	5.2	0	11
Minnesota	11	108	9.8	1	35
at NU	14	25	1.8	0	7
at MSU	2	7	3.5	0	4
Purdue	20	170	8.5	2	59
at Iowa	16	58	3.6	0	11
at Illinois	27	192	7.1	1	65
NEB	29	138	4.8	2	31
OSU	20	120	6.0	0	26
Virginia Tech	13	30	2.3	0	14
Season Total	187	1041	5.6	9	65

Defensive Notes

Courtney Avery
2013 Season
 • Voted team captain.
 • Missed season-opener vs. Central Michigan (Aug. 31) due to injury.

Career
 • Has appeared in 40 career games, making 13 starts.
 • Academic All-Big Ten honoree in 2012.
 • Tied Michigan record for longest fumble return for a touchdown (83 yards) vs. Minnesota on Oct. 1, 2011.

Year	GP/GS	S-A-TT	TFL	Sacks	Int.	FR	PBU
2010	13/5	22-14-36	0.5-1	0-0	0-0	0-0	4
2011	13/4	17-9-26	2.0-14	0.5-6	2-1	2-83	4
2012	13/4	14-5-19	2.0-8	0.5-4	0-0	1-6	0
2013	1/0	0-0-0	0-0	0-0	0-0	0-0	0
Career	40/13	53-28-81	4.5-23	1.0-10	2-1	3-89	8

Brennen Beyer

2013 Season
 • Has appeared in three games at defensive end or linebacker, making two starts at linebacker.
 • Recorded a sack in each of the first two games of the season.
 • Tallied first career sack and career-high 2.0 TFLs vs. Central Michigan (Aug. 31).

Career

• Has appeared in 37 games, making 11 starts.
 • Switched from defensive end to linebacker during the spring of 2013.
 • Earned Meyer Morton spring award in 2013 for player who showed the greatest development.
 • Academic All-Big Ten honoree in 2012

Year	GP/GS	S-A-TT	TFL	Sacks	Int.	FR	PBU
2011	11/0	5-6-11	0-0	0-0	0-0	0-0	0
2012	13/9	9-10-19	0.5-1	0-0	0-0	0-0	0
2013	3/2	5-3-8	3.0-18	2-16	0-0	0-0	0
Career	37/11	19-19-38	3.5-19	2-16	0-0	0-0	0

Jibreel Black

2013 Season
 • Has started three games at defensive tackle.

Career

• Has appeared in 42 games at defensive tackle, making six starts.
 • Appeared in 13 games in 2012, starting three and appearing as a reserve defensive lineman in 10.
 • Tallied 20 tackles, five tackles for losses, three sacks, two pass breakups and one forced fumble in 2012.

Year	GP/GS	S-A-TT	TFL	Sacks	Int.	FR	PBU
2010	13/0	3-4-7	0-0	0-0	0-0	0-0	0
2011	13/0	12-6-18	1.5-10	1.5-10	0-0	0-0	0
2012	13/3	13-7-20	5.0-45	3.0-43	0-0	0-0	2
2013	3/3	0-1-1	0.5-1	0-0	0-0	0-0	0
Career	42/6	28-18-46	7.0-56	4.5-53	0-0	0-0	2

Blake Countess

2013 Season
 • Has started three games at cornerback.
 • Has tallied three interceptions over U-M's last two games.
 • Posted first two career interceptions vs. Notre Dame (Sept. 7).

Career

• Has appeared in 16 games at cornerback, making 10 starts.
 • Suffered season-ending knee injury in 2012 season opener vs. Alabama; received medical redshirt.
 • Second on the team with six passes defended as a true freshman in 2011.

Year	GP/GS	S-A-TT	TFL	Sacks	Int.	FF-FR	PBU
2011	12/6	30-14-44	1.5-3	0-0	0-0	0-0	6
2012	1/1	0-0-0-0	0-0	0-0	0-0	0-0	0
2013	3/3	7-9-16	0-0	0-0	3-77	0-0	0
Career	16/10	37-23-60	1.5-3	0-0	3-77	0-0	6

Frank Clark

2013 Season
 • Has made three starts at defensive end.
 • Posted first TFL of season vs. Notre Dame (Sept. 7).

Career

• Has appeared in 26 career games at defensive end, making seven starts.
 • Posted career-bests in tackles (25), tackles for loss (9), sacks (2), pass breakups (3), forced fumbles (1) and fumble recoveries (1) in 2012.

Year	GP/GS	S-A-TT	TFL	Sacks	Int.	FR	PBU
2011	12/0	3-7-10	0.5-0	0-0	1-7	0-0	0
2012	11/4	16-9-25	9.0-26	2.0-13	0-0	1-0	3
2013	3/3	2-2-4	1.0-1	0-0	0-0	0-0	0
Career	26/7	21-18-39	10.5-27	2.0-13	1-7	1-0	3

Cam Gordon

2013 Season

- Has appeared in three games at linebacker, making one start.
- Notched first two sacks of his career against Central Michigan (Aug. 31); also posted career-high 2.5 TFLs.
- Posted 100th career tackle vs. the Chippewas.
- Voted team captain.

Career

- Has appeared in 36 contests at linebacker and on special teams, making 15 starts.
- Three-time Academic All-Big Ten honoree.
- Has posted 103 tackles, 9.0 tackles for losses, six pass breakups, three interceptions and two fumble recoveries during his collegiate career.
- Switched from wide receiver to safety prior to 2011 spring drills ... switched from safety to outside linebacker prior to 2011 spring drills.

Year	GP/GS	S-A-TT	TFL	Sacks	Int.	FR	PBU
2010	13/13	40-37-77	3.5-6	0-0	3-35	2-58	4
2011	7/0	3-1-4	0-0	0-0	0-0	0-0	0
2012	13/0	13-4-17	3-11	0-0	0-0	0-0	1
2013	3/1	3-5-8	2.5-11	2-11	0-0	0-0	1
Career	36/14	59-47-106	9-28	2-11	3-35	2-58	6

Thomas Gordon

2013 Season

- Has started two games at strong safety.
- Missed season-opener vs. Central Michigan due to violation of team rules.

Career

- Has appeared in 37 games at safety, making 29 starts.
- Started 13 games at strong safety in 2012.
- Notched interceptions in back-to-back games at Notre Dame (Sept. 22) and at Purdue (Oct. 6) in 2012.
- Fourth on team in total tackles (51) and tied for third on team in solo stops (28).
- Registered 100th career tackle vs. Air Force (Sept. 8); matched career-high with six solo stops vs. Falcons.
- Tied for 4th in NCAA with four fumble recoveries in 2011.
- Posted first career interception vs. Eastern Michigan on Sept. 17, 2011.

Year	GP/GS	S-A-TT	TFL	Sacks	Int.	FF-FR	PBU
2010	9/4	13-10-23	4-24	2-21	0-0	0-0	0
2011	13/10	41-26-67	1.5-2	0-0	1-0	2-4	2
2012	13/13	46-35-81	4-13	1-6	2-19	1-0	1
2013	2/2	9-7-16	1-4	0-0	0-0	0-0	0
Career	37/29	109-78-187	10.5-43	3-27	3-19	3-4	3

Desmond Morgan

2013 Season

- Has started three games at linebacker.
- Led team with seven tackles against Central Michigan (Aug. 31).

Career

- Has appeared in 26 games at linebacker, making 21 starts.
- Has posted double-digit tackles four times in his career.
- Surpassed 100 career tackles vs. Michigan State on Oct. 20, 2012.
- Tallied at least five tackles in every regular-season game in 2012.
- Prior to game vs. Illinois on Oct. 13, 2012, switched from No. 44 to No. 48 for the remainder of his career in honor of Michigan Football Legend Gerald Ford.

Year	GP/GS	S-A-TT	TFL	Sacks	Int.	FF-FR	PBU
2011	12/7	26-37-63	4-6	1-1	0-0	0-1	1
2012	11/11	41-40-81	5.5-10	0.5-2	0-0	0-0	2
2013	3/3	11-9-20	2.5-4	0-0	0-0	0-0	2
Career	26/21	78-86-164	12-21	1.5-3	0-0	0-1	5

James Ross III

2013 Season

- Has appeared in three games at linebacker, making two starts.

Career

- Has appeared in 16 games at linebacker, making four starts.
- Named to ESPN.com and BTN.com All-Big Ten

Freshman Teams.

- Tallied career-high 12 tackles vs. Iowa on Nov. 17, 2012.

Year	GP/GS	S-A-TT	TFL	Sacks	Int.	FR	PBU
2012	13/2	21-15-36	2.5-5	0.5-2	0-0	0-0	0
2013	3/2	8-11-19	1.5-2	0-0	0-0	0-0	2
Career	16/4	29-26-55	4.0-7	0.5-2	0-0	0-0	2

Jake Ryan

2012 Season

- Started 13 games at linebacker/defensive end.
- All-Big Ten second team (media), honorable mention (coaches).
- Roger Zatkoff Award recipient as U-M's top linebacker.
- Ranked third in Big Ten in tackles-for-loss with 16.0.
- Paced team in total tackles (88), solo stops (56) and TFLs (16.0).
- Recorded his fourth forced fumble of the season at Ohio State (Nov. 24), tying Mike Taylor (1971), LaMarr Woodley (2006) and Shawn Crable(2007) for the U-M single-season record in the category.
- Earned Big Ten Defensive Player of the Week honors vs. Illinois (Oct. 13); matched career high with 11 tackles, including 3.5 TFLs.
- Prior to game vs. Air Force (Sept. 8), switched from No. 90 to No. 47 for the remainder of his career in honor of Michigan Football Legend Bennie Oosterbaan.

Career

- Has appeared in 26 contests at linebacker and defensive end, making 24 starts.
- Dating back to 2011, has tallied a TFL in 17 of last 19 games.
- Five career forced fumbles rank tied for seventh all-time at Michigan with Ernest Shazor (2002-04) and Marlin Jackson (2001-04).
- Started at DE and tied Sugar Bowl record with career-high four stops for losses (for 36 yards) vs. Virginia Tech (Jan. 3, 2012).

Year	GP/GS	S-A-TT	TFL	Sacks	Int.	FF-FR	PBU
2011	13/11	20-17-37	11-53	3-8	0-0	2-0	0
2012	13/13	56-32-88	16.0-71	4.5-35	0-0	1-0	3
Career	26/24	76-49-125	27.0-124	7.5-43	0-0	3-0	3

Raymon Taylor

2013 Season

- Has started three games at cornerback.
- Posted career-high 11 tackles (nine solos) and first career TFL vs. Notre Dame (Sept. 7).
- Notched first interception of the season vs. Central Michigan (Aug. 31).

Career

- Has appeared in 27 contests at cornerback and on special teams, making 14 starts at cornerback
- Tallied 63-yard interception return for touchdown at Purdue (Oct. 6); marked second consecutive game with an INT.
- Notched first career interception at Notre Dame (Sept. 22).

Year	GP/GS	S-A-TT	TFL	Sacks	Int.	FF-FR	PBU
2011	11/0	1-1-2	0-0	0-0	0-0	0-0	0
2012	13/11	33-12-45	0-0	0-0	2-70	0-1	1
2013	3/3	14-5-19	1.0-2	0-0	1-54	0-0	0
Career	27/14	48-18-66	1.0-2	0-0	3-1240-1	1	

Quinton Washington

2012 Season

- Has started three games at defensive tackle.

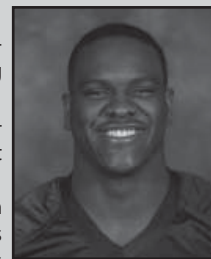
Career

- Has appeared in 39 games, making 13 starts at defensive tackle.
- Notched 32 tackles, three tackles for losses, one sack and one forced fumble in 2012.
- Registered first career blocked field goal against South Carolina in 2013 Outback Bowl (Jan. 1).
- Moved from offensive line to defensive line prior to the Penn State game in 2010 (Oct. 30).

Year	GP/GS	S-A-TT	TFL	Sacks	Int.	FR	PBU
2010	13/0	0-2-2	0-0	0-0	0-0	0-0	0
2011	10/0	1-0-1	0-0	0-0	0-0	0-0	0
2012	13/10	15-17-32	3-9	1-0	0-0	1-0	0
2013	3/3	0-2-2	0-0	0-0	0-0	0-0	0
Career	39/13	16-21-37	3-9	1-0	0-0	1-0	0

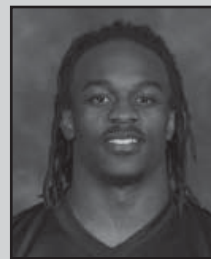
WOLVERINE BITES

FRANK CLARK



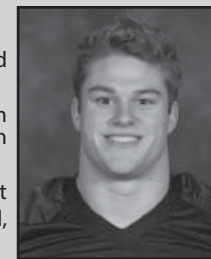
- Has appeared in 26 career contests at defensive end, making seven starts.
- Second on team with career-high nine tackles for loss last season.
- Also posted career-bests in total tackles (25), solo stops (16), sacks (two), pass breakups (three), forced fumbles (one) and fumble recoveries in 2012.

THOMAS GORDON



- Has appeared in 37 games at safety, making 29 starts.
- Has contributed 187 tackles, 10.5 TFLs, three sacks, three interceptions, four pass breakups, four fumble recoveries and three forced fumbles during his career.
- Tied for third on team with career-high 81 tackles in 2012.

JAKE RYAN



- Team Captain.
- 2013 Rotary Lombardi Award Watch List.
- 2012 All-Big Ten second-team (media) and honorable mention (coaches).
- Has appeared in 26 contests at linebacker and defensive end, making 24 starts.
- Has contributed 125 tackles, 27.0 TFLs, 7.5 sacks, five forced fumbles, three fumble recoveries and three pass breakups during his career.
- 2012 Roger Zatkoff Award recipient as U-M's top linebacker.
- Dating back to 2011, has tallied a TFL in 17 of last 19 games.
- Has posted a career-high 11, tackles on two occasions; last vs. Illinois (Oct. 13, 2012).

2013 MICHIGAN STARTING LINEUPS • OFFENSE

OPPONENT	WR	LT	LG	C	RG	RT	TE	WR	QB	WR	TB
Central Michigan	GALLON	LEWAN	GLASGOW	MILLER	KALIS	SCHOFIELD	FUNCHESS	DILEO	GARDNER	JACKSON	TOUSSAINT
Notre Dame	GALLON	LEWAN	GLASGOW	MILLER	KALIS	SCHOFIELD	FUNCHESS	DILEO	GARDNER	JACKSON	TOUSSAINT
Akron	GALLON	LEWAN	GLASGOW	MILLER	KALIS	SCHOFIELD	BUTT	CHESSON	GARDNER	HOUMA*	TOUSSAINT
at Connecticut											
Minnesota											
at Penn State											
Indiana											
at Michigan State											
Nebraska											
at Northwestern											
at Iowa											
Ohio State											

*Denotes started at fullback

2013 MICHIGAN STARTING LINEUPS • DEFENSE

OPPONENT	DE	DT	DT	DE	SAM	MIKE	WILL	LCB	SS	FS	RCB
Central Michigan	CLARK	WASHINGTON	BLACK	HEITZMAN	C. GORDON	MORGAN	ROSS III	TAYLOR	FURMAN	WILSON	COUNTESS
Notre Dame	CLARK	WASHINGTON	BLACK	HEITZMAN	BEYER	MORGAN	ROSS III	TAYLOR	GORDON	WILSON	COUNTESS
Akron	CLARK	WASHINGTON	BLACK	HEITZMAN	BEYER	MORGAN	BOLDEN	TAYLOR	GORDON	WILSON	COUNTESS
at Connecticut											
Minnesota											
at Penn State											
Indiana											
at Michigan State											
Nebraska											
at Northwestern											
at Iowa											
Ohio State											

MICHIGAN PRONUNCIATION GUIDE

Brennen Beyer	BUY-er	Taylor Lewan	Luh-WAN
Jibreel Black	Juh-BREEL	Kristian Mateus	Muh-TAY-us
Jehu Chesson	JAY-YOU CHESS-uhn	Mario Ojemudia	Oh-juh-MOO-dee-uh
Amara Darboh	uh-MAR-uh DAR-bow	Jordan Paskorz	Pass-korz
Reon Dawson	RE-ON	Henry Poggi	PO-jee
Drew Dileo	Dill-e-o	Wyatt Shallman	Shawl-muhn
Devin Funchess	FUN-chess	De'Veon Smith	DAY-VE-ON
Ben Gedeon	Ged-E-uhn	Alex Swieca	swee-ECK-uh
Graham Glasgow	glass-gow	Scott Sypniewski	sip-NEW-ski
Ryan Glasgow	glass-gow	Raymon Taylor	ray-MOAN
Matthew Godin	GO-din	Fitzgerald Toussaint	Two-SAHNT
Will Hagerup	Haa-GRUP	Logan Tuley-Tillman	TWO-LEE-Til-muhn
Keith Heitzman	HIGHTS-muhn	Matt Wile	like 'while'
Delano Hill	Duh-LAY-no	Jarrold Wilson	Jared
Sione Houma	See-own-eh HOME-uh	Csont'e York	SAHN-TAY
Da'Mario Jones	duh-MAR-E-o (like Mars, not air)		
Patrick Kugler	KOO-gler		

MICHIGAN DEPTH CHART vs. CONNECTICUT

OFFENSE

DEFENSE

WR 21 Jeremy Gallon (5-8, 184, 5th Sr.)
85 Joe Reynolds (6-1, 196, 5th Sr.)

DE 57 Frank Clark (6-2, 273, Jr./Jr.)
53 Mario Ojemudia (6-2, 250, So./So.)
33 Taco Charlton (6-6, 270, Fr./Fr.)

LT 77 Taylor Lewan (6-8, 315, 5th Sr.)
71 Ben Braden (6-6, 318, So./Fr.)
78 Erik Magnuson (6-6, 285, So./Fr.)

DT 55 Jibreel Black (6-2, 278, Sr./Sr.)
96 Ryan Glasgow (6-4, 300, So./Fr.)
69 Willie Henry (6-3, 306, So./Fr.)
50 Tom Strobel (6-6, 265, So./Fr.)

LG 61 Graham Glasgow (6-6, 305, Jr./So.)
58 Chris Bryant (6-4, 316, Jr./So.)
56 Joey Burzynski (6-1, 293, Sr./Jr.)

NT 76 Quinton Washington (6-4, 301, 5th Sr.)
56 Ondre Pipkins (6-3, 315, So./So.)
54 Richard Ash (6-3, 314, Sr./Jr.)

C 60 Jack Miller (6-4, 290, Jr./So.)
56 Joey Burzynski (6-1, 293, Sr./Jr.)

DE 92 Keith Heitzman (6-3, 280, Jr./So.)
99 Matt Godin (6-6, 280, So./Fr.)
OR 43 Chris Wormley (6-5, 289, So./Fr.)

RG 67 Kyle Kalis (6-5, 297, So./Fr.)
56 Joey Burzynski (6-1, 293, Sr./Jr.)
62 Blake Bars (6-5, 291, So./Fr.)

SLB 4 Cam Gordon (6-3, 237, 5th Sr.)
OR 97 Brennen Beyer (6-3, 250, Jr./Jr.)
47 Jake Ryan* (6-3, 240, Sr./Jr.)

RT 75 Michael Schofield (6-7, 304, 5th Sr.)
78 Erik Magnuson (6-6, 285, So./Fr.)
69 Erik Gunderson (6-8, 306, 5th Sr.)

MLB 48 Desmond Morgan (6-1, 228, Jr./Jr.)
35 Joe Bolden (6-3, 225, So./So.)
3 Mike McCray (6-4, 237, Fr./Fr.)

TE 87 Devin Funchess (6-4, 235, So./So.)
84 A.J. Williams (6-6, 265, So./So.)
88 Jake Butt (6-6, 237, Fr./Fr.)
94 Jordan Paskorz (6-3, 255, Sr./Jr.)
80 Khalid Hill (6-2, 258, Fr./Fr.)

WLB 15 James Ross III (6-1, 220, So./So.)
52 Royce Jenkins-Stone (6-2, 225, So./So.)
42 Ben Gedeon (6-3, 236, Fr./Fr.)

WR 86 Jehu Chesson (6-3, 196, So./Fr.)
OR 17 Jeremy Jackson (6-3, 209, Sr./Sr.)

LCB 6 Raymon Taylor (5-10, 183, Jr./Jr.)
24 Delonte Hollowell (5-9, 180, Jr./Jr.)
OR 26 Jourdan Lewis (5-10, 170, Fr./Fr.)

SLOT 9 Drew Dileo (5-10, 180, Sr./Sr.)
23 Dennis Norfleet (5-7, 169, So./So.)

SS 30 Thomas Gordon (5-11, 210, 5th Sr.)
14 Josh Furman (6-2, 202, Sr./Jr.)
25 Dymonte Thomas (6-2, 190, Fr./Fr.)
44 Delano Hill (6-0, 205, Fr./Fr.)

QB 98 Devin Gardner (6-4, 210, Sr./Jr.)
7 Shane Morris (6-3, 201, Fr./Fr.)
6 Brian Cleary (6-3, 209, So./Fr.)

FS 11 Courtney Avery (5-11, 175, Sr./Sr.)
OR 22 Jarrod Wilson (6-2, 200, So./So.)
34 Jeremy Clark (6-4, 205, So./Fr.)

FB 36 Joe Kerridge (6-0, 238, Jr./So.)
39 Sione Houma (6-0, 231, So./So.)
33 Wyatt Shallman* (6-3, 237, Fr./Fr.)

RCB 18 Blake Countess (5-10, 182, Jr./So.)
8 Channing Stribling (6-2, 171, Fr./Fr.)

RB 28 Fitzgerald Toussaint (5-10, 200, 5th Sr.)
27 Derrick Green (5-11, 240, Fr./Fr.)
38 Thomas Rawls (5-10, 217, Jr./Jr.)
OR 4 De'Veon Smith (5-11, 224, Fr./Fr.)
5 Justice Hayes (5-10, 192, Jr./So.)

NICKEL 18 Blake Countess (5-10, 182, Jr./So.)
25 Dymonte Thomas (6-2, 190, Fr./Fr.)
24 Delonte Hollowell (5-9, 180, Jr./Jr.)

SPECIAL TEAMS

PK 34 Brendan Gibbons (6-1, 243, 5th Sr.)
45 Matt Wile (6-2, 216, Jr./Jr.)

KO 45 Matt Wile (6-2, 216, Jr./Jr.)

P 45 Matt Wile (6-2, 216, Jr./Jr.)
91 Kenny Allen (6-3, 226, So./Fr.)

PR 23 Dennis Norfleet (5-7, 169, So./So.)
9 Drew Dileo (5-10, 180, Sr./Sr.)

LS 54 Jareth Glanda (6-3, 256, 5th Sr.)

KR 23 Dennis Norfleet (5-7, 169, So./So.)
9 Drew Dileo (5-10, 180, Sr./Sr.)
86 Jehu Chesson (6-3, 196, So./Fr.)

H 9 Drew Dileo (5-10, 180, Sr./Sr.)
91 Kenny Allen (6-3, 226, So./Fr.)

START CHARTS

	Current		
OFFENSE	'13	Streak	Career
Taylor Lewan	3	31	38
Michael Schofield	3	25	26
Fitzgerald Toussaint	3	3	24

	Current		
DEFENSE	'13	Streak	Career
Thomas Gordon	2	2	29
Jake Ryan	0	0	24
Desmond Morgan	3	5	21
Courtney Avery	0	0	13
Raymon Taylor	3	14	14
Quinton Washington	3	3	13

LONGEST ACTIVE STARTS STREAKS

Taylor Lewan	31
Michael Schofield	25

CAREER GAMES STARTED

Taylor Lewan (OT)	38
Thomas Gordon (S)	29
Michael Schofield (OT)	26
Jake Ryan (LB)	24
Desmond Morgan (LB)	21

CAREER GAMES PLAYED

Michael Schofield (OT)	42
Jibreel Black (DT)	42
Courtney Avery (CB)	40
Taylor Lewan (OT)	40
Quinton Washington (DT)	39
Thomas Gordon (S)	37
Cameron Gordon (LB)	36
Brendan Gibbons (K)	36
Drew Dileo (WR)	35
Will Haperug (P)	31
Jareth Glanda (LS)	30
Fitzgerald Toussaint (RB)	29
Jake Ryan (LB)	26

*Denotes Injured

2013 MICHIGAN FOOTBALL ROSTERS

NUMERICAL ROSTER

No.	Player	Pos.
3	Dever, Bo	WR
3	McCray, Mike	LB
4	Gordon, Cameron ***	LB
4	Smith, De'Veon	RB
5	Hayes, Justice*	RB
6	Taylor, Raymon**	DB
6	Cleary, Brian	QB
7	Morris, Shane	QB
7	Poggi, Henry	DT
8	Bellomy, Russell*	QB
8	Stribling, Channing	DB
9	Dileo, Drew ***	WR
10	Jones, Da'Mario	WR
11	Avery, Courtney ***	CB
12	Gant, Allen	LB
13	Swieca, Alex	QB
13	Richardson, Terry*	CB
14	Furman, Josh**	S
15	Moore, Garrett	QB
15	Ross III, James*	LB
16	Wangler, Jack	WR
17	Jackson, Jeremy ***	WR
18	Countess, Blake*	DB
18	Hardison, DeAnthony	RB
20	Dawson, Reon	DB
20	Johnson, Drake	RB
21	Gallon, Jeremy ***	WR
22	Wilson, Jarrod*	S
23	Norfleet, Dennis*	WR
24	Hollowell, Delonte**	DB
25	Thomas, Dymonte	DB
26	Lewis, Jourdan	DB
27	Green, Derrick	RB
27	Hagerup, Will ***	P
28	Toussaint, Fitzgerald ***	RB
29	Douglas, Ross	DB
30	Gordon, Thomas ***	S
31	Benda, Nick	LB
32	Austin, Shaun	DB
33	Charlton, Taco	DE
33	Shallman, Wyatt	RB
34	Gibbons, Brendan ***	PK
34	Clark, Jeremy	S
35	Bolden, Joe*	LB
36	Kerridge, Joe*	FB
36	Pearson, AJ	DB
37	Henderson, Bobby	LB
38	Rawls, Thomas**	RB
39	Houma, Sione*	FB
41	Capatina, Anthony	WR
42	Esterline, Dylan*	TE
42	Gedeon, Ben	LB
43	Wormley, Chris	DE
43	Sypniewski, Scott	LS
44	Hill, Delano	DB

ALPHABETICAL ROSTER

No.	Player	Pos.	Ht.	Wt.	Year/Elig.	Hometown (High School/Previous School)
91	Allen, Kenny	K/P	6-3	226	So./Fr.	Fenton, Mich. (Fenton)
49	Anlauf, Brad	WR	6-4	187	So./Fr.	Hinsdale, Ill. (Hinsdale Central)
54	Ash, Richard*	DT	6-3	314	Sr./Jr.	Pahokee, Fla. (Pahokee)
32	Austin, Shaun	DB	6-1	191	So./Fr.	Plymouth, Mich. (Plymouth)
11	Avery, Courtney ***	CB	5-11	175	Sr.	Mansfield, Ohio (Lexington)
62	Bars, Blake	OL	6-5	291	So./Fr.	Nashville, Tenn. (Montgomery Bell Academy)
8	Bellomy, Russell*	QB	6-3	215	Jr./So.	Arlington, Texas (Martin)
31	Benda, Nick	LB	6-0	220	So./Fr.	Champion, Mich. (Westwood)
97	Beyer, Brennen**	LB	6-3	250	Jr.	Canton, Mich. (Plymouth)
55	Black, Jibreel ***	DT	6-2	278	Sr.	Cincinnati, Ohio (Wyoming)
35	Bolden, Joe*	LB	6-3	225	So.	Cincinnati, Ohio (Colerain)
65	Bosch, Kyle	OL	6-5	302	Fr.	St. Charles, Ill. (St. Francis)
71	Braden, Ben	OL	6-6	318	So./Fr.	Rockford, Mich. (Rockford)
58	Bryant, Chris	OL	6-4	316	Jr./So.	Chicago, Ill. (Simeon)
56	Burzynski, Joey**	OL	6-1	293	Sr./Jr.	Carlsbad, Calif. (Carlsbad)
88	Butt, Jake	TE	6-6	237	Fr.	Pickerington, Ohio (Pickerington North)
41	Capatina, Anthony	WR	5-9	182	Sr./Jr.	Novi, Mich. (Detroit Catholic Central)
33	Charlton, Taco	DE	6-6	270	Fr.	Pickerington, Ohio (Central)
86	Chesson, Jehu	WR	6-3	196	So./Fr.	St. Louis, Mo. (Ladue Horton Watkins)
57	Clark, Frank**	DE	6-2	273	Jr.	Cleveland, Ohio (Glenville)
34	Clark, Jeremy	S	6-4	205	So./Fr.	Madisonville, Ky. (Madisonville North Hopkins)
6	Cleary, Brian	QB	6-3	209	So./Fr.	Detroit, Mich. (Detroit Jesuit)
18	Countess, Blake*	DB	5-10	182	Jr./So.	Owings Mills, Md. (Our Lady of Good Counsel)
82	Darboh, Amara*	WR	6-2	212	So.	West Des Moines, Iowa (Dowling Catholic)
55	Dawson, David	OL	6-4	297	Fr.	Detroit, Mich. (Cass Technical)
20	Dawson, Reon	DB	6-2	170	Fr.	Trotwood, Ohio (Trotwood-Madison)
3	Dever, Bo	WR	6-2	190	So./Fr.	Lake Forest, Ill. (Lake Forest)
9	Dileo, Drew ***	WR	5-10	180	Sr.	Greenwell Springs, La. (Parkview Baptist)
29	Douglas, Ross	DB	5-10	176	Fr.	Avon, Ohio (Avon)
59	Doyle, Jack	LB	6-1	208	Fr.	Grosse Pointe Farms, Mich. (Grosse Pointe South)
64	Duba, Brandon	LS	6-1	227	Fr.	Grandville, Mich. (Grandville)
83	Dukes, Jaron	WR	6-4	190	Fr.	Columbus, Ohio (Marion Franklin)
42	Esterline, Dylan*	TE	6-5	234	Sr./Jr.	Blissfield, Mich. (Blissfield)
73	Fox, Chris	OL	6-6	338	Fr.	Parker, Colo. (Ponderosa)
51	Froelich, Greg	OL	6-2	272	Fr.	Deerfield, Mass. (Deerfield)
87	Funchess, Devin*	TE	6-4	235	So.	Farmington Hills, Mich. (Harrison)
14	Furman, Josh**	S	6-2	202	Sr./Jr.	Annapolis, Md. (Old Mill Senior)
21	Gallon, Jeremy ***	WR	5-8	184	5th	Apopka, Fla. (Apopka)
12	Gant, Allen	S	6-2	212	So./Fr.	Sylvania, Ohio (Southview)
98	Gardner, Devin**	QB	6-4	210	Sr./Jr.	Detroit, Mich. (Inkster)
42	Gedeon, Ben	LB	6-3	236	Fr.	Hudson, Ohio (Hudson)
34	Gibbons, Brendan ***	PK	6-1	243	5th	West Palm Beach, Fla. (Cardinal Newman)
54	Glanda, Jareth**	LS	6-3	256	5th	Rochester Hills, Mich. (Brother Rice)
61	Glasgow, Graham*	OL	6-6	305	Jr./So.	Aurora, Ill. (Marmion Academy)
96	Glasgow, Ryan	DL	6-4	300	So./Fr.	Aurora, Ill. (Marmion Academy)
99	Godin, Matthew	DE	6-6	280	So./Fr.	Novi, Mich. (Detroit Catholic Central)
4	Gordon, Cameron ***	LB	6-3	237	5th	Detroit, Mich. (Inkster)
30	Gordon, Thomas ***	S	5-11	210	5th	Detroit, Mich. (Cass Technical)
27	Green, Derrick	RB	5-11	240	Fr.	Richmond, Va. (Hermitage)
69	Gunderson, Erik**	OL	6-8	306	5th	Milan, Mich. (Milan)
27	Hagerup, Will ***	P	6-4	221	Sr.	Milwaukee, Wis. (Whitefish Bay)
18	Hardison, DeAnthony	RB	5-8	180	So./Fr.	Detroit, Mich. (Crockett Technical)
5	Hayes, Justice*	RB	5-10	192	Jr./So.	Flint, Mich. (Grand Blanc Community)
92	Heitzman, Keith*	DE	6-3	280	Jr./So.	Hilliard, Ohio (Hilliard Davidson)
37	Henderson, Bobby	LB	5-11	227	So./Fr.	Hopewell Junction, NY (John Jay)
69	Henry, Willie	DT	6-3	306	So./Fr.	Cleveland, Ohio (Glenville)

ALPHABETICAL ROSTER

No.	Player	Pos.	Ht.	Wt.	Year/Elig.	Hometown (High School/Previous School)
44	Hill, Delano	DB	6-0	205	Fr.	Detroit, Mich. (Cass Technical)
80	Hill, Khalid	TE	6-2	258	Fr.	Detroit, Mich. (East English Village Preparatory Academy)
24	Hollowell, Delonte**	DB	5-9	180	Jr.	Detroit, Mich. (Cass Technical)
39	Houma, Sione*	FB	6-0	231	So.	Salt Lake City, Utah (Highland)
73	Hurst Jr., Maurice	DT	6-2	270	Fr.	Westwood, Mass. (Xaverian Brothers)
17	Jackson, Jeremy ***	WR	6-3	209	Sr.	Ann Arbor, Mich. (Huron)
52	Jenkins-Stone, Royce*	LB	6-2	225	So.	Detroit, Mich. (Cass Technical)
95	Jocz, Michael	TE	6-4	225	So./Fr.	Novi, Mich (Novi)
20	Johnson, Drake	RB	6-1	213	So./Fr.	Ann Arbor, Mich. (Pioneer)
10	Jones, Da'Mario	WR	6-2	192	Fr.	Westland, Mich. (John Glenn)
67	Kalis, Kyle	OL	6-5	297	So./Fr.	Lakewood, Ohio (St. Edward)
89	Keizer, Jonathan	WR	6-5	212	Jr./So.	Portage, MI (Portage Northern)
36	Kerridge, Joe*	FB	6-0	238	Jr./So.	Traverse City, Mich. (St. Francis)
57	Kugler, Patrick	OL	6-5	287	Fr.	Wexford, Pa. (North Allegheny)
77	Lewan, Taylor ***	OL	6-8	315	5th	Cave Creek, Ariz. (Chaparral)
26	Lewis, Jourdan	DB	5-10	170	Fr.	Detroit, Mich. (Cass Technical)
66	Liesman, Dan	LB	6-2	215	So./Fr.	Lansing, Mich. (Lansing Catholic)
78	Magnuson, Erik	OL	6-6	285	So./Fr.	Carlsbad, Calif. (La Costa Canyon)
70	Mateus, Kristian*	OL	6-7	305	Sr./Jr.	Ada, Mich. (Forest Hills Central)
3	McCray, Mike	LB	6-4	237	Fr.	Trotwood, Ohio (Trotwood-Madison)
46	McGrath, J.J.	K	6-2	241	Fr.	Macomb, Mich. (Lutheran North)
60	Miller, Jack*	OL	6-4	290	Jr./So.	Perrysburg, Ohio (St. John's Jesuit)
91	Mitropoulos-Rundus, Alex	DL	6-2	258	Jr./So.	Ann Arbor, Mich. (Pioneer)
15	Moore, Garrett	QB	6-3	199	Fr.	Detroit, Mich. (Detroit Catholic Central)
48	Morgan, Desmond**	LB	6-1	228	Jr.	Holland, Mich. (West Ottawa)
7	Morris, Shane	QB	6-3	201	Fr.	Warren, Mich. (De La Salle)
23	Norfleet, Dennis*	WR	5-7	169	So.	Detroit, Mich. (Martin Luther King)
53	Ojemudia, Mario*	DE	6-2	250	So.	Farmington Hills, Mich. (Harrison)
94	Paskorz, Jordan*	TE	6-3	255	Sr./Jr.	Gibsonia, Pa. (Hampton)
36	Pearson, AJ	DB	6-0	192	So./Fr.	Johns Creek, Ga. (Northview)
56	Pipkins, Ondre*	DT	6-3	315	So.	Kansas City, Mo. (Park Hill)
63	Pliska, Ben	OL	6-3	276	So./Fr.	Kirkland, Wa. (Lake Washington)
7	Poggi, Henry	DT	6-4	260	Fr.	Baltimore, Md. (Gilman School)
38	Rawls, Thomas**	RB	5-10	217	Jr.	Flint, Mich. (Flint Northern)
85	Reynolds, Joe **	WR	6-1	196	5th	Rochester, Mich. (Rochester Adams)
13	Richardson, Terry*	CB	5-9	167	So.	Detroit, Mich. (Cass Technical)
15	Ross III, James*	LB	6-1	220	So.	Orchard Lake, Mich. (St. Mary's Prep)
47	Ryan, Jake**	LB	6-3	240	Sr./Jr.	Westlake, Ohio (St. Ignatius)
74	Samuelson, Dan	OL	6-5	283	Fr.	Plymouth, Ind. (Plymouth)
75	Schofield, Michael ***	OL	6-7	304	5th	Orland Park, Ill. (Carl Sandburg)
33	Shallman, Wyatt	RB	6-3	237	Fr.	Novi, Mich. (Detroit Catholic Central)
4	Smith, De'Veon	RB	5-11	224	Fr.	Warren, Ohio (Howland)
8	Stribling, Channing	DB	6-2	171	Fr.	Matthews, N.C. (Butler)
50	Strobel, Tom	DE	6-6	265	So./Fr.	Mentor, Ohio (Mentor)
13	Swieca, Alex	QB	6-1	210	Jr./So.	New York, NY (The Frisch School)
43	Sypniewski, Scott	LS	6-1	214	Fr.	Ottawa, Ill. (Marquette)
6	Taylor, Raymon**	DB	5-10	183	Jr.	Detroit, Mich. (Highland Park)
25	Thomas, Dymonte	DB	6-2	190	Fr.	Alliance, Ohio (Marlington)
28	Toussaint, Fitzgerald ***	RB	5-10	200	5th	Youngstown, Ohio (Liberty)
72	Tuley-Tillman, Logan	OL	6-7	300	Fr.	Peoria, Ill. (Manual)
16	Wangler, Jack	WR	6-1	198	Fr.	Royal Oak, Mich. (De La Salle)
76	Washington, Quinton ***	DT	6-4	301	5th	St. Stephen, S.C. (Timberland)
45	Wile, Matt**	K	6-2	216	Jr.	San Diego, Calif. (Francis Parker)
84	Williams, A.J.*	TE	6-6	265	So.	Cincinnati, Ohio (Sycamore)
22	Wilson, Jarrod*	S	6-2	200	So.	Akron, Ohio (Buchtel)
43	Wormley, Chris	DE	6-5	289	So./Fr.	Toledo, Ohio (Whitmer)
81	York, Csont'e	WR	6-3	180	Fr.	Harper Woods, Mich. (Chandler Park Academy)

NUMERICAL ROSTER

No.	Player	Pos.
45	Wile, Matt**	K/P
46	McGrath, J.J.	K
47	Ryan, Jake**	LB
48	Morgan, Desmond**	LB
49	Anlauf, Brad	WR
50	Strobel, Tom	DE
51	Froelich, Greg	OL
52	Jenkins-Stone, Royce*	LB
53	Ojemudia, Mario*	DE
54	Glanda, Jareth**	LS
54	Ash, Richard*	DT
55	Black, Jibreel ***	DT
55	Dawson, David	OL
56	Burzynski, Joey**	OL
56	Pipkins, Ondre*	DT
57	Clark, Frank**	DE
57	Kugler, Patrick	OL
58	Bryant, Chris	OL
59	Doyle, Jack	LB
60	Miller, Jack*	OL
61	Glasgow, Graham*	OL
62	Bars, Blake	OL
63	Pliska, Ben	OL
64	Duba, Brandon	LS
65	Bosch, Kyle	OL
66	Liesman, Dan	LB
67	Kalis, Kyle	OL
69	Gunderson, Erik**	OL
69	Henry, Willie	DT
70	Mateus, Kristian*	OL
71	Braden, Ben	OL
72	Tuley-Tillman, Logan	OL
73	Fox, Chris	OL
73	Hurst Jr., Maurice	DT
74	Samuelson, Dan	OL
75	Schofield, Michael ***	OL
76	Washington, Quinton ***	DT
77	Lewan, Taylor ***	OL
78	Magnuson, Erik	OL
80	Hill, Khalid	TE
81	York, Csont'e	WR
82	Darboh, Amara*	WR
83	Dukes, Jaron	WR
84	Williams, A.J.*	TE
85	Reynolds, Joe **	WR
86	Chesson, Jehu	WR
87	Funchess, Devin*	TE
88	Butt, Jake	TE
89	Keizer, Jonathan	WR
91	Mitropoulos-Rundus, Alex	DL
91	Allen, Kenneth	K/P
92	Heitzman, Keith*	DE
94	Paskorz, Jordan*	TE
95	Jocz, Michael	TE
96	Glasgow, Ryan	DL
97	Beyer, Brennen*	LB
98	Gardner, Devin**	QB

2013 ROSTER BREAKDOWN

ROSTER BY STATE

No.	Player	Pos.
Arizona (1)		
77	Lewan, Taylor ***	OL
California(3)		
56	Burzynski, Joey **	OL
78	Magnuson, Erik	OL
45	Wile, Matt **	K
Colorado (1)		
73	Fox, Chris	OL
Florida(3)		
54	Ash, Richard*	DT
21	Gallon, Jeremy ***	WR
34	Gibbons, Brendan ***	PK
Georgia (1)		
36	Pearson, AJ	DB
Illinois (9)		
49	Anlauf, Brad	WR
65	Bosch, Kyle	OL
58	Bryant, Chris	OL
3	Dever, Bo	WR
61	Glasgow, Graham*	OL
96	Glasgow, Ryan	DL
75	Schofield, Michael ***	OL
43	Sypniewski, Scott	LS
72	Tuley-Tillman, Logan	OL
Indiana (1)		
74	Samuelson, Dan	OL
Iowa (1)		
82	Darboh, Amara*	WR
Kentucky (1)		
34	Clark, Jeremy	S
Louisiana (1)		
9	Dileo, Drew ***	WR
Maryland (3)		
18	Countess, Blake *	DB
14	Furman, Josh **	S
7	Poggi, Henry	DT
Massachusetts (2)		
51	Froelich, Greg	OL
73	Hurst Jr., Maurice	DT
Michigan (48)		
91	Allen, Kenny	K/P
32	Austin, Shaun	DB
31	Benda, Nick	LB
97	Beyer, Brennen **	LB
71	Braden, Ben	OL
41	Capatina, Anthony	WR
6	Cleary, Brian	QB
55	Dawson, David	OL
59	Doyle, Jack	LB
64	Duba, Brandon	LS
42	Esterline, Dylan*	TE
87	Funchess, Devin*	TE
98	Gardner, Devin **	QB
54	Glanda, Jareth **	LS
99	Godin, Matthew	DE
4	Gordon, Cameron ***	LB
30	Gordon, Thomas ***	S
69	Gunderson, Erik **	OL
18	Hardison, DeAnthony	RB
5	Hayes, Justice*	RB
44	Hill, Delano	DB
80	Hill, Khalid	TE
24	Hollowell, Delonte **	DB
17	Jackson, Jeremy ***	WR
52	Jenkins-Stone, Royce*	LB
95	Jocz, Michael	TE

ROSTER BY POSITION

Quarterback

No.	Player	Pos.	Ht.	Wt.	Year/Elig.	Hometown (High School/Previous School)
8	Bellomy, Russell *	QB	6-3	215	Jr./Sr.	Arlington, Texas (Martin)
6	Cleary, Brian	QB	6-3	209	So./Fr.	Detroit, Mich. (Detroit Jesuit)
98	Gardner, Devin **	QB	6-4	210	Sr./Jr.	Detroit, Mich. (Inkster)
15	Moores, Garrett	QB	6-3	199	Fr.	Detroit, Mich. (Detroit Catholic Central)
7	Morris, Shane	QB	6-3	201	Fr.	Warren, Mich. (De La Salle)
13	Swieca, Alex	QB	6-1	210	Jr./So.	New York, NY (The Frisch School)

Running Back

27	Green, Derrick	RB	5-11	240	Fr.	Richmond, Va. (Hermitage)
18	Hardison, DeAnthony	RB	5-8	185	So./Fr.	Detroit, Mich. (Crockett Technical)
5	Hayes, Justice *	RB	5-10	192	Jr./So.	Flint, Mich. (Grand Blanc Community)
39	Houma, Sione *	FB	6-0	231	So.	Salt Lake City, Utah (Highland)
20	Johnson, Drake	RB	6-1	213	So./Fr.	Ann Arbor, Mich. (Pioneer)
36	Kerridge, Joe *	FB	6-0	241	Jr./So.	Traverse City, Mich. (St. Francis)
38	Rawls, Thomas **	RB	5-10	217	Jr./So.	Flint, Mich. (Flint Northern)
33	Shallman, Wyatt	RB	6-3	237	Fr.	Novi, Mich. (Detroit Catholic Central)
4	Smith, De'Veon	RB	5-11	224	Fr.	Warren, Ohio (Howland)
28	Toussaint, Fitzgerald ***	RB	5-10	200	5th	Youngstown, Ohio (Liberty)

Wide Receiver

49	Anlauf, Brad	WR	6-4	187	So./Fr.	Hinsdale, Ill. (Hinsdale Central)
41	Capatina, Anthony	WR	5-9	182	Sr./Jr.	Novi, Mich. (Detroit Catholic Central)
86	Chesson, Jehu	WR	6-3	196	So./Fr.	St. Louis, Mo. (Ladue Horton Watkins)
82	Darboh, Amara *	WR	6-2	212	So.	West Des Moines, Iowa (Dowling Catholic)
3	Dever, Bo	WR	6-2	190	So./Fr.	Lake Forest, Ill. (Lake Forest)
9	Dileo, Drew ***	WR	5-10	180	Sr.	Greenwell Springs, La. (Parkview Baptist)
83	Dukes, Jaron	WR	6-4	190	Fr.	Columbus, Ohio (Marion Franklin)
21	Gallon, Jeremy ***	WR	5-8	184	5th	Apopka, Fla. (Apopka)
17	Jackson, Jeremy ***	WR	6-3	209	Sr.	Ann Arbor, Mich. (Huron)
10	Jones, Da'Mario	WR	6-2	192	Fr.	Westland, Mich. (John Glenn)
89	Keizer, Jonathan	WR	6-5	212	Jr./So.	Portage, MI (Portage Northern)
23	Norfleet, Dennis *	WR	5-7	169	So.	Detroit, Mich. (Martin Luther King)
85	Reynolds, Joe **	WR	6-1	196	5th	Rochester, Mich. (Rochester Adams)
16	Wangler, Jack	WR	6-1	199	Fr.	Royal Oak, Mich. (De La Salle)
81	York, Csont'e	WR	6-3	180	Fr.	Harper Woods, Mich. (Chandler Park Academy)

Tight End

88	Butt, Jake	TE	6-6	237	Fr.	Pickerington, Ohio (Pickerington North)
42	Esterline, Dylan *	TE	6-5	234	Sr./Jr.	Blissfield, Mich. (Blissfield)
87	Funchess, Devin *	TE	6-4	235	So.	Farmington Hills, Mich. (Harrison)
80	Hill, Khalid	TE	6-2	258	Fr.	Detroit, Mich. (East English Village Preparatory Academy)
95	Jocz, Michael	TE	6-4	225	So./Fr.	Novi, Mich (Novi)
94	Paskorz, Jordan *	TE	6-3	255	Sr./Jr.	Gibsonia, Pa. (Hampton)
84	Williams, A.J. *	TE	6-6	265	So.	Cincinnati, Ohio (Sycamore)

Offensive Line

62	Bars, Blake	OL	6-5	291	So./Fr.	Nashville, Tenn. (Montgomery Bell Academy)
65	Bosch, Kyle	OL	6-5	302	Fr.	St. Charles, Ill. (St. Francis)
71	Braden, Ben	OL	6-6	318	So./Fr.	Rockford, Mich. (Rockford)
58	Bryant, Chris	OL	6-4	316	Jr./So.	Chicago, Ill. (Simeon)
56	Burzynski, Joey **	OL	6-1	293	Sr./Jr.	Carlsbad, Calif. (Carlsbad)
55	Dawson, David	OL	6-4	297	Fr.	Detroit, Mich. (Cass Technical)
73	Fox, Chris	OL	6-6	338	Fr.	Parker, Colo. (Ponderosa)
51	Froelich, Greg	OL	6-3	295	Fr.	Deerfield, Mass. (Deerfield)
61	Glasgow, Graham*	OL	6-6	303	Jr./So.	Aurora, Ill. (Marmion Academy)
69	Gunderson, Erik **	OL	6-8	306	5th	Milan, Mich. (Milan)
67	Kalis, Kyle	OL	6-5	302	So./Fr.	Lakewood, Ohio (St. Edward)
57	Kugler, Patrick	OL	6-5	287	Fr.	Wexford, Penn. (North Allegheny)
77	Lewan, Taylor ***	OL	6-8	315	5th	Cave Creek, Ariz. (Chaparral)
78	Magnuson, Erik	OL	6-6	285	So./Fr.	Carlsbad, Calif. (La Costa Canyon)
70	Mateus, Kristian *	OL	6-7	305	Sr./Jr.	Ada, Mich. (Forest Hills Central)
60	Miller, Jack *	OL	6-4	290	Jr./So.	Perrysburg, Ohio (St. John's Jesuit)
63	Pliska, Ben	OL	6-3	276	So./Fr.	Kirkland, Wa. (Lake Washington)
74	Samuelson, Dan	OL	6-5	283	Fr.	Plymouth, Ind. (Plymouth)
75	Schofield, Michael ***	OL	6-7	304	5th	Orland Park, Ill. (Carl Sandburg)
72	Tuley-Tillman, Logan	OL	6-7	300	Fr.	Peoria, Ill. (Manual)

ROSTER BY POSITION

Defensive Line

54	Ash, Richard*	DT	6-3	314	Sr./Jr.	Pahokee, Fla. (Pahokee)
55	Black, Jibreel ***	DT	6-2	278	Sr./Jr.	Cincinnati, Ohio (Wyoming)
33	Charlton, Taco	DE	6-6	270	Fr.	Pickerington, Ohio (Central)
57	Clark, Frank **	DE	6-2	273	Jr.	Cleveland, Ohio (Glenville)
96	Glasgow, Ryan	DT	6-4	300	So./Fr.	Aurora, Ill. (Marmion Academy)
99	Godin, Matthew	DE	6-6	280	So./Fr.	Novi, Mich. (Detroit Catholic Central)
92	Heitzman, Keith*	DE	6-3	280	Jr./So.	Hilliard, Ohio (Hilliard Davidson)
69	Henry, Willie	DT	6-3	306	So./Fr.	Cleveland, Ohio (Glenville)
73	Hurst Jr., Maurice	DT	6-2	270	Fr.	Westwood, Mass. (Xaverian Brothers)
91	Mitropoulos-Rundus, Alex	DT	6-2	250	Jr./So.	Ann Arbor, Mich. (Pioneer)
53	Ojemudia, Mario*	DE	6-2	250	So.	Farmington Hills, Mich. (Harrison)
56	Pipkins, Ondre*	DT	6-3	315	So.	Kansas City, Mo. (Park Hill)
7	Poggi, Henry	DT	6-4	260	Fr.	Baltimore, Md. (Gilman School)
50	Strobel, Tom	DE	6-6	265	So./Fr.	Mentor, Ohio (Mentor)
76	Washington, Quinton ***	DT	6-4	301	5th	St. Stephen, S.C. (Timberland)
43	Wormley, Chris	DE	6-5	289	So./Fr.	Toledo, Ohio (Whitmer)

Linebacker

31	Benda, Nick	LB	6-0	210	So./Fr.	Champion, Mich. (Westwood)
97	Beyer, Brennen **	LB	6-3	250	Jr.	Canton, Mich. (Plymouth)
35	Bolden, Joe*	LB	6-3	225	So.	Cincinnati, Ohio (Colerain)
59	Doyle, Jack	LB	6-1	208	Fr.	Grosse Pointe Farms, Mich. (Grosse Pointe South)
42	Gedeon, Ben	LB	6-3	236	Fr.	Hudson, Ohio (Hudson)
4	Gordon, Cameron ***	LB	6-3	237	5th	Detroit, Mich. (Inkster)
37	Henderson, Bobby	LB	5-11	227	So./Fr.	Hopewell Junction, NY (John Jay)
52	Jenkins-Stone, Royce*	LB	6-2	225	So.	Detroit, Mich. (Cass Technical)
66	Liesman, Dan	LB	6-2	215	So./Fr.	Lansing, Mich. (Lansing Catholic)
3	McCray, Mike	LB	6-4	237	Fr.	Trotwood, Ohio (Trotwood-Madison)
48	Morgan, Desmond**	LB	6-1	228	Jr./So.	Holland, Mich. (West Ottawa)
15	Ross III, James *	LB	6-1	220	So.	Orchard Lake, Mich. (St. Mary's Prep)
47	Ryan, Jake **	LB	6-3	240	Sr./Jr.	Westlake, Ohio (St. Ignatius)

Secondary

32	Austin, Shaun	S	6-1	191	So./Fr.	Plymouth, Mich. (Plymouth)
11	Avery, Courtney ***	CB	5-11	175	Sr./Jr.	Mansfield, Ohio (Lexington)
34	Clark, Jeremy	S	6-4	205	So./Fr.	Madisonville, Ky. (Madisonville North Hopkins)
18	Countess, Blake *	CB	5-10	182	Jr./So.	Owings Mills, Md. (Our Lady of Good Counsel)
20	Dawson, Reon	DB	6-2	170	Fr.	Trotwood, Ohio (Trotwood-Madison)
29	Douglas, Ross	DB	5-10	176	Fr.	Avon, Ohio (Avon)
14	Furman, Josh **	S	6-2	202	Sr./Jr.	Annapolis, Md. (Old Mill Senior)
12	Gant, Allen	S	6-2	212	So./Fr.	Sylvania, Ohio (Southview)
30	Gordon, Thomas ***	S	5-11	210	5th	Detroit, Mich. (Cass Technical)
44	Hill, Delano	DB	6-0	205	Fr.	Detroit, Mich. (Cass Technical)
24	Hollowell, Delonte **	CB	5-9	180	Jr.	Detroit, Mich. (Cass Technical)
26	Lewis, Jourdan	DB	5-10	170	Fr.	Detroit, Mich. (Cass Technical)
36	Pearson, AJ	DB	6-0	199	So./Fr.	Johns Creek, Ga. (Northview)
13	Richardson, Terry*	CB	5-9	167	So.	Detroit, Mich. (Cass Technical)
8	Stribling, Channing	DB	6-2	171	Fr.	Matthews, N.C. (Butler)
6	Taylor, Raymon **	CB	5-10	186	Jr.	Detroit, Mich. (Highland Park)
25	Thomas, Dymonte	DB	6-2	190	Fr.	Alliance, Ohio (Marlington)
22	Wilson, Jarrod*	S	6-2	200	So.	Akron, Ohio (Buchtel)

Specialists

91	Allen, Kenny	K/P	6-3	226	So./Fr.	Fenton, Mich. (Fenton)
64	Duba, Brandon	LS	6-1	227	Fr.	Grandville, Mich. (Grandville)
34	Gibbons, Brendan ***	PK	6-1	240	5th	West Palm Beach, Fla. (Cardinal Newman)
54	Glanda, Jareth **	LS	6-3	256	5th	Rochester Hills, Mich. (Brother Rice)
27	Hagerup, Will ***	P	6-4	227	Sr.	Milwaukee, Wis. (Whitefish Bay)
46	McGrath, J.J.	K	6-2	249	Fr.	Macomb, Mich. (Lutheran North)
43	Sypniewski, Scott	LS	6-1	214	Fr.	Ottawa, Ill. (Marquette)
45	Wile, Matt **	PK	6-2	216	Jr.	San Diego, Calif. (Francis Parker)

20	Johnson, Drake	RB
10	Jones, Da'Mario	WR
89	Keizer, Jonathan	WR
36	Kerridge, Joe*	FB
26	Lewis, Jourdan	DB
66	Liesman, Dan	LB
70	Mateus, Kristian*	OL
46	McGrath, J.J.	K
91	Mitropoulos-Rundus, Alex	DL
48	Morgan, Desmond **	LB
15	Moore, Garrett	QB
7	Morris, Shane	QB
23	Norfleet, Dennis*	WR
53	Ojemudia, Mario*	DE
38	Rawls, Thomas **	RB
85	Reynolds, Joe **	WR
13	Richardson, Terry*	CB
15	Ross III, James*	LB
33	Shallman, Wyatt	RB
6	Taylor, Raymon **	DB
16	Wangler, Jack	WR
81	York, Csont'e	WR
Missouri (2)		
86	Chesson, Jehu	WR
56	Pipkins, Ondre*	DT
New York (2)		
37	Henderson, Bobby	LB
13	Swieca, Alex	QB
North Carolina (1)		
8	Stribling, Channing	DB
Ohio (24)		
11	Avery, Courtney ***	CB
55	Black, Jibreel ***	DE
35	Bolden, Joe*	LB
88	Butt, Jake	TE
33	Charlton, Taco	DE
57	Clark, Frank **	DE
20	Dawson, Reon	DB
29	Douglas, Ross	DB
83	Dukes, Jaron	WR
12	Gant, Allen	S
42	Gedeon, Ben	LB
92	Heitzman, Keith*	DE
69	Henry, Willie	DT
67	Kalis, Kyle	OL
3	McCray, Mike	LB
60	Miller, Jack*	OL
47	Ryan, Jake**	LB
4	Smith, De'Veon	RB
50	Strobel, Tom	DE
25	Thomas, Dymonte	DB
28	Toussaint, Fitzgerald ***	RB
84	Williams, A.J.*	TE
22	Wilson, Jarrod*	S
43	Wormley, Chris	DE
Pennsylvania (2)		
94	Paskorz, Jordan*	TE
57	Kugler, Patrick	OL
South Carolina (1)		
76	Washington, Quinton ***	DT
Tennessee (1)		
62	Bars, Blake	OL
Texas (1)		
8	Bellomy, Russell*	QB
Utah (1)		
39	Houma, Sione*	FB
Virginia (1)		
27	Green, Derrick	RB
Washington (1)		
63	Pliska, Ben	OL
Wisconsin (1)		
27	Hagerup, Will***	P

HEAD COACH BRADY HOKE



Conference Championships

MAC WEST (2007, 2008)

Coach of the Year Honors

- National - Maxwell Football Club (2011)
- Big Ten - Hayes-Schembechler (Coaches - 2011)
- Big Ten - Dave McClain (Media - 2011, Media)
- MWC (2010)
- AFCA FBS Region 3 (2008)
- MAC (2008)

At a Glance

Born: November 3, 1958 in Kettering, Ohio
 High School: Fairmont East (1977)
 College: Ball State, B.S., 1982
 Wife: Laura
 Children: Kelly

Brady Hoke: Head Coach ■ Ball State (1982) Michigan W-L: 22-7 Second Season Big Ten W-L: 12-4

Brady Hoke was named the 19th head coach in University of Michigan football history on Jan. 11, 2011. A former assistant coach at U-M (1995-2002), Hoke led the Wolverines to a 19-7 record (12-4 Big Ten) in his first two seasons as head coach. Hoke led the Wolverines to an 11-2 record (6-2 Big Ten) and Allstate Sugar Bowl victory in his first season at the helm, while U-M finished the regular season 8-5 (6-2 Big Ten) to earn a bid to the Outback Bowl in 2012.

Hoke had previous head coaching stints at San Diego State from 2009-10, where he earned a 13-12 record, and his alma mater, Ball State, where he went 34-38 from 2003-08. Collectively, Hoke is 66-56 in 10 seasons as a head coach.

Hoke's first-season success in Ann Arbor was acknowledged across the country. He was named the Maxwell Football Club Collegiate Coach of the Year and was named a finalist for three other national Coach of the Year honors: Bear Bryant, Eddie Robinson and Liberty Mutual. The Big Ten Conference's coaches voted Hoke as the inaugural recipient of the Hayes-Schembechler Coach of the Year award, while the Big Ten media named him the Dave McClain Coach of the Year.

With four wins more than the 2010 squad (7-6), Hoke and the Wolverines tied Fielding Yost's 1901 team as the only two teams with a four-win improvement from the previous season. Yost's 1901 team went 11-0 following a 7-2-1 1900 season.

Only the legendary Yost precedes Hoke as a Michigan head coach to win 10 games in his first season. Hoke also became the fifth Big Ten coach to win at least 10 games in his first season as head coach, and became the third U-M coach to win his first six games (Fielding Yost-1901, Bennie Oosterbaan-1948). Nationally, Hoke became one of eight coaches to direct a team to a BCS bowl in his first season, while he became the third coach to direct a team to a BCS bowl victory in his first season. Hoke also became the first Michigan head coach to go undefeated at home in his first two seasons since Fielding Yost in 1901-02. The Wolverines were a perfect 8-0 at Michigan Stadium in 2011 and 6-0 at the Big House in 2012.

Since Hoke's arrival, the defense has improved from a unit that in 2010 ranked 108th in the Football Bowl Subdivision in scoring defense and 110th in yards allowed to one that ranked 11th in total defense and 16th in scoring defense in 2012. The unit also ranked second in passing defense, surrendering 155.2 yards per game, and it did not allow at 200-yard passer during the regular season.

Meanwhile, the offense continued its scoring pace in 2012 by averaging 30 points per game after scoring 33.3 points per game in 2011.

Ten Wolverines have earned All-Big Ten distinction in two seasons under Hoke, including back-to-back Big Ten Rimington-Pace Offensive Lineman of the Year winners in center David Molk (2011) and left tackle Taylor Lewan (2012). Molk and Lewan each earned All-America honors in those years, while Molk also was named the 2011 Rimington Trophy recipient.

The 2010 Mountain West Conference Coach of the Year, Hoke guided the Aztecs to a 9-4 record, marking the most victories since 1996 (8) while earning the program's first trip to a bowl game in 12 years, a 35-14 victory over Navy. Six of his players earned All-MWC first team honors in 2010, including running back Ronnie Hillman, the league's Freshman of the Year. Seven additional players earned second-team (4) honors and honorable mention (3). In 2009, Hoke's first season at San Diego State, five players were named to All-MWC teams, while 11 were MWC All-Academic selections.

As head coach at Ball State, he mentored players to 35 All-MAC selections in six years en route to a pair of bowl game appearances in 2007 and '08. The 2008 season marked the best season in program history, recording a school-record 12 wins and completing an undefeated Mid-American Conference regular-season campaign.

Collectively, Hoke has 30 years of collegiate coaching experience beginning with assistant positions at Grand Valley State (1983), Western Michigan (1984-86), Toledo (1987-88), Oregon State (1989-94) and Michigan (1995-2002). A defensive line coach at U-M, Hoke was part of three Big Ten champion teams (1997, '98, 2000), including the 1997 national champion and Rose Bowl winning squad. During his tenure, U-M posted a 76-23 overall record, claiming at least 10 victories on four occasions.

A 1982 graduate of Ball State University, Hoke earned four letters (1977-80) with the Cardinals. He was part of the only two teams in Ball State football history to post undefeated conference seasons: as a player in 1978, and as the head coach in 2008. Hoke led Ball State to the 1978 MAC championship, and as a team captain in 1980 earned All-MAC second-team honors. He graduated from Fairmont East High School in Kettering, Ohio, in 1977.

He and his wife, the former Laura Homberger, have one daughter, Kelly.

BRADY HOKE'S YEAR-BY-YEAR COACHING RECORD

YEAR	SCHOOL	RECORD	CONFERENCE RECORD	POST-SEASON
2013	Michigan	3-0	0-0 Big Ten	
2012	Michigan	8-5	6-2 Big Ten	Outback Bowl (vs. South Carolina/L, 33-28)
2011	Michigan	11-2	6-2 Big Ten	Sugar Bowl (vs. Virginia Tech/W, 23-20 ot)
2010	San Diego State	9-4	5-3 MWC	Poinsettia Bowl (vs. Navy/W, 35-14)
2009	San Diego State	4-8	2-6 MWC	
2008	Ball State	12-1	8-0 MAC	MAC West champion, * Did not coach GMAC Bowl (vs. Tulsa/L, 45-13)
2007	Ball State	7-6	5-2 MAC	MAC West co-champ, International Bowl (vs. Rutgers/L, 52-30)
2006	Ball State	5-7	5-3 MAC	
2005	Ball State	4-7	4-4 MAC	
2004	Ball State	2-9	2-6 MAC	
2003	Ball State	4-8	3-5 MAC	
U-M	3 Seasons	22-7	12-4 Big Ten	
SDSU	2 Seasons	13-12	7-9 MWC	
BSU	6 Seasons	34-38	27-20 MAC	
TOTAL	11 Seasons	69-57	46-33 Conference	

BRADY HOKE'S MILESTONE WINS

Win	Opponent	Site	Date
1	Ball State 31, Indiana State 7	H	8/28/2003
10	Ball State 26, Eastern Michigan 25	A	11/12/2005
20	Ball State 27, Western Michigan 23	A	10/20/2007
30	Ball State 38, Eastern Michigan 16	H	10/25/2008
40	San Diego State 41, New Mexico St.	A	9/11/2010
50	Michigan 31, Eastern Michigan 3	H	9/17/2011

U-M SUPERLATIVES UNDER BRADY HOKE

Overall:	22-7
At Home:	17-0
On the Road:	4-5
Neutral:	1-2
By Month:	
August:	1-0
September:	8-2
October:	6-2
November:	6-2
December:	0-0
January:	1-1
When Scoring First:	14-1
When Opponent Scored First:	8-6
When Scoring 20 or More Points:	21-2
When Scoring Less Than 20 Points:	1-5
When Leading at the Half:	18-1
When Trailing at the Half:	3-5
When Tied at the Half:	1-1
When Leading after 3 Quarters:	18-1
When Trailing after 3 Quarters:	3-6
When Tied after 3 Quarters:	0-0
In Overtime:	2-0
When Outrushing the Opponent:	18-2
With 35 or More Rushing Attempts:	15-5
With Less Than 30 Passing Attempts:	17-4
When Leading in Time of Possession:	14-4
When Trailing in Time of Possession:	8-3
On Turf:	20-4
On Grass:	2-3
When Leading in Takeaway/Turnover Ratio:	9-1
When Even in Takeaway/Turnover Ratio:	5-0
When Trailing in Takeaway/Turnover Ratio:	8-6
With an Individual 100-Yard Rusher:	13-2
With an Individual 200-Yard Passer:	9-2
250-Yard Passer:	6-0
With an Individual 100-Yard Receiver:	6-2
With an Individual Opponent 100-Yard Rusher:	4-5
With an Individual Opponent 200-Yard Passer:	7-1
250-Yard Passer:	5-0
With an Individual Opponent 100-Yard Receiver:	5-1



AL BORGES
Offensive Coordinator/QB



DARRELL FUNK
Offensive Line



FRED JACKSON
Running Backs



JEFF HECKLINSKI
Wide Receivers



DAN FERRIGNO
Special Teams/Tight Ends



GREG MATTISON
Defensive Coordinator/DL



ROY MANNING
Outside Linebackers



MARK SMITH
Inside Linebackers



CURT MALLORY
Secondary



AARON WELLMAN
Strength and Conditioning

RECORD VERSUS OPPONENTS

Conf./Team	Record
Big Ten	
Illinois	2-1
Indiana	1-2
Iowa	1-2
Michigan	0-1
Michigan State	1-1
Minnesota	2-0
Nebraska	1-1
Northwestern	2-0
Ohio State	1-1
Purdue	2-2
Totals	13-11

MAC	
Akron	3-1
Bowling Green	0-3
Buffalo	2-1
Central Florida	1-0
Central Michigan	3-4
Eastern Michigan	5-2
Kent State	3-0
Massachusetts	1-0
Miami	2-2
Northern Illinois	3-3
Ohio	0-1
Toledo	4-2
Western Michigan	5-2
Totals	32-21

Independent	
Navy	3-0
Notre Dame	2-1
Total	5-1

Mountain West	
Air Force	2-1
BYU	0-2
Colorado State	2-0
New Mexico	2-0
San Diego State	1-0
TCU	0-2
UNLV	1-1
Utah	0-2
Wyoming	1-1
Total	9-9

Big 12	
Missouri	0-3
Nebraska	0-1
Totals	0-4

Big East	
Boston College	0-2
Pittsburgh	0-1
Rutgers	0-1
Virginia Tech	1-0
Totals	1-4

ACC	
Boston College	0-1

SEC	
Alabama	0-1
Auburn	0-1
South Carolina	0-1
Total	0-3

Sun Belt	
Western Kentucky	2-0

PAC 12	
UCLA	0-1

WAC	
Idaho	0-1
New Mexico State	2-0
Utah State	1-0
Total	3-1

FCS	
Nicholls State	1-0
Southern Utah	1-0
Indiana State	1-0
North Dakota State	0-1
Northeastern	1-0
Total	4-1

Totals	69-57
---------------	--------------

INDIVIDUAL CAREER BESTS

TOP STATISTICAL LEADERS

Rushing

2013: Devin Gardner (30 carries, 237 yards, 7.9 avg., 4 TDs)
Fitzgerald Toussaint (55 carries, 199 yards, 3.6 avg., 3 TDs)
Career: Fitzgerald Toussaint (380 carries, 1,841 yards, 4.8 avg., 18 TDs)

Passing

2013: Devin Gardner (47-78, 704 yards, 7 TDs)
Career: Devin Gardner (140-237, 2,184 yards, 20 TDs)

Receiving

2013: Jeremy Gallon (18 for 297 yards, 16.5 avg., 4 TDs)
Career: Jeremy Gallon (102 for 1,628 yards, 16.0 avg., 12 TDs)

Punt Returns

2013: Drew Dileo (1 for 9 yards, 9.0 avg., 0 TD)
Career: Jeremy Gallon (42 for 303 yards, 7.2 avg., 0 TD)

Kickoff Returns

2013: Dennis Norfleet (8 for 199 yards, 24.9 avg., 0 TDs)
Career: Dennis Norfleet (43 for 1,026 yards, 23.9 avg., 0 TDs)

Punting

2013: Matt Wile (7 for 226 yards, 32.3 avg., 1 I20)
Career: Matt Wile (33 for 1,364 yards, 37.9 avg., 14 I20)

Field Goals

2013: Brendan Gibbons (3-4, long 42 yards)
Career: Brendan Gibbons (33-44, long 52 yards)

Tackles

2013: Desmond Morgan (20; 11 solos, nine assists)
Career: Thomas Gordon (187; 109 solos, 78 assists)

Tackles for Loss

2013: Brennen Beyer (3.0 for 18 yards)
Career: Jake Ryan (27 for 124 yards)

Sacks

2013: Brennen Beyer (2.0 for 16 yards)
Cameron Gordon (2.0 for 11 yards)
Career: Jake Ryan (7.5 for 43 yards)

Interceptions

2013: Blake Countess (3 for 77 yards)
Career: Raymon Taylor (3 for 124 yards), Blake Countess (3 for 77 yards), Cam Gordon (3 for 35 yards) and Thomas Gordon (3 for 19 yards)

Pass Breakups

2012: Desmond Morgan and James Ross III (2)
Career: Courtney Avery (8)

RUSHING

Devin Gardner

Attempts: 13, vs. Notre Dame (Sept. 7, 2013)
Yards: 103, vs. Akron (Sept. 14, 2013)
TDs: 3, vs. Iowa (Nov. 17, 2012)
Long: 35, vs. Notre Dame (Sept. 7, 2013)

Thomas Rawls

Attempts: 16, at Minnesota (Nov. 3, 2012)
Yards: 90, vs. Illinois (Oct. 13, 2012)
TDs: 1, five times, last vs. Central Michigan (Aug. 31, 2013)
Long: 63, vs. Illinois (Oct. 13, 2012)

Fitzgerald Toussaint

Attempts: 29, vs. Nebraska (Nov. 19, 2011)
Yards: 192, at Illinois (Nov. 12, 2011)
TDs: 2, 6 times, last vs. Central Michigan (Aug. 31, 2013)
Long: 65, at Illinois (Nov. 12, 2011)

PASSING

Devin Gardner

Attempts: 36, vs. South Carolina (Jan. 1, 2013)
Completions: 21, vs. Notre Dame (Sept. 7, 2013)
Yards: 314, vs. Iowa (Nov. 17, 2012)
TDs: 3, last vs. Notre Dame (Sept. 7, 2013)
Long: 75, at Ohio State (Nov. 24, 2012)

Shane Morris

Attempts: 6, vs. Central Michigan (Aug. 31, 2013)
Completions: 4, vs. Central Michigan (Aug. 31, 2013)
Yards: 59, vs. Central Michigan (Aug. 31, 2013)
TDs: None
Long: 36, vs. Central Michigan (Aug. 31, 2013)

RECEIVING

Drew Dileo

Catches: 4, twice, last at Minnesota (Nov. 3, 2012)
Yards: 92, vs. Michigan State (Oct. 20, 2012)
TDs: 1, four times, last vs. Notre Dame (Sept. 7, 2013)
Long: 66, vs. Massachusetts (Sept. 15, 2012)

Jeremy Gallon

Catches: 9, vs. South Carolina (Jan. 1, 2013)
Yards: 184, vs. Notre Dame (Sept. 7, 2013)
TDs: 3, vs. Notre Dame (Sept. 7, 2013)
Long: 71, twice, last vs. Illinois (Oct. 13, 2012)

Devin Funchess

Catches: 4, vs. Air Force (Sept. 8, 2012)
Yards: 106, vs. Air Force (Sept. 8, 2012)
TDs: 1, six times, last vs. Akron (Sept. 14, 2013)
Long: 65, vs. Akron (Sept. 14, 2013)

Jeremy Jackson

Catches: 2, five times, last vs. Notre Dame (Sept. 7, 2013)
Yards: 31, at Ohio State (Nov. 27, 2010)
TDs: None
Long: 22, at Ohio State (Nov. 27, 2010)

Joe Reynolds

Catches: 3, vs. Iowa (Nov. 17, 2012)
Yards: 45, vs. Central Michigan (Aug. 31, 2013)
TDs: None
Long: 45, vs. Central Michigan (Aug. 31, 2013)

DEFENSE

Courtney Avery

Tackles: 7, vs. Wisconsin (Nov. 20, 2010)
Solos: 5, at Purdue (Nov. 13, 2010)
Asst: 4, vs. Wisconsin (Nov. 20, 2010)
TFLs: 1.0, twice, last vs. Air Force (Sept. 8, 2012)
Sacks: 0.5, vs. Purdue (Oct. 29, 2011)
Int.: 1, twice, last vs. Ohio State (Nov. 26, 2011)
FR: 1, three times, last at Minnesota (Nov. 3, 2012)
PBUs: 2, vs. Bowling Green (Sept. 25, 2010)

Brennen Beyer

Tackles: 4, twice, last at Nebraska (Oct. 27, 2012)
Solos: 3, vs. Michigan State (Oct. 20, 2012)
Asst: 3, at Ohio State (Nov. 24, 2012)
TFLs: 2.0, vs. Central Michigan (Aug. 31, 2013)
Sacks: 1, twice, last vs. Notre Dame (Sept. 7, 2013)
Int.: None
FR: None
PBUs: None

Jibreel Black

Tackles: 4, vs. Eastern Washington (Sept. 17, 2011)
Solos: 3, two times, last vs. Eastern Michigan (Sept. 17, 2011)
Asst: 2, two times, last vs. Western Michigan (Sept. 3, 2011)
TFLs: 2, vs. Massachusetts (Sept. 15, 2012)
Sacks: 1, three times, last at Ohio State (Nov. 24, 2012)
Int.: None
FR: None
PBUs: None

Joe Bolden

Tackles: 10, vs. Air Force (Sept. 8, 2012)
Solos: 5, vs. Iowa (Nov. 17, 2012)
Asst: 6, vs. Air Force (Nov. 17, 2012)
TFLs: 2.0, vs. Iowa (Nov. 17, 2012)
Sacks: 1.0, vs. Massachusetts (Sept. 15, 2012)
Int.: None
FR: 1, vs. Northwestern (Nov. 10, 2012)
PBUs: None

Frank Clark

Tackles: 5, vs. Virginia Tech (Jan. 3, 2012)
Solos: 3, at Minnesota (Nov. 3, 2012)
Asst: 4, twice, vs. Virginia Tech (Jan. 3, 2012)
TFLs: 2, three times, last at Ohio State (Nov. 24, 2012)
Sacks: 1, two times, last at Ohio State (Nov. 24, 2012)
Int.: 1, vs. Virginia Tech (Jan. 3, 2012)
FR: 1, at Ohio State (Nov. 24, 2012)
PBUs: 2, vs. Massachusetts (Sept. 15, 2012)

Blake Countess

Tackles: 8, vs. Virginia Tech (Jan. 3, 2012)
Solos: 6, vs. Virginia Tech (Jan. 3, 2012)
Asst: 3, four times, last vs. Akron (Sept. 14, 2013)
TFLs: 1, vs. Purdue (Oct. 29, 2011)
Sacks: None
Int.: 2, vs. Notre Dame (Sept. 7, 2011)
FR: 1, at Ohio State (Nov. 24, 2012)
PBUs: 2, vs. Minnesota (Oct. 1, 2011)

Cam Gordon

Tackles: 15, at Indiana (Oct. 2, 2010)
Solos: 12, at Indiana (Oct. 2, 2010)
Asst: 5, twice, last vs. Illinois (Nov. 6, 2010)
TFLs: 2.5, vs. Central Michigan (Aug. 31, 2013)
Sacks: 2, vs. Central Michigan (Aug. 31, 2013)
Int.: 1, twice, last at Indiana (Oct. 2, 2010)
FR: 2, at Purdue (Nov. 13, 2010)
PBUs: 1, seven times, last vs. Central Michigan (Aug. 31, 2013)

Thomas Gordon

Tackles: 11, vs. Northwestern (Nov. 10, 2012)
Solos: 8, vs. Northwestern (Nov. 10, 2012)
Asst: 6, twice, last vs. Akron (Sept. 14, 2013)
TFLs: 2, at Notre Dame (Sept. 11, 2010)
Sacks: 1, three, last at Ohio State (Nov. 24, 2012)
Int.: 1, three times, last at Purdue (Oct. 6, 2012)
FR: 1, 4 times, last at Illinois (Nov. 12, 2011)
PBUs: 1, three times, last vs. Michigan State (Oct. 20, 2012)

Desmond Morgan

Tackles: 11, twice, last at Ohio State (Nov. 24, 2012)
Solos: 7, vs. Northwestern (Nov. 10, 2012)
Asst: 8, vs. Alabama (Sept. 1, 2012)
TFLs: 2.0, twice, last vs. Akron (Sept. 14, 2013)
Sacks: 1, vs. Ohio State (Nov. 26, 2011)
Int.: None
FR: 1, at Michigan State (Oct. 15, 2011)
PBUs: 1, twice, last vs. Akron (Sept. 14, 2013)

Mario Ojemudia

Tackles: 4, three times, last vs. Akron (Sept. 14, 2013)
 Solos: 4, vs. Akron (Sept. 14, 2013)
 Asst: 2, twice, last vs. Notre Dame (Sept. 7, 2013)
 TFLs: 1.0, three times, last vs. Central Michigan (Aug. 31, 2013)
 Sacks: 1, twice, last vs. Central Michigan (Aug. 31, 2013)
 Int: 1, at Nebraska (Oct. 27, 2012)
 FR: 1, vs. Illinois (Oct. 13, 2012)
 PBUs: None

James Ross III

Tackles: 12, vs. Iowa (Nov. 17, 2012)
 Solos: 9, vs. Iowa (Nov. 17, 2012)
 Asst: 4, twice, last vs. Akron (Sept. 14, 2013)
 TFLs: 1, three times, last vs. Akron (Sept. 14, 2013)
 Sacks: 0.5, vs. Alabama (Sept. 12, 2012)
 Int.: None
 FR: None
 PBUs: 1, twice, last vs. Akron (Sept. 14, 2013)

Jake Ryan

Tackles: 11, twice, last vs. Illinois (Oct. 13, 2012)
 Solos: 8, vs. Michigan State (Oct. 20, 2012)
 Asst: 4, four times, last at Minnesota (Nov. 3, 2012)
 TFLs: 4, vs. Virginia Tech (Jan. 3, 2012)
 Sacks: 1.5, vs. Illinois (Oct. 13, 2012)
 Int.: None
 FR: 2, vs. San Diego State (Sept. 24, 2011)
 PBUs: 1, vs. Notre Dame (Sept. 22, 2012)

Raymon Taylor

Tackles: 11, vs. Notre Dame (Sept. 7, 2013)
 Solos: 9, vs. Notre Dame (Sept. 7, 2013)
 Asst: 4, vs. Alabama (Sept. 1, 2012)
 TFLs: 1, vs. Notre Dame (Sept. 7, 2013)
 Sacks: None
 Int.: 1, three times, last vs. Central Michigan (Aug. 31, 2013)
 FR: 1, vs. Alabama (Sept. 1, 2012)
 PBUs: 1, vs. Illinois (Oct. 13, 2012)

Quinton Washington

Tackles: 5, three times, last at Ohio State (Nov. 24, 2012)
 Solos: 4, vs. Illinois (Oct. 13, 2012)
 Asst: 4, at Ohio State (Nov. 24, 2012)
 TFLs: 1, two times, last vs. South Carolina (Jan. 1, 2013)
 Sacks: 1, vs. South Carolina (Jan. 1, 2013)
 Int: None
 FR: None
 PBUs: None

PUNT RETURNS

Drew Dileo

Returns: 1, four times, last vs. South Carolina (Jan. 1, 2013)
 Yards: 15, vs. Bowling Green (Sept. 25, 2010)
 TDs: None
 Long: 15, vs. Bowling Green (Sept. 25, 2010)

Jeremy Gallon

Returns: 4, twice, last vs. Nebraska (Nov. 19, 2011)
 Yards: 62, at Illinois (Nov. 12, 2011)
 TDs: None
 Long: 32, at Illinois (Nov. 12, 2011)

Dennis Norfleet

Returns: 1, twice, last vs. Illinois (Oct. 13, 2012)
 Yards: 42, vs. Illinois (Oct. 13, 2012)
 TDs: None
 Long: 42, vs. Illinois (Oct. 13, 2012)

KICK RETURNS

Drew Dileo

Returns: 6, at Ohio State (Nov. 27, 2010)
 Yards: 118, at Ohio State (Nov. 27, 2010)
 TDs: None
 Long: 34, vs. Wisconsin (Nov. 20, 2010)

Jeremy Gallon

Returns: 7, vs. Illinois (Nov. 6, 2010)
 Yards: 139, vs. Illinois (Nov. 6, 2010)
 TDs: None
 Long: 47, at Penn State (Oct. 30, 2010)

Dennis Norfleet

Returns: 8, vs. Alabama (Sept. 1, 2012)
 Yards: 177, vs. Alabama (Sept. 1, 2012)
 TDs: None
 Long: 39 vs. Central Michigan (Aug. 31, 2013)

KICKING

Brendan Gibbons

Points: 16, vs. Minnesota (Oct. 1, 2011)
 FG Att.: 4, at Purdue (Oct. 6, 2012)
 FG Made: 3, five times, last at Nebraska (Oct. 27, 2012)
 PATs: 8, twice, last vs. Central Michigan (Aug. 31, 2013)
 Long FG: 52, at Nebraska (Oct. 27, 2012)

Will Hagerup

Punts: 9, at Notre Dame (Sept. 11, 2010)
 Yards: 353, vs. Alabama (Sept. 1, 2012)
 Average: 51.0, vs. Connecticut (Sept. 4, 2010)
 50+: 4, vs. Alabama (Sept. 1, 2012)
 I-20: 3, at Michigan State, Oct. 15, 2011)
 Long: 72, at Purdue (Nov. 13, 2010)

Matt Wile

Punts: 5, vs. Notre Dame (Sept. 10, 2011)
 Yards: 196, vs. San Diego State (Sept. 24, 2011)
 Average: 49.0, vs. San Diego State (Sept. 24, 2011)
 50+: 2, vs. South Carolina (Jan. 1, 2013)
 I-20: 3, vs. Illinois (Oct. 13, 2012)
 Long: 56, vs. South Carolina (Jan. 1, 2013)

2013 BIG TEN FOOTBALL STANDINGS

LEGENDS DIVISION

TEAM	BIG TEN	OVERALL
Northwestern	0-0	3-0
Michigan	0-0	3-0
Minnesota	0-0	3-0
Michigan State	0-0	3-0
Nebraska	0-0	2-1
Iowa	0-0	2-1

LEADERS DIVISION

TEAM	BIG TEN	OVERALL
Ohio State	0-0	3-0
Indiana	0-0	2-1
Wisconsin	0-0	2-1
Illinois	0-0	2-1
Penn State	0-0	2-1
Purdue	0-0	1-2

MICHIGAN STADIUM



Top 5 College Football Stadiums

School	Stadium	Capacity
Michigan	Michigan	109,901
Penn State	Beaver	106,572
Tennessee	Neyland	102,455
Ohio State	Ohio	102,329
Alabama	Bryant-Denny	101,821

Game	Year	Attendance
Notre Dame	2013	115,109*
Notre Dame	2011	114,804
Ohio State	2011	114,132
Nebraska	2011	113,718
Connecticut	2010	113,090
Michigan State	2010	113,065
Iowa	2010	112,784
Central Michigan	2013	112,618
Air Force	2012	112,522
Wisconsin	2010	112,276

* NCAA single-game record.

The football program is in its 87th season in the "Big House" in 2013, with a 400-120-15 all-time record at Michigan Stadium. The largest college football stadium in the country, it was completed in 1927 at a cost of \$950,000, initially seating 72,000 fans. Michigan won the first game played at Michigan Stadium, defeating Ohio Wesleyan, 33-0, on Oct. 1, 1927. The stadium was officially dedicated on Oct. 22, 1927, with a 21-0 shutout over Ohio State.

Since that inaugural season, the capacity of Michigan Stadium has increased nine times to its present 109,901. The Wolverines have led the nation in attendance 38 times in the past 39 years, and reestablished the NCAA single-game attendance record at 115,109 fans against Notre Dame in the second night game ever in Michigan Stadium in 2013. The previous mark was 114,804 fans against Notre Dame during the first-ever night game at Michigan Stadium in 2011.

Michigan has drawn crowds of 100,000-plus for 247 consecutive games. On football Saturdays in Ann Arbor, Michigan Stadium ranks as the fourth-largest "city" in the state of Michigan.

The Wolverines drew 659,406 fans for their six-game home schedule in 2012. The six-game average of 112,252 broke Michigan's NCAA record of 112,179 fans per contest set during the 2011 season.

Michigan Stadium was the first college-owned football facility with a video scoreboard above both end zones. It was also the first stadium to use electronic scoreboards for official time when, in 1930, two were installed.

CAPACITY: 109,901 -- the largest college-owned structures of its kind designed solely for football -- closer to the playing field with no running track -- no posts or other obstructions.

COMPLETION: 1927 --- at a cost in excess of \$950,000 to seat 72,000 spectators. Capacity raised to 84,401 by addition of temporary wooden bleachers until 1949 when permanent steel stands replaced the wooden bleachers, increasing the capacity to 97,239. Seating capacity then raised to 101,001 in 1956, 101,701 in 1973, 102,501 in 1992 and 107,501 in 1998.

FIRST GAME: October 1, 1927 -- Michigan led by Captain Bennie Oosterbaan, defeated Ohio Wesleyan, 33-0. LaVerne (Kip) Taylor, Michigan end, scored first in the stadium on a 28-yard pass from halfback Louis Gilbert.

DEDICATION GAME: October 22, 1927 -- Michigan defeated Ohio State, 21-0.

REDEDICATION GAME: September 4, 2010 -- Michigan defeated Connecticut, 30-10.

ATTENDANCE: Since 1927 -- 45,510,731 fans have watched the Wolverines play 536 games. Since expansion of the "Big House" in 1998, and the rededication in 2010, the single-game attendance record is 115,109 set against Notre Dame on Sept. 7, 2013. The NCAA season record of 897,431 was set in 2011.

FIELD: 360 x 160 feet -- Installed new FieldTurf in 2010. The original FieldTurf surface was installed in 2003, returning Michigan to an artificial surface for the first time since the 1990 season. Installed Prescription Athletic Turf in 1991, giving Michigan its first natural grass field since 1968. Field was also lowered 3-1/2 feet allowing better sightlines for those seated in the lower rows.

Michigan Stadium Milestone Games

No.	Date	Opponent	Result	Score
1	Oct. 1, 1927	Ohio Wesleyan	W	33-0
50	Nov. 2, 1935	Pennsylvania	W	16-6
100	Sept. 15, 1945	Great Lakes	W	27-2
200	Oct. 14, 1961	Michigan State	L	0-28
250	Oct. 11, 1969	Purdue	W	31-20
300	Sept. 24, 1977	Navy	W	14-7
400	Sept. 11, 1993	Notre Dame	L	23-27
500	Sept. 27, 2008	Wisconsin	W	27-25

Michigan Stadium Milestone Wins

No.	Date	Opponent	Score
1	Oct. 1, 1927	Ohio Wesleyan	33-0
50	Sept. 27, 1941	Michigan State	19-7
100	Oct. 11, 1952	Indiana	28-13
200	Oct. 18, 1975	Northwestern	69-0
250	Oct. 27, 1984	Illinois	26-18
300	Aug. 26, 1995	Virginia	18-17
350	Oct. 25, 2003	Purdue	31-3
400	Sept. 7, 2013	Notre Dame	41-30

University of Michigan Home Stadiums

Stadium	Years	Games	Win	Loss	Tie	Capacity (Yr)
Ann Arbor Sites.....	1883-1892	18	17	1	0	
Regents Field.....	1893-1905	92	87	2	3	400 (1893) 800 (1896)
Ferry Field.....	1906-1926	104	88	14	2	18,000 (1906) 25,000 (1914) 40,000 (1921) 46,000 (1926)
Michigan Stadium.....	1927-2012	536	401	120	15	72,000 (1927) 84,401 (1927) 85,753 (1928) 97,239 (1949) 101,001 (1956) 101,701 (1973) 102,501 (1992) 107,501 (1998) 106,201 (2008) 109,901 (2010)
Total Ann Arbor Record		750	593	137	20	
In Detroit	1879-1901	18	12	5	1	
Total Home Record		768	605	142	21	

100,000-Plus Crowds at Michigan Stadium

The football program has played 247 consecutive home games in front of crowds in excess of 100,000. The last time Michigan did not have 100,000 in attendance in Michigan Stadium was on Oct. 25, 1975 vs. Indiana. A crowd of 93,857 was on hand for the 55-7 Michigan victory.

Since then, Michigan has set numerous NCAA attendance marks and the Wolverines have led the nation for 38 of the past 39 seasons in attendance.

GAME 1:
Michigan vs. Central Michigan
Michigan Stadium
August 31, 2013
112,618

1st ...2nd ... 3rd 4th ...FINAL

Central Michigan .330 3 9
 Michigan..... 14 21 21 359

ANN ARBOR, Mich. -- Senior/junior quarterback Devin Gardner accounted for 214 total yards (162 passing, 52 rushing) and three touchdowns in leading the University of Michigan football team (No. 17 AP/No. 17/USA Today) to a resounding 59-9 victory over Central Michigan on Saturday (Aug. 31) at Michigan Stadium. The Wolverines amassed 242 yards rushing and outgained the Chippewas, 463-210, in the season-opening rout.

Three Wolverine players had at least 50 yards rushing and four players had at least 40 yards receiving. Gardner and fifth-year senior running back Fitzgerald Toussaint each had two rushing touchdowns, while junior Thomas Rawls and freshman Derrick Green had one apiece. Fifth-year senior wide receiver Jeremy Gallon was the team's leading receiver, hauling in four passes for 47 yards and one touchdown.

Junior linebacker Desmond Morgan led the defense with seven tackles. Fifth-year senior linebacker Cameron Gordon collected two sacks. The Michigan defense allowed only 12 first downs and forced three turnovers (two fumbles, one interception).

Michigan got on the board first by way of special teams. As the Chippewas punted away their first possession of the game, freshman defensive back Dymonte Thomas burst through the line to block it. The ball was scooped up by fifth-year senior wide receiver Joe Reynolds and returned 29 yards for a touchdown to give U-M an early 7-0 lead.

The Wolverines forced Central Michigan to punt on their second possession but started deep in their own territory. On the second play from scrimmage, Gardner attempted to hit senior wide receiver Drew Dileo on a short out-route but was instead intercepted. In the shadow of their own goal line, the Wolverines held on the first three plays, forcing Central Michigan into a fourth-and-goal from the one-yard line. A delay of game penalty pushed the Chippewas back five yards, forcing them to settle for a 23-yard field goal that cut the score to 7-3 with 9:39 to play in the first quarter.

Gardner made plays with his legs on Michigan's next drive that led to a touchdown. On third-and-four near midfield, he was chased out of the pocket right but found Dileo open over the middle of the field for a 36-yard completion. On the next play, Gardner ran again, using down-field blocks to score on a 22-yard run to put U-M up 14-3 with 7:26 to play in the first quarter.

After another Central Michigan punt, the Wolverines scored again, set up by a 38-yard reverse from sophomore wide receiver Dennis Norfleet. Gardner was 4-for-5 for 40 yards on the drive, which was capped with a one-yard

touchdown run by Toussaint, making the score 21-3 in the early moments of the second quarter.

Central Michigan converted Gardner's second interception into three points to make the score 21-6. He responded on the team's next possession, however, engineering an 11-play, 76-yard drive that ended in a 16-yard touchdown pass to Gallon to make the score 28-6 with 2:04 to play in the first half.

The Wolverines tacked on another TD before halftime, as junior defensive back Raymon Taylor intercepted Central Michigan quarterback Alex Niznak and returned it 51 yards to set up the score. With 28 seconds left, Gardner scampered four yards for a touchdown, and the Wolverines led 35-6 heading into the locker room at halftime.

Michigan continued to score in the second half, as Toussaint ran it in from one yard out for his second score of the game to increase the lead to 42-6. The drive was set up off a 45-yard pass from Gardner to Reynolds that went down to the one-yard line. On the next offensive possession, Green and fellow true freshman De'Veon Smith combined for 55 yards on 10 carries, including a one-yard touchdown run by Green, making the score 49-6 with 4:55 left to play in the third quarter.

Freshman quarterback Shane Morris made his collegiate debut near the end of the third quarter, taking Michigan down the field for another touchdown. Rawls finished the drive with a five-yard touchdown run to increase the lead to 56-6 with one second left in the third quarter.

The teams traded field goals to start the fourth quarter. The Chippewas converted on a 33-yard attempt to make the score 56-9. On the next drive, Morris threw an interception, but the Michigan defense got it right back on a fumble recovery. Freshman defensive back Channing Stribling forced it, and junior defensive back Delonte Hollowell recovered, leading to a 30-yard field goal by fifth-year senior Brendan Gibbons, putting the score at 59-9 with 6:59 to play in the game.



SCORING SUMMARY

First Quarter

MICH: REYNOLDS, J. 30 yd blocked punt return (GIBBONS, B. kick)
 CMU: GOLUZZI, R. 23 yd field goal
 MICH: GARDNER, D. 22 yd run (GIBBONS, B. kick)

Second Quarter

MICH: TOUSSAINT, F. 1 yd run (GIBBONS, B. kick)
 CMU: COLUZZI, R. 27 yd field goal
 MICH: GALLON, J. 16 yd reception (GIBBONS, B. kick)
 MICH: GARDNER, D. 4 yd run (GIBBONS, B. kick)

Third Quarter

MICH: TOUSSAINT, F. 2 yd run (GIBBONS, B. kick)
 MICH: GREEN, D. 1 yd run (GIBBONS, B. kick)
 MICH: RAWLS, T. 5 yd run (GIBBONS, B. kick)

Fourth Quarter

CMU: COLUZZI, R. 33 yd field goal
 MICH: GIBBONS, B. 30 yd field goal

TEAM STATISTICS

Category	U-M	CMU
FIRST DOWNS	22	12
RUSHES-YARDS (NET)	47-242	29-66
PASSING YDS (NET)	221	144
Passes Att-Comp-Int	14-21-3	13-28-1
TOTAL OFFENSE	463	210
Fumble Returns-Yards	0-0	0-0
Punt Returns-Yards	4-40	0-0
Kickoff Returns-Yards	4-106	5-108
Interceptions-Yards	1-54	3-43
Punts (Number-Avg)	1-51.0	7-39.6
Fumbles-Lost	1-0	2-1
Penalties-Yards	7-55	8-74
Possession Time	34:16	25:44
Third-Down Conv.	10-of-15	4-of-14
Fourth-Down Conv.	2-of-2	0-of-0
Red-Zone	7-of-7	3-of-3

INDIVIDUAL STATISTICS

RUSHING: CMU - LAVALLI, S. 10-52; GARLAND, A. 4-16; TIPTON, Z. 4-10. **MICH** - GREEN, D. 11-58; TOUSSAINT, F. 14-57; GARDNER, D. 7-52; NORFLEET, D. 1-38; SMITH, D. 7-12; RAWLS, T. 3-12; JOHNSON, D. 2-9; HAYES, J. 1-7.

PASSING: CMU - NIZNAK, A. 11-21-1-131; KATER, C. 2-6-0-13. **MICH** - GARDNER, D. 10-15-2-162; 4-6-1-59.

RECEIVING: CMU - FLORY, A. 4-79; DAVIS, T. 2-28; BUTLER, D. 2-8; WILLIAMS, C. 1-17; WALKER, M. 1-8; CHAPMAN, W. 1-7; MCCORD, B. 1-1. **MICH** - GALLON, J. 4-47; FUNCHESS, D. 2-47; DILEO, D. 2-43; NORFLEET, D. 2-15; REYNOLDS, J. 1-45; JACKSON, J. 1-17; BUTT, J. 1-8.



GAME 2:
Michigan vs. Notre Dame
 Michigan Stadium
 September 7, 2013
 115,109

	1st	2nd	3rd	4th	FINAL
Notre Dame	7	6	7	10	30
Michigan	10	17	7	7	41

ANN ARBOR, Mich. -- Senior/junior quarterback Devin Gardner accounted for 376 yards of total offense and five touchdowns, while fifth-year senior wide receiver Jeremy Gallon set career highs in both receiving yards (184) and touchdowns (three) to guide the No. 17-ranked University of Michigan football team to a 41-30 victory over No. 14 Notre Dame on Saturday (Sept. 7) in the second-ever night game at Michigan Stadium. The win is the program's 400th at the Big House.

Right before kickoff, Gardner was awarded the No. 98 jersey, the number designated to newly minted Michigan Football Legend Tom Harmon. The U-M quarterback is the first player to wear that number since Harmon in 1940, a span of 73 years. Officially, Gardner went 21-of-33 for 294 yards and four touchdowns through the air, adding 13 rushes for 82 yards and one touchdown. Michigan fifth-year senior running back Fitzgerald Toussaint carried the ball 22 times for 71 yards.

Shining under the lights defensively, junior cornerback Raymon Taylor led the team with 11 tackles, while junior/sophomore cornerback Blake Countess had six tackles and two interceptions.

With Michigan clinging to a four-point lead late in the fourth quarter, Gardner orchestrated a 10-play, 75-yard drive that ended with a four-yard touchdown pass to senior wide receiver Drew Dileo, putting the Wolverines back ahead by two scores at 41-30 with 4:18 to play. The drive was kept alive by two defensive pass interference calls against the Notre Dame secondary, both of which came on third downs.

After a penalty on the ensuing kickoff allowed Notre Dame to start at the 35-yard line, the Fighting Irish marched all the way to the Michigan six-yard line with less than two minutes to play. Notre Dame quarterback Tommy Rees fired a pass into the end zone that was initially deflected by Taylor. The ball hung in the air until Countess pulled it down for the interception.

The Michigan defense was stout on the opening drive of the game, forcing Notre Dame into a three-and-out. The Wolverines took over on their own 32-yard line and marched 41 yards in 10 plays, getting points on a successful 44-yard field goal attempt by fifth-year senior Brendan Gibbons -- his 15th consecutive made field goal, a new school record.

Michigan took possession after the defense forced another three-and-out. Back-to-back runs from Toussaint netted 16 total yards on the drive's first two plays. On the third, Gardner found Gallon wide open, and as Fighting Irish defenders converged to make the tackle, the Wolverines wideout slipped

away and ran straight to the end zone to complete a 61-yard touchdown reception with 5:35 left in the first quarter. Gibbons tacked on the extra point to make it 10-0 early.

However, Notre Dame tied up the score. First, on a third-and-goal from four-yard line, Rees found TJ Jones in the back of the end zone after it went through the hands of George Atkinson III, the intended receiver. On the second possession, kicker Kyle Brindza tacked on a 44-yard field goal with 14:05 left in the first half.

Gardner then engineered a 12-play, 75-yard drive to put the Maize and Blue back up a touchdown. On a third-and-goal from the 14-yard line, Gardner threw into the end zone, but pass interference was called on Notre Dame, giving Michigan an automatic first down at the two-yard line. On the next play, Gardner kept it on the option, running it in to put the score at 17-10 after the extra point.

The two teams traded field goals on each of their next possessions. Brindza initially cut the lead to 17-13 after a successful 24-yard field goal attempt, but Gibbons matched it, connecting from 38 yards out.

On the ensuing Notre Dame drive, Rees was flushed out of the pocket left on second down and threw an interception to Countess, who returned it 30 yards all the way to the Notre Dame 23-yard line, setting the Michigan offense up with its best starting field position of the day. Four plays later, Gardner found Gallon in the front of the end zone on a comeback route for the 12-yard touchdown, increasing the advantage to 24-10 heading into halftime.

Michigan punted on its first possession to start the third quarter, before Rees took the Fighting Irish down the field in a 12-play, 90-yard drive, finishing with a 20-yard touchdown pass to Troy Niklas, bringing the score to 27-20.

The Wolverines got it back on the next drive, however, with the Gardner-to-Gallon combo playing a big part once again. After Gardner scrambled for a first down on a third-and-eight, he hooked up with Gallon for a 41-yard gain over the middle to set Michigan up at the Notre Dame 25-yard line. Three plays later, the duo connected again, this time for a 13-yard touchdown to put the score back at two touchdowns (34-20) with 1:54 left in the third quarter.

The Fighting Irish drove down the field on the next possession, but the Michigan defense turned them away, stopping a fourth-and-four from the Michigan 17-yard line. Soon after, Gardner was chased into his own end zone and threw up a pass attempt that was intercepted by Fighting Irish defensive end Stephon Tuitt for a touchdown. After Michigan challenged the ruling, the call was confirmed, putting the score at 34-27 with 12:06 to play in the game.

With 9:15 to play, Brindza added another field goal, this time from 40 yards, cutting the lead to four at 34-30.

SCORING SUMMARY

First Quarter
 MICH: GIBBONS, B. 44 yd field goal
 MICH: GALLON, J. 61 yd reception (GIBBONS, B. kick)
 ND: JONES, T. 4 yd reception (BRINDZA kick)

Second Quarter
 ND: BRINDZA 44 yd field goal
 MICH: GARDNER, D. 2 yd run
 ND: BRINDZA 24 yd field goal
 MICH: GIBBONS, B. 38 yd field goal
 MICH: GALLON, J. 12 yd reception (GIBBONS, B. kick)

Third Quarter
 ND: NIKLAS 20 yd reception ((BRINDZA kick)
 MICH: GALLON, J. 13 yd reception (GIBBONS, B. kick)

Fourth Quarter
 ND: TUITT 0 yd interception return (BRINDZA kick)
 ND: BRINDZA 40 yd field goal
 MICH: DILEO, D. 4 yd reception (GIBBONS, B. kick)

TEAM STATISTICS

Category	U-M	ND
FIRST DOWNS	25	23
RUSHES-YARDS (NET)	39-166	19-96
PASSING YDS (NET)	294	312
Passes Att-Comp-Int	21-33-1	29-53-2
TOTAL OFFENSE	460	410
Fumble Returns-Yards	0-0	0-0
Punt Returns-Yards	1-0	1-18
Kickoff Returns-Yard	8-484	7-449
Interceptions-Yards	2-30	1-0
Punts (Number-Avg)	3-31.3	2-40.0
Fumbles-Lost	1-0	0-0
Penalties-Yards	6-50	4-33
Possession Time	34:04	25:56
Third-Down Conv.	6-of-12	8-of-15
Fourth-Down Conv.	0-of-0	0-of-2
Red-Zone	4-of-4	3-of-5

INDIVIDUAL STATISTICS

RUSHING: ND - CARLISLE 12-64; ATKINSON, G. 5-37; MCDANIEL 1-4. **MICH** - GARDNER, D. 13-82; TOUSSAINT, F. 22-71; GALLON, J. 1-14; NOR-FLEET, D. 1-1.

PASSING: ND - REES 29-51-2; TEAM 0-1-0. **MICH** - GARDNER, D. 21-33-1.

RECEIVING: ND - JONES 9-94; NIKLAS 6-76; DANIELS 6-63; BROWN, 3-28; CARLISLE 2-9; ATKINSON 1-16; PROSISE 1-16; ROBINSON 1-12. **MICH** - GALLON, J. 8-184; FUNCHESS, D. 3-19; DILEO, D. 3-18; BUTT, J. 2-17; JACKSON, J. - 2-13; TOUSSAINT, F. 1-31; REYNOLDS, J. 1-10; NOR-FLEET, D. 1-2.



GAME 3:
Michigan vs. Akron
Michigan Stadium
September 14, 2013
107,120

	1st ...	2nd ...	3rd ...	4th ...	FINAL
Akron	3	0	7	14	24
Michigan.....	7	0	14	7	28

ANN ARBOR, Mich. -- The No. 11-ranked University of Michigan football team used a goal-line stand as time expired to hang on for a 28-24 win over Akron on Saturday, Sept. 14, in front of 107,120 at Michigan Stadium.

Senior/junior quarterback Devin Gardner went 16-for-30 with 248 yards and two touchdowns passing and accounted for 103 yards rushing with one touchdown. Fifth-year senior running back Fitzgerald Toussaint rushed for 71 yards and one touchdown, with fifth-year senior wide receiver Jeremy Gallon catching six passes for 66 yards and sophomore tight end Devin Funchess grabbing two passes for 65 yards and a touchdown.

On the defensive side of the ball, sophomore linebacker James Ross III led the way with 10 tackles, including one for a loss. Meanwhile, sophomore safety Jarrod Wilson and sophomore defensive back Blake Countess each recorded an interception.

Michigan wasted no time getting on the board, scoring on its sixth play of the day when Gardner found Funchess for a 48-yard touchdown with 10:29 remaining in the first quarter for a 7-0 lead.

Akron came up empty on its next offensive series but forced the Maize and Blue into a short punt of 21 yards on its next possession to start at U-M's 31-yard line. With the short field, the Zips cut the Wolverine lead to four, 7-3, on a 45-yard field goal from Robert Stein with 2:59 showing on the clock in the first quarter.

Following the exchange of scores, neither team put another point on the board for the rest of the half. Michigan turned the ball over three times and missed on a 45-yard field goal, with Akron turning the ball over once and missing on 45- and 55-yard field goals to give U-M a 7-3 lead at the break.

Starting at its own 27-yard line to start the second half, Michigan went three-and-out. After the 54-yard punt, Akron began its first possession of the second half at its own 25-yard line. The Zips orchestrated a 10-play drive, culminating in a Kyle Pohl 28-yard touchdown pass to Zach D'Orazio. Following the successful PAT from Robert Stein, Akron took a 10-7 lead with 9:56 to go in the third.

After having his first run of the drive called back for a holding penalty, Toussaint ripped off a 24-yard run from U-M's 36-yard line to jumpstart Michigan's second offensive series of the half. Following Toussaint's four-yard rush on the next play, Gardner scampered 36 yards for Michigan's second touchdown of the afternoon. With the good PAT from fifth-year senior Brendan Gibbons (West Palm Beach, Fla./Cardinal Newman), Michigan regained the lead, 14-10, with 8:13 remaining in the third.

The Wolverines forced an Akron punt on the ensuing possession, taking over at its own 15-yard line with 7:14 to go in the quarter. After Gardner fumbled and recovered on the first play of the drive for a loss of six yards, he took off for a 35-yard gain on the next play to advance to the 46-yard line. Five plays later, Gardner found sophomore/freshman wide receiver Jehu Chesson (St. Louis, Mo./Ladue Horton Watkins) for a 33-yard touchdown to increase Michigan's lead to 21-10 with 3:23 left in the third. Chesson's first career catch and TD.

Akron responded with its third interception of Gardner on the day to start the fourth quarter, with Justin March picking off Gardner and returning it 27 yards to the end zone just 14 seconds into the quarter. After converting the point after, Akron trimmed the Michigan lead to four points, 21-17.

With the Zips threatening to score on Michigan's two-yard line, Wilson picked off Pohl's pass in the end zone. U-M came up empty on its next possession, with Akron taking over at its 33-yard line. The Zips strung together an 11-play, 67-yard scoring drive to take a 24-21 lead with 4:10 remaining. After having a 40-yard pass originally ruled a touchdown overturned, Akron cashed in on third down from the one-yard line for the three-point advantage.

After his first pass of the drive was batted down on the next Michigan possession, Gardner took off on a 35-yard run to enter Akron territory. The Wolverines then took advantage of pass interference by Akron in the end zone, moving to the two-yard line. Toussaint then punched it in on first down, putting Michigan on top, 28-24, with 2:49 remaining.

Akron marched down the field on its final possession of the game, using three big plays to reach the Michigan one-yard line with 15 seconds left. Passes of 24 and 21 yards coupled with a rush of 19 yards set the Zips up a yard away from the end zone. A pitch to the right was unsuccessful on first down, leaving Akron with three yards and five seconds to score. Junior linebacker Brennen Beyer broke through the line untouched to rush Pohl, whose pass fell incomplete in the end zone as time expired.

SCORING SUMMARY

First Quarter
 MICH: FUNCHESS, D. 48-yd reception (GIBBONS, B. kick)
 AKRON: STEIN, R. 45-yd field goal

Third Quarter
 AKRON: D'ORAZIO, Z. 28-yd reception (STEIN, R. kick)
 MICH: GARDNER, D. 36-yd run (GIBBONS, B. kick)
 MICH: CHESSON, J. 33-yd receptions (GIBBONS, B. kick)

Fourth Quarter
 AKRON: MARCH, J. 27-yd INT return (STEIN, R. kick)
 AKRON: GOODMAN, T. 1-yd receptions (STEIN, R. kick)
 MICH: TOUSSAINT, F. 2-yd run (GIBBONS, B. kick)

TEAM STATISTICS

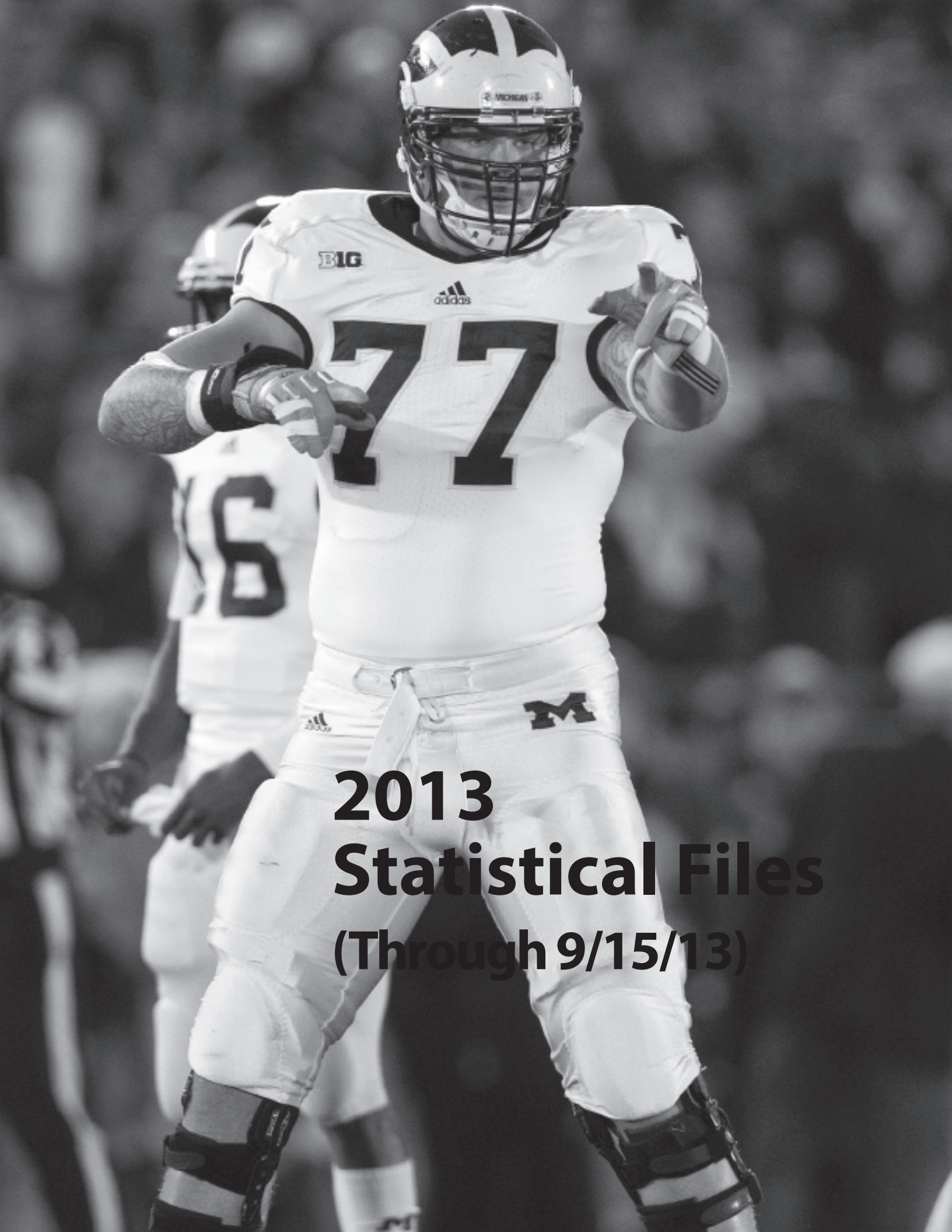
Category	U-M	Akron
FIRST DOWNS	19	21
RUSHES-YARDS (NET)	177	107
PASSING YDS (NET)	248	311
Passes Att-Comp-Int	16-30-3	25-49-2
TOTAL OFFENSE	425	418
Fumble Returns-Yards	0-0	0-0
Punt Returns-Yards	1-9	2-9
Kickoff Returns-Yard	4-64	3-61
Interceptions-Yards	2-47	3-53
Punts (Number-Avg)	4-33.0	5-44.4
Fumbles-Lost	2-1	0-0
Penalties-Yards	5-45	5-38
Possession Time	26:44	33:16
Third-Down Conv.	3-of-10	9-of-18
Fourth-Down Conv.	0-of-0	0-of-1
Red-Zone	1-of-3	1-of-3

INDIVIDUAL STATISTICS

RUSHING: AKRON - CHISHOLM, J. 15-58; HUNDLEY, C. 9-38; POHL, K 3-11, BRODERICK, A. 1-3; JONES, D.J. 1-2. MICH: GARDNER, D. 10-103; TOUSSAINT, F. 19-71; GREEN, D. 1-3; CHESSON, J. 1-2.

PASSING: AKRON - POHL, K. 25-49-2. MICH: GARDNER, D. 16-30-3.

RECEIVING: AKRON: D'ORAZIO, Z. 6-97; SMITH, L.T. 5-125; PRATT, A. 3-24; CHISOHLM, J. 3-16; GOODMAN, T. 3-16; FRIESON, D. 2-1; DILLARD, J. 1-24; TRAYLOR-BENN, M. 1-5; HUNDLEY, C. 1-3. MICH: GALLON, J. 6-66; FUNCHESS, D. 2-65; BUTT, J. 2-27; NORFLEET, D. 2-20; CHESSON, J. 1-33; TOUSSAINT, F. 1-27; HOUMA, S. 1-9; REYNOLDS, J. 1-1.



**2013
Statistical Files
(Through 9/15/13)**

2013 Michigan Football
Michigan Game Results (as of Sep 14, 2013)
All games

Date	Opponent		Score	Overall	Conference	Time	Attend
Aug 31, 2013	CENTRAL MICHIGAN	W	59-9	1-0	0-0	3:10	112618
Sep 07, 2013	NOTRE DAME	W	41-30	2-0	0-0	3:30	115109
Sep 14, 2013	AKRON	W	28-24	3-0	0-0	3:19	107120

2013 MICHIGAN WOLVERINES GAME-BY-GAME OFFENSE

OPP	---1ST DOWNS---				DOWN CONV.		NET OFF		---RUSHING---			-----PASSING-----					-----TDs-----			FGs	FUM	PEN	PUNTS	
	T	R	P	P	3RD	4TH	TOT	PL	TOT	ATT	AVG	NET	SA-YDS	ATT-COMP	TD	IN	R	P	Rt	M-A	No-Ls	No-Yds	No-Avg	TOP
CMU	22	9	11	2	10/15	2/2	463	68	242	47	5.1	221	1- 3	21-14	1	3	6	1	1	1-1	1-0	7-55	1-51.0	34:16
ND	25	11	11	3	6/12	0/0	460	72	166	39	4.3	294	1- 8	33-21	4	1	1	4	0	2-2	1-0	6-50	3-31.3	34:04
AKRON	19	8	10	1	3/10	0/0	425	62	177	32	5.5	248	1-10	30-16	2	3	2	2	0	0-1	2-1	5-45	4-33.0	26:44
AT CONN																								
MINN																								
AT PSU																								
IND																								
AT MSU																								
NEB																								
AT NW																								
AT IOWA																								
OSU																								
TOTAL	66	18	32	6	19/37	2/2	1348	202	585	118	5.0	763	3-21	84-51	7	7	9	7	1	3-4	4-1	18-150	8-34.6	31:41

2013 MICHIGAN WOLVERINES GAME-BY-GAME DEFENSE

OPP	---1ST DOWNS---				DOWN CONV.		NET OFF		---RUSHING---			-----PASSING-----					-----TDs-----			FGs	FUM	PEN	PUNTS	
	T	R	P	P	3RD	4TH	TOT	PL	TOT	ATT	AVG	NET	SA-YDS	ATT-COMP	TD	IN	R	P	Rt	M-A	No-Ls	No-Yds	No-Avg	TOP
CMU	12	5	6	1	4/14	0/0	210	57	66	29	2.3	144	4-22	28-13	0	1	0	0	0	3-3	2-1	8-74	7-39.6	25:44
ND	23	7	16	0	8/15	0/2	410	72	96	19	5.1	314	1- 9	53-29	2	2	0	2	1	3-3	0-0	4-33	2-40.0	25:56
AKRON	21	6	14	1	9/18	0/1	418	79	107	30	3.6	311	0- 0	49-25	2	2	0	2	1	1-3	0-0	5-38	5-44.4	33:16
AT CONN																								
MINN																								
AT PSU																								
IND																								
AT MSU																								
NEB																								
AT NW																								
AT IOWA																								
OSU																								
TOTAL	56	18	36	2	21/47	0/3	1038	208	269	78	3.4	769	5-31	130-67	4	5	0	4	2	7-9	2-1	17-145	14-41.4	28:19

2013 Michigan Football
Michigan Overall Team Statistics (as of Sep 14, 2013)
All games

Team Statistics	MICH	OPP
SCORING	128	63
Points Per Game	42.7	21.0
FIRST DOWNS	66	56
Rushing	28	18
Passing	32	36
Penalty	6	2
RUSHING YARDAGE	585	269
Yards gained rushing	663	320
Yards lost rushing	78	51
Rushing Attempts	118	78
Average Per Rush	5.0	3.4
Average Per Game	195.0	89.7
TDs Rushing	9	0
PASSING YARDAGE	763	769
Comp-Att-Int	51-84-7	67-130-5
Average Per Pass	9.1	5.9
Average Per Catch	15.0	11.5
Average Per Game	254.3	256.3
TDs Passing	7	4
TOTAL OFFENSE	1348	1038
Total Plays	202	208
Average Per Play	6.7	5.0
Average Per Game	449.3	346.0
KICK RETURNS: #-Yards	11-248	10-245
PUNT RETURNS: #-Yards	6-49	3-27
INT RETURNS: #-Yards	5-131	7-96
KICK RETURN AVERAGE	22.5	24.5
PUNT RETURN AVERAGE	8.2	9.0
INT RETURN AVERAGE	26.2	13.7
FUMBLES-LOST	4-1	2-1
PENALTIES-Yards	18-150	17-145
Average Per Game	50.0	48.3
PUNTS-Yards	8-277	14-579
Average Per Punt	34.6	41.4
Net punt average	31.2	36.4
KICKOFFS-Yards	23-1444	16-959
Average Per Kick	62.8	59.9
Net kick average	48.6	36.6
TIME OF POSSESSION/Game	31:41	28:19
3RD-DOWN Conversions	19/37	21/47
3rd-Down Pct	51%	45%
4TH-DOWN Conversions	2/2	0/3
4th-Down Pct	100%	0%
SACKS BY-Yards	5-31	3-21
MISC YARDS	0	0
TOUCHDOWNS SCORED	17	6
FIELD GOALS-ATTEMPTS	3-4	7-9
ON-SIDE KICKS	0-0	0-0
RED-ZONE SCORES	(12-14) 86%	(7-11) 64%
RED-ZONE TOUCHDOWNS	(11-14) 79%	(3-11) 27%
PAT-ATTEMPTS	(17-17) 100%	(6-6) 100%
ATTENDANCE	334847	0
Games/Avg Per Game	3/111616	0/0
Neutral Site Games		0/0

Score by Quarters	1st	2nd	3rd	4th	OT	Total
Michigan	31	38	42	17	0	128
Opponents	13	9	14	27	0	63

2013 Michigan Football
Michigan Individual Season/Career Statistics (as of Sep 14, 2013)
All games

	SEASON									CAREER								
Rushing	gp	att	gain	loss	net	avg	td	lg	avg/g	gp	att	gain	loss	net	avg	td	lg	avg/g
Gardner, Devin	3	30	279	42	237	7.9	4	36	79.0	28	109	598	186	412	3.8	13	36	14.7
Toussaint, F.	3	55	225	26	199	3.6	3	24	66.3	31	380	1958	117	1841	4.8	18	65	59.4
Green, Derrick	3	13	61	1	60	4.6	1	30	20.0	3	13	61	1	60	4.6	1	30	20.0
Norfleet, D.	3	2	39	0	39	19.5	0	38	13.0	16	4	53	1	52	13.0	0	38	3.2
Gallon, Jeremy	3	1	14	0	14	14.0	0	14	4.7	41	15	107	0	107	7.1	0	14	2.6
Rawls, Thomas	3	3	14	2	12	4.0	1	9	4.0	21	73	340	7	333	4.6	5	63	15.9
Smith, De'Veon	3	7	13	1	12	1.7	0	4	4.0	3	7	13	1	12	1.7	0	4	4.0
Johnson, Drake	1	2	9	0	9	4.5	0	7	9.0	1	2	9	0	9	4.5	0	7	9.0
Hayes, Justice	2	1	7	0	7	7.0	0	7	3.5	8	19	99	9	90	4.7	1	24	11.2
Chesson, Jehu	3	1	2	0	2	2.0	0	2	0.7	3	1	2	0	2	2.0	0	2	0.7
TEAM	2	2	0	3	-3	-1.5	0	0	-1.5									
Morris, Shane	1	1	0	3	-3	-3.0	0	0	-3.0	1	1	0	3	-3	-3.0	0	0	-3.0
Total	3	118	663	78	585	5.0	9	38	195.0									
Opponents	3	78	320	51	269	3.4	0	19	89.7									
Passing	gp	effic	comp-att-int	pct	yds	td	lg	avg/g	gp	effic	comp-att-int	pct	yds	td	lg	avg/g		
Gardner, Devin	3	150.30	47-78-6	60.3	704	7	61	234.7	28	154.20	140-237-12	59.1	2184	20	75	78.0		
Morris, Shane	1	115.93	4-6-1	66.7	59	0	36	59.0	1	115.93	4-6-1	66.7	59	0	36	59.0		
Total	3	147.85	51-84-7	60.7	763	7	61	254.3										
Opponents	3	103.69	67-130-5	51.5	769	4	43	256.3										
Receiving	gp	no.	yds	avg	td	lg	avg/g	gp	no.	yds	avg	td	lg	avg/g				
Gallon, Jeremy	3	18	297	16.5	4	61	99.0	41	102	1628	16.0	12	71	39.7				
Funchess, Devin	3	7	131	18.7	1	48	43.7	16	22	365	16.6	6	48	22.8				
Dileo, Drew	3	5	61	12.2	1	36	20.3	35	35	516	14.7	5	66	14.7				
Butt, Jake	3	5	52	10.4	0	14	17.3	3	5	52	10.4	0	14	17.3				
Norfleet, D.	3	5	37	7.4	0	15	12.3	16	5	37	7.4	0	15	2.3				
Toussaint, F.	3	3	57	19.0	0	31	19.0	31	16	152	9.5	2	31	4.9				
Reynolds, Joe	3	3	56	18.7	0	45	18.7	20	6	78	13.0	0	45	3.9				
Jackson, Jeremy	3	3	30	10.0	0	17	10.0	39	14	152	10.9	0	22	3.9				
Chesson, Jehu	3	1	33	33.0	1	33	11.0	3	1	33	33.0	1	33	11.0				
Houma, Sione	3	1	9	9.0	0	9	3.0	16	1	9	9.0	0	9	0.6				
Total	3	51	763	15.0	7	61	254.3											
Opponents	3	67	769	11.5	4	43	256.3											
Total Offense	g	plays	rush	pass	total	avg/g	g	plays	rush	pass	total	avg/g						
Gardner, Devin	3	108	237	704	941	313.7	28	346	412	2184	2596	92.7						
Toussaint, F.	3	55	199	0	199	66.3	31	380	1841	0	1841	59.4						
Green, Derrick	3	13	60	0	60	20.0	3	13	60	0	60	20.0						
Morris, Shane	1	7	-3	59	56	56.0	1	7	-3	59	56	56.0						
Norfleet, D.	3	2	39	0	39	13.0	16	4	52	0	52	3.2						
Gallon, Jeremy	3	1	14	0	14	4.7	41	15	107	0	107	2.6						
Rawls, Thomas	3	3	12	0	12	4.0	21	73	333	0	333	15.9						
Smith, De'Veon	3	7	12	0	12	4.0	3	7	12	0	12	4.0						
Johnson, Drake	1	2	9	0	9	9.0	1	2	9	0	9	9.0						
Hayes, Justice	2	1	7	0	7	3.5	8	19	90	0	90	11.2						
Chesson, Jehu	3	1	2	0	2	0.7	3	1	2	0	2	0.7						
TEAM	2	2	-3	0	-3	-1.5												
Total	3	202	585	763	1348	449.3												
Opponents	3	208	269	769	1038	346.0												

2013 Michigan Football
Michigan Individual Season/Career Statistics (as of Sep 14, 2013)
All games

	SEASON						CAREER									
	td	fg	PAT			dpx	saf	pts	td	fg	PAT			dpx	saf	pts
Scoring			kick	rush	rcv				pass	kick	rush	rcv	pass			
Gibbons, B.	-	3-4	17-17	-	-	-	-	-	26	-	33-44	129-131	-	-	-	228
Gallon, Jeremy	4	-	-	-	-	-	-	-	24	12	-	-	-	-	-	72
Gardner, Devin	4	-	-	-	-	-	-	-	24	17	-	-	-	0-1	-	102
Toussaint, F.	3	-	-	-	-	-	-	-	18	20	-	-	-	-	-	120
Chesson, Jehu	1	-	-	-	-	-	-	-	6	1	-	-	-	-	-	6
Funchess, Devin	1	-	-	-	-	-	-	-	6	6	-	-	-	-	-	36
Dileo, Drew	1	-	-	-	-	-	-	-	6	5	-	-	0-1	-	-	30
Reynolds, Joe	1	-	-	-	-	-	-	-	6	1	-	-	-	-	-	6
Green, Derrick	1	-	-	-	-	-	-	-	6	1	-	-	-	-	-	6
Rawls, Thomas	1	-	-	-	-	-	-	-	6	5	-	-	-	-	-	30
Total	17	3-4	17-17	-	-	-	-	-	128							
Opponents	6	7-9	6-6	-	-	-	-	-	63							

Punt Returns						Punt Returns					
no.	yds	avg	td	lg		no.	yds	avg	td	lg	
Norfleet, D.	3	-1	-0.3	0	2	5	52	10.4	0	42	
Gallon, Jeremy	1	2	2.0	0	2	42	303	7.2	0	32	
Dileo, Drew	1	9	9.0	0	9	6	44	7.3	0	15	
Thomas, Dymonte	1	9	9.0	0	0	1	9	9.0	0	0	
Reynolds, Joe	0	30	0.0	1	30	0	30	0.0	1	30	
Total	6	49	8.2	1	30						
Opponents	3	27	9.0	0	18						

Kick Returns						Kick Returns					
no.	yds	avg	td	lg		no.	yds	avg	td	lg	
Norfleet, D.	8	199	24.9	0	39	43	1026	23.9	0	39	
Dileo, Drew	2	30	15.0	0	23	14	270	19.3	0	34	
Chesson, Jehu	1	19	19.0	0	19	1	19	19.0	0	19	
Total	11	248	22.5	0	39						
Opponents	10	245	24.5	0	50						

Interceptions						Interceptions					
no.	yds	avg	td	lg		no.	yds	avg	td	lg	
Countess, Blake	3	77	25.7	0	47	3	77	25.7	0	47	
Wilson, Jarrod	1	0	0.0	0	0	1	0	0.0	0	0	
Taylor, Raymon	1	54	54.0	0	54	3	124	41.3	1	63	
Total	5	131	26.2	0	54						
Opponents	7	96	13.7	2	36						

Fumble Returns						Fumble Returns					
no.	yds	avg	td	lg		no.	yds	avg	td	lg	
Total	0	0	0.0	0	0						
Opponents	0	0	0.0	0	0						

2013 Michigan Football
Michigan Individual Season/Career Statistics (as of Sep 14, 2013)
All games

All Purpose	SEASON								CAREER							
	g	rush	rcv	pr	kr	ir	total	avg/g	g	rush	rcv	pr	kr	ir	total	avg/g
Gallon, Jeremy	3	14	297	2	0	0	313	104.3	41	107	1628	303	658	0	2696	65.8
Norfleet, D.	3	39	37	-1	199	0	274	91.3	16	52	37	52	1026	0	1167	72.9
Toussaint, F.	3	199	57	0	0	0	256	85.3	31	1841	152	0	28	0	2021	65.2
Gardner, Devin	3	237	0	0	0	0	237	79.0	28	412	268	0	0	0	680	24.3
Funchess, Devin	3	0	131	0	0	0	131	43.7	16	0	365	0	0	0	365	22.8
Dileo, Drew	3	0	61	9	30	0	100	33.3	35	14	516	44	270	0	844	24.1
Reynolds, Joe	3	0	56	30	0	0	86	28.7	20	0	78	30	0	0	108	5.4
Countess, Blake	3	0	0	0	0	77	77	25.7	16	0	0	0	0	77	77	4.8
Green, Derrick	3	60	0	0	0	0	60	20.0	3	60	0	0	0	0	60	20.0
Taylor, Raymon	3	0	0	0	0	54	54	18.0	26	0	0	0	0	124	124	4.8
Chesson, Jehu	3	2	33	0	19	0	54	18.0	3	2	33	0	19	0	54	18.0
Butt, Jake	3	0	52	0	0	0	52	17.3	3	0	52	0	0	0	52	17.3
Jackson, Jeremy	3	0	30	0	0	0	30	10.0	39	0	152	0	0	0	152	3.9
Rawls, Thomas	3	12	0	0	0	0	12	4.0	21	333	6	0	0	0	339	16.1
Smith, De'Veon	3	12	0	0	0	0	12	4.0	3	12	0	0	0	0	12	4.0
Houma, Sione	3	0	9	0	0	0	9	3.0	16	0	9	0	9	0	18	1.1
Johnson, Drake	1	9	0	0	0	0	9	9.0	1	9	0	0	0	0	9	9.0
Thomas, Dymont	3	0	0	9	0	0	9	3.0	3	0	0	9	0	0	9	3.0
Hayes, Justice	2	7	0	0	0	0	7	3.5	8	90	0	0	0	0	90	11.2
Morris, Shane	1	-3	0	0	0	0	-3	-3.0	1	-3	0	0	0	0	-3	-3.0
TEAM	2	-3	0	0	0	0	-3	-1.5								
Total	3	585	763	49	248	131	1776	592.0								
Opponents	3	269	769	27	245	96	1406	468.7								

Field Goals	att	good	long	blkd	att	good	long	blkd
Gibbons, B.	4	3	44	0	44	33	52	1
Total	4	3	44	0				
Opponents	9	7	45	0				

Punting	no.	yds	avg	lg	blk	no.	yds	avg	lg	blk
Wile, Matt	7	226	32.3	54	0	36	1364	37.9	58	0
Allen, Kenny	1	51	51.0	51	0	1	51	51.0	51	0
Total	8	277	34.6	54	0					
Opponents	14	579	41.4	67	1					

Kickoffs	no.	yds	avg	tb	ob	no.	yds	avg	tb	ob
Wile, Matt	23	1444	62.8	12	1	179	11156	62.3	59	5
Total	23	1444	62.8	12	1					
Opponents	16	959	59.9	5	0					

2013 Michigan Football
Michigan Team Game-by-Game (as of Sep 14, 2013)
All games

TEAM STATISTICS

Date	Opponent	Rushing				Receiving				Passing				Kick Returns				Punt Returns				tot off		
		no.	yds	td	lg	no.	yds	td	lg	cmp	att	int	yds	td	lg	no.	yds	td	lg	no.	yds		td	lg
Aug 31	CENTRAL MICHIGAN	47	242	6	38	14	221	1	45	14	21	3	221	1	45	4	106	0	39	4	40	1	30	463
Sep 07	NOTRE DAME	39	166	1	35	21	294	4	61	21	33	1	294	4	61	3	78	0	32	1	0	0	0	460
Sep 14	AKRON	32	177	2	36	16	248	2	48	16	30	3	248	2	48	4	64	0	23	1	9	0	9	425
Opponents		118	585	9	38	51	763	7	61	51	84	7	763	7	61	11	248	0	39	6	49	1	30	1348
		78	269	0	19	67	769	4	43	67	130	5	769	4	43	10	245	0	50	3	27	0	18	1038

Games played: 3
 Avg per rush: 5.0
 Avg per catch: 15.0
 Pass efficiency: 147.85
 Kick ret avg: 22.5
 Punt ret avg: 8.2
 All purpose avg/game: 592.0
 Total offense avg/gm: 449.3

Date	Opponent	Tackles				Sacks	Fumble		Pass Defense			Blkd	PAT Attempts				pts	
		ua	a	total	tfl-yds		no-yds	ff	fr-yds	int-yds	qbh		brup	kick	kick	rush		rcv
Aug 31	CENTRAL MICHIGAN	34	30	64	9.0-33	4.0-22	2	1-0	1-54	2	3	1	8-8	0	0	0	0	59
Sep 07	NOTRE DAME	34	30	64	4.0-14	1.0-9	0	0-0	2-30	1	1	0	5-5	0	0	0	0	41
Sep 14	AKRON	43	26	69	4.0-9	0.0-0	0	0-0	2-47	8	4	0	4-4	0	0	0	0	28
Opponents		111	86	197	17.0-56	5.0-31	2	1-0	5-131	11	8	1	17-17	0	0	0	0	128
		134	56	190	22.0-69	3.0-21	1	1-0	7-96	8	4	0	6-6	0	0	0	0	63

Date	Opponent	Punting										Field Goals			Kickoffs				
		no.	yds	avg	long	blkd	tb	fc	50+	i20	md-att	long	blkd	no.	yds	avg	tb	ob	
Aug 31	CENTRAL MICHIGAN	1	51	51.0	51	0	0	1	1	0	1-1	30	0	10	646	64.6	5	0	
Sep 07	NOTRE DAME	3	94	31.3	42	0	0	1	0	1	2-2	44	0	8	484	60.5	5	1	
Sep 14	AKRON	4	132	33.0	54	0	0	0	1	0	0-1	0	0	5	314	62.8	2	0	
Opponents		8	277	34.6	54	0	0	2	2	1	3-4	44	0	23	1444	62.8	12	1	
		14	579	41.4	67	1	1	2	3	5	7-9	45	0	16	959	59.9	5	0	

2013 Michigan Football
Michigan Opponent Game-by-Game (as of Sep 14, 2013)
All games

OPPONENT STATISTICS

Date	Opponent	Rushing				Receiving				Passing				Kick Returns				Punt Returns				tot off		
		no.	yds	td	lg	no.	yds	td	lg	cmp	att	int	yds	td	lg	no.	yds	td	lg	no.	yds		td	lg
Aug 31	CENTRAL MICHIGAN	29	66	0	15	13	144	0	43	13	28	1	144	0	43	5	108	0	27	0	0	0	0	210
Sep 07	NOTRE DAME	19	96	0	16	29	314	2	23	29	53	2	314	2	23	2	76	0	50	1	18	0	18	410
Sep 14	AKRON	30	107	0	19	25	311	2	43	25	49	2	311	2	43	3	61	0	21	2	9	0	7	418
Michigan		78	269	0	19	67	769	4	43	67	130	5	769	4	43	10	245	0	50	3	27	0	18	1038
Michigan		118	585	9	38	51	763	7	61	51	84	7	763	7	61	11	248	0	39	6	49	1	30	1348

Games played: 3
 Avg per rush: 3.4
 Avg per catch: 11.5
 Pass efficiency: 103.69
 Kick ret avg: 24.5
 Punt ret avg: 9.0
 All purpose avg/game: 468.7
 Total offense avg/gm: 346.0

Date	Opponent	Tackles				Sacks no-yds	Fumble		Pass Defense			Blkd kick	PAT Attempts				saf	pts			
		ua	a	total	tfl-yds		ff	fr-yds	int-yds	qbh	brup		kick	rush	rcv						
Aug 31	CENTRAL MICHIGAN	48	26	74	6.0-11	1.0-3	0	0-0	3	43	0	0	0	0	0	0	0	0	0	0	9
Sep 07	NOTRE DAME	46	20	66	8.0-27	1.0-8	0	0-0	1	0	3	3	0	3	3	0	0	0	0	0	30
Sep 14	AKRON	40	10	50	8.0-31	1.0-10	1	1-0	3	53	5	1	0	3	3	0	0	0	0	0	24
Michigan		134	56	190	22.0-69	3.0-21	1	1-0	7	96	8	4	0	6	6	0	0	0	0	0	63
Michigan		111	86	197	17.0-56	5.0-31	2	1-0	5	131	11	8	1	17	17	0	0	0	0	0	128

Date	Opponent	Punting							Field Goals			Kickoffs						
		no.	yds	avg	long	blkd	tb	fc	50+	i20	md-att	long	blkd	no.	yds	avg	tb	ob
Aug 31	CENTRAL MICHIGAN	7	277	39.6	67	1	1	0	2	3	3	33	0	4	247	61.8	0	0
Sep 07	NOTRE DAME	2	80	40.0	43	0	0	1	0	0	3	44	0	7	449	64.1	4	0
Sep 14	AKRON	5	222	44.4	58	0	0	1	1	2	1	45	0	5	263	52.6	1	0
Michigan		14	579	41.4	67	1	1	2	3	5	7	45	0	16	959	59.9	5	0
Michigan		8	277	34.6	54	0	0	2	2	1	3	44	0	23	1444	62.8	12	1

2013 Michigan Football
Michigan Red-Zone Results (as of Sep 14, 2013)
All games

Michigan Inside Opponent Red-Zone

Date	Opponent	Score	Times In RZ	Times Scored	Total Pts	Rush TDs	Pass TDs	FGs Made	Failed to score inside RZ							
									FGA	Down	Int	Fumb	Half	Game		
Aug 31, 2013	CENTRAL MICHIGAN	W 59-9	7	7	45	6	5	1	1	0	0	0	0	0	0	0
Sep 07, 2013	NOTRE DAME	W 41-30	4	4	28	4	1	3	0	0	0	0	0	0	0	0
Sep 14, 2013	AKRON	W 28-24	3	1	7	1	1	0	0	0	0	1	1	0	0	0
Totals			14	12	80	11	7	4	1	0	0	1	1	0	0	0
12 of 14 (85.7%)																

Opponents Inside Michigan Red-Zone

Date	Opponent	Score	Times In RZ	Times Scored	Total Pts	Rush TDs	Pass TDs	FGs Made	Failed to score inside RZ							
									FGA	Down	Int	Fumb	Half	Game		
Aug 31, 2013	CENTRAL MICHIGAN	W 59-9	3	3	9	0	0	0	3	0	0	0	0	0	0	0
Sep 07, 2013	NOTRE DAME	W 41-30	5	3	17	2	0	2	1	0	1	1	0	0	0	0
Sep 14, 2013	AKRON	W 28-24	3	1	7	1	0	1	0	0	1	1	0	0	0	0
Totals			11	7	33	3	0	3	4	0	2	2	0	0	0	0
7 of 11 (63.6%)																

MICHIGAN SINGLE GAME BESTS

INDIVIDUAL GAME HIGHS

Rushing Attempts: 22, Toussaint vs. Notre Dame (Sept. 7)
Rushing Yards: 103, Gardner vs. Akron (Sept. 14)
Rushing TDs: 2, Green/Toussaint vs. Central Mich. (Aug. 31)
Pass Attempts: 33, Gardner vs. Notre Dame (Sept. 7)
Pass Completions: 21, Gardner vs. Notre Dame (Sept. 7)
Passing Yards: 294, Gardner vs. Notre Dame (Sept. 7)
Passing TDs: 4, Gardner vs. Notre Dame (Sept. 7)
Receptions: 8, Gallon vs. Notre Dame (Sept. 7)
Receiving Yards: 184, Gallon vs. Notre Dame (Sept. 7)
Receiving TDs: 3, Gallon vs. Notre Dame (Sept. 7)
Total Plays: 46, Gardner vs. Notre Dame (Sept. 7)
Total Yards: 376, Gardner vs. Notre Dame (Sept. 7)
Points Kicking: 11, Gibbons, 2x, last vs. Notre Dame (Sept. 7)
Field Goals Made: 2, Gibbons vs. Notre Dame (Sept. 7)
Field Goals Attempted: 2, Gibbons vs. Notre Dame (Sept. 7)
PATs Attempted: 8, Gibbons vs. Central Mich. (Aug. 31)
PATs Made: 8, Gibbons vs. Central Mich. (Aug. 31)
Punting Attempts: 4, Wile vs. Akron (Sept. 14)
Punting Yards: 132, Wile vs. Akron (Sept. 14)
Punting Average (min. 2 attempts): 33.0 vs. Akron (Sept. 14)
Punt Returns: 2, Norfleet vs. Central Mich. (Aug. 31)
Punt Return Yards: 9, Dileo vs. Akron (Sept. 14)
Kickoff Returns: 4, Norfleet vs. Central Mich. (Aug. 31)
Kickoff Return Yards: 106, Norfleet vs. Central Mich. (Aug. 31)
Interceptions: 2, Countess vs. Notre Dame (Sept. 7)
Interception Yards: 54, Taylor vs. Central Mich. (Aug. 31)
Tackles: 11, Taylor vs. Notre Dame (Sept. 7)
Solo Tackles: 9, Taylor vs. Notre Dame (Sept. 7)
Tackles for Loss Yardage: 2.5, C. Gordon vs. Central Mich. (Aug. 31)
Sacks: 2.0, C. Gordon vs. Central Mich. (Aug. 31)
Sack Yardage: 11, C. Gordon vs. Central Mich. (Aug. 31)
Pass Breakups: 1, Many times

TEAM GAME HIGHS

Rushing Attempts: 47, vs. Central Mich. (Aug. 31)
Rushing Yards: 242, vs. Central Mich. (Aug. 31)
Rushing TDs: 6, vs. Central Mich. (Aug. 31)
Yards Per Rush: 5.5 vs. Akron (Sept. 14)
Passing Attempts: 33 vs. Notre Dame (Sept. 7)
Passing Completions: 21 vs. Notre Dame (Sept. 7)
Passing Yards: 294 vs. Notre Dame (Sept. 7)
Passing TDs: 4 vs. Notre Dame (Sept. 7)
Yards Per Completion: 15.8, vs. Central Mich. (Aug. 31)
Total Plays: 72 vs. Notre Dame (Sept. 7)
Total Yards: 463, vs. Central Mich. (Aug. 31)
Yards Per Play: 6.9 vs. Akron (Sept. 14)
Points: 59, vs. Central Mich. (Aug. 31)
Touchdowns Scored: 8, vs. Central Mich. (Aug. 31)
Field Goals Attempted: 2 vs. Notre Dame (Sept. 7)
Field Goals Made: 2 vs. Notre Dame (Sept. 7)
PATs Attempted: 8, vs. Central Mich. (Aug. 31)
PATs Made: 8, vs. Central Mich. (Aug. 31)
Punting Attempts: 4 vs. Akron (Sept. 14)
Punting Yards: 132 vs. Akron (Sept. 14)
Punting Average (min 2 attempts): 33.0 vs. Akron (Sept. 14)
Punt Return Attempts: 3, vs. Central Mich. (Aug. 31)
Punt Return Yards: 10, vs. Central Mich. (Aug. 31)
Kickoff Return Attempts: 4, vs. Central Mich. (Aug. 31)/ vs. Akron (Sept. 14)
Kickoff Return Yards: 106, vs. Central Mich. (Aug. 31)
Interceptions: 2 vs. Notre Dame (Sept. 7)/ vs. Akron (Sept. 14)
Interception Yards: 54, vs. Central Mich. (Aug. 31)
Turnovers Gained: 2, vs. Central Mich. (Aug. 31)/ vs. Notre Dame (Sept. 7)/ vs. Akron (Sept. 14)
Turnovers Lost: 4 vs. Akron (Sept. 14)
Sacks: 4, vs. Central Mich. (Aug. 31)
Sacks Against: 1, vs. Central Mich. (Aug. 31)/ vs. Notre Dame (Sept. 7)/ vs. Akron (Sept. 14)
First Downs: 25 vs. Notre Dame (Sept. 7)
Penalties: 7, vs. Central Mich. (Aug. 31)
Penalty Yards: 55, vs. Central Mich. (Aug. 31)

INDIVIDUAL GAME HIGHS

Rushing Attempts: 15, Chisholm vs. Akron (Sept. 14)
Rushing Yards: 64, Carlisle vs. Notre Dame (Sept. 7)
Rushing TDs:
Pass Attempts: 51, Rees vs. Notre Dame (Sept. 7)
Pass Completions: 29, Rees vs. Notre Dame (Sept. 7)
Passing Yards: 314, Rees vs. Notre Dame (Sept. 7)
Passing TDs: 2, Rees vs. Notre Dame (Sept. 7)/Pohl vs. Akron (Sept. 14)
Receptions: 9, Jones vs. Notre Dame (Sept. 7)
Receiving Yards: 125, Smith vs. Akron (Sept. 14)
Receiving TDs: 1, many times, last vs. Akron (Sept. 14)
Total Plays: 52, Rees vs. Notre Dame (Sept. 7)/ vs. Akron (Sept. 14)
Total Yards: 322, Pohl vs. Akron (Sept. 14)
Points Kicking: 12, Brindza vs. Notre Dame (Sept. 7)
Field Goals Made: 3, Coluzzi vs. Central Mich. (Aug. 31)/Brindza vs. Notre Dame (Sept. 7)
Field Goals Attempted: 3, Coluzzi vs. Central Mich. (Aug. 31)/ Brindza vs. Notre Dame (Sept. 7)
PATs Attempted: 3, Brindza vs. Notre Dame (Sept. 7)/Stein vs. Akron (Sept. 14)
PATs Made: 3, Brindza vs. Notre Dame (Sept. 7)/Stein vs. Akron (Sept. 14)
Punting Attempts: 6, Hogan vs. Central Mich. (Aug. 31)
Punting Yards: 277, Hogan vs. Central Mich. (Aug. 31)
Punting Average (min. 2 attempts): 46.2, Hogan vs. Central Mich. (Aug. 31)
Punt Returns: 2, Davis vs. Akron (Sept. 14)
Punt Return Yards: 18, Jones vs. Notre Dame (Sept. 7)
Kickoff Returns: 4, D. Davis 88, D. Davis vs. Central Mich. (Aug. 31)
Kickoff Return Yards: 88, D. Davis vs. Central Mich. (Aug. 31)
Interceptions: 2, March vs. Akron (Sept. 14)
Interception Yards: 36, Wilson vs. Central Mich. (Aug. 31)
Tackles: 10, Fox vs. Notre Dame (Sept. 7)
Solo Tackles: 7, Freeman vs. Akron (Sept. 14)
Tackles for Loss Yardage: 12, Nordley vs. Akron (Sept. 14)
Sacks: 1.0, Smith vs. Central Mich. (Aug. 31)/Williams vs. Notre Dame (Sept. 7)/Mizell vs. Akron (Sept. 14)
Sack Yardage: 10, Mizell vs. Akron (Sept. 14)
Pass Breakups: 1, Many times

TEAM GAME HIGHS

Rushing Attempts: 30, vs. Akron (Sept. 14)
Rushing Yards: 107 vs. Akron (Sept. 14)
Rushing TDs:
Yards Per Rush: 5.1 vs. Notre Dame (Sept. 7)
Passing Attempts: 53 vs. Notre Dame (Sept. 7)
Passing Completions: 29 vs. Notre Dame (Sept. 7)
Passing Yards: 314 vs. Notre Dame (Sept. 7)
Passing TDs: 2 vs. Notre Dame (Sept. 7)/ vs. Akron (Sept. 14)
Yards Per Completion: 12.4 vs. Akron (Sept. 14)
Total Plays: 79 vs. Akron (Sept. 14)
Total Yards: 418 vs. Akron (Sept. 14)
Yards Per Play: 5.7 vs. Notre Dame (Sept. 7)
Points: 30 vs. Notre Dame (Sept. 7)
Touchdowns Scored: 3 vs. Notre Dame (Sept. 7)/ vs. Akron (Sept. 14)
Field Goals Attempted: 3, vs. Central Mich. (Aug. 31)/ vs. Notre Dame (Sept. 7)/ vs. Akron (Sept. 14)
Field Goals Made: 3, vs. Central Mich. (Aug. 31)/ vs. Notre Dame (Sept. 7)
PATs Attempted: 3 vs. Notre Dame (Sept. 7)/ vs. Akron (Sept. 14)
PATs Made: 3 vs. Notre Dame (Sept. 7)/ vs. Akron (Sept. 14)
Punting Attempts: 7, vs. Central Mich. (Aug. 31)
Punting Yards: 277, vs. Central Mich. (Aug. 31)
Punting Average (min 2 attempts): 44.4 vs. Akron (Sept. 14)
Punt Return Attempts: 2 vs. Akron (Sept. 14)
Punt Return Yards: 9 vs. Akron (Sept. 14)
Kickoff Return Attempts: 5, vs. Central Mich. (Aug. 31)
Kickoff Return Yards: 108, vs. Central Mich. (Aug. 31)
Interceptions: 3, vs. Central Mich. (Aug. 31)/ vs. Akron (Sept. 14)
Interception Yards: 53 vs. Akron (Sept. 14)
Turnovers Gained: 4 vs. Akron (Sept. 14)
Turnovers Lost: 2, vs. Central Mich. (Aug. 31)/2 vs. Notre Dame (Sept. 7)/ vs. Akron (Sept. 14)
Sacks: 1, vs. Central Mich. (Aug. 31)/ vs. Notre Dame (Sept. 7)/ vs. Akron (Sept. 14)
Sacks Against: 4, vs. Central Mich. (Aug. 31)
First Downs: 23 vs. Notre Dame (Sept. 7)
Penalties: 8, vs. Central Mich. (Aug. 31)
Penalty Yards: 74, vs. Central Mich. (Aug. 31)

2013 MICHIGAN SCORING DRIVES/PLAYS

2013 MICHIGAN SCORING DRIVES

OPPONENT	PLAYS	YARDS	TOP	RESULT	QTR	PLAY
Central Michigan		30		TD	1	Joe Reynolds 30-yard blocked punt return (Brendan Gibbons kick)
Central Michigan	6	77	2:06	TD	1	Devin Gardner 22-yard run (Brendan Gibbons kick)
Central Michigan	10	73	5:50	TD	2	Fitz Toussaint 1-yard run (Brendan Gibbons kick)
Central Michigan	11	76	6:09	TD	2	Jeremy Gallon 16-yard pass from Devin Gardner (Brendan Gibbons kick)
Central Michigan	3	12	:41	TD	2	Devin Gardner 4-yard run (Brendan Gibbons kick)
Central Michigan	6	75	3:00	TD	3	Fitz Toussaint 2-yard run (Brendan Gibbons kick)
Central Michigan	10	55	5:49	TD	3	Derrick Green 1-yard run (Brendan Gibbons kick)
Central Michigan	8	81	3:05	TD	3	Thomas Rawls 5-yard run (Brendan Gibbons kick)
Central Michigan	7	15	3:42	FG	4	Brendan Gibbons 30-yard FG
Notre Dame	10	41	4:42	FG	1	Brendan Gibbons 44-yard FG
Notre Dame	3	77	1:23	TD	1	Jeremy Gallon 61-yard pass from Devin Gardner (Brendan Gibbons kick)
Notre Dame	12	75	5:22	TD	2	Devin Gardner 2-yard run (Brendan Gibbons kick)
Notre Dame	7	42	3:53	FG	2	Brendan Gibbons 38-yard FG
Notre Dame	4	23	0:20	TD	2	Jeremy Gallon 12-yard pass from Devin Gardner (Brendan Gibbons kick)
Notre Dame	7	78	3:01	TD	3	Jeremy Gallon 13-yard pass from Devin Gardner (Brendan Gibbons kick)
Notre Dame	10	75	4:57	TD	4	Drew Dileo 4-yard pass from Devin Gardner (Brendan Gibbons kick)
Akron	6	75	3:02	TD	1	Devin Funchess 48-yard pass from Devin Gardner (Brendan Gibbons kick)
Akron	4	57	1:43	TD	3	Devin Gardner 36-yard run (Brendan Gibbons kick)
Akron	9	86	3:51	TD	3	Jehu Chesson 33-yard pass from Devin Gardner (Brendan Gibbons kick)
Akron	4	70	1:21	TD	4	Fitz Toussaint 2-yard run (Brendan Gibbons kick)

MICHIGAN OFFENSIVE SCORING DRIVE ANALYSIS

Category	Minus	0-9	10-19	20-29	30-39	40-49	50-59	60-69	70-79	80-89	90-99
Michigan TD	0	0	1	1	0	0	2	0	10	2	0
Michigan FG	0	0	1	0	0	2	0	0	0	0	0

Longest Drives:

Plays: 12, vs. Notre Dame (Sept. 7)

Yards: 86, vs. Akron (Sept. 14)

Time of Possession: 6:09 vs. Central Michigan (Aug. 31)

2013 OPPONENT SCORING DRIVES/PLAYS

2013 OPPONENT SCORING DRIVES

OPPONENT	PLAYS	YARDS	TOP	RESULT	QTR	PLAY
Central Michigan	4	1	2:01	FG	1	Coluzzi 23-yard FG
Central Michigan	7	19	2:05	FG	2	Coluzzi 27-yard FG
Central Michigan	8	59	3:12	FG	4	Coluzzi 33-yard FG
Notre Dame	9	75	3:34	TD	1	Jones 4-yard pass from Rees (Brindza kick)
Notre Dame	6	20	1:34	FG	2	Brindza 44-yard FG
Notre Dame	8	68	2:54	FG	2	Brindza 38-yard FG
Notre Dame	12	90	5:25	TD	3	Niklas 20-yard pass from Rees (Brindza kick)
Notre Dame				TD	4	Tuitt 0-yard interception return (Brindza kick)
Notre Dame	6	29	1:29	FG	4	Brindza 40-yard FG
Akron	4	4	2:16	FG	1	Stein 45-yard FG
Akron	8	75	3:53	TD	3	D'Orazio pass from Pohl (Stein kick)
Akron					4	March 27-yard interception return (Stein kick)
Akron	11	67	4:46	TD	4	Goodman 1-yard pass from Pohl (Stein kick)

OPPONENT OFFENSIVE SCORING DRIVE ANALYSIS

Category	Minus	0-9	10-19	20-29	30-39	40-49	50-59	60-69	70-79	80-89	90-99
Opponent TD	0	0	0	0	0	0	0	1	2	0	1
Opponent FG	0	2	1	2	0	0	1	1	0	0	0

Longest Drives:

Plays: 12 vs. Notre Dame (Sept. 7)

Yards: 90 vs. Notre Dame (Sept. 7)

Time of Possession: 5:25 vs. Notre Dame (Sept. 7)

2013 MICHIGAN BIG PLAYS

2013 MICHIGAN 20+-YARD PLAYS FROM SCRIMMAGE

- 61 - Rec. - Jeremy Gallon from Devin Gardner vs. Notre Dame (Sept. 7)**
- 48 - Rec - Devin Funchess from Devin Gardner vs. Akron (Sept. 14)**
- 45 - Rec. - Joe Reynolds from Devin Gardner vs. Central Michigan (Aug. 31)
- 41 - Rec. - Jeremy Gallon from Devin Gardner vs. Notre Dame (Sept. 7)
- 38 - Run - Dennis Norfleet vs. Central Michigan (Aug. 31)
- 36 - Rec. - Drew Dileo from Devin Gardner vs. Central Michigan (Aug. 31)
- 36 - Run - Devin Gardner vs. Akron (Sept. 14)
- 35 - Run - Devin Gardner vs. Notre Dame (Sept. 7)
- 35 - Run - Devin Gardner vs. Akron (Sept. 14)
- 35 - Run - Devin Gardner vs. Akron (Sept. 14)
- 33 - Rec - Jehu Chesson from Devin Gardner vs. Akron (Sept. 14)**
- 31 - Rec. - Fitz Toussaint from Devin Gardner vs. Notre Dame (Sept. 7)
- 36 - Rec. - Devin Funchess from Shane Morris vs. Central Michigan (Aug. 31)
- 30 - Run - Derrick Green vs. Central Michigan (Aug. 31)
- 27 - Rec - Fitz Toussaint from Devin Gardner vs. Akron (Sept. 14)
- 24 - Run - Fitz Toussaint vs. Akron (Sept. 14)
- 22 - Run - Devin Gardner vs. Central Michigan (Aug. 31)
- 22 - Rec. - Jeremy Gallon from Devin Gardner vs. Notre Dame (Sept. 7)
- 22 - Run - Fitz Toussaint vs. Notre Dame (Sept. 7)
- 20 - Run - Fitz Toussaint vs. Central Michigan (Aug. 31)
- 20 - Rec - Jeremy Gallon from Devin Gardner vs. Akron (Sept. 14)

20+-yard Receptions - 11 (4, Jeremy Gallon; 2, Devin Funchess; 2, Fitz Toussaint ; 1, Jehu Chesson; 1, Drew Dileo; 1, Joe Reynolds;)

20+-yard Runs - 10 (5, Devin Gardner; 3, Fitz Toussaint; 1, Derrick Green; 1, Dennis Norfleet)

Bold indicates a TOUCHDOWN

MICHIGAN WEEK-BY-WEEK LEADERS

Opponent	Rushes	Rushing Yards	Receptions	Receiving Yards	Tackles	TFLs	Sacks
CENTRAL MICHIGAN	14, Toussaint	58, Green	4, Gallon	47, Funchess/Gallon	7, Morgan	2.5, C. Gordon	2.0, C. Gordon
NOTRE DAME	22, Toussaint	82, Gardner	8, Gallon	184, Gallon	11, Taylor	1.0, Taylor/Beyer/Clark	1.0, Beyer
AKRON	19, Toussaint	103, Gardner	6, Gallon	66, Gallon	10, Ross III	2.0, Morgan	--
at UCONN							
MINNESOTA							
at Penn State							
INDIANA							
at Michigan State							
NEBRASKA							
at Northwestern							
at Iowa							
OHIO STATE							

TURNOVER CHART

MICHIGAN (FORCED 6)

How obtained	Qtr	Player	Plays/Yards	First Downs	Conclusion
Central Michigan (2)					
Interception	2	Niznak by Taylor	3/12	1	Touchdown (Gardner run)
Fumble	4	Flory (rec. by Hollowell)	7/15	1	Field Goal
Notre Dame (2)					
Interception	2	Rees by Countess	4/23	2	Touchdown (Gallon pass from Gardner)
Interception	4	Rees by Countess	4/11	1	End of Game
Akron (2)					
Interception	2	Pohl by Countess	3/0	0	Interception
Interception	4	Pohl by Wilson	4/25	1	Punt

OPPONENT (FORCED 8)

How obtained	Qtr	Player	Plays/Yards	First Downs	Conclusion
Central Michigan (3)					
Interception	1	Gardner by Chapman	4/1	0	Field Goal
Interception	2	Gardner by Wilson	7/19	1	Field Goal
Interception	4	Morris by Frazier	1/3	0	Interception
Notre Dame (1)					
Interception	4	Gardner by Tuitt			Touchdown (Interception in End Zone)
Akron (4)					
Fumble	2	Gardner (rec. by Turner)	6/33	2	Interception
Interception	2	Gardner by Scott	10/47	2	Missed FG
Interception	2	Gardner by March	4/0	0	Missed FG
Interception	4	Gardner by March	--	--	Touchdown (Interception return 27 yards)