



2013 MICHIGAN FOOTBALL



HAIL TO THE VICTORS VALIANT HAIL TO THE CONQUERING HEROES

11 NATIONAL TITLES

42 BOWL GAME APPEARANCES

42 BIG TEN TITLES

134 YEARS OF MICHIGAN FOOTBALL

ATHLETIC MEDIA RELATIONS • 1100 SOUTH STATE STREET • ANN ARBOR, MICHIGAN • OFFICE (734) 763-4423 • FAX (734) 647-1188 • MGOBLUE.COM

DID YOU KNOW?

- This will be the fourth meeting between Michigan and Central Michigan.
- The Wolverines are 109-21-3 all-time in season openers.
- U-M has won 17 consecutive games at Michigan Stadium in the month of September.
- **Brady Hoke** is the first Michigan head coach to go undefeated at home in his first two seasons at U-M since Fielding Yost (1901-02).
- With its win vs. Michigan State last season (Oct. 20), Michigan became the first program in NCAA history to reach 900 wins.
- In five games behind center last season, QB **Devin Gardner** accounted for 18 TDs (11 passing, 7 rushing).
- **Gardner** played eight games at wide receiver in 2012, hauling in 16 passes for 266 yards and four touchdowns.
- Michigan broke the program single-season record for highest third-down conversion percentage in 2012, converting 87 of 173 third downs (50.3%).
- Under the guidance of defensive coordinator **Greg Mattison**, Michigan has finished back-to-back seasons ranked in the top-20 in total defense for the first time since 1997-98.

TABLE OF CONTENTS

Game Day Information.....1
 Quick Facts.....2-3
 Tale of the Tape.....4
 National Polls.....9
 U-M Record When 10
 Game Notes.....4-11
 Starting Lineups 12
 Depth Chart..... 13
 Rosters.....14-17
 Brady Hoke18-19
 Coaching and Support Staff..... 19
 Individual Career Bests.....20-21
 Michigan Stadium..... 22

Central Michigan Chippewas (0-0, 0-0 MAC) vs. #17/#17 Michigan Wolverines (0-0, 0-0 Big Ten Conference)

GAME 1: Saturday, August 31, 2013 • 3:42 PM ET Michigan Stadium (109,901), Ann Arbor, Mich.



Series vs. Central Michigan: 3-0
U-M Record vs. MAC: 31-1
Last Meeting vs. Central Michigan:
 U-M 41, Central Michigan 17 (September 9, 2006)
Television: BTN
Radio: Michigan IMG Sports Network



GAMEDAY QUICK HITS

TELEVISION COVERAGE
 BTN
 Play-by-Play - Matt Devlin
 Color Analyst - Glen Mason
 Sideline Reports - Lisa Byington

RADIO COVERAGE

- The Michigan Football Radio Network is comprised of 40 affiliates in addition to Armed Services Radio and SiriusXM (channels 92 and 191). Frank Beckmann handles play-by-play with Jim Brandstatter serving as the color analyst. Doug Karsch provides sideline reports.

SEASON OPENERS

- Michigan is 109-21-3 all-time in 133 season openers.
- The Wolverines have a 110-18-2 record all-time in home openers (did not have a home game in 1879-81), including a 17-3 record at the "Big House" in the last 20 games.
- Michigan's only home losses during that stretch came against Utah in 2008 (25-23), Appalachian State in 2007 (34-32) and Syracuse in 1998 (38-28).
- The last time U-M opened against a MAC foe was in 2011, when Michigan defeated Western Michigan, 34-10, on Sept. 3, at Michigan Stadium.

WOLVERINES AND THE CHIPPEWAS

- This will be the fourth time in school history that Michigan faces Central Michigan.
- All three previous meetings between the two squads were in Ann Arbor, with U-M owning a 3-0 advantage in those contests.
- The most recent game between the two squads came in 2006, when U-M notched a 41-17 victory over CMU.

STREAKS TO WATCH

- WR **Jeremy Gallon** has posted a reception in 26-straight games.
- QB **Devin Gardner** has recorded at least two touchdowns in five consecutive games.
- K **Brendan Gibbons** has made 13 consecutive field goals dating back to the Purdue game on Oct. 6, 2012. Gibbons' streak ranks second in U-M history behind Remy Hamilton, who converted 14-straight field goals in 1996.
- Gibbons has also converted 97-straight PATs, which ranks second in program history behind J.D. Carlson (126, 1988-91).
- Michigan is 14-0 at Michigan Stadium under head coach **Brady Hoke**.
- U-M has won 17 consecutive games at Michigan Stadium in the month of September.

2013 SCHEDULE AND RESULTS

DATE	RANK	OPPONENT	RESULT	TIME	TV	ATTEND.
Aug. 31	- / -	CENTRAL MICHIGAN		3:42 p.m.	BTN	
Sept. 7	- / -	NOTRE DAME		8:00 p.m.	ESPN	
Sept. 14	- / -	AKRON		12:00 p.m.	BTN	
Sept. 21	- / -	at Connecticut		TBA		
Oct. 5	- / -	MINNESOTA* (HC)		3:30 p.m.		
Oct. 12	- / -	at Penn State		5:00 p.m.		
Oct. 19	- / -	INDIANA*		3:30 p.m.	BTN	
Nov. 2	- / -	at Michigan State		TBA		
Nov. 9	- / -	NEBRASKA*		TBA		
Nov. 16	- / -	at Northwestern		TBA		
Nov. 23	- / -	at Iowa		TBA		
Nov. 30	- / -	OHIO STATE*		TBA		
Dec. 7	- / -	Big Ten Championship		TBA	FOX	

All Times Eastern
 * Big Ten Games
Home Games Bold at Michigan Stadium
 Rank (U-M / Opponent) from the Associated Press Top 25 Poll

MICHIGAN FOOTBALL QUICK FACTS

MEDIA RELATIONS

Phone: (734) 763-4423
Fax: (734) 647-1188
Internet Site: MGoBlue.com

Mailing Address:
 Public and Media Relations
 University of Michigan
 1100 S. State St.
 Ann Arbor, MI 48109-2201

ASSOCIATE A.D.
 David Ablauf (dablauf@umich.edu)

FOOTBALL
 Justin Dickens (dickensj@umich.edu)

SECONDARY FOOTBALL/MEN'S TENNIS
 Zach Eisendrath (zeisen@umich.edu)

PUBLICATIONS
 Barb Cossman (bcossman@umich.edu)

MEN'S BASKETBALL
 Tom Wywrot (twywrot@umich.edu)

WRESTLING/WATER POLO/FIELD HOCKEY
 Leah Howard (lchoward@umich.edu)

WOMEN'S SWIMMING AND DIVING/ SOFTBALL
 Michael Kasiborski (mkasibor@umich.edu)

VOLLEYBALL/BASEBALL
 Kent Reichert (kereiche@umich.edu)

WOMEN'S SOCCER/WOMEN'S GYMNASTICS/MEN'S SWIMMING AND DIVING
 Brad Rudner (brudner@umich.edu)

ICE HOCKEY/WOMEN'S ROWING
 Jeff Weinstein

WOMEN'S BASKETBALL/WOMEN'S TENNIS
 Sarah VanMetre (vanmetre@umich.edu)

WOMEN'S LACROSSE/ MEN'S AND WOMEN'S GOLF
 Whitney Dixon (whitdix@umich.edu)

MEN'S SOCCER/MEN'S GYMNASTICS/MEN'S LACROSSE
 Scott Kemps (skemps@umich.edu)

MEN'S AND WOMEN'S TRACK AND FIELD AND CROSS COUNTRY
 TBA

DIRECTOR OF INTERNET
 Jon Ripperger (ripp@umich.edu)

INTERNET
 Matt Baumer (mbaumer@umich.edu)

ADMINISTRATIVE ASSISTANT SENIOR
 Tara Preston (tlap@umich.edu)

ADMINISTRATIVE ASSISTANT
 Joan Medrich (jmedrich@umich.edu)

UNIVERSITY INFORMATION

School: University of Michigan
Location: Ann Arbor, Mich.
Enrollment: 41,942
Founded: 1817
University President: Mary Sue Coleman
Director of Athletics: Dave Brandon
Nickname: Wolverines
Colors: Maize and Blue
Band: Michigan Marching Band
Fight Song: The Victors
Conference: Big Ten

FOOTBALL INFORMATION

First Year of Varsity Status: 1879
All-Time Record: 903-315-36 (134th season)
All-Time Big Ten Record: 479-188-18 (106th season)
National Titles: 11
Big Ten Championships: 42
Bowl Games (Record): 42 (20-22)
Consensus All-Americans: 78
First-Team All-Big Ten Selections: 404

MICHIGAN STADIUM

Completed: 1927 (86th season)
Stadium Capacity: 109,901
Surface: FieldTurf (artificial)
Largest Crowd (Opp., Year): 114,804 (Notre Dame, 2011)
Record at Michigan Stadium: 398-120-15
Consecutive 100,000-plus Crowds: 244 (Nov. 8, 1975 to current)

2012 SEASON IN REVIEW

Overall Record: 8-5 (.615)
Big Ten Record: 6-2 (.750)
Home: 6-0 / **Away:** 2-3 / **Neutral:** 0-2

MICHIGAN HEAD COACHES

Brady Hoke	2011-present	19-7	(.731)
Rich Rodriguez	2008-10	15-22	(.405)
Lloyd Carr	1995-2007	122-40	(.753)
Gary Moeller	1990-94	44-13-3	(.758)
Bo Schembechler	1969-89	194-48-5	(.796)
Bump Elliott	1959-68	51-42-2	(.547)
Bennie Oosterbaan	1948-58	63-33-4	(.650)
Fritz Crisler	1938-47	71-16-3	(.806)
Harry Kipke	1929-37	46-26-4	(.632)
Tad Wieman	1927-28	9-6-1	(.594)
George Little	1924	6-2	(.750)
Fielding Yost	1901-23, 1925-26	165-29-10 ..	(.833)
Biff Lea	1900	7-2-1	(.750)
Gustave Ferbert	1897-99	24-3-1	(.875)
William Ward	1896	9-1	(.900)
William McCauley	1894-95	17-2-1	(.875)
Frank Barbour	1892-93	14-8	(.636)
M. Murphy/F. Crawford ..	1891	4-5	(.444)

FOOTBALL HISTORY

First Year of Football1879
 All-Time Record903-315-36 (.734)
 All-Time Conference Record479-188-18 (.712)
 All-Time Bowl Record20-22 (.476)

National Championships 11
 1901, 1902, 1903, 1904, 1918, 1923, 1932, 1933, 1947, 1948, 1997

Conference Championships 42
 1898, 1901, 1902, 1903, 1904, 1906, 1918, 1922, 1923, 1925, 1926, 1930, 1931, 1932, 1933, 1943, 1947, 1948, 1949, 1950, 1964, 1969, 1971, 1972, 1973, 1974, 1976, 1977, 1978, 1980, 1982, 1986, 1988, 1989, 1990, 1991, 1992, 1997, 1998, 2000, 2003, 2004

Bowl Appearances 42
 1901, 1947, 1950, 1964, 1969, 1971, 1975, 1976, 1977, 1978, 1979, 1980, 1981, 1982, 1983, 1984, 1985, 1986, 1987, 1988, 1989, 1990, 1991, 1992, 1993, 1994, 1995, 1996, 1997, 1998, 1999, 2000, 2001, 2002, 2003, 2004, 2005, 2006, 2007, 2010, 2011, 2012

Undefeated Seasons 23
 1879, 1880, 1884, 1885, 1886, 1887, 1898, 1901, 1902, 1903, 1904, 1910, 1918, 1922, 1923, 1930, 1932, 1933, 1947, 1948, 1973, 1992, 1997

10+ Win Seasons..... 26
 1898, 1901, 1902, 1903, 1904, 1905, 1947, 1971, 1972, 1973, 1974, 1976, 1977, 1978, 1980, 1985, 1986, 1989, 1991, 1997, 1998, 1999, 2002, 2003, 2006, 2011

Most Consecutive Wins 29 (Sept. 28, 1901 – Oct. 31, 1903)
 All-Time Points Scored 31,245
 First-Team All-Americans 129 (78 consensus)
 First-Team All-Big Ten Players..... 404 (No. 1 in the Big Ten)
 Heisman Trophy Winners..... 3 (1941, 1991, 1997)
 Years with U-M Player in Heisman Top 10..... 26
 National Award Winners 11
 College Football Hall of Fame Members..... 36
 All-Time NFL Draft Picks 337 (two No. 1 picks)
 All-Time First Round Picks 50
 Michigan on TV 444 Games; 290-146-8 (No. 1 nationally)
 First TV Game U-M 55, MSU 0 (Sept. 27, 1947 on WWJ-TV)

MICHIGAN FOOTBALL BY DECADE

2010s.....	26-13 (.667)
2000s.....	81-43-0 (.653)
1990s.....	93-26-3 (.775)
1980s.....	90-29-2 (.752)
1970s.....	96-16-3 (.848)
1960s.....	55-40-0 (.579)
1950s.....	52-36-3 (.588)
1940s.....	74-15-3 (.821)
1930s.....	53-26-4 (.663)
1920s.....	58-16-4 (.769)
1910s.....	52-18-6 (.723)
1900s.....	82-8-3 (.898)
1890s.....	72-20-2 (.777)
1880s (no games in 1882)	18-9-0 (.667)
1879.....	1-0-1 (.750)
Overall	903-315-36 (.734)

WEEKLY MEDIA AVAILABILITIES - CENTRAL MICHIGAN		
MONDAY	TUESDAY	WEDNESDAY
12:00 P.M. - Head Coach Brady Hoke Press Conference at Junge Family Champions Center 12:30 P.M. - Players' Press Conference at Junge Family Champions Center	12:00-12:10 P.M. - Head Coach Brady Hoke Big Ten Teleconference Call 12:15 - 12:30 P.M. - Greg Mattison Press Conference at Glick Field House 12:30 - 12:45 P.M. - Al Borges Press Conference at Glick Field House 12:45 P.M. - Players available at Glick Field House	12:00 P.M. - Head Coach Brady Hoke available at Glick Field House 12:15 P.M. - Players available at Glick Field House *All interview requests should be directed to the University of Michigan Public and Media Relations office.

INSIDE MICHIGAN FOOTBALL TV SHOW

The Inside Michigan Football TV show presented by PNC Bank returns for its sixth season in 2013. Fox Sports Detroit will air 15 shows throughout the fall, beginning with the premier on Aug. 26 at 5:30 p.m. ET. Wolverines Head Coach Brady Hoke will be joined by host Jim Brandstatter for the 30-minute program that includes game and practice highlights, student-athlete features and in-depth analysis of past and future games. Inside Michigan Football will be broadcast each Monday evening (start time varies from 5:00-6:00 p.m.) from Aug. 26-Nov. 25.

For the second straight season, Inside Michigan Football will be available to fans on the Big Ten Digital Network. The show will be available on MGoBlue.com immediately following its airing on FSD.

INSIDE MICHIGAN FOOTBALL RADIO SHOW

Head Coach Brady Hoke will appear each week on the Inside Michigan Football Radio Show. The hour-long show originates on WXYT Radio every Wednesday evening at 7 p.m., with Jim Brandstatter hosting the show. The show is broadcast live from Pizza House (PizzaHouse.com) located at 618 Church Street in Ann Arbor. Following are the stations covering the show:

City	Station	Dial Pos.
Alma	WFYC	1280 AM
Alpena	WATZ	1450 AM
Ann Arbor	WTKA	1050 AM
Battle Creek	WBCK	930 AM
Benton Harbor	WSJM	1400 AM
Benton Harbor	WSJM	94.9 FM
Cadillac	WKAD	93.7 FM
Caro	WKYO	1360 AM
Cassopolis	WGTO	910 AM
Charlevoix	WMKT	1270 AM
Charlevoix	WMKT	102.3 FM
Detroit	WXYT	1270 AM
Escanaba	WDBC	680 AM
Flint	WTRX	1330 AM
Frankfort	WBNZ	92.3 FM
Grand Rapids	WMAX	96.1 FM
Grayling	WQON	100.3 FM
Ishpeming	WIAN	1240 AM
Jackson	WKHM	970 AM
Kalamazoo	WQLR	1660 AM
Lansing	WQTX	92.1 FM
Ludington	WKZC	94.9 FM
Marquette	WDMJ	1320 AM
Marine City	WHLX	1590 AM
Niles	WNIL	1290 AM
Oscoda	WWTH	100.7 FM
Petoskey	WMBN	1340 AM
Port Huron	WHL	1450 AM
Reed City	WBRN	95.1 FM
Rogers City	WHAK	980 AM
Rogers City	WHAK	99.9 FM
Saginaw	WSGW	790 AM
Sault Ste. Marie	WKNW	1400 AM
Sturgis	WBET	1230 AM
Toledo	WXKR	100.7 FM
Traverse City	WTCM	580 AM
Traverse City	WTCM	1440 AM

BIG TEN TELECONFERENCE

The Big Ten Teleconferences run throughout the season on a weekly basis, starting Tuesday, Aug. 27. Head coach Brady Hoke will participate on the conference call at 12 p.m. Eastern (11 a.m. Central). The media call-in number can be obtained by calling the Big Ten Conference.

Following is the coaches teleconference lineup:

Time	Coach
12:00	Brady Hoke, Michigan
12:10	Gary Andersen, Wisconsin
12:20	Bo Pelini, Nebraska
12:30	Mark Dantonio, Michigan State
12:40	Kirk Ferentz, Iowa
12:50	Jerry Kill, Minnesota
1:00	Tim Beckman, Illinois
1:10	Darrell Hazell, Purdue
1:20	Bill O'Brien, Penn State
1:30	Pat Fitzgerald, Northwestern
1:40	Urban Meyer, Ohio State
1:50	Kevin Wilson, Indiana

MICHIGAN RADIO NETWORK

In its 11th season as a division of IMG College, the Michigan Sports Network represents one of the largest and most-listened to college sports network in the Midwest. Anchored by WWJ-AM (950) in Detroit, the Michigan IMG Radio Network is comprised of 40 affiliate stations in Michigan and Ohio during football season. In addition, U-M football can also be heard on American Armed Forces Radio and is also available on Sirius/XM. Frank Beckmann (play-by-play) and Jim Brandstatter (color) bring the action to you from the booth, with Doug Karsch providing sideline reports and analysis. Following is a list of radio affiliates:

City	Station	Dial Pos.
Alma	WQBX	104.9 FM
Alpena	WATZ	1450 AM
Ann Arbor	WTKA	1050 AM
Battle Creek	WBXX	104.9 FM
Benton Harbor	WSJM	1400 AM
Benton Harbor	WSJM	94.9 FM
Cadillac	WKAD	93.7 FM
Cassopolis	WGTO	910 AM
Charlevoix	WMKT	1270 AM
Charlevoix	WMKT	102.3 FM
Cleveland, Ohio	WHKW	1220 AM
Detroit	WWJ	950 AM
Escanaba	WDBC	680 AM
Flint	WTRX	1330 AM
Frankfort	WBNZ	92.3 FM
Grand Haven	WGHN	1370 AM
Grand Rapids	WOOD	1300 AM
Grayling	WQON	100.3 FM
Ishpeming	WIAN	1240 AM
Jackson	WKHM	970 AM
Kalamazoo	WQLR	1660 AM
Lansing	WQTX	92.1 FM
Ludington	WKZC	94.9 FM
Marine City	WHLX	1590 AM
Marquette	WDMJ	1320 AM
Muskegon	WOOD	106.9 FM
Newberry	WNB	1450 AM
Niles	WNIL	1290 AM
Oscoda	WWTH	100.7 FM
Petoskey	WMBN	1340 AM
Port Huron	WHL	1450 AM
Reed City	WBRN	95.1 FM
Rogers City	WHAK	980 AM
Rogers City	WHAK	99.9 FM
Saginaw	WSGW	790 AM
Sault Ste. Marie	WKNW	1400 AM
Sturgis	WBET	1230 AM
Toledo	WXKR	100.7 FM
Traverse City	WTCM	580 AM
Warren/Youngstown, Ohio	WHKZ	1440 AM

U-M football can also be heard on American Armed Forces Radio and is also available on Sirius Satellite Radio.

MGOBLUE.COM



TALE OF THE TAPE

2012 STATISTICS

OFFENSE

Michigan	Category	Central Michigan
29.8	Scoring	28.8
383.1	Total Yards	394.0
183.8	Rushing Offense	150.2
199.3	Passing Offense	243.8
130.4	Pass Efficiency	137.7
249	First Downs	268
50%	3rd-Down Conv.	39%
69%	4th-Down Conv.	31%
1.38 avg.	Sacks Allowed	1.15 avg.
63%	Red Zone Offense (TD Eff.)	63%
93%	Red Zone Offense (Scoring Eff.)	88%
8.8	Punt Returns	2.6
22.0	Kick Returns	22.5
42.6	Avg. Punting	41.4
35.9	Net Punting	35.6
85%	Field Goals	75%
62	Penalties	55
-9	Turnover Margin	+2
30:10	Time Of Possession	29:25

2012 STATISTICS

DEFENSE

Michigan	Category	Central Michigan
19.8	Scoring	32.4
320.0	Total Yards	432.4
150.5	Rushing Offense	191.7
169.5	Passing Offense	240.7
127.8	Pass Efficiency	136.6
237	First Downs	286
36.0%	3rd-Down Conv. Allowed	44%
69%	4th-Down Conv. Allowed	61%
1.69 avg.	Sacks By	1.38 avg.
45%	Red Zone Defense (TD Eff.)	67%
81%	Red Zone Defense (Scoring Eff.)	86%
10.2	Punt Returns	12.4
23.3	Kick Returns	19.6
42.4	Avg. Punting	41.6
39.6	Net Punting	38.5
70%	Field Goals Against	94%
84	Penalties	84
29:50	Opponent Time Of Possession	30:35

MICHIGAN VS. CENTRAL MICHIGAN

MICHIGAN LEADS ALL-TIME SERIES 3-0

Year	Site	W/L	U-M	CMU
1931	Ann Arbor	W	27	0
2003	Ann Arbor	W	45	7
2006	Ann Arbor	W	41	17

THE LAST TIME VS. CENTRAL MICHIGAN ..

Behind a strong rushing attack, Michigan defeated Central Michigan, 41-17, at Michigan Stadium on Sept. 9, 2006. On a wet day that featured a 60-minute weather delay, the running game carried the load offensively, accumulating 252 yards and four touchdowns on 50 rushing attempts. Junior running back Mike Hart paced all rushers with 116 yards on 19 carries and tied a career high with three touchdowns. The Wolverines proved equally as effective on defense, holding the Chippewas to 16 yards rushing on 21 attempts while recording eight tackles for loss, forcing two fumbles and returning one interception for a touchdown.

MICHIGAN VS. MID-AMERICAN CONFERENCE

- Michigan is 31-1 against teams currently in the Mid-American Conference.
- The Wolverines matched up with one MAC opponent during the 2012 season, earning a 63-13 home victory over Massachusetts on Sept. 15.

HOKE VS. MID-AMERICAN CONFERENCE

- Head coach **Brady Hoke** is 30-21 all-time against Mid-American Conference teams.
- Hoke went 27-20 against MAC schools in six seasons as head coach at Ball State (2003-08).
- Hoke is 2-4 all-time against Central Michigan.

U-M HEAD-TO-HEAD AGAINST TEAMS IN MAC

School	W	L	T	Pct.
Akron	0	0	0	.000
Ball State	1	0	0	1.000
Bowling Green	2	0	0	1.000
Buffalo	1	0	0	1.000
Central Michigan	3	0	0	1.000
Eastern Michigan	1	0	0	1.000
Kent State	0	0	0	.000
Miami of Ohio	5	0	0	1.000
Northern Illinois	1	0	0	1.000
Ohio	0	0	0	.000
Toledo	0	1	0	.000
UMass	2	0	0	1.000
Western Michigan	6	0	0	1.000
Totals	31	1	0	.969

A LOOK AT THE LAST 10 SEASON OPENERS

Year	Opponent	W/L	U-M	Opp.
2003	Central Mich.	W	45	7
2004	Miami (OH)	W	43	10
2005	No. Illinois	W	33	17
2006	Vanderbilt	W	27	7
2007	Appalachian St.	L	32	34
2008	Utah	L	23	25
2009	Western Mich.	W	31	7
2010	Connecticut	W	30	10
2011	Western Mich.	W	34	10
2012	Alabama	L	14	41

WOLVERINES FACE TOUGH SCHEDULE IN 2013

- Four of Michigan's 12 regular-season opponents posted 10+ victories in 2012 -- Ohio State (12-0), Notre Dame (12-1), Northwestern (10-3) and Nebraska (10-4).
- Six of the Wolverines' 12 regular-season opponents received bowl bids in 2012, while compiling a 52-27 record (.659 winning percentage)
- U-M faces arguably its toughest stretch in November, going up against four consecutive Legends Division foes -- at Michigan State (Nov. 2), vs. Nebraska (Nov. 9), at Northwestern (Nov. 16) and at Iowa (Nov. 23) -- before concluding its regular-season slate by hosting Ohio State in the 110th edition of "The Game" on Nov. 30.

HOME-FIELD ADVANTAGE

- Michigan has posted 14 straight victories at Michigan Stadium, all under the guidance of head coach **Brady Hoke**.
- The Wolverines have not lost at home since falling to Wisconsin on Nov. 20, 2010.
- Michigan boasted back-to-back undefeated seasons at home for the second time in 35 years; U-M also went perfect at home from 2003-04, posting a 13-0 record over the stretch.
- Hoke is the first Michigan head coach to go undefeated at home in his first two seasons at U-M since Fielding Yost (1901-02).

MICHIGAN'S LONGEST HOME WINNING STREAKS

- Michigan's 14-game home winning streak is tied for the seventh-longest such streak in program history.

Streak Beginning-Ending

50	1901-1907
28	1969-1973
23	1897-1900
18	1894-1897
17	1976-1978
16	2002-2005
14	2011-present
14	1984-1986
14	1946-1949
14	1925-1927
14	1921-1924
13	1999-2001
13	1917-1919
12	1982-1984
12	1883-1891
11	1931-1933

SEPTEMBER SUCCESS

Dating back to the 2007 season, U-M has won 17 consecutive games at Michigan Stadium in the month of September.

Year September Home Record

2007	2-2*
2008	2-0
2009	4-0
2010	3-0
2011	4-0
2012	2-0
Total	17-2

* U-M has not lost a September home game since falling to Oregon (39-7) at Michigan Stadium of Sept. 8, 2007.

SEVERAL WOLVERINES ON PRESEASON WATCH LISTS

Below is a list of 2013 watch lists Wolverines players were named to this preseason:

Junior Quarterback Devin Gardner

Big Ten Players to Watch
Davey O'Brien Trophy
Maxwell Award

Junior Linebacker Jake Ryan

Rotary Lombardi Award

Senior Place-Kicker Brendan Gibbons

Lou Groza Award

Senior Offensive Tackle Taylor Lewan

Big Ten Players to Watch
Maxwell Award
Outland Trophy
Rotary Lombardi Award
Walter Camp

Sophomore Tight End Devin Funchess

John Mackey Award

2013 CAPTAINS

• The U-M football team elected four players, seniors **Taylor Lewan**, **Courtney Avery** and **Cam Gordon** and senior/junior **Jake Ryan**, as captains for the 134th team in school history. It marks the third time in Michigan Football history the team will have four captains. The four players were selected in a vote of their teammates during fall camp.

TAKING THE HELM

• After stepping in behind center for the final five games last season, senior/junior quarterback **Devin Gardner** will look to guide the U-M offense in 2013.

• In place of an injured Denard Robinson, Gardner completed 75-of-126 passes (59.5%) for 1,219 yards and 11 scores and carried the ball 47 times for 101 yards and seven touchdowns.

• Gardner accounted for at least two touchdowns in each of his five games at quarterback last season and earned Big Ten Offensive Player of the Week honors on two occasions.

• Gardner has been selected to the 2013 preseason watch lists for the Davey O'Brien and Maxwell Awards, and is among 10 players on the Big Ten's "Players to Watch" list.

ELITE COMPANY

• Senior/junior quarterback **Devin Gardner** joined elite company with his performance vs. Iowa on Nov. 17, 2012. He threw for 314 yards and three touchdowns and rushed for 37 yards and three scores against the Hawkeyes, becoming only the sixth player since 2000 to throw for 300+ yards, pass for three touchdowns and rush for three scores in the same game. Collin Klein (Kansas State), Johnny Manziel (Texas A&M), Keith Price (Washington), Dan Lefevour (Central Michigan) and Kellen Clemens (Oregon) are the only other players to accomplish the feat during that span.

• In the same game, Gardner became the first U-M player to account for six touchdowns in one game since Steve Smith scored three rushing and three passing touchdowns at Minnesota in 1983.

• He also became the first Wolverine player to rush for three touchdowns in one game since Denard Robinson posted three against San Diego State in 2011.

RETURNING FOR MORE

• Despite being considered by many analysts as a high first-round selection in the 2013 NFL Draft, fifth-year senior offensive tackle **Taylor Lewan** elected to return to Ann Arbor for his senior season with Team 134.

• Lewan, a three-year starter who has started 35 career games at left tackle -- including 28 consecutive -- looks to become only the ninth Michigan offensive linemen to be a starter for four seasons for the Maize and Blue (must start at least half of team's games each year to qualify). Most recently, Jeff Backus and Steve Hutchinson started on the line from 1997-2000.

• The Cave Creek, Ariz., native has been tabbed a first-team Preseason All-American by ESPN.com, CBSSports.com, SI.com and Sporting News, and named to the 2013 national watch lists for the Outland Trophy and the Maxwell, Rotary Lombardi and Walter Camp Player of the Year Awards.

• Lewan was a 2012 All-America first-team choice by the Walter Camp Football Foundation, Associated Press, ESPN.com and SI.com. He also was named the Big Ten Rimington-Pace Offensive Lineman of the Year and was an All-Big Ten first team choice by the league's coaches and media.

MR. PRODUCTIVITY

• Wide receiver **Jeremy Gallon** has posted a reception in 26 consecutive games, which ranks tied for fifth all-time in U-M history with Amani Toomer and Adrian Arrington. Braylon Edwards owns the program record with a reception in 38-straight games.

Consecutive Games with a Reception

Player	Consecutive Games
1. Braylon Edwards	38
2. Jason Avant	35
3. Marquise Walker	32
4. Mercury Hayes	30
5. Jeremy Gallon	26
Amani Toomer	26
Adrian Arrington	26
8. David Terrell	25
9. Desmond Howard	24
10. Anthony Cater	20

• Gallon led Michigan in receptions (49), receiving yards (829) and receiving yards per game (63.8) in 2012, and finished his junior season by registering a career-high nine catches for a career-best 145 yards and two touchdowns vs. South Carolina in the Outback Bowl on Jan. 1.

• In total, Gallon posted three 100-yard receiving efforts in 2012. He also posted a 133-yard performance vs. Iowa on Nov.17 and recorded a 107-yard effort in the season opener vs. Alabama on Sept. 1.

A LOOK AT THE WOLVERINES ...

OFFENSE

Offensive Formation: Pro Style

Offensive Starters Returning/Lost: 5/6

Offensive Lettermen Returning/Lost: 24/12

RETURNING STARTERS FROM 2012

Player	Pos.	Ht.	Wt.	Year/Elig.
Devin Gardner	QB	6-4	210	Sr./Jr.
Jeremy Gallon	WR	5-8	187	5th Sr.
Taylor Lewan	LT	6-8	308	5th Sr.
Michael Schofield	RT	6-7	303	5th Sr.
Fitzgerald Toussaint	RB	5-10	200	5th Sr.

STARTERS LOST FROM 2012

Player	Pos.	Ht.	Wt.
Ricky Barnum	LG	6-3	296
Mike Kwiatkowski	TE	6-5	262
Elliott Mealer	C. 6-5	308	
Patrick Omameh	RG	6-4	305
Denard Robinson	QB	6-0	197
Roy Roundtree	WR	6-0	180

Individual Statistical Rankings in 2012

Category	Avg.	Big Ten	NCAA
D. Funchess, TD Rec.	5	T-9th	T-112th
D. Gardner, TD Rec.	4	T-13th	T-173rd
J. Gallon, Rec. Avg.	16.9	6th	30th
J. Gallon, Rec. Yards	63.8 avg.	4th	88th

DEFENSE

Defensive Formation: 4-3

Defensive Starters Returning/Lost: 6/5

Defensive Lettermen Returning/Lost: 21/11

RETURNING STARTERS FROM 2012

Player	Pos.	Ht.	Wt.	Year/Elig.
Brennen Beyer	LB	6-3	254	Jr.
Desmond Morgan	WLB	6-1	227	Jr.
Jake Ryan	SLB	6-3	241	Sr./Jr.
Thomas Gordon	FS	5-11	208	5th Sr.
Raymon Taylor	CB	5-10	186	Jr.
Quinton Washington	DT	6-4	305	5th Sr.

STARTERS LOST FROM 2012

Player	Pos.	Ht.	Wt.
Will Campbell	DT	6-5	308
Kenny Demens	MLB	6-1	242
J.T. Floyd	CB	6-0	183
Jordan Kovacs	SS	6-0	202
Craig Roh	DE	6-5	281

Individual Statistical Rankings in 2012

Category	Avg.	Big Ten	NCAA
J. Ryan, TFL	1.23 avg.	3rd	31st
J. Ryan, Tackles	6.8 avg.	T-20th	--
J. Ryan, Forced Fumbles	4	T-1st	T-20th
D. Morgan, Tackles	7.4 avg.	14th	--

U-M LEADS NATION IN WINS ALL-TIME

- The Michigan football program extended its lead in all-time NCAA Division 1 FBS victories during the 2012 season.
- Michigan leads the nation in wins (903), followed by Texas (867) and Notre Dame (865).
- Michigan's 903 victories are the most of any institution in all divisions of college football.

TOP 5 BCS SCHOOLS BY WINNING PERCENTAGE

School	Record	Pct.
1. Michigan	903-315-36	734
2. Notre Dame	865-301-42	733
3. Oklahoma.....	830-310-53	718
4. Ohio State	838-315-53	717
5. Texas.....	867-335-33	715

TOP 5 BCS SCHOOLS BY WINS

School	Record	Pct.
1. Michigan	903-315-36	734
2. Texas.....	867-335-33	715
3. Notre Dame	865-301-42	733
4. Nebraska.....	856-353-40	701
5. Ohio State	838-315-53	717

107th Season of Big Ten Action

- Michigan enters its 107th season of competition in the Big Ten Conference.
- The Wolverines have compiled an impressive 479-188-18 record in conference play and have claimed a league-leading 42 championships.
- U-M also leads the conference with 404 first-team All-Big Ten selections.

U-M In 134th Season of Gridiron Action

- U-M enters its 134th season of gridiron action.
- The Wolverine program was established in 1879 when a group of 13 men fielded the first football team in school history and played a pair of off-campus games. U-M defeated Racine, 1-0, at White Stocking Park in Chicago, Ill., on May 30, 1879, for the first victory in school history. The Wolverines tied Toronto, 0-0, in Detroit to finish the year 1-0-1.
- U-M enters its 131st year of uninterrupted gridiron action, with 1882 being the only season that the program did not play any varsity games.
- The Wolverines are the sixth oldest football program in NCAA history.

OLDEST COLLEGE FOOTBALL PROGRAMS

School	Years
Princeton	144
Rutgers	144
Yale	141
Harvard	139
Pennsylvania	137
Michigan	134
Amherst	133
Navy	132

MAKING HIS MARK

- Sophomore tight end **Devin Funchess** earned Freshman All-American honors from the Football Writers Association of America (FWAA) in 2012, pacing U-M tight ends with 15 receptions for 234 yards and five touchdowns during his freshman campaign.
- Funchess registered four catches for 106 receiving yards in Michigan's 31-25 victory over Air Force (Sept. 8.), becoming only the ninth Wolverine freshman to register a 100-yard receiving game and the first since Roy Roundtree posted 126 yards vs. Purdue on Nov. 7, 2009.
- Funchess also became the first U-M tight end to surpass 100 yards since Jerame Tuman recorded 126 against Colorado in 1997.
- The first five catches of Funchess' career were all for 20 yards or more, while the first six all converted first downs.
- With five touchdowns during his freshman campaign, Funchess finished the season tied for fourth all time among receiving touchdown leaders by tight ends. Eric Kattus boasts the record in the category with eight in 1985.

Season Receiving Touchdowns (Tight Ends)

Player	Touchdowns
1. Eric Kattus	8
2. Tony McGee	6
Doug Martin	6
4. Devin Funchess	5
Jerame Tuman	5
Jerame Tuman	5
Bennie Joppru	5
7. Jim Mandich	4
Kevin Koger	4
10. Jim Mandich	3

DEFENSIVE PRESENCE

- Under the guidance of defensive coordinator **Greg Mattison**, Michigan has finished back-to-back seasons ranked in the top-20 in total defense for the first time since 1997-98.

TOTAL DEFENSE

Year	Ranking
1997	1
1998	5
1999	32
2000	74
2001	12
2002	42
2003	11
2004	33
2005	36
2006	10
2007	24
2008	67
2009	82
2010	110
2011	17
2012	13

ON THE COMEBACK TRAIL

- Senior/junior linebacker **Jake Ryan** is out indefinitely after tearing his anterior cruciate ligament (ACL) during spring practice. However, head coach **Brady Hoke** is hopeful Ryan can return to the field by October.
- Ryan led the Wolverines in 88 total tackles (88), solo stops (56), tackles for loss (16), sacks (4.5)

and forced fumbles (4) in 2012.

- Last season, Ryan earned All-Big Ten second-team honors by the media and was the Roger Zatkoff Award recipient as U-M's top linebacker.
- Dating back to 2011, Ryan had tallied a tackle-for-loss in 17 of his last 19 games.

CLIMBING THE CHARTS

- Fifth-year senior kicker **Brendan Gibbons** made his final 13 field goals attempts of the season dating back to the Purdue game (Oct. 6). Gibbons' streak ranks second in U-M history behind Remy Hamilton, who converted 14-straight field goals in 1996.

Consecutive Field Goals Made

Number	Player	Year(s)
14	Remy Hamilton	1996
13	Brendan Gibbons	2012-

- Gibbons has connected on 30 career field goal attempts, surpassing Bob Bergeron (29, 1981-84) for sixth in program history. He needs just one more field goal to reach the fifth spot, currently held by Ali Haji-Sheikh (31, 1979-82).

Career Field Goals Made

Player	FGs Made	Years
1. Garrett Rivas	64	2003-2006
2. Remy Hamilton	63	1993-96
3. Mike Gillette	57	1985-88
4. J.D. Carlson	39	1989-91
5. Ali Haji-Sheikh	31	1979-82
6. Brendan Gibbons	30	2010-
7. Bob Bergeron	29	1981-84
8. Hayden Epstein	26	1998-01
9. Mike Lantry	21	1972-74
K.C. Lopata	21	2007-08

- Gibbons was 1-for-1 on point-after touchdown attempts against South Carolina (Jan. 1), upping his career total to 112 to remain sixth among U-M's alltime leaders in the category.

Most Point-After-Touchdowns Scored (Career)

Player	PATs Made	Years
1. Garrett Rivas	162	2003-06
2. J.D. Carlson	137	1989-91
3. Mike Gillette	130	1985-88
4. Ali Haji-Sheikh	117	1979-82
5. Mike Lantry	113	1972-74
6. Brendan Gibbons	112	2010-
7. Jim Brieske	107	1942-47
8. Gregg Willner	94	1977-78
9. Peter Elezovic	92	1990-93
10. Remy Hamilton	91	1993-96

Gibbons' 97 consecutive made PATs are second in U-M history, trailing only J.D. Carlson (126, 1988-91).

Most Consecutive Point After Touchdowns

Player	Consecutive PATs	Years
1. J.D. Carlson	126	1998-91
2. Brendan Gibbons	97	2011-
3. Ali Haji-Sheikh	76	1979-82
4. Mike Gillette	66	1985-88
5. Dana Coin	55	1969-71

OVERTIME SUCCESS

- Michigan is 8-1 all-time in games decided by overtime, including a 4-0 record in overtime games played at Michigan Stadium.
- Last season's win over Northwestern (Nov. 10) marked U-M's first overtime contest since winning the Sugar Bowl, 23-20, on Jan. 4, 2012. It was the first overtime game played at home since U-M defeated Illinois, 67-65 in three overtimes, on Nov. 6, 2010.

AVERY, FUNCHNESS AND GALLON TO DON MICHIGAN FOOTBALL LEGENDS JERSEYS

- U-M head football coach Brady Hoke announced on Tuesday, Aug. 27, that senior defensive back **Courtney Avery**, sophomore tight end **Devin Funchess** and fifth-year senior wide receiver **Jeremy Gallon** will don Michigan Football Legends numbers this season.
- Avery, a team co-captain and three-year letterman, will wear No. 11 in honor of Francis, Albert and Alvin Wistert.
- Funchess, who was named to the Football Writers Association of America Freshman All-America Team in 2012, will wear Ron Kramer's No. 87 jersey for the remainder of his career.
- Gallon, who has 84 career receptions for 1,331 yards and eight touchdowns, will don No. 21 in honor of 1991 Heisman Trophy winner Desmond Howard.

U-M TO RECOGNIZE HARMON IN 2013

- During a pre-game ceremony prior to next week's game against Notre Dame (Sept. 7), the U-M Athletic Department will honor 1940 Heisman Trophy winner Tom Harmon with the "Michigan Football Legend" distinction.
- Harmon will be honored in perpetuity with his name always affixed to his jersey number (No. 98) with a patch over the left upper chest of all future players donning the jersey.
- The athletic department will announce which current players will wear the No. 98 jersey honoring Harmon prior to kickoff against Notre Dame.
- Desmond Howard was the inaugural Michigan Football Legend, honored in 2011 during the first night game in Michigan Stadium history. Fomer Wolverine players Gerald Ford, Ron Kramer, Bennie Oosterbaan and Francis, Albert and Alvin Wistert were honored with "Michigan Football Legend" distinction during the 2012 season.

U-M SETS HOME ATTENDANCE RECORD

- Michigan drew 659,406 fans to its six-game home schedule in 2012. The six-game average of 112,252 broke the Wolverines' NCAA record of 112,179 fans per contest set during the 2011 season.

ENTERING 2013...

- Michigan's 113-player roster breaks down like this: 58 freshmen, 23 sophomores, 16 juniors and 16 seniors.
- The Wolverines return six starters on defense: DT **Quinton Washington**, LBs **Brennen Beyer**, **Desmond Morgan** and **Jake Ryan**, FS **Thomas Gordon** and CB **Raymon Taylor**.
- U-M returns five starters on offense: LT **Taylor Lewan**, RT **Michael Schofield**, QB **Devin Gardner**, RB **Fitzgerald Toussaint** and WR **Jeremy Gallon**.
- On offense, Lewan and Schofield started all 13 games in 2012, while Gordon and Ryan started all 13 games on defense.
- Of the 12 players that scored a touchdown for Michigan in 2012, nine return in 2013.
- U-M returns five of seven players from 2012 that scored a rushing touchdown, and eight of 11 play-

ers that registered a rushing attempt.

- U-M returns 10 of 15 players from 2012 that had a reception, four of five players with 100-plus yards receiving and five of seven players that recorded a touchdown catch.
- The returning trio of **Drew Dileo**, **Devin Funchess** and **Jeremy Gallon** combined to haul in 84 receptions for 1,394 yards and 11 touchdowns.
- U-M returns three of its top four leading tacklers from 2012, LBs **Jake Ryan** (88) and **Desmond Morgan** (81), and S **Thomas Gordon** (81).

A LOOK BACK AT 2012:

- U-M became the first program in NCAA history to reach 900 wins with its 12-10 victory over Michigan State on Oct. 20, 2012.
- QB Denard Robinson (4,495 yards) set the NCAA record for career rushing yards by a quarterback, eclipsing the previous mark set by West Virginia signal caller Pat White (4,480, 2005-08).
- Michigan played four of the AP's top 10 teams -- No. 1 Alabama, No. 3 Ohio State, No. 4 Notre Dame and No. 8 South Carolina-- all away from Michigan Stadium.
- The Wolverines' five losses last season came against teams with a combined record of 58-8.
- Five of U-M's eight wins came against teams with 6+ victories.
- Michigan used several true freshmen to provide depth at a number of positions in 2012. U-M played 12 true freshmen in the season opener vs. Alabama (Sept. 1), and 11 true freshmen saw the field during the final 12 games of the season.
- Michigan committed only 62 penalties for 641 yards in 13 games. U-M ranked third in the Big Ten and 26th in the nation in fewest penalties.

OFFENSIVE NOTES

- The Wolverines scored 47 offensive touchdowns in 2012 (27 rushing, 20 passing).
- Over the final five games of the season, Michigan scored 22 offensive touchdowns. Fourteen of those 22 touchdowns were produced on 75+-yard scoring drives.
- U-M was fifth in the conference in scoring offense with an average of 29.8 points per game.
- Michigan was third in the Big Ten in sacks allowed (1.38 avg.) and fifth in rushing offense (183.8 avg.).
- Michigan's signal callers completed over 53 percent of their pass attempts (169-of-318; 53.1 percent).
- The Maize and Blue produced 57 plays from scrimmage that chewed up 20+ yards, including a season-high seven on two occasions (vs. Air Force and vs. Iowa).
- Senior quarterback Denard Robinson led the Wolverines with 15 20+-yard plays (14 runs, one reception), while junior wide receiver Jeremy Gallon had 12 plays extending 20+ yards. Fifth-year senior wide receiver Roy Roundtree had eight plays of that length, while junior wide receiver Drew Dileo tallied six.
- The Wolverines posted 500 yards of total offense in three games last season -- vs. Massachusetts (585, Sept. 15), vs. Illinois (527, Oct. 13) and vs. Iowa (513, Nov. 17). U-M recorded 314 passing yards vs. the Hawkeyes, the most since posting 362 at Northwestern last season.
- U-M totaled over 150 yards rushing in eight of 13 games, including a season-best 353 yards against Illinois (Oct. 13). Michigan also totaled 304 yards rushing against Purdue, 294 yards vs. Massachusetts, 214 yards vs. Air Force, 199 against Iowa, 163 vs. Michigan State, 161 against Notre Dame and 155 vs. Minnesota.

2012 AWARDS

SENIOR OFFENSIVE LINEMAN RICKY BARNUM

- Phil Steele Midseason All-Big Ten (third team)

FRESHMAN TIGHT END DEVIN FUNCHESS

- FWA Freshman All-American
- Big Ten Freshman of the Week (vs. Air Force 9/8)
- Phil Steele Midseason All-Big Ten (third team)

JUNIOR QUARTERBACK/WIDE RECEIVER DEVIN GARDNER

- Big Ten Co-Offensive Player of the Week (vs. Iowa 11/17)
- College Sports Madness Player of the Week (vs. Iowa 11/17)
- Big Ten Co-Offensive Player of the Week (vs. Northwestern 11/10)
- Manning Award Player of the Week (vs. Northwestern 11/10)
- Phil Steele Midseason All-Big Ten (third team)

JUNIOR KICKER BRENDAN GIBBONS

- Lou Groza Award (semifinalist)
- Big Ten Special Teams Player of the Week (vs. Michigan State 10/20).

JUNIOR PUNTER WILL HAGERUP

- Eddleman-Fields Punter of the Year
- All-Big Ten (first team - media)

SENIOR DEFENSIVE BACK JORDAN KOVACS

- Burlsworth Trophy (finalist)
- All-Big Ten (second team - coaches)
- Bo Schembechler MVP
- Robert P. Ufer Bequest Award
- Phil Steele Midseason All-Big Ten (first team)

JUNIOR OFFENSIVE TACKLE TAYLOR LEWAN

- Associated Press All-American (first team)
- Walter Camp Football Foundation All-American (first team)
- SI.com All-American (first team)
- ESPN.com All-American (first team)
- Athlon Sports All-American (first team)
- CBSSports.com All-American (second team)
- Rimington-Pace Offensive Lineman of the Year
- All-Big Ten (first team - coaches and media)
- Hugh R. Rader Memorial Award
- CBSSports.com All-American (second team)
- SI.com Midseason All-American (first team)
- Phil Steele Midseason All-American (first team)
- CBSSports.com Midseason All-American (second team)
- Phil Steele Midseason All-Big Ten (first team)

FRESHMAN KICK RETURNER DENNIS NORFLEET

- Phil Steele Midseason All-Big Ten (first team)

SENIOR OFFENSIVE LINEMAN PATRICK OMAMEH

- All-Big Ten (first team - coaches)
- AFCA Good Works Team
- Pop Warner National College Football Award (finalist)
- Dr. Arthur D. Robinson Scholarship Award
- Phil Steele Midseason All-Big Ten (second team)

SENIOR QUARTERBACK DENARD ROBINSON

- Johnny Unitas Golden Arm Award (semifinalist)
- Davey O'Brien National Quarterback Award (semifinalist)
- Big Ten Co-Offensive Player of the Week (vs. Purdue 10/6)
- Manning Award Player of the Week (vs. Purdue 10/6)
- Maxwell Award Player of the Week (vs. Purdue 10/6)
- Big Ten Offensive Player of the Week (vs. Air Force 9/8)
- College Football Performance Award National Player of the Week (vs. Air Force 9/8)
- National Quarterback of the Week (vs. Air Force 9/8)
- Phil Steele Midseason All-Big Ten (third team)
- Davey O'Brien Trophy (watch list)
- Manning Award (watch list)
- Maxwell Award (watch list)
- Walter Camp Player of the Year Award (watch list)

SENIOR DEFENSIVE END CRAIG ROH

- All-Big Ten (second team - coaches)
- Richard Katcher Award

FRESHMAN LINEBACKER JAMES ROSS III

- Big Ten Co-Freshman of the Week (vs. Iowa 11/17)

SENIOR WIDE RECEIVER ROY ROUNDTREE

- Biletnikoff Award (watch list)

SOPHOMORE LINEBACKER JAKE RYAN

- All-Big Ten (second team - media)
- Roger Zatkoff Award
- Big Ten Defensive Player of the Week (vs. Illinois 10/13)
- College Sports Madness Big Ten Defensive Player of the Week (vs. Michigan State 10/20)
- Phil Steele Midseason All-Big Ten (third team)

WOLVERINE BITES

1,000 YARD CLUB




Jeremy Gallon

• Fifth-year senior wide receiver **Jeremy Gallon** is U-M's active leader in career receiving yards. His 1,331 yards are 24th-best for the Maize and Blue.

U-M Career Receiving Yards

1. Braylon Edwards (2001-04) 3,541
15. Steve Breaston (2003-06) 1,696
16. Jim Smith (1973-76) 1,687
17. Junior Hemingway (2007-11) 1,638
18. Vince Bean (1981-84) 1,509
19. Marcus Knight (1996-99) 1,508
20. Jim Mandich 1967-69) 1,489
21. Adrian Arrington (2004-07) 1,438
22. John Kolesar 1985-88) 1,425
23. Ralph Clayton 1976-79) 1,393
- 24. Jeremy Gallon (2010-present) 1,331**
25. Jerame Tuman (1995-99) 1,279



Fitzgerald Toussaint

• Fifth-year senior running back **Fitzgerald Toussaint**, who carried the load for the Wolverines on the ground in 2012, will look to return to form after suffering a season-ending leg injury last season against Iowa.

• Toussaint ranks 29th in program history with 1,642 career rushing yards.

• In 2011, Toussaint posted 1,041 rushing yards, the most yards by a U-M running back since Mike Hart in 2007 (1,361).

U-M Career Rushing Yards

1. Mike Hart (2004-07) 5,040
20. Rick Leach (1975-78) 2,176
21. Chuck Heater (1972-74) 1,995
22. C Williams (1995-98) 1,986
23. Rick Rogers (1981-84) 1,942
24. Chris Howard (1994-97) 1,876
25. Steve Smith (1980-83) 1,736
26. Leroy Hoard (1987-89) 1,706
27. Carl Ward (1964-1966) 1,673
28. Brandon Minor (2006-09) 1,658
- 29. Fitzgerald Toussaint (2010-present) 1,642**
30. B.J. Askew (1999-02) 1,580

• QB Denard Robinson finished the season ranked third in the Big Ten and 15th in the nation in rushing, averaging 115.1 yards per game. Robinson ranked fifth in the Big Ten in total offense, averaging 235.0 yards per game in 2012.

3RD-DOWN SUCCESS

• Michigan broke the program single-season record for highest third-down conversion percentage in 2012.

• U-M converted 87 of 173 third downs (50.3%), good for first in the Big Ten and sixth in the nation. The previous school record was 49.6% in 1986.

• In eight Big Ten games, U-M converted 53.3% of its third-down attempts (56 of 105).

DEFENSIVE TEAM NOTES...

• Over Michigan's 13-game slate in 2012, the Wolverines allowed the fewest amount of 20+ yard plays in the country (35). Bowling Green and Notre Dame tied for second-fewest in the nation, giving up 36 plays of 20+ yards, respectively.

• Michigan held its opposition to less than 200 passing yards in 12 of 13 games last season.

• Prior to allowing 341 passing yards in the Outback Bowl, the Wolverines had allowed fewer than 250 passing yards in 19 straight games, which at the time was the longest such streak nationally.

• U-M finished the 2012 campaign tied for fifth in the nation in pass defense, allowing only 169.5 yards per game through the air.

• In Big Ten play, U-M finished first in the conference in scoring defense (16.6 ppg) and second in total defense (298.5 avg.).

• The Wolverines held six of their 13 opponents to 13 points or less last season.

• Against Illinois on Oct. 13, Michigan recorded its first shutout since defeating Minnesota, 58-0, on Oct. 1, 2011. The Wolverines limited the Fighting Illini to 13 yards of total offense in the second half of the game.

SPECIAL TEAM NOTES...

• Kicker **Brendan Gibbons** went 16-of-18 on field goal attempts during the 2012 season, converting his final 13 attempts of the season.

• Gibbons posted a career-long 52-yard field goal at Nebraska (Oct. 27), while kicker/punter **Matt Wile** connected on a career-long 52-yard field goal against South Carolina in the Outback Bowl. Both field goals are tied for the sixth longest in U-M history, and mark the longest kicks in U-M history since Jason Olesnavage kicked a 51-yarder against Purdue on Nov. 7, 2009.

• Freshman kick returner **Dennis Norfleet** ranked second in program history with 36 kickoff returns in 2012. Norfleet's 827 kick return yards are also second-best all time. The Detroit, Mich. native notched 177 return yards vs. Alabama (Sept. 1), marking the fifth-best single-game total in program history.

• Norfleet posted a career-best 42-yard punt return vs. Illinois on Oct. 13, marking the longest Wolverine punt return since Martavius Odoms posted a 73-yarder at Purdue on Nov. 1, 2008.

• Wile landed all nine of his pooch punts inside the 20-yard line last season with a net of 34.0 yards.

INDIVIDUAL PLAYER NOTES

Drew Dileo

2012 Season

• Appeared in 13 games at wide receiver, making three starts.

• Set career highs in receptions (20), receiving yards (331) and receiving touchdowns (2).

• Notched four receptions for a career-high 94 yards vs. Michigan State (Oct. 20).

Career

• Has appeared in 32 contests at wide receiver and on special teams, making three starts.

Year	GP/GS	No.	Yards	Avg.	Per/Game	TD	Long
2010	6/0	1	3	3.0	0.4	0	3
2011	13/0	9	121	13.4	10.1	2	28
2012	13/3	20	331	16.6	25.5	2	66
Career	32/3	30	455	15.2	14.2	4	6

Devin Funchess

2012 Season

• Appeared in 13 games at tight end, making five starts.

• Five touchdown catches tied for fourth most in U-M history by a tight end in a single season.

• Football Writers Association of America (FWAA) Freshman All-American.

• All-Big Ten honorable mention (media)

• Appeared on ESPN.com, BTN.com and Phil Steele's Postseason All-Big Ten Freshman Teams.

• Tallied four catches for 106 yards and a touchdown against Air Force on Sept. 8, earning Big Ten Freshman of the Week honors.

Career

• High school teammate of defensive end Mario Ojemudia.

Year	GP/GS	No.	Yards	Avg.	Per/Game	TD	Long
2012	13/5	15	234	15.6	18.0	5	30
Career	13/5	15	234	15.6	18.0	5	30

Jeremy Gallon

2012 Season

• Appeared in 13 games at wide receiver, making 12 starts.

• All-Big Ten honorable mention (coaches/media)

• Set career highs in receptions (9) and receiving yards (145) vs. South Carolina in Outback Bowl (Jan. 1); also tallied career-best two TD catches.

• Posted five catches for 133 receiving yards vs. Iowa (Nov. 17).

• Surpassed 1,000 career receiving yards vs. Hawkeyes.

• Led team in receptions (49), receiving yards (829) and receiving yards per game (63.8).

• Tied his career-long reception on a 71-yard touchdown catch vs. Illinois (Oct. 13); marked longest reception TD of his career.

• Started and made four catches for 107 receiving yards vs. Alabama (Sept. 1).

• Posted career-long 71-yard reception against the Crimson Tide.

Career

• Has appeared in 38 career games, making 13 starts at wide receiver.

• Has posted a reception in 26 consecutive games, which ranks tied for fifth all-time in U-M history.

• Second on the team in catches (31) and receiving yards (453) in 2011. Had a catch in all 13 games.

• Made first career start vs. Minnesota (Oct. 1, 2011).

• In 2011, led team with 19 punt returns for 192 yards (10.1 avg ranked 3rd in Big Ten).

• In 2010, led team in punt returns (10 for 43 yards) and kick returns (27 for 589 yards).

Receiving

Year	GP/GS	No.	Yards	Avg.	Per/Game	TD	Long
2010	12/0	4	49	12.3	7.0	1	20
2011	13/1	31	453	14.6	34.9	3	64
2012	13/12	49	829	16.9	63.8	4	71
Career	38/13	84	1,331	15.8	35.0	8	71

Devin Gardner

2012 Season

- Appeared in 13 games at quarterback and wide receiver, making nine starts (4 at QB, 5 at WR).
- Completed 18-of-34 passes for 214 yards and three touchdowns vs. South Carolina in Outback Bowl (Jan. 1); also carried the ball 12 times for 24 yards.
- Completed 11-of-20 passes for 171 yards and one touchdown at Ohio State (Nov. 24); also posted two-yard touchdown run.
- Threw career-long 75-yard touchdown pass to wide receiver Roy Roundtree vs. Buckeyes.
- Named Big Ten Co-Offensive Player of the Week vs. Iowa (Nov. 17).
- Made third consecutive start at quarterback vs. Iowa; completed 18-of-23 passes for a career-best 314 yards and three touchdowns and carried the ball nine times for 37 yards and three touchdowns.
- Against the Hawkeyes, became the first Wolverine player to account for six touchdowns since Steve Smith scored three rushing and three passing touchdowns at Minnesota in 1983; also became first U-M player to rush for three touchdowns since Denard Robinson posted three against San Diego State last season.
- Gardner posted at least two touchdowns in every game he has started at quarterback in 2012.
- Big Ten Co-Offensive Player of the Week vs. Northwestern (Nov. 10).
- Made second consecutive start at quarterback vs. Northwestern (Nov. 10); completed 16-of-29 passes for 286 yards and one touchdown and carried the ball nine times for 47 yards and two touchdowns.
- Posted four touchdowns against the Wildcats (Nov. 10) -- two rushing and two passing -- for his first career game accounting for four scores.
- Made first career start at quarterback vs. Minnesota (Nov. 3). He completed 12-of-18 passes for 234 yards and two touchdowns and carried the ball 10 times for 21 yards and one touchdown.
- Played wide receiver first eight games of season; has recorded a touchdown reception in four of 10 games in 2012.
- Posted career-best five receptions for 63 yards and one score against Air Force (Sept. 8).
- Made first career start at wide receiver vs. Alabama (Sept. 1).
- Lone catch vs. Alabama (Sept. 1) was a career-best 44-yard touchdown reception, marking the first receiving score of his career.
- In five games behind center, orchestrated three 90+-yard scoring drives.

Career

- Has appeared in 25 games, making four starts at quarterback and five starts at wide receiver.
- Saw action in nine games as reserve QB in 2011.
- Made career debut at quarterback against Connecticut (Sept. 4, 2010).
- Completed 7-of-10 passes for 85 yards and threw for first career touchdown against Bowling Green (Sept. 25, 2010); rushed six times for 25 yards and one touchdown (also first of his career).

Receiving

Year	GP/GS	No.	Yards	Avg.	Per/Game	TD	Long
2010	3/0	0	0	0	0	0	0
2011	9/0	1	2	2.0	0.0	0	2
2012	13/9	16	266	16.6	20.5	4	44
Career	25/9	17	268	15.8	10.7	4	44

Rushing

Year	GP/GS	Att.	Yards	Avg.	Per/Game	TD	Long
2010	3/0	7	21	3.0	7.0	1	9
2011	9/0	25	53	2.6	9.3	1	15
2012	13/9	47	101	2.1	7.8	7	19
Career	25/9	79	175	2.2	7.0	9	19

Passing

Year	GP/GS	Comp.	Att.	Pct.	Yards	TD	Int.	Long
2010	3/0	7	10	70.0	85	1	0	30
2011	9/0	11	23	47.8	176	1	1	32
2012	13/9	75	126	53.3	1,219	11	5	75
Career	25/9	93	159	58.5	1,480	13	6	75

2012 GAME-BY-GAME

C/A	PASSING			RUSHING		
	Yds.	TD	Att.	Yds.	TD	
ALA						Played at WR
AFA						Played at WR
UMASS						Played at WR
ND						Played at WR
PUR						Played at WR
ILL						Played at WR
MSU						Played at WR
NEB						Played at WR
MIN	12/18	234	2	10	21	1
NU	16/29	286	2	9	47	2
IOWA	18/23	314	3	9	37	3
OSU	11/20	171	1	7	-28	1
SC	18/36	214	3	12	24	0
TOTAL	75/126	1,219	11	47	101	7

Fitzgerald Toussaint

2012 Season

- Appeared in 10 games at running back, making nine starts.
- Suffered season-ending leg injury vs. Iowa (Nov. 17).
- Posted season-long 50-yard run vs. Northwestern (Nov. 10); rushed for season-high 92 yards vs. Wildcats.
- Registered 41-yard rushing touchdown vs. Minnesota (Nov. 3).
- Scored two rushing TDs at Purdue (Oct. 6), marking fourth career multi-TD game.
- Had season-high 85 rushing yards on 15 carries vs. Massachusetts (Sept. 15); also recorded first TD of season vs. Minutemen.

Career

- Has appeared in 26 games at running back, making 21 starts.
- Became 50th Wolverine with 1,000 career rushing yards during OSU game on Nov. 26, 2011.
- In 2011, was U-M's second-leading rusher (1,041 yards). Most yards by a U-M running back since Mike Hart in 2007 (1,361).
- In Ohio State game (Nov. 26, 2011), became 31st player in U-M history to reach 1,000 yards rushing in a season.
- U-M's top rusher in Big Ten play in 2011 (818 yards).
- Set career high with 29 carries vs. Nebraska (Nov. 19, 2011). Also had 138 yards and tied career high with two TDs.
- Set career high for rushing yards (192) on 27 carries at Illinois (Nov. 12, 2011). Had career-best run of 65 yards on second play of the game.

Rushing

Year	GP/GS	No.	Yards	Avg.	P/G	TD	Long
2010	4/1	8	87	10.9	21.8	1	61
2011	12/11	187	1041	5.6	86.8	9	65
2012	10/9	130	514	4.0	51.4	5	50
Career	26/21	325	1,642	5.1	58.6	15	65

2012 Rushing Game-By-Game

2012 Opponent	Att.	Yards	Avg.	TD	Long
Alabama					Did Not Play
Air Force	8	7	0.9	0	5
Massachusetts	15	85	5.7	1	13
Notre Dame	13	58	4.5	0	31
Purdue	17	19	1.1	2	6
Illinois	18	62	3.4	1	12
MSU	10	52	5.2	0	38
NEB	15	38	2.5	0	9
MINN	13	70	5.4	1	41

THE NATIONAL POLLS

Associated Press Media Poll (Aug. 17)

Team	Record	Points	Previous
1. Alabama (58)	0-0	1,498	--
2. Ohio State (1)	0-0	1,365	--
3. Oregon	0-0	1,335	--
4. Stanford	0-0	1,294	--
5. Georgia	0-0	1,249	--
6. South Carolina	0-0	1,154	--
7. Texas A&M	0-0	1,104	--
8. Clemson	0-0	1,083	--
9. Louisville	0-0	1,042	--
10. Florida	0-0	894	--
11. Florida State	0-0	845	--
12. LSU	0-0	802	--
13. Oklahoma State	0-0	755	--
14. Notre Dame	0-0	748	--
15. Texas	0-0	677	--
16. Oklahoma	0-0	579	--
17. Michigan	0-0	531	--
18. Nebraska	0-0	382	--
19. Boise State	0-0	328	--
20. TCU	0-0	323	--
21. UCLA	0-0	286	--
22. Northwestern	0-0	199	--
23. Wisconsin	0-0	185	--
24. USC	0-0	134	--
25. Oregon State	0-0	129	--

USA Today Coaches Poll (Aug. 1)

Team	Record	Points	Previous
1. Alabama (58)	0-0	1,545	-
2. Ohio State (3)	0-0	1,427	-
3. Oregon	0-0	1,397	-
4. Stanford	0-0	1,262	-
5. Georgia	0-0	1,250	-
6. Texas A&M (1)	0-0	1,215	-
7. South Carolina	0-0	1,136	-
8. Clemson	0-0	1,047	-
9. Louisville	0-0	1,010	-
10. Florida	0-0	930	-
11. Notre Dame	0-0	872	-
12. Florida State	0-0	844	-
13. LSU	0-0	797	-
14. Oklahoma State	0-0	726	-
15. Texas	0-0	622	-
16. Oklahoma	0-0	620	-
17. Michigan	0-0	589	-
18. Nebraska	0-0	426	-
19. Boise State	0-0	420	-
20. TCU	0-0	400	-
21. UCLA	0-0	202	-
22. Northwestern	0-0	186	-
23. Wisconsin	0-0	172	-
24. USC	0-0	165	-
25. Oregon State	0-0	135	-

Tracking U-M in the Top 25 Polls

Date	AP	USA Today
Preseason.....	17th.....	17th

GAME NOTES

2012 MICHIGAN RECORD WHEN ...

Overall:	8-5
At Home:.....	6-0
On the Road:	2-3
Neutral:.....	0-2
By Month:	
August:	0-0
September:	2-2
October:	3-1
November:	3-1
December:.....	0-0
January:.....	0-1
When Scoring First:.....	6-0
When Opponent Scored First:	2-5
When Scoring 20 or More Points:.....	7-2
When Scoring Less Than 20 Points:.....	1-3
When Leading at the Half:	7-1
When Trailing at the Half:.....	0-4
When Tied at the Half:.....	1-0
When Leading after 3 Quarters:.....	6-1
When Trailing after 3 Quarters:	2-4
When Tied after 3 Quarters:	0-0
In Overtime.....	1-0
When Outrushing the Opponent:.....	6-2
With 35 or More Rushing Attempts:.....	5-3
With Less Than 30 Passing Attempts:	6-4
When Leading in Time of Possession:.....	4-3
When Trailing in Time of Possession:.....	3-3
On Turf:	7-3
On Grass:.....	1-2
When Leading in Takeaway/Turnover Ratio:.....	2-0
When Even in Takeaway/Turnover Ratio:	3-0
When Trailing in Takeaway/Turnover Ratio:	3-5
With an Individual 100-Yard Rusher:.....	4-2
With an Individual 200-Yard Passer:	5-2
250-Yard Passer:	3-0
With an Individual 100-Yard Receiver:.....	3-2
With an Individual Opponent 100-Yard Rusher:.....	2-3
With an Individual Opponent 200-Yard Passer:	0-1
250-Yard Passer:	0-0
With an Individual Opponent 100-Yard Receiver:.....	0-0

Northwestern	18	92	5.1	0	50
Iowa	3	31	10.3	0	14
OSU		Did Not Play			
South Carolina		Did Not Play			
Season Total	130	514	4.0	5	50

2011 Rushing Game-By-Game

2011 Opponent	Att.	Yards	Avg.	TD	Long
Western Michigan	11	80	7.3	2	43
Notre Dame		Did Not Play			
Eastern Michigan	11	46	4.2	1	12
San Diego State	13	67	5.2	0	11
Minnesota	11	108	9.8	1	35
at NU	14	25	1.8	0	7
at MSU	2	7	3.5	0	4
Purdue	20	170	8.5	2	59
at Iowa	16	58	3.6	0	11
at Illinois	27	192	7.1	1	65
NEB	29	138	4.8	2	31
OSU	20	120	6.0	0	26
Virginia Tech	13	30	2.3	0	14
Season Total	187	1041	5.6	9	65

Defensive Notes

Courtney Avery

2012 Season

- Appeared in 13 games at cornerback, making four starts.
- Academic All-Big Ten honoree.
- Tallied 19 tackles, two tackles for losses, half a sack, one forced fumble and one fumble recovery.

Career

- Has appeared in 39 career games, making 13 starts.
- Tied Michigan record for longest fumble return for a touchdown (83 yards) vs. Minnesota on Oct. 1, 2011.

Year	GP/GS	S-A-TT	TFL	Sacks	Int.	FR	PBU
2010	13/5	22-14-36	0.5-1	0-0	0-0	0-0	4
2011	13/4	17-9-26	2.0-14	0.5-6	2-1	2-83	4
2012	13/4	14-5-19	2.0-8	0.5-4	0-0	1-6	0
Career	39/13	53-28-81	4.5-23	1.0-10	2-1	3-89	8

Brennen Beyer

2012 Season

- Appeared in 13 games at defensive end, making nine starts.
- Notched 19 tackles, half a sack and one forced fumble.
- Academic All-Big Ten honoree.
- Earned Meyer Morton spring award for player who showed the greatest development.

Career

- Has appeared in 24 games, making nine starts.
- Switched from defensive end to linebacker during the spring of 2013.

Year	GP/GS	S-A-TT	TFL	Sacks	Int.	FR	PBU
2011	11/0	5-6-11	0-0	0-0	0-0	0-0	0
2012	13/9	9-10-19	0.5-1	0-0	0-0	0-0	0
Career	24/9	14-16-30	0.5-1	0-0	0-0	0-0	0

Jibreel Black

2012 Season

- Appeared in 13 games, starting three and appearing as a reserve defensive lineman in 10.
- Tallied 20 tackles, five tackles for losses, three sacks, two pass breakups and one forced fumble.

Career

- Has appeared in 39 games at defensive tackle, making three starts.

Year	GP/GS	S-A-TT	TFL	Sacks	Int.	FR	PBU
2010	13/0	3-4-7	0-0	0-0	0-0	0-0	0
2011	13/0	12-6-18	1.5-10	1.5-10	0-0	0-0	0
2012	13/3	13-7-20	5.0-45	3.0-43	0-0	0-0	2
Career	39/3	28-17-45	6.5-55	4.5-53	0-0	0-0	2

Joe Bolden

2012 Season

- Appeared in 12 games as a reserve linebacker and in 13 games on special teams.
- Posted 31 tackles, four tackles for losses, one sack and one fumble recovery.

Career

- First career sack resulted in a 24-yard loss (vs. Massachusetts on Sept. 15, 2012).

Year	GP/GS	S-A-TT	TFL	Sacks	Int.	FR	PBU
2012	13/0	16-15-31	4.0-30	1.0-24	0-0	1-0	0
Career	13/0	16-15-31	4.0-30	1.0-24	0-0	1-0	0

Blake Countess

2012 Season

- Suffered season-ending knee injury in season opener vs. Alabama (Sept. 1); received medical redshirt.

2011 Season

- Second on the team with six passes defended as a true freshman.
- Had five tackles, four solo, first career forced fumble and two PBUs vs. Minnesota.
- Made first career start and had three tackles, including one for loss, vs. Purdue.
- Started vs. Virginia Tech in Sugar Bowl and had season-high eight tackles, including six solos and 0.5 for loss.

Career

- Has appeared in 13 games at cornerback, making seven starts.

Year	GP/GS	S-A-TT	TFL	Sacks	Int.	FF-FR	PBU
2011	12/6	30-14-44	1.5-3	0-0	0-0	0-0	6
2012	1/1	0-0-0-0	0-0	0-0	0-0	0-0	0
Career	13/7	30-14-44	1.5-3	0-0	0-0	0-0	6

Frank Clark

2012 Season

- Appeared in 11 games at defensive end, making four starts.
- Posted career-bests in tackles (25), tackles for loss (9), sacks (2), pass breakups (3), forced fumbles (1) and fumble recoveries (1).

Career

- Has appeared in 23 career games at defensive end, making four starts.

Year	GP/GS	S-A-TT	TFL	Sacks	Int.	FR	PBU
2011	12/0	3-7-10	0.5-0	0-0	1-7	0-0	0
2012	11/4	16-9-25	9.0-26	2.0-13	0-0	1-0	3
Career	23/4	19-16-35	9.5-26	2.0-13	1-7	1-0	3

Cam Gordon

2012 Season

- Appeared in 13 games on special teams and in 10 games as a defensive reserve.
- Tallied 17 tackles, three tackles for losses and one pass breakup.

Career

- Has appeared in 33 contests at linebacker and on special teams, making 13 starts.
- Three-time Academic All-Big Ten honoree.
- Has posted 98 tackles, 6.5 tackles for losses, five pass breakups, three interceptions and two fumble recoveries during his collegiate career.
- Switched from wide receiver to safety prior to 2011 spring drills ... switched from safety to outside linebacker prior to 2011 spring drills.

Year	GP/GS	S-A-TT	TFL	Sacks	Int.	FR	PBU
2010	13/13	40-37-77	3.5-6	0-0	3-35	2-58	4
2011	7/0	3-1-4	0-0	0-0	0-0	0-0	0
2012	13/0	13-4-17	3-11	0-0	0-0	0-0	1
Career	33/13	56-42-98	6.5-17	0-0	3-35	2-58	5

Thomas Gordon
2012 Season

- Started 13 games at strong safety.
- Posted team-high six tackles vs. South Carolina in Outback Bowl (Jan. 1).
- Tallied his first sack of the season at Ohio State (Nov. 24); marked Gordon's first QB takedown since U-M played at Penn State on Oct. 30, 2010.
- Posted career-high 11 tackles vs. Northwestern (Nov. 10).
- Notched interceptions in back-to-back games at Notre Dame (Sept. 22) and at Purdue (Oct. 6).
- Fourth on team in total tackles (51) and tied for third on team in solo stops (28).
- Registered 100th career tackle vs. Air Force (Sept. 8); matched career-high with six solo stops vs. Falcons.

Career

- Has appeared in 35 games at safety, making 27 starts.
- Tied for 4th in NCAA with four fumble recoveries in 2011.
- Posted first career interception vs. Eastern Michigan on Sept. 17, 2011.

Year	GP/GS	S-A-TT	TFL	Sacks	Int.	FF-FR	PBU
2010	9/4	13-10-23	4-24	2-21	0-0	0-0	0
2011	13/10	41-26-67	1.5-2	0-0	1-0	2-4	2
2012	13/13	46-35-81	4-13	1-6	2-19	1-0	1
Career	35/27	100-71-1719.5-39	3-27	3-19	3-4	3	

Desmond Morgan
2012 Season

- Started 11 games at linebacker.
- Missed games vs. Iowa (Nov. 17) and vs. Massachusetts (Sept. 15) due to injury.
- Matched career high with 11 tackles at Ohio State (Nov. 24); also recorded 11 tackles vs. Michigan State (Oct. 20).
- Tallied career-high seven solo tackles vs. Northwestern (Nov. 10).
- Surpassed 100 career tackles vs. Michigan State (Oct. 20).
- Recorded a tackle for loss in eight games.
- Tallied at least five tackles in every regular-season game.
- Prior to game vs. Illinois (Oct. 13), switched from No. 44 to No. 48 for the remainder of his career in honor of Michigan Football Legend Gerald Ford.
- Registered career-best 2.0 TFLs at Purdue (Oct. 6)

Career

- Has appeared in 23 games at linebacker, making 18 starts.
- Has posted double-digit tackles four times in his career.
- As a true freshman finished 5th on team in tackles with 63; also had four stops for losses, one sack, one pass breakup and one FR.
- Started first career game vs. Notre Dame on Sept. 10, 2011.
- Had team-leading 10 tackles vs. Ohio State (Nov. 26, 2011); also had 1.5 TFLs and first career sack.
- Tied career best with 10 tackles and 1.5 TFLs in Sugar Bowl victory vs. Virginia Tech (Jan. 3, 2012).

Year	GP/GS	S-A-TT	TFL	Sacks	Int.	FR	PBU
2011	12/7	26-37-63	4-6	1-1	0-0	0-1	1
2012	11/11	41-40-81	5.5-10	0.5-2	0-0	0-0	2
Career	23/18	67-77-144	9.5-14	1.5-3	0-0	0-1	3

James Ross III
2012 Season

- Appeared in 13 games at linebacker, making two starts.
- Named to ESPN.com and BTN.com All-Big Ten Freshman Teams.

Career

- Tallied career-high 12 tackles vs. Iowa on Nov. 17, 2012.

Year	GP/GS	S-A-TT	TFL	Sacks	Int.	FR	PBU
2012	13/2	21-15-36	0.5-2	0.5-2	0-0	0-0	0
Career	13/2	21-15-36	0.5-2	0.5-2	0-0	0-0	0

Jake Ryan
2012 Season

- Started 13 games at linebacker/defensive end.
- All-Big Ten second team (media), honorable mention (coaches).
- Roger Zatkoff Award recipient as U-M's top linebacker.
- Ranked third in Big Ten in tackles-for-loss with 16.0.
- Paced team in total tackles (88), solo stops (56) and TFLs (16.0).
- Recorded his fourth forced fumble of the season at Ohio State (Nov. 24), tying Mike Taylor (1971), LaMarr Woodley (2006) and Shawn Crable(2007) for the U-M single-season record in the category.
- Registered 3.0 TFLs at Minnesota (Nov. 3).
- Earned Big Ten Defensive Player of the Week honors vs. Illinois (Oct. 13); matched career high with 11 tackles, including 3.5 TFLs.
- Prior to game vs. Air Force (Sept. 8), switched from No. 90 to No. 47 for the remainder of his career in honor of Michigan Football Legend Bennie Oosterbaan.

Career

- Has appeared in 26 contests at linebacker and defensive end, making 24 starts.
- Dating back to 2011, has tallied a TFL in 17 of last 19 games.
- Five career forced fumbles rank tied for seventh all-time at Michigan with Ernest Shazor (2002-04) and Marlin Jackson (2001-04).
- Redshirt freshman started 11 of 13 games and had 11.0 tackles for losses and 3.0 sacks in 2011.
- Made first career start at LB vs. Western Michigan on Sept. 3, 2011.
- Started at DE and tied Sugar Bowl record with career-high four stops for losses (for 36 yards) vs. Virginia Tech (Jan. 3, 2012).

Year	GP/GS	S-A-TT	TFL	Sacks	Int.	FF-FR	PBU
2011	13/11	20-17-37	11-53	3-8	0-0	2-0	0
2012	13/13	56-32-88	16.0-71	4.5-35	0-0	1-0	3
Career	26/24	76-49-12527.0	1247.5-43	0-0	3-0	3	

Raymon Taylor
2012 Season

- Appeared in 13 games at cornerback, making 11 starts.
- Tallied 63-yard interception return for touchdown at Purdue (Oct. 6); marked second consecutive game with an INT.
- Notched first career interception at Notre Dame (Sept. 22).
- Made first career start at cornerback vs. Massachusetts (Sept. 15).

Career

- Has appeared in 24 contests at cornerback and on special teams, making 11 starts at cornerback.
- Made career debut vs. Eastern Michigan on Sept. 17, 2011.

Year	GP/GS	S-A-TT	TFL	Sacks	Int.	FF-FR	PBU
2011	11/0	1-1-2	0-0	0-0	0-0	0-0	0
2012	13/11	33-12-45	0-0	0-0	2-70	0-1	1
Career	24/11	34-13-47	0-0	0-0	2-70	0-1	1

Quinton Washington
2012 Season

- Appeared in 13 games at defensive tackle, making 10 starts.
- Notched 32 tackles, three tackles for losses, one sack and one forced fumble.
- Registered first caeer blocked field goal against South Carolina in 2013 Outback Bowl (Jan. 1).

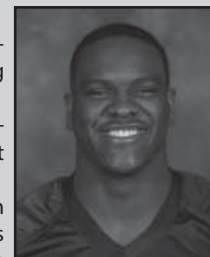
Career

- Has appeared in 36 contests, making 10 starts at defensive tackle.
- Moved from offensive line to defensive line prior to the Penn State game in 2010 (Oct. 30).

Year	GP/GS	S-A-TT	TFL	Sacks	Int.	FR	PBU
2010	13/0	0-2-2	0-0	0-0	0-0	0-0	0
2011	10/0	1-0-1	0-0	0-0	0-0	0-0	0
2012	13/10	15-17-32	3-9	1-0	0-0	1-0	0
Career	36/10	16-19-35	3-9	1-0	0-0	1-0	0

WOLVERINE BITES


FRANK CLARK



- Has appeared in 23 career contests at defensive end, making four starts.
- Second on team with career-high nine tackles for loss last season.
- Also posted career-bests in total tackles (25), solo stops (16), sacks (two), pass breakups (three), forced fumbles (one) and fumble recoveries in 2012.


THOMAS GORDON

- Has appeared in 35 games at safety, making 27 starts.
- Has contributed 171 tackles, 9.5 TFLs, three sacks, three interceptions, four pass breakups, four fumble recoveries and three forced fumbles during his career. tackles, 21.0 TFLs, 5.0 sacks, four interceptions, two forced fumbles and three pass breakups during his career.
- Tied for third on team with career-high 81 tackles in 2012.



JAKE RYAN

- Team Captain.
- 2013 Rotary Lombardi Award Watch List.
- 2012 All-Big Ten second-team (media) and honorable mention (coaches).
- Has appeared in 26 contests at linebacker and defensive end, making 24 starts.
- Has contributed 125 tackles, 27.0 TFLs, 7.5 sacks, five forced fumbles, three fumble recoveries and three pass breakups during his career.
- 2012 Roger Zatkoff Award recipient as U-M's top linebacker.
- Dating back to 2011, has tallied a TFL in 17 of last 19 games.
- Has posted a career-high 11, tackles on two occasions; last vs. Illinois (Oct. 13, 2012).



2012 MICHIGAN STARTING LINEUPS • OFFENSE

OPPONENT	WR	LT	LG	C	RG	RT	TE	WR	QB	WR	TB
vs. Alabama	Roundtree	Lewan	Barnum	Mealer	Omameh	Schofield	Hopkins**	Gardner	D. Robinson	Gallon	Smith
Air Force	Roundtree	Lewan	Barnum	Mealer	Omameh	Schofield	Jackson#	Gardner	D. Robinson	Gallon	Toussaint
Massachusetts	Roundtree	Lewan	Barnum	Mealer	Omameh	Schofield	Kwiatkowski	Gardner	D. Robinson	Funchess%	Toussaint
at Notre Dame	Roundtree	Lewan	Barnum	Mealer	Omameh	Schofield	Kwiatkowski	Gardner	D. Robinson	Gallon	Toussaint
at Purdue	Roundtree	Lewan	Barnum	Mealer	Omameh	Schofield	Kwiatkowski	Dileo	D. Robinson	Gallon	Toussaint
Illinois	Roundtree	Lewan	Barnum	Mealer	Omameh	Schofield	Funchess	Dileo	D. Robinson	Gallon	Toussaint
Michigan State	Roundtree	Lewan	Barnum	Mealer	Omameh	Schofield	Kwiatkowski	Funchess%	D. Robinson	Gallon	Toussaint
at Nebraska	Roundtree	Lewan	Barnum	Mealer	Omameh	Schofield	Kwiatkowski	Gardner	D. Robinson	Gallon	Toussaint
at Minnesota	Roundtree	Lewan	Barnum	Mealer	Omameh	Schofield	Funchess	Dileo	Gardner	Gallon	Toussaint
Northwestern	Roundtree	Lewan	Barnum	Mealer	Omameh	Schofield	Kwiatkowski	Hopkins**	Gardner	Gallon	Toussaint
Iowa	Roundtree	Lewan	Barnum	Mealer	Omameh	Schofield	Hopkins**	Reynolds	Gardner	Gallon	D. Robinson
at Ohio State	Roundtree	Lewan	Barnum	Mealer	Omameh	Schofield	Hopkins**	Smith^	D. Robinson	Gallon	Rawls
vs. South Carolina	Roundtree	Lewan	Barnum	Mealer	Omameh	Schofield	Funchess	Dileo	Gardner	Gallon	Smith

Denotes started as 4th WR

**Denotes started as FB.

% Denotes started as 2nd TE.

^ Denotes started as 2nd RB

2012 MICHIGAN STARTING LINEUPS • DEFENSE

OPPONENT	DE	DT	DT	DE	SAM	MIKE	WILL	LCB	SS	FS	RCB
vs. Alabama	Ryan	Campbell	Roh	Beyer	Avery**	Demens	Morgan	Floyd	Gordon	Kovacs	Countess
Air Force	Roh	Campbell	Black	Beyer	Ryan	Demens	Morgan	Floyd	Gordon	Kovacs	Avery
Massachusetts	Ryan	Black	Roh	Clark	Avery**	Demens	Ross III	Floyd	Gordon	Kovacs	Taylor
at Notre Dame	Roh	Campbell	Washington	Clark	Ryan	Demens	Morgan	Floyd	Gordon	Kovacs	Taylor
at Purdue	Roh	Campbell	Washington	Clark	Ryan	Demens	Morgan	Floyd	Gordon	Kovacs	Taylor
Illinois	Roh	Campbell	Washington	Beyer	Ryan	Demens	Morgan	Floyd	Gordon	Kovacs	Taylor
Michigan State	Roh	Campbell	Washington	Beyer	Ryan	Demens	Morgan	Floyd	Gordon	Kovacs	Taylor
at Nebraska	Roh	Black	Washington	Beyer	Ryan	Demens	Morgan	Floyd	Gordon	Kovacs	Taylor
at Minnesota	Roh	Campbell	Washington	Beyer	Ryan	Demens	Morgan	Floyd	Gordon	Kovacs	Taylor
Northwestern	Roh	Campbell	Washington	Beyer	Ryan	Demens	Morgan	Floyd	Gordon	Kovacs	Taylor
Iowa	Roh	Campbell	Washington	Beyer	Ryan	Demens	Ross III	Floyd	Gordon	Kovacs	Taylor
at Ohio State	Roh	Campbell	Washington	Beyer	Ryan	Demens	Morgan	Floyd	Gordon	Kovacs	Taylor
vs. South Carolina	Roh	Campbell	Washington	Clark	Ryan	Demens	Morgan	Avery	Gordon	Kovacs	Taylor

** Denotes started as fifth DB.

MICHIGAN PRONUNCIATION GUIDE

Brennen Beyer	BUY-er	Taylor Lewan	Luh-WAN
Jibreel Black	Juh-BREEL	Kristian Mateus	Muh-TAY-us
Jehu Chesson	JAY-YOU CHESS-uhn	Mario Ojemudia	Oh-juh-MOO-dee-uh
Amara Darboh	uh-MAR-uh DAR-bow	Patrick Omameh	O-MAH-may
Reon Dawson	RE-ON	Jordan Paskorz	Pass-korz
Drew Dileo	Dill-e-o	Henry Poggi	PO-jee
Devin Funchess	FUN-chess	Wyatt Shallman	Shawl-muhn
Ben Gedeon	Ged-E-uhn	De'Veon Smith	DAY-VE-ON
Graham Glasgow	glass-gow	Alex Swieca	swee-ECK-uh
Ryan Glasgow	glass-gow	Scott Sypniewski	sip-NEW-ski
Matthew Godin	GO-din	Raymon Taylor	ray-MOAN
Will Hagerup	Haa-GRUP	Fitzgerald Toussaint	Two-SAHNT
Keith Heitzman	HIGHTS-muhn	Logan Tuley-Tillman	TWO-LEE-Til-muhn
Delano Hill	Duh-LAY-no	Matt Wile	like 'while'
Sione Houma	See-own-eh HOME-uh	Jarrold Wilson	Jared
Da'Mario Jones	duh-MAR-E-o (like Mars, not air)	Csont'e York	SAHN-TAY
Patrick Kugler	KOO-gler		

MICHIGAN DEPTH CHART vs. CENTRAL MICHIGAN

OFFENSE

DEFENSE

WR 21 Jeremy Gallon (5-8, 184, 5th Sr.)
85 Joe Reynolds (6-1, 196, 5th Sr.)

DE 57 Frank Clark (6-2, 273, Jr./Jr.)
53 Mario Ojemudia (6-2, 250, So./So.)
33 Taco Charlton (6-6, 270, Fr./Fr.)

LT 77 Taylor Lewan (6-8, 315, 5th Sr.)
71 Ben Braden (6-6, 318, So./Fr.)
78 Erik Magnuson (6-6, 285, So./Fr.)

DT 55 Jibreel Black (6-2, 278, Sr./Sr.)
96 Ryan Glasgow (6-4, 300, So./Fr.)
69 Willie Henry (6-3, 306, So./Fr.)
50 Tom Strobel (6-6, 265, So./Fr.)

LG 61 Graham Glasgow (6-6, 305, Jr./So.)
58 Chris Bryant (6-4, 316, Jr./So.)
56 Joey Burzynski (6-1, 293, Sr./Jr.)

NT 76 Quinton Washington (6-4, 301, 5th Sr.)
56 Ondre Pipkins (6-3, 315, So./So.)
54 Richard Ash (6-3, 314, Sr./Jr.)

C 60 Jack Miller (6-4, 290, Jr./So.)
56 Joey Burzynski (6-1, 293, Sr./Jr.)

DE 92 Keith Heitzman (6-3, 280, Jr./So.)
99 Matt Godin (6-6, 280, So./Fr.)
OR 43 Chris Wormley (6-5, 289, So./Fr.)

RG 67 Kyle Kalis (6-5, 297, So./Fr.)
56 Joey Burzynski (6-1, 293, Sr./Jr.)
62 Blake Bars (6-5, 291, So./Fr.)

SLB 4 Cam Gordon (6-3, 237, 5th Sr.)
OR 97 Brennen Beyer (6-3, 250, Jr./Jr.)
47 Jake Ryan* (6-3, 240, Sr./Jr.)

RT 75 Michael Schofield (6-7, 304, 5th Sr.)
78 Erik Magnuson (6-6, 285, So./Fr.)
69 Erik Gunderson (6-8, 306, 5th Sr.)

MLB 48 Desmond Morgan (6-1, 228, Jr./Jr.)
35 Joe Bolden (6-3, 225, So./So.)
3 Mike McCray (6-4, 237, Fr./Fr.)

TE 87 Devin Funchess (6-4, 235, So./So.)
84 A.J. Williams (6-6, 265, So./So.)
88 Jake Butt (6-6, 237, Fr./Fr.)
80 Khalid Hill (6-2, 258, Fr./Fr.)
94 Jordan Paskorz* (6-3, 255, Sr./Jr.)

WLB 15 James Ross III (6-1, 220, So./So.)
52 Royce Jenkins-Stone (6-2, 225, So./So.)
42 Ben Gedeon (6-3, 236, Fr./Fr.)

WR 86 Jehu Chesson (6-3, 196, So./Fr.)
OR 17 Jeremy Jackson (6-3, 209, Sr./Sr.)

LCB 6 Raymon Taylor (5-10, 183, Jr./Jr.)
24 Delonte Hollowell (5-9, 180, Jr./Jr.)
OR 26 Jourdan Lewis (5-10, 170, Fr./Fr.)

SLOT 9 Drew Dileo (5-10, 180, Sr./Sr.)
23 Dennis Norfleet (5-7, 169, So./So.)

SS 30 Thomas Gordon (5-11, 210, 5th Sr.)
14 Josh Furman (6-2, 202, Sr./Jr.)
25 Dymonte Thomas (6-2, 190, Fr./Fr.)
44 Delano Hill (6-0, 205, Fr./Fr.)

QB 12 Devin Gardner (6-4, 210, Sr./Jr.)
7 Shane Morris (6-3, 201, Fr./Fr.)
6 Brian Cleary (6-3, 209, So./Fr.)

FS 22 Jarrod Wilson (6-2, 200, So./So.)
34 Jeremy Clark (6-4, 205, So./Fr.)
11 Courtney Avery* (5-11, 175, Sr./Sr.)

FB 36 Joe Kerridge (6-0, 238, Jr./So.)
39 Sione Houma (6-0, 231, So./So.)
33 Wyatt Shallman* (6-3, 237, Fr./Fr.)

RCB 18 Blake Countess (5-10, 182, Jr./So.)
8 Channing Stribling (6-2, 171, Fr./Fr.)

RB 28 Fitzgerald Toussaint (5-10, 200, 5th Sr.)
20 Drake Johnson (6-1, 213, So./Fr.)
5 Justice Hayes (5-10, 192, Jr./So.)
38 Thomas Rawls (5-10, 217, Jr./Jr.)
27 Derrick Green (5-11, 240, Fr./Fr.)
OR 4 De'Veon Smith (5-11, 224, Fr./Fr.)

NICKEL 18 Blake Countess (5-10, 182, Jr./So.)
25 Dymonte Thomas (6-2, 190, Fr./Fr.)
24 Delonte Hollowell (5-9, 180, Jr./Jr.)

SPECIAL TEAMS

PK 34 Brendan Gibbons (6-1, 243, 5th Sr.)
45 Matt Wile (6-2, 216, Jr./Jr.)

KO 45 Matt Wile (6-2, 216, Jr./Jr.)

P 45 Matt Wile (6-2, 216, Jr./Jr.)
91 Kenny Allen (6-3, 226, So./Fr.)

PR 23 Dennis Norfleet (5-7, 169, So./So.)
9 Drew Dileo (5-10, 180, Sr./Sr.)

LS 54 Jareth Glanda (6-3, 256, 5th Sr.)

KR 23 Dennis Norfleet (5-7, 169, So./So.)
9 Drew Dileo (5-10, 180, Sr./Sr.)
86 Jehu Chesson (6-3, 196, So./Fr.)

H 9 Drew Dileo (5-10, 180, Sr./Sr.)
91 Kenny Allen (6-3, 226, So./Fr.)

START CHARTS

OFFENSE	Current		
	'12	Streak	Career
Taylor Lewan	13	28	35
Michael Schofield	13	22	23
Fitzgerald Toussaint	8	0	21

DEFENSE	Current		
	'12	Streak	Career
Thomas Gordon	13	14	27
Jake Ryan	13	20	24
Desmond Morgan	11	2	18
Courtney Avery	4	1	14
Raymon Taylor	11	11	11
Quinton Washington	10	10	10

LONGEST ACTIVE STARTS STREAKS

Taylor Lewan	28
Michael Schofield	22
Jake Ryan	20
Thomas Gordon	14

CAREER GAMES STARTED

Taylor Lewan (OT)	35
Thomas Gordon (S)	27
Jake Ryan (LB)	24
Michael Schofield (OT)	23
Desmond Morgan (LB)	18

CAREER GAMES PLAYED

Michael Schofield (OT)	39
Jibreel Black (DT)	39
Courtney Avery (CB)	39
Taylor Lewan (OT)	37
Quinton Washington (DT)	36
Thomas Gordon (S)	35
Cameron Gordon (LB)	33
Brendan Gibbons (K)	33
Drew Dileo (WR)	32
Will Haperug (P)	31
Jareth Glanda (LS)	27
Fitzgerald Toussaint (RB)	26
Jake Ryan (LB)	26

*Denotes Injured

2013 MICHIGAN FOOTBALL ROSTERS

NUMERICAL ROSTER

No.	Player	Pos.
3	Dever, Bo	WR
3	McCray, Mike	LB
4	Gordon, Cameron ***	LB
4	Smith, De'Veon	RB
5	Hayes, Justice*	RB
6	Taylor, Raymon**	DB
6	Cleary, Brian	QB
7	Morris, Shane	QB
7	Poggi, Henry	DT
8	Bellomy, Russell*	QB
8	Stribling, Channing	DB
9	Dileo, Drew ***	WR
11	Avery, Courtney ***	CB
12	Gant, Allen	S
12	Gardner, Devin**	QB
13	Swieca, Alex	QB
13	Richardson, Terry*	CB
14	Furman, Josh**	S
14	Jones, Da'Mario	WR
15	Moores, Garrett	QB
15	Ross III, James*	LB
16	Wangler, Jack	WR
17	Jackson, Jeremy ***	WR
18	Countess, Blake*	DB
18	Hardison, DeAnthony	RB
20	Dawson, Reon	DB
20	Johnson, Drake	RB
21	Gallon, Jeremy ***	WR
22	Wilson, Jarrod*	S
23	Norfleet, Dennis*	WR
24	Hollowell, Delonte**	DB
25	Thomas, Dymonte	DB
26	Lewis, Jourdan	DB
27	Green, Derrick	RB
27	Hagerup, Will ***	P
28	Toussaint, Fitzgerald ***	RB
29	Douglas, Ross	DB
30	Gordon, Thomas ***	S
31	Benda, Nick	LB
32	Austin, Shaun	DB
33	Charlton, Taco	DE
33	Shallman, Wyatt	RB
34	Gibbons, Brendan ***	PK
34	Clark, Jeremy	S
35	Bolden, Joe*	LB
36	Kerridge, Joe*	FB
36	Pearson, AJ	DB
37	Henderson, Bobby	LB
38	Rawls, Thomas**	RB
39	Houma, Sione*	FB
41	Capatina, Anthony	WR
42	Esterline, Dylan*	TE
42	Gedeon, Ben	LB
43	Wormley, Chris	DE
43	Sypniewski, Scott	LS
44	Hill, Delano	DB

ALPHABETICAL ROSTER

No.	Player	Pos.	Ht.	Wt.	Year/Elig.	Hometown (High School/Previous School)
91	Allen, Kenny	K/P	6-3	226	So./Fr.	Fenton, Mich. (Fenton)
49	Anlauf, Brad	WR	6-4	187	So./Fr.	Hinsdale, Ill. (Hinsdale Central)
54	Ash, Richard*	DT	6-3	314	Sr./Jr.	Pahokee, Fla. (Pahokee)
32	Austin, Shaun	DB	6-1	191	So./Fr.	Plymouth, Mich. (Plymouth)
11	Avery, Courtney ***	CB	5-11	175	Sr.	Mansfield, Ohio (Lexington)
62	Bars, Blake	OL	6-5	291	So./Fr.	Nashville, Tenn. (Montgomery Bell Academy)
8	Bellomy, Russell*	QB	6-3	215	Jr./So.	Arlington, Texas (Martin)
31	Benda, Nick	LB	6-0	220	So./Fr.	Champion, Mich. (Westwood)
97	Beyer, Brennen**	LB	6-3	250	Jr.	Canton, Mich. (Plymouth)
55	Black, Jibreel ***	DT	6-2	278	Sr.	Cincinnati, Ohio (Wyoming)
35	Bolden, Joe*	LB	6-3	225	So.	Cincinnati, Ohio (Colerain)
65	Bosch, Kyle	OL	6-5	302	Fr.	St. Charles, Ill. (St. Francis)
71	Braden, Ben	OL	6-6	318	So./Fr.	Rockford, Mich. (Rockford)
58	Bryant, Chris	OL	6-4	316	Jr./So.	Chicago, Ill. (Simeon)
56	Burzynski, Joey**	OL	6-1	293	Sr./Jr.	Carlsbad, Calif. (Carlsbad)
88	Butt, Jake	TE	6-6	237	Fr.	Pickerington, Ohio (Pickerington North)
41	Capatina, Anthony	WR	5-9	182	Sr./Jr.	Novi, Mich. (Detroit Catholic Central)
33	Charlton, Taco	DE	6-6	270	Fr.	Pickerington, Ohio (Central)
86	Chesson, Jehu	WR	6-3	196	So./Fr.	St. Louis, Mo. (Ladue Horton Watkins)
57	Clark, Frank**	DE	6-2	273	Jr.	Cleveland, Ohio (Glenville)
34	Clark, Jeremy	S	6-4	205	So./Fr.	Madisonville, Ky. (Madisonville North Hopkins)
6	Cleary, Brian	QB	6-3	209	So./Fr.	Detroit, Mich. (Detroit Jesuit)
18	Countess, Blake*	DB	5-10	182	Jr./So.	Owings Mills, Md. (Our Lady of Good Counsel)
82	Darboh, Amara*	WR	6-2	212	So.	West Des Moines, Iowa (Dowling Catholic)
55	Dawson, David	OL	6-4	297	Fr.	Detroit, Mich. (Cass Technical)
20	Dawson, Reon	DB	6-2	170	Fr.	Trotwood, Ohio (Trotwood-Madison)
3	Dever, Bo	WR	6-2	190	So./Fr.	Lake Forest, Ill. (Lake Forest)
9	Dileo, Drew ***	WR	5-10	180	Sr.	Greenwell Springs, La. (Parkview Baptist)
29	Douglas, Ross	DB	5-10	176	Fr.	Avon, Ohio (Avon)
59	Doyle, Jack	LB	6-1	208	Fr.	Grosse Pointe Farms, Mich. (Grosse Pointe South)
64	Duba, Brandon	LS	6-1	227	Fr.	Grandville, Mich. (Grandville)
83	Dukes, Jaron	WR	6-4	190	Fr.	Columbus, Ohio (Marion Franklin)
42	Esterline, Dylan*	TE	6-5	234	Sr./Jr.	Blissfield, Mich. (Blissfield)
73	Fox, Chris	OL	6-6	338	Fr.	Parker, Colo. (Ponderosa)
51	Froelich, Greg	OL	6-2	272	Fr.	Deerfield, Mass. (Deerfield)
87	Funchess, Devin*	TE	6-4	235	So.	Farmington Hills, Mich. (Harrison)
14	Furman, Josh**	S	6-2	202	Sr./Jr.	Annapolis, Md. (Old Mill Senior)
21	Gallon, Jeremy ***	WR	5-8	184	5th	Apopka, Fla. (Apopka)
12	Gant, Allen	S	6-2	212	So./Fr.	Sylvania, Ohio (Southview)
12	Gardner, Devin**	QB	6-4	210	Sr./Jr.	Detroit, Mich. (Inkster)
42	Gedeon, Ben	LB	6-3	236	Fr.	Hudson, Ohio (Hudson)
34	Gibbons, Brendan ***	PK	6-1	243	5th	West Palm Beach, Fla. (Cardinal Newman)
54	Glanda, Jareth**	LS	6-3	256	5th	Rochester Hills, Mich. (Brother Rice)
61	Glasgow, Graham*	OL	6-6	305	Jr./So.	Aurora, Ill. (Marmion Academy)
96	Glasgow, Ryan	DL	6-4	300	So./Fr.	Aurora, Ill. (Marmion Academy)
99	Godin, Matthew	DE	6-6	280	So./Fr.	Novi, Mich. (Detroit Catholic Central)
4	Gordon, Cameron ***	LB	6-3	237	5th	Detroit, Mich. (Inkster)
30	Gordon, Thomas ***	S	5-11	210	5th	Detroit, Mich. (Cass Technical)
27	Green, Derrick	RB	5-11	240	Fr.	Richmond, Va. (Hermitage)
69	Gunderson, Erik**	OL	6-8	306	5th	Milan, Mich. (Milan)
27	Hagerup, Will ***	P	6-4	221	Sr.	Milwaukee, Wis. (Whitefish Bay)
18	Hardison, DeAnthony	RB	5-8	180	So./Fr.	Detroit, Mich. (Crockett Technical)
5	Hayes, Justice*	RB	5-10	192	Jr./So.	Flint, Mich. (Grand Blanc Community)
92	Heitzman, Keith*	DE	6-3	280	Jr./So.	Hilliard, Ohio (Hilliard Davidson)
37	Henderson, Bobby	LB	5-11	227	So./Fr.	Hopewell Junction, NY (John Jay)
69	Henry, Willie	DT	6-3	306	So./Fr.	Cleveland, Ohio (Glenville)

ALPHABETICAL ROSTER

No.	Player	Pos.	Ht.	Wt.	Year/Elig.	Hometown (High School/Previous School)
44	Hill, Delano	DB	6-0	205	Fr.	Detroit, Mich. (Cass Technical)
80	Hill, Khalid	TE	6-2	258	Fr.	Detroit, Mich. (East English Village Preparatory Academy)
24	Hollowell, Delonte**	DB	5-9	180	Jr.	Detroit, Mich. (Cass Technical)
39	Houma, Sione*	FB	6-0	231	So.	Salt Lake City, Utah (Highland)
73	Hurst Jr., Maurice	DT	6-2	270	Fr.	Westwood, Mass. (Xaverian Brothers)
17	Jackson, Jeremy ***	WR	6-3	209	Sr.	Ann Arbor, Mich. (Huron)
52	Jenkins-Stone, Royce*	LB	6-2	225	So.	Detroit, Mich. (Cass Technical)
95	Jocz, Michael	TE	6-4	225	So./Fr.	Novi, Mich (Novi)
20	Johnson, Drake	RB	6-1	213	So./Fr.	Ann Arbor, Mich. (Pioneer)
14	Jones, Da'Mario	WR	6-2	192	Fr.	Westland, Mich. (John Glenn)
67	Kalis, Kyle	OL	6-5	297	So./Fr.	Lakewood, Ohio (St. Edward)
89	Keizer, Jonathan	WR	6-5	212	Jr./So.	Portage, MI (Portage Northern)
36	Kerridge, Joe*	FB	6-0	238	Jr./So.	Traverse City, Mich. (St. Francis)
57	Kugler, Patrick	OL	6-5	287	Fr.	Wexford, Pa. (North Allegheny)
77	Lewan, Taylor ***	OL	6-8	315	5th	Cave Creek, Ariz. (Chaparral)
26	Lewis, Jourdan	DB	5-10	170	Fr.	Detroit, Mich. (Cass Technical)
66	Liesman, Dan	LB	6-2	215	So./Fr.	Lansing, Mich. (Lansing Catholic)
78	Magnuson, Erik	OL	6-6	285	So./Fr.	Carlsbad, Calif. (La Costa Canyon)
70	Mateus, Kristian*	OL	6-7	305	Sr./Jr.	Ada, Mich. (Forest Hills Central)
3	McCray, Mike	LB	6-4	237	Fr.	Trotwood, Ohio (Trotwood-Madison)
46	McGrath, J.J.	K	6-2	241	Fr.	Macomb, Mich. (Lutheran North)
60	Miller, Jack*	OL	6-4	290	Jr./So.	Perrysburg, Ohio (St. John's Jesuit)
91	Mitropoulos-Rundus, Alex	DL	6-2	258	Jr./So.	Ann Arbor, Mich. (Pioneer)
15	Moore, Garrett	QB	6-3	199	Fr.	Detroit, Mich. (Detroit Catholic Central)
48	Morgan, Desmond**	LB	6-1	228	Jr.	Holland, Mich. (West Ottawa)
7	Morris, Shane	QB	6-3	201	Fr.	Warren, Mich. (De La Salle)
23	Norfleet, Dennis*	WR	5-7	169	So.	Detroit, Mich. (Martin Luther King)
53	Ojemudia, Mario*	DE	6-2	250	So.	Farmington Hills, Mich. (Harrison)
94	Paskorz, Jordan*	TE	6-3	255	Sr./Jr.	Gibsonia, Pa. (Hampton)
36	Pearson, AJ	DB	6-0	192	So./Fr.	Johns Creek, Ga. (Northview)
56	Pipkins, Ondre*	DT	6-3	315	So.	Kansas City, Mo. (Park Hill)
63	Pliska, Ben	OL	6-3	276	So./Fr.	Kirkland, Wa. (Lake Washington)
7	Poggi, Henry	DT	6-4	260	Fr.	Baltimore, Md. (Gilman School)
38	Rawls, Thomas**	RB	5-10	217	Jr.	Flint, Mich. (Flint Northern)
85	Reynolds, Joe **	WR	6-1	196	5th	Rochester, Mich. (Rochester Adams)
13	Richardson, Terry*	CB	5-9	167	So.	Detroit, Mich. (Cass Technical)
15	Ross III, James*	LB	6-1	220	So.	Orchard Lake, Mich. (St. Mary's Prep)
47	Ryan, Jake**	LB	6-3	240	Sr./Jr.	Westlake, Ohio (St. Ignatius)
74	Samuelson, Dan	OL	6-5	283	Fr.	Plymouth, Ind. (Plymouth)
75	Schofield, Michael ***	OL	6-7	304	5th	Orland Park, Ill. (Carl Sandburg)
33	Shallman, Wyatt	RB	6-3	237	Fr.	Novi, Mich. (Detroit Catholic Central)
4	Smith, De'Veon	RB	5-11	224	Fr.	Warren, Ohio (Howland)
8	Stribling, Channing	DB	6-2	171	Fr.	Matthews, N.C. (Butler)
50	Strobel, Tom	DE	6-6	265	So./Fr.	Mentor, Ohio (Mentor)
13	Swieca, Alex	QB	6-1	210	Jr./So.	New York, NY (The Frisch School)
43	Sypniewski, Scott	LS	6-1	214	Fr.	Ottawa, Ill. (Marquette)
6	Taylor, Raymon**	DB	5-10	183	Jr.	Detroit, Mich. (Highland Park)
25	Thomas, Dymonte	DB	6-2	190	Fr.	Alliance, Ohio (Marlington)
28	Toussaint, Fitzgerald ***	RB	5-10	200	5th	Youngstown, Ohio (Liberty)
72	Tuley-Tillman, Logan	OL	6-7	300	Fr.	Peoria, Ill. (Manual)
16	Wangler, Jack	WR	6-1	198	Fr.	Royal Oak, Mich. (Shrine Catholic)
76	Washington, Quinton ***	DT	6-4	301	5th	St. Stephen, S.C. (Timberland)
45	Wile, Matt**	K	6-2	216	Jr.	San Diego, Calif. (Francis Parker)
84	Williams, A.J.*	TE	6-6	265	So.	Cincinnati, Ohio (Sycamore)
22	Wilson, Jarrod*	S	6-2	200	So.	Akron, Ohio (Buchtel)
43	Wormley, Chris	DE	6-5	289	So./Fr.	Toledo, Ohio (Whitmer)
81	York, Csont'e	WR	6-3	180	Fr.	Harper Woods, Mich. (Chandler Park Academy)

NUMERICAL ROSTER

No.	Player	Pos.
45	Wile, Matt**	K
46	McGrath, J.J.	K
47	Ryan, Jake**	LB
48	Morgan, Desmond**	LB
49	Anlauf, Brad	WR
50	Strobel, Tom	DE
51	Froelich, Greg	OL
52	Jenkins-Stone, Royce*	LB
53	Ojemudia, Mario*	DE
54	Glanda, Jareth**	LS
54	Ash, Richard*	DT
55	Black, Jibreel ***	DT
55	Dawson, David	OL
56	Burzynski, Joey**	OL
56	Pipkins, Ondre*	DT
57	Clark, Frank**	DE
57	Kugler, Patrick	OL
58	Bryant, Chris	OL
59	Doyle, Jack	LB
60	Miller, Jack*	OL
61	Glasgow, Graham*	OL
62	Bars, Blake	OL
63	Pliska, Ben	OL
64	Duba, Brandon	LS
65	Bosch, Kyle	OL
66	Liesman, Dan	LB
67	Kalis, Kyle	OL
69	Gunderson, Erik**	OL
69	Henry, Willie	DT
70	Mateus, Kristian*	OL
71	Braden, Ben	OL
72	Tuley-Tillman, Logan	OL
73	Fox, Chris	OL
73	Hurst Jr., Maurice	DT
74	Samuelson, Dan	OL
75	Schofield, Michael ***	OL
76	Washington, Quinton ***	DT
77	Lewan, Taylor ***	OL
78	Magnuson, Erik	OL
80	Hill, Khalid	TE
81	York, Csont'e	WR
82	Darboh, Amara*	WR
83	Dukes, Jaron	WR
84	Williams, A.J.*	TE
85	Reynolds, Joe **	WR
86	Chesson, Jehu	WR
87	Funchess, Devin*	TE
88	Butt, Jake	TE
89	Keizer, Jonathan	WR
91	Mitropoulos-Rundus, Alex	DL
91	Allen, Kenneth	K/P
92	Heitzman, Keith*	DE
94	Paskorz, Jordan*	TE
95	Jocz, Michael	TE
96	Glasgow, Ryan	DL
97	Beyer, Brennen*	LB
99	Godin, Matthew	DE

2013 ROSTER BREAKDOWN

ROSTER BY STATE

No.	Player	Pos.
Arizona (1)		
77	Lewan, Taylor ***	OL
California(3)		
56	Burzynski, Joey **	OL
78	Magnuson, Erik	OL
45	Wile, Matt **	K
Colorado (1)		
73	Fox, Chris	OL
Florida(3)		
54	Ash, Richard*	DT
21	Gallon, Jeremy ***	WR
34	Gibbons, Brendan ***	PK
Georgia (1)		
36	Pearson, AJ	DB
Illinois (9)		
49	Anlauf, Brad	WR
65	Bosch, Kyle	OL
58	Bryant, Chris	OL
3	Dever, Bo	WR
61	Glasgow, Graham*	OL
96	Glasgow, Ryan	DL
75	Schofield, Michael ***	OL
43	Sypniewski, Scott	LS
72	Tuley-Tillman, Logan	OL
Indiana (1)		
74	Samuelson, Dan	OL
Iowa (1)		
82	Darboh, Amara*	WR
Kentucky (1)		
34	Clark, Jeremy	S
Louisiana (1)		
9	Dileo, Drew ***	WR
Maryland (3)		
18	Countess, Blake *	DB
14	Furman, Josh **	S
7	Poggi, Henry	DT
Massachusetts (2)		
51	Froelich, Greg	OL
73	Hurst Jr., Maurice	DT
Michigan (48)		
91	Allen, Kenny	K/P
32	Austin, Shaun	DB
31	Benda, Nick	LB
97	Beyer, Brennen **	LB
71	Braden, Ben	OL
41	Capatina, Anthony	WR
6	Cleary, Brian	QB
55	Dawson, David	OL
59	Doyle, Jack	LB
64	Duba, Brandon	LS
42	Esterline, Dylan*	TE
87	Funchess, Devin*	TE
12	Gardner, Devin **	QB
54	Glanda, Jareth **	LS
99	Godin, Matthew	DE
4	Gordon, Cameron ***	LB
30	Gordon, Thomas ***	S
69	Gunderson, Erik **	OL
18	Hardison, DeAnthony	RB
5	Hayes, Justice*	RB
44	Hill, Delano	DB
80	Hill, Khalid	TE
24	Hollowell, Delonte **	DB
17	Jackson, Jeremy ***	WR
52	Jenkins-Stone, Royce*	LB
95	Jocz, Michael	TE

ROSTER BY POSITION

Quarterback

No.	Player	Pos.	Ht.	Wt.	Year/Elig.	Hometown (High School/Previous School)
8	Bellomy, Russell *	QB	6-3	215	Jr./Sr.	Arlington, Texas (Martin)
6	Cleary, Brian	QB	6-3	209	So./Fr.	Detroit, Mich. (Detroit Jesuit)
12	Gardner, Devin **	QB	6-4	210	Sr./Jr.	Detroit, Mich. (Inkster)
15	Moores, Garrett	QB	6-3	199	Fr.	Detroit, Mich. (Detroit Catholic Central)
7	Morris, Shane	QB	6-3	201	Fr.	Warren, Mich. (De La Salle)
13	Swieca, Alex	QB	6-1	210	Jr./So.	New York, NY (The Frisch School)

Running Back

27	Green, Derrick	RB	5-11	240	Fr.	Richmond, Va. (Hermitage)
18	Hardison, DeAnthony	RB	5-8	185	So./Fr.	Detroit, Mich. (Crockett Technical)
5	Hayes, Justice *	RB	5-10	192	Jr./So.	Flint, Mich. (Grand Blanc Community)
39	Houma, Sione *	FB	6-0	231	So.	Salt Lake City, Utah (Highland)
20	Johnson, Drake	RB	6-1	213	So./Fr.	Ann Arbor, Mich. (Pioneer)
36	Kerridge, Joe *	FB	6-0	241	Jr./So.	Traverse City, Mich. (St. Francis)
38	Rawls, Thomas **	RB	5-10	217	Jr./So.	Flint, Mich. (Flint Northern)
33	Shallman, Wyatt	RB	6-3	237	Fr.	Novi, Mich. (Detroit Catholic Central)
4	Smith, De'Veon	RB	5-11	224	Fr.	Warren, Ohio (Howland)
28	Toussaint, Fitzgerald ***	RB	5-10	200	5th	Youngstown, Ohio (Liberty)

Wide Receiver

49	Anlauf, Brad	WR	6-4	187	So./Fr.	Hinsdale, Ill. (Hinsdale Central)
41	Capatina, Anthony	WR	5-9	182	Sr./Jr.	Novi, Mich. (Detroit Catholic Central)
86	Chesson, Jehu	WR	6-3	196	So./Fr.	St. Louis, Mo. (Ladue Horton Watkins)
82	Darboh, Amara *	WR	6-2	212	So.	West Des Moines, Iowa (Dowling Catholic)
3	Dever, Bo	WR	6-2	190	So./Fr.	Lake Forest, Ill. (Lake Forest)
9	Dileo, Drew ***	WR	5-10	180	Sr.	Greenwell Springs, La. (Parkview Baptist)
83	Dukes, Jaron	WR	6-4	190	Fr.	Columbus, Ohio (Marion Franklin)
21	Gallon, Jeremy ***	WR	5-8	184	5th	Apopka, Fla. (Apopka)
17	Jackson, Jeremy ***	WR	6-3	209	Sr.	Ann Arbor, Mich. (Huron)
14	Jones, Da'Mario	WR	6-2	192	Fr.	Westland, Mich. (John Glenn)
89	Keizer, Jonathan	WR	6-5	212	Jr./So.	Portage, MI (Portage Northern)
23	Norfleet, Dennis *	WR	5-7	169	So.	Detroit, Mich. (Martin Luther King)
85	Reynolds, Joe **	WR	6-1	196	5th	Rochester, Mich. (Rochester Adams)
16	Wangler, Jack	WR	6-1	199	Fr.	Royal Oak, Mich. (Shrine Catholic)
81	York, Csont'e	WR	6-3	180	Fr.	Harper Woods, Mich. (Chandler Park Academy)

Tight End

88	Butt, Jake	TE	6-6	237	Fr.	Pickerington, Ohio (Pickerington North)
42	Esterline, Dylan *	TE	6-5	234	Sr./Jr.	Blissfield, Mich. (Blissfield)
87	Funchess, Devin *	TE	6-4	235	So.	Farmington Hills, Mich. (Harrison)
80	Hill, Khalid	TE	6-2	258	Fr.	Detroit, Mich. (East English Village Preparatory Academy)
95	Jocz, Michael	TE	6-4	225	So./Fr.	Novi, Mich (Novi)
94	Paskorz, Jordan *	TE	6-3	255	Sr./Jr.	Gibsonia, Pa. (Hampton)
84	Williams, A.J. *	TE	6-6	265	So.	Cincinnati, Ohio (Sycamore)

Offensive Line

62	Bars, Blake	OL	6-5	291	So./Fr.	Nashville, Tenn. (Montgomery Bell Academy)
65	Bosch, Kyle	OL	6-5	302	Fr.	St. Charles, Ill. (St. Francis)
71	Braden, Ben	OL	6-6	318	So./Fr.	Rockford, Mich. (Rockford)
58	Bryant, Chris	OL	6-4	316	Jr./So.	Chicago, Ill. (Simeon)
56	Burzynski, Joey **	OL	6-1	293	Sr./Jr.	Carlsbad, Calif. (Carlsbad)
55	Dawson, David	OL	6-4	297	Fr.	Detroit, Mich. (Cass Technical)
73	Fox, Chris	OL	6-6	338	Fr.	Parker, Colo. (Ponderosa)
51	Froelich, Greg	OL	6-3	295	Fr.	Deerfield, Mass. (Deerfield)
61	Glasgow, Graham*	OL	6-6	303	Jr./So.	Aurora, Ill. (Marmion Academy)
69	Gunderson, Erik **	OL	6-8	306	5th	Milan, Mich. (Milan)
67	Kalis, Kyle	OL	6-5	302	So./Fr.	Lakewood, Ohio (St. Edward)
57	Kugler, Patrick	OL	6-5	287	Fr.	Wexford, Penn. (North Allegheny)
77	Lewan, Taylor ***	OL	6-8	315	5th	Cave Creek, Ariz. (Chaparral)
78	Magnuson, Erik	OL	6-6	285	So./Fr.	Carlsbad, Calif. (La Costa Canyon)
70	Mateus, Kristian *	OL	6-7	305	Sr./Jr.	Ada, Mich. (Forest Hills Central)
60	Miller, Jack *	OL	6-4	290	Jr./So.	Perrysburg, Ohio (St. John's Jesuit)
63	Pliska, Ben	OL	6-3	276	So./Fr.	Kirkland, Wa. (Lake Washington)
74	Samuelson, Dan	OL	6-5	283	Fr.	Plymouth, Ind. (Plymouth)
75	Schofield, Michael ***	OL	6-7	304	5th	Orland Park, Ill. (Carl Sandburg)
72	Tuley-Tillman, Logan	OL	6-7	300	Fr.	Peoria, Ill. (Manual)

ROSTER BY POSITION

Defensive Line

54	Ash, Richard*	DT	6-3	314	Sr./Jr.	Pahokee, Fla. (Pahokee)
55	Black, Jibreel ***	DT	6-2	278	Sr./Jr.	Cincinnati, Ohio (Wyoming)
33	Charlton, Taco	DE	6-6	270	Fr.	Pickerington, Ohio (Central)
57	Clark, Frank **	DE	6-2	273	Jr.	Cleveland, Ohio (Glenville)
96	Glasgow, Ryan	DT	6-4	300	So./Fr.	Aurora, Ill. (Marmion Academy)
99	Godin, Matthew	DE	6-6	280	So./Fr.	Novi, Mich. (Detroit Catholic Central)
92	Heitzman, Keith*	DE	6-3	280	Jr./So.	Hilliard, Ohio (Hilliard Davidson)
69	Henry, Willie	DT	6-3	306	So./Fr.	Cleveland, Ohio (Glenville)
73	Hurst Jr., Maurice	DT	6-2	270	Fr.	Westwood, Mass. (Xaverian Brothers)
91	Mitropoulos-Rundus, Alex	DT	6-2	250	Jr./So.	Ann Arbor, Mich. (Pioneer)
53	Ojemudia, Mario*	DE	6-2	250	So.	Farmington Hills, Mich. (Harrison)
56	Pipkins, Ondre*	DT	6-3	315	So.	Kansas City, Mo. (Park Hill)
7	Poggi, Henry	DT	6-4	260	Fr.	Baltimore, Md. (Gilman School)
50	Strobel, Tom	DE	6-6	265	So./Fr.	Mentor, Ohio (Mentor)
76	Washington, Quinton ***	DT	6-4	301	5th	St. Stephen, S.C. (Timberland)
43	Wormley, Chris	DE	6-5	289	So./Fr.	Toledo, Ohio (Whitmer)

Linebacker

31	Benda, Nick	LB	6-0	210	So./Fr.	Champion, Mich. (Westwood)
97	Beyer, Brennen **	LB	6-3	250	Jr.	Canton, Mich. (Plymouth)
35	Bolden, Joe*	LB	6-3	225	So.	Cincinnati, Ohio (Colerain)
59	Doyle, Jack	LB	6-1	208	Fr.	Grosse Pointe Farms, Mich. (Grosse Pointe South)
42	Gedeon, Ben	LB	6-3	236	Fr.	Hudson, Ohio (Hudson)
4	Gordon, Cameron ***	LB	6-3	237	5th	Detroit, Mich. (Inkster)
37	Henderson, Bobby	LB	5-11	227	So./Fr.	Hopewell Junction, NY (John Jay)
52	Jenkins-Stone, Royce*	LB	6-2	225	So.	Detroit, Mich. (Cass Technical)
66	Liesman, Dan	LB	6-2	215	So./Fr.	Lansing, Mich. (Lansing Catholic)
3	McCray, Mike	LB	6-4	237	Fr.	Trotwood, Ohio (Trotwood-Madison)
48	Morgan, Desmond**	LB	6-1	228	Jr./So.	Holland, Mich. (West Ottawa)
15	Ross III, James *	LB	6-1	220	So.	Orchard Lake, Mich. (St. Mary's Prep)
47	Ryan, Jake **	LB	6-3	240	Sr./Jr.	Westlake, Ohio (St. Ignatius)

Secondary

32	Austin, Shaun	S	6-1	191	So./Fr.	Plymouth, Mich. (Plymouth)
11	Avery, Courtney ***	CB	5-11	175	Sr./Jr.	Mansfield, Ohio (Lexington)
34	Clark, Jeremy	S	6-4	205	So./Fr.	Madisonville, Ky. (Madisonville North Hopkins)
18	Countess, Blake *	CB	5-10	182	Jr./So.	Owings Mills, Md. (Our Lady of Good Counsel)
20	Dawson, Reon	DB	6-2	170	Fr.	Trotwood, Ohio (Trotwood-Madison)
29	Douglas, Ross	DB	5-10	176	Fr.	Avon, Ohio (Avon)
14	Furman, Josh **	S	6-2	202	Sr./Jr.	Annapolis, Md. (Old Mill Senior)
12	Gant, Allen	S	6-2	212	So./Fr.	Sylvania, Ohio (Southview)
30	Gordon, Thomas ***	S	5-11	210	5th	Detroit, Mich. (Cass Technical)
44	Hill, Delano	DB	6-0	205	Fr.	Detroit, Mich. (Cass Technical)
24	Hollowell, Delonte **	CB	5-9	180	Jr.	Detroit, Mich. (Cass Technical)
26	Lewis, Jourdan	DB	5-10	170	Fr.	Detroit, Mich. (Cass Technical)
36	Pearson, AJ	DB	6-0	199	So./Fr.	Johns Creek, Ga. (Northview)
13	Richardson, Terry*	CB	5-9	167	So.	Detroit, Mich. (Cass Technical)
8	Stribling, Channing	DB	6-2	171	Fr.	Matthews, N.C. (Butler)
6	Taylor, Raymon **	CB	5-10	186	Jr.	Detroit, Mich. (Highland Park)
25	Thomas, Dymonte	DB	6-2	190	Fr.	Alliance, Ohio (Marlington)
22	Wilson, Jarrod*	S	6-2	200	So.	Akron, Ohio (Buchtel)

Specialists

91	Allen, Kenny	K/P	6-3	226	So./Fr.	Fenton, Mich. (Fenton)
64	Duba, Brandon	LS	6-1	227	Fr.	Grandville, Mich. (Grandville)
34	Gibbons, Brendan ***	PK	6-1	240	5th	West Palm Beach, Fla. (Cardinal Newman)
54	Glanda, Jareth **	LS	6-3	256	5th	Rochester Hills, Mich. (Brother Rice)
27	Hagerup, Will ***	P	6-4	227	Sr.	Milwaukee, Wis. (Whitefish Bay)
46	McGrath, J.J.	K	6-2	249	Fr.	Macomb, Mich. (Lutheran North)
43	Sypniewski, Scott	LS	6-1	214	Fr.	Ottawa, Ill. (Marquette)
45	Wile, Matt **	PK	6-2	216	Jr.	San Diego, Calif. (Francis Parker)

20	Johnson, Drake	RB
14	Jones, Da'Mario	WR
89	Keizer, Jonathan	WR
36	Kerridge, Joe*	FB
26	Lewis, Jourdan	DB
66	Liesman, Dan	LB
70	Mateus, Kristian*	OL
46	McGrath, J.J.	K
91	Mitropoulos-Rundus, Alex	DL
48	Morgan, Desmond **	LB
15	Moore, Garrett	QB
7	Morris, Shane	QB
23	Norfleet, Dennis*	WR
53	Ojemudia, Mario*	DE
38	Rawls, Thomas **	RB
85	Reynolds, Joe **	WR
13	Richardson, Terry*	CB
15	Ross III, James*	LB
33	Shallman, Wyatt	RB
6	Taylor, Raymon **	DB
16	Wangler, Jack	WR
81	York, Csont'e	WR
Missouri (2)		
86	Chesson, Jehu	WR
56	Pipkins, Ondre*	DT
New York (2)		
37	Henderson, Bobby	LB
13	Swieca, Alex	QB
North Carolina (1)		
8	Stribling, Channing	DB
Ohio (24)		
11	Avery, Courtney ***	CB
55	Black, Jibreel ***	DE
35	Bolden, Joe*	LB
88	Butt, Jake	TE
33	Charlton, Taco	DE
57	Clark, Frank **	DE
20	Dawson, Reon	DB
29	Douglas, Ross	DB
83	Dukes, Jaron	WR
12	Gant, Allen	S
42	Gedeon, Ben	LB
92	Heitzman, Keith*	DE
69	Henry, Willie	DT
67	Kalis, Kyle	OL
3	McCray, Mike	LB
60	Miller, Jack*	OL
47	Ryan, Jake**	LB
4	Smith, De'Veon	RB
50	Strobel, Tom	DE
25	Thomas, Dymonte	DB
28	Toussaint, Fitzgerald ***	RB
84	Williams, A.J.*	TE
22	Wilson, Jarrod*	S
43	Wormley, Chris	DE
Pennsylvania (2)		
94	Paskorz, Jordan*	TE
57	Kugler, Patrick	OL
South Carolina (1)		
76	Washington, Quinton ***	DT
Tennessee (1)		
62	Bars, Blake	OL
Texas (1)		
8	Bellomy, Russell*	QB
Utah (1)		
39	Houma, Sione*	FB
Virginia (1)		
27	Green, Derrick	RB
Washington (1)		
63	Pliska, Ben	OL
Wisconsin (1)		
27	Hagerup, Will***	P

HEAD COACH BRADY HOKE



Conference Championships

MAC WEST (2007, 2008)

Coach of the Year Honors

- National - Maxwell Football Club (2011)
- Big Ten - Hayes-Schembechler (Coaches - 2011)
- Big Ten - Dave McClain (Media - 2011, Media)
- MWC (2010)
- AFCA FBS Region 3 (2008)
- MAC (2008)

At a Glance

Born: November 3, 1958 in Kettering, Ohio
 High School: Fairmont East (1977)
 College: Ball State, B.S., 1982
 Wife: Laura
 Children: Kelly

Brady Hoke: Head Coach ■ Ball State (1982) Michigan W-L: 19-7 Second Season Big Ten W-L: 12-4

Brady Hoke was named the 19th head coach in University of Michigan football history on Jan. 11, 2011. A former assistant coach at U-M (1995-2002), Hoke has led the Wolverines to a 19-7 record (12-4 Big Ten) in his first two seasons as head coach. Hoke led the Wolverines to an 11-2 record (6-2 Big Ten) and Allstate Sugar Bowl victory in his first season at the helm, while U-M finished the regular season 8-5 (6-2 Big Ten) to earn a bid to the Outback Bowl in 2012.

Hoke had previous head coaching stints at San Diego State from 2009-10, where he earned a 13-12 record, and his alma mater, Ball State, where he went 34-38 from 2003-08. Collectively, Hoke is 66-56 in 10 seasons as a head coach.

Hoke's first-season success in Ann Arbor was acknowledged across the country. He was named the Maxwell Football Club Collegiate Coach of the Year and was named a finalist for three other national Coach of the Year honors: Bear Bryant, Eddie Robinson and Liberty Mutual. The Big Ten Conference's coaches voted Hoke as the inaugural recipient of the Hayes-Schembechler Coach of the Year award, while the Big Ten media named him the Dave McClain Coach of the Year.

With four wins more than the 2010 squad (7-6), Hoke and the Wolverines tied Fielding Yost's 1901 team as the only two teams with a four-win improvement from the previous season. Yost's 1901 team went 11-0 following a 7-2-1 1900 season.

Only the legendary Yost precedes Hoke as a Michigan head coach to win 10 games in his first season. Hoke also became the fifth Big Ten coach to win at least 10 games in his first season as head coach, and became the third U-M coach to win his first six games (Fielding Yost-1901, Bennie Oosterbaan-1948). Nationally, Hoke became one of eight coaches to direct a team to a BCS bowl in his first season, while he became the third coach to direct a team to a BCS bowl victory in his first season. Hoke also became the first Michigan head coach to go undefeated at home in his first two seasons since Fielding Yost in 1901-02. The Wolverines were a perfect 8-0 at Michigan Stadium in 2011 and 6-0 at the Big House in 2012.

Since Hoke's arrival, the defense has improved from a unit that in 2010 ranked 108th in the Football Bowl Subdivision in scoring defense and 110th in yards allowed to one that ranked 11th in total defense and 16th in scoring defense in 2012. The unit also ranked second in passing defense, surrendering 155.2 yards per game, and it did

not allow at 200-yard passer during the regular season. Meanwhile, the offense continued its scoring pace in 2012 by averaging 30 points per game after scoring 33.3 points per game in 2011.

Ten Wolverines have earned All-Big Ten distinction in two seasons under Hoke, including back-to-back Big Ten Rimington-Pace Offensive Lineman of the Year winners in center David Molk (2011) and left tackle Taylor Lewan (2012). Molk and Lewan each earned All-America honors in those years, while Molk also was named the 2011 Rimington Trophy recipient.

The 2010 Mountain West Conference Coach of the Year, Hoke guided the Aztecs to a 9-4 record, marking the most victories since 1996 (8) while earning the program's first trip to a bowl game in 12 years, a 35-14 victory over Navy. Six of his players earned All-MWC first team honors in 2010, including running back Ronnie Hillman, the league's Freshman of the Year. Seven additional players earned second -team (4) honors and honorable mention (3). In 2009, Hoke's first season at San Diego State, five players were named to All-MWC teams, while 11 were MWC All-Academic selections.

As head coach at Ball State, he mentored players to 35 All-MAC selections in six years en route to a pair of bowl game appearances in 2007 and '08. The 2008 season marked the best season in program history, recording a school-record 12 wins and completing an undefeated Mid-American Conference regular-season campaign.

Collectively, Hoke has 30 years of collegiate coaching experience beginning with assistant positions at Grand Valley State (1983), Western Michigan (1984-86), Toledo (1987-88), Oregon State (1989-94) and Michigan (1995-2002). A defensive line coach at U-M, Hoke was part of three Big Ten champion teams (1997, '98, 2000), including the 1997 national champion and Rose Bowl winning squad. During his tenure, U-M posted a 76-23 overall record, claiming at least 10 victories on four occasions.

A 1982 graduate of Ball State University, Hoke earned four letters (1977-80) with the Cardinals. He was part of the only two teams in Ball State football history to post undefeated conference seasons: as a player in 1978, and as the head coach in 2008. Hoke led Ball State to the 1978 MAC championship, and as a team captain in 1980 earned All-MAC second-team honors. He graduated from Fairmont East High School in Kettering, Ohio, in 1977.

He and his wife, the former Laura Homberger, have one daughter, Kelly.

BRADY HOKE'S YEAR-BY-YEAR COACHING RECORD

YEAR	SCHOOL	RECORD	CONFERENCE RECORD	POST-SEASON
2012	Michigan	8-5	6-2 Big Ten	Outback Bowl (vs. South Carolina/L, 33-28)
2011	Michigan	11-2	6-2 Big Ten	Sugar Bowl (vs. Virginia Tech/W, 23-20 ot)
2010	San Diego State	9-4	5-3 MWC	Poinsettia Bowl (vs. Navy/W, 35-14)
2009	San Diego State	4-8	2-6 MWC	
2008	Ball State	12-1	8-0 MAC	MAC West champion, * Did not coach GMAC Bowl (vs. Tulsa/L, 45-13)
2007	Ball State	7-6	5-2 MAC	MAC West co-champ, International Bowl (vs. Rutgers/L, 52-30)
2006	Ball State	5-7	5-3 MAC	
2005	Ball State	4-7	4-4 MAC	
2004	Ball State	2-9	2-6 MAC	
2003	Ball State	4-8	3-5 MAC	
U-M	2 Seasons	19-7	12-4 Big Ten	
SDSU	2 Seasons	13-12	7-9 MWC	
BSU	6 Seasons	34-38	27-20 MAC	
TOTAL	10 Seasons	66-57	46-33 Conference	

BRADY HOKE'S MILESTONE WINS

Win	Opponent	Site	Date
1	Ball State 31, Indiana State 7	H	8/28/2003
10	Ball State 26, Eastern Michigan 25	A	11/12/2005
20	Ball State 27, Western Michigan 23	A	10/20/2007
30	Ball State 38, Eastern Michigan 16	H	10/25/2008
40	San Diego State 41, New Mexico St.	A	9/11/2010
50	Michigan 31, Eastern Michigan 3	H	9/17/2011

U-M SUPERLATIVES UNDER BRADY HOKE

Overall:	19-7
At Home:	14-0
On the Road:	4-5
Neutral:	1-2
By Month:	
August:	0-0
September:	6-2
October:	6-2
November:	6-2
December:	0-0
January:	1-1
When Scoring First:	11-1
When Opponent Scored First:	8-6
When Scoring 20 or More Points:	18-2
When Scoring Less Than 20 Points:	1-5
When Leading at the Half:	15-1
When Trailing at the Half:	3-5
When Tied at the Half:	1-1
When Leading after 3 Quarters:	15-1
When Trailing after 3 Quarters:	3-6
When Tied after 3 Quarters:	0-0
In Overtime:	2-0
When Outrushing the Opponent:	15-2
With 35 or More Rushing Attempts:	13-5
With Less Than 30 Passing Attempts:	16-4
When Leading in Time of Possession:	12-4
When Trailing in Time of Possession:	7-3
On Turf:	17-4
On Grass:	2-3
When Leading in Takeaway/Turnover Ratio:	8-1
When Even in Takeaway/Turnover Ratio:	5-0
When Trailing in Takeaway/Turnover Ratio:	6-6
With an Individual 100-Yard Rusher:	12-2
With an Individual 200-Yard Passer:	7-2
250-Yard Passer:	5-0
With an Individual 100-Yard Receiver:	5-2
With an Individual Opponent 100-Yard Rusher:	4-5
With an Individual Opponent 200-Yard Passer:	5-1
250-Yard Passer:	3-0
With an Individual Opponent 100-Yard Receiver:	4-1



AL BORGES

Offensive Coordinator/QB



DARRELL FUNK

Offensive Line



FRED JACKSON

Running Backs



JEFF HECKLINSKI

Wide Receivers



DAN FERRIGNO

Special Teams/Tight Ends



GREG MATTISON

Defensive Coordinator/DL



ROY MANNING

Outside Linebackers



MARK SMITH

Inside Linebackers



CURT MALLORY

Secondary



AARON WELLMAN

Strength and Conditioning

RECORD VERSUS OPPONENTS

Conf./Team	Record
Big Ten	
Illinois	2-1
Indiana	1-2
Iowa	1-2
Michigan	0-1
Michigan State	1-1
Minnesota	2-0
Nebraska	1-1
Northwestern	2-0
Ohio State	1-1
Purdue	2-2
Totals	13-11

MAC	
Akron	2-1
Bowling Green	0-3
Buffalo	2-1
Central Florida	1-0
Central Michigan	2-4
Eastern Michigan	5-2
Kent State	3-0
Massachusetts	1-0
Miami	2-2
Northern Illinois	3-3
Ohio	0-1
Toledo	4-2
Western Michigan	5-2
Totals	30-21

Independent	
Navy	3-0
Notre Dame	1-1
Total	4-1

Mountain West	
Air Force	2-1
BYU	0-2
Colorado State	2-0
New Mexico	2-0
San Diego State	1-0
TCU	0-2
UNLV	1-1
Utah	0-2
Wyoming	1-1
Total	9-9

Big 12	
Missouri	0-3
Nebraska	0-1
Totals	0-4

Big East	
Boston College	0-2
Pittsburgh	0-1
Rutgers	0-1
Virginia Tech	1-0
Totals	1-4

ACC	
Boston College	0-1

SEC	
Alabama	0-1
Auburn	0-1
South Carolina	0-1
Total	0-3

Sun Belt	
Western Kentucky	2-0

PAC 12	
UCLA	0-1

WAC	
Idaho	0-1
New Mexico State	2-0
Utah State	1-0
Total	3-1

FCS	
Nicholls State	1-0
Southern Utah	1-0
Indiana State	1-0
North Dakota State	0-1
Northeastern	1-0
Total	4-1

Totals	66-57
---------------	--------------

INDIVIDUAL CAREER BESTS

TOP STATISTICAL LEADERS

Rushing

2012: Fitzgerald Toussaint (130 carries, 514 yards, 4.0 avg., 5 TDs)

Career: Fitzgerald Toussaint (325 carries, 1,642 yards, 5.1 avg., 15 TDs)

Passing

2012: Devin Gardner (75-126, 1,219 yards, 11 TDs, 5 Ints.)

Career: Devin Gardner (93-159, 1,480 yards, 13 TDs, 6 Ints.)

Receiving

2012: Jeremy Gallon (49 for 829 yards, 16.9 avg., 4 TDs)

Career: Jeremy Gallon (84 for 1,331 yards, 15.8 avg., 8 TDs)

Punt Returns

2012: Jeremy Gallon (12 for 66 yards, 5.5 avg., 0 TD)

Career: Jeremy Gallon (41 for 301 yards, 7.3 avg., 0 TD)

Kickoff Returns

2012: Dennis Norfleet (35 for 827 yards, 23.6 avg., 0 TD)

Career: Dennis Norfleet (35 for 827 yards, 23.6 avg., 0 TD)

Punting

2012: Matt Wile (12 for 431 yards, 35.9 avg., 9 I20)

Career: Matt Wile (29 for 1,138 yards, 39.2 avg., 13 I20)

Field Goals

2012: Brendan Gibbons (16-18)

Career: Brendan Gibbons (30-40, long 52 yards)

Tackles

2012: Jake Ryan (88; 56 solos, 32 assists)

Career: Thomas Gordon (171; 100 solos, 71 assists)

Tackles for Loss

2012: Jake Ryan (16.0 for 71 yards)

Career: Jake Ryan (27 for 124 yards)

Sacks

2012: Jake Ryan (4.5 for 35 yards)

Career: Jake Ryan (7.5 for 43 yards)

Interceptions

2012: Raymon Taylor (2 for 70 yards) and Thomas Gordon (2 for 19 yards)

Career: Cam Gordon (3 for 35 yards) and Thomas Gordon (3 for 19 yards)

Pass Breakups

2012: Frank Clark and Jake Ryan (3)

Career: Courtney Avery (8)

RUSHING

Devin Gardner

Attempts: 12, vs. South Carolina (Jan. 1, 2013)

Yards: 47, vs. Northwestern (Nov. 10, 2012)

TDs: 3, vs. Iowa (Nov. 17, 2012)

Long: 19, three times, last vs. South Carolina (Jan. 1, 2013)

Thomas Rawls

Attempts: 16, at Minnesota (Nov. 3, 2012)

Yards: 90, vs. Illinois (Oct. 13, 2012)

TDs: 1, four times, last vs. Northwestern (Nov. 10, 2012)

Long: 63, vs. Illinois (Oct. 13, 2012)

Fitzgerald Toussaint

Attempts: 29, vs. Nebraska (Nov. 19, 2011)

Yards: 192, at Illinois (Nov. 12, 2011)

TDs: 2, 5 times, last at Purdue (Oct. 6, 2012)

Long: 65, at Illinois (Nov. 12, 2011)

PASSING

Russell Bellomy

Attempts: 16, at Nebraska (Oct. 27, 2012)

Completions: 3, at Nebraska (Oct. 27, 2012)

Yards: 38, at Nebraska (Oct. 27, 2012)

TDs: None

Long: 15, at Nebraska (Oct. 27, 2012)

Devin Gardner

Attempts: 36, vs. South Carolina (Jan. 1, 2013)

Completions: 18, twice, last vs. South Carolina (Jan. 1, 2013)

Yards: 314, vs. Iowa (Nov. 17, 2012)

TDs: 3, last vs. South Carolina (Jan. 1, 2013)

Long: 75, at Ohio State (Nov. 24, 2012)

RECEIVING

Drew Dileo

Catches: 4, twice, last at Minnesota (Nov. 3, 2012)

Yards: 92, vs. Michigan State (Oct. 20, 2012)

TDs: 1, three times, last at Minnesota (Nov. 3, 2012)

Long: 66, vs. Massachusetts (Sept. 15, 2012)

Jeremy Gallon

Catches: 9, vs. South Carolina (Jan. 1, 2013)

Yards: 145, vs. South Carolina (Jan. 1, 2013)

TDs: 2, vs. South Carolina (Jan. 1, 2013)

Long: 71, twice, last vs. Illinois (Oct. 13, 2012)

Devin Gardner

Catches: 5, vs. Air Force (Sept. 8, 2012)

Yards: 63, vs. Air Force (Sept. 8, 2012)

TDs: 1, three times, last vs. Massachusetts (Sept. 15, 2012)

Long: 44, vs. Alabama (Sept. 1, 2012)

Jeremy Jackson

Catches: 2, four times, last at Nebraska (Oct. 27, 2012)

Yards: 31, at Ohio State (Nov. 27, 2010)

TDs: None

Long: 22, at Ohio State (Nov. 27, 2010)

Joe Reynolds

Catches: 3, vs. Iowa (Nov. 17, 2012)

Yards: 22, vs. Iowa (Nov. 17, 2012)

TDs: None

Long: 12, vs. Iowa (Nov. 17, 2012)

DEFENSE

Courtney Avery

Tackles: 7, vs. Wisconsin (Nov. 20, 2010)

Solos: 5, at Purdue (Nov. 13, 2010)

Asst: 4, vs. Wisconsin (Nov. 20, 2010)

TFLs: 1.0, twice, last vs. Air Force (Sept. 8, 2012)

Sacks: 0.5, vs. Purdue (Oct. 29, 2011)

Int.: 1, twice, last vs. Ohio State (Nov. 26, 2011)

FR: 1, three times, last at Minnesota (Nov. 3, 2012)

PBUs: 2, vs. Bowling Green (Sept. 25, 2010)

Brennen Beyer

Tackles: 4, twice, last at Nebraska (Oct. 27, 2012)

Solos: 3, vs. Michigan State (Oct. 20, 2012)

Asst: 3, at Ohio State (Nov. 24, 2012)

TFLs: 0.5, vs. South Carolina (Jan. 1, 2013)

Sacks: None

Int.: None

FR: None

PBUs: None

Jibreel Black

Tackles: 4, vs. Eastern Washington (Sept. 17, 2011)

Solos: 3, two times, last vs. Eastern Michigan (Sept. 17, 2011)

Asst: 2, two times, last vs. Western Michigan (Sept. 3, 2011)

TFLs: 2, vs. Massachusetts (Sept. 15, 2012)

Sacks: 1, three times, last at Ohio State (Nov. 24, 2012)

Int.: None

FR: None

PBUs: None

Joe Bolden

Tackles: 10, vs. Air Force (Sept. 8, 2012)

Solos: 5, vs. Iowa (Nov. 17, 2012)

Asst: 6, vs. Air Force (Nov. 17, 2012)

TFLs: 2.0, vs. Iowa (Nov. 17, 2012)

Sacks: 1.0, vs. Massachusetts (Sept. 15, 2012)

Int.: None

FR: 1, vs. Northwestern (Nov. 10, 2012)

PBUs: None

Frank Clark

Tackles: 5, vs. Virginia Tech (Jan. 3, 2012)

Solos: 3, at Minnesota (Nov. 3, 2012)

Asst: 4, twice, vs. Virginia Tech (Jan. 3, 2012)

TFLs: 2, three times, last at Ohio State (Nov. 24, 2012)

Sacks: 1, two times, last at Ohio State (Nov. 24, 2012)

Int.: 1, vs. Virginia Tech (Jan. 3, 2012)

FR: 1, at Ohio State (Nov. 24, 2012)

PBUs: 2, vs. Massachusetts (Sept. 15, 2012)

Cameron Gordon

Tackles: 15, at Indiana (Oct. 2, 2010)

Solos: 12, at Indiana (Oct. 2, 2010)

Asst: 5, twice, last vs. Illinois (Nov. 6, 2010)

TFLs: 1, five times, vs. Iowa (Nov. 17, 2012)

Sacks: None

Int.: 1, twice, last at Indiana (Oct. 2, 2010)

FR: 2, at Purdue (Nov. 13, 2010)

PBUs: 1, six times, last at Purdue (Oct. 6, 2012)

Thomas Gordon

Tackles: 11, vs. Northwestern (Nov. 10, 2012)

Solos: 8, vs. Northwestern (Nov. 10, 2012)

Asst: 6, at Nebraska (Oct. 27, 2012)

TFLs: 2, at Notre Dame (Sept. 11, 2010)

Sacks: 1, three, last at Ohio State (Nov. 24, 2012)

Int.: 1, three times, last at Purdue (Oct. 6, 2012)

FR: 1, 4 times, last at Illinois (Nov. 12, 2011)

PBUs: 1, three times, last vs. Michigan State (Oct. 20, 2012)

Desmond Morgan

Tackles: 11, twice, last at Ohio State (Nov. 24, 2012)

Solos: 7, vs. Northwestern (Nov. 10, 2012)

Asst: 8, vs. Alabama (Sept. 1, 2012)

TFLs: 2.0, at Purdue (Oct. 6, 2012)

Sacks: 1, vs. Ohio State (Nov. 26, 2011)

Int.: None

FR: 1, at Michigan State (Oct. 15, 2011)

PBUs: 1, at Iowa (Nov. 5, 2011)

Mario Ojemudia

Tackles: 4, vs. Massachusetts (Sept. 15, 2012)

Solos: 3, vs. Massachusetts (Sept. 15, 2012)

Asst: 2, vs. Alabama (Sept. 1, 2012)

TFLs: 1.0, twice, last vs. South Carolina (Jan. 1, 2013)

Sacks: 1, vs. Illinois (Nov. 12, 2011)

Int.: 1, at Nebraska (Oct. 27, 2012)

FR: 1, vs. Illinois (Oct. 13, 2012)

PBUs: None

James Ross III

Tackles: 12, vs. Iowa (Nov. 17, 2012)
 Solos: 9, vs. Iowa (Nov. 17, 2012)
 Asst: 3, two times, last vs. Iowa (Nov. 17, 2012)
 TFLs: 1, two times, last vs. Illinois (Oct. 13, 2012)
 Sacks: 0.5, vs. Alabama (Sept. 12, 2012)
 Int.: None
 FR: None
 PBUs: None

Jake Ryan

Tackles: 11, twice, last vs. Illinois (Oct. 13, 2012)
 Solos: 8, vs. Michigan State (Oct. 20, 2012)
 Asst: 4, four times, last at Minnesota (Nov. 3, 2012)
 TFLs: 4, vs. Virginia Tech (Jan. 3, 2012)
 Sacks: 1.5, vs. Illinois (Oct. 13, 2012)
 Int.: None
 FR: 2, vs. San Diego State (Sept. 24, 2011)
 PBUs: 1, vs. Notre Dame (Sept. 22, 2012)

Raymon Taylor

Tackles: 7, vs. Alabama (Sept. 1, 2012)
 Solos: 3, vs. Alabama (Sept. 1, 2012)
 Asst: 4, vs. Alabama (Sept. 1, 2012)
 TFLs: None
 Sacks: None
 Int.: 1, twice, last at Purdue (Oct. 6, 2012)
 FR: 1, vs. Alabama (Sept. 1, 2012)
 PBUs: 1, vs. Illinois (Oct. 13, 2012)

Quinton Washington

Tackles: 5, three times, last at Ohio State (Nov. 24, 2012)
 Solos: 4, vs. Illinois (Oct. 13, 2012)
 Asst: 4, at Ohio State (Nov. 24, 2012)
 TFLs: 1, two times, last vs. South Carolina (Jan. 1, 2013)
 Sacks: 1, vs. South Carolina (Jan. 1, 2013)
 Int.: None
 FR: None
 PBUs: None

PUNT RETURNS

Drew Dileo

Returns: 1, four times, last vs. South Carolina (Jan. 1, 2013)
 Yards: 15, vs. Bowling Green (Sept. 25, 2010)
 TDs: None
 Long: 15, vs. Bowling Green (Sept. 25, 2010)

Jeremy Gallon

Returns: 4, twice, last vs. Nebraska (Nov. 19, 2011)
 Yards: 62, at Illinois (Nov. 12, 2011)
 TDs: None
 Long: 32, at Illinois (Nov. 12, 2011)

Dennis Norfleet

Returns: 1, twice, last vs. Illinois (Oct. 13, 2012)
 Yards: 42, vs. Illinois (Oct. 13, 2012)
 TDs: None
 Long: 42, vs. Illinois (Oct. 13, 2012)

KICK RETURNS

Drew Dileo

Returns: 6, at Ohio State (Nov. 27, 2010)
 Yards: 118, at Ohio State (Nov. 27, 2010)
 TDs: None
 Long: 34, vs. Wisconsin (Nov. 20, 2010)

Jeremy Gallon

Returns: 7, vs. Illinois (Nov. 6, 2010)
 Yards: 139, vs. Illinois (Nov. 6, 2010)
 TDs: None
 Long: 47, at Penn State (Oct. 30, 2010)

Dennis Norfleet

Returns: 8, vs. Alabama (Sept. 1, 2012)
 Yards: 177, vs. Alabama (Sept. 1, 2012)
 TDs: None
 Long: 38 at Purdue (Oct. 6, 2012)

KICKING

Brendan Gibbons

Points: 16, vs. Minnesota (Oct. 1, 2011)
 FG Att.: 4, at Purdue (Oct. 6, 2012)
 FG Made: 3, five times, last at Nebraska (Oct. 27, 2012)
 PATs: 8, vs. Massachusetts (Sept. 15, 2012)
 Long FG: 52, at Nebraska (Oct. 27, 2012)

Will Hagerup

Punts: 9, at Notre Dame (Sept. 11, 2010)
 Yards: 353, vs. Alabama (Sept. 1, 2012)
 Average: 51.0, vs. Connecticut (Sept. 4, 2010)
 50+: 4, vs. Alabama (Sept. 1, 2012)
 I-20: 3, at Michigan State, Oct. 15, 2011
 Long: 72, at Purdue (Nov. 13, 2010)

Matt Wile

Punts: 5, vs. Notre Dame (Sept. 10, 2011)
 Yards: 196, vs. San Diego State (Sept. 24, 2011)
 Average: 49.0, vs. San Diego State (Sept. 24, 2011)
 50+: 2, vs. South Carolina (Jan. 1, 2013)
 I-20: 3, vs. Illinois (Oct. 13, 2012)
 Long: 56, vs. South Carolina (Jan. 1, 2013)

2012 BIG TEN FOOTBALL STANDINGS

LEGENDS DIVISION

TEAM	BIG TEN	OVERALL
Nebraska	7-1	10-4
Michigan	6-2	8-5
Northwestern	5-3	10-3
Michigan State	3-5	7-6
Minnesota	2-6	6-7
Iowa	2-6	4-8

LEADERS DIVISION

TEAM	BIG TEN	OVERALL
Ohio State	8-0	12-0
Penn State	6-2	8-4
Wisconsin	4-4	8-6
Purdue	3-5	6-7
Indiana	2-6	4-8
Illinois	0-8	2-10

Big Ten Bowl Schedule

Dec. 28, 2012, Meineke Car Care Bowl of Texas

Texas Tech 34, Minnesota 31

Dec. 29, 2012, Buffalo Wild Wings Bowl

Michigan State 17, TCU 16

Jan. 1, 2013, Heart of Dallas Bowl

Oklahoma State 58, Purdue 14

Jan. 1, 2013 Taxslayer.com Gator Bowl

No. 21 Northwestern 34, Mississippi State 20

Jan. 1, 2013, Outback Bowl

No. 11 South Carolina 33, No. 19 Michigan 28

Jan. 1, 2013, Capital One Bowl

No. 6 Georgia 45, No. 23 Nebraska 31

Jan. 1, 2013 Rose Bowl Game Presented by Vizio

No. 8 Stanford 20, Wisconsin 14

MICHIGAN STADIUM



Top 5 College Football Stadiums

School	Stadium	Capacity
Michigan	Michigan	109,901
Penn State	Beaver	106,572
Tennessee	Neyland	102,455
Ohio State	Ohio	102,329
Alabama	Bryant-Denny	101,821

Game	Year	Attendance
Notre Dame	2011	114,804*
Ohio State	2011	114,132
Nebraska	2011	113,718
Connecticut	2010	113,090
Michigan State	2010	113,065
Iowa	2010	112,784
Air Force	2012	112,522
Wisconsin	2010	112,276
Ohio State	2003	112,118
Purdue	2011	112,115

* NCAA single-game record.

The football program enters its 87th season in the "Big House" in 2013, with a 398-120-15 all-time record at Michigan Stadium. The largest college football stadium in the country, it was completed in 1927 at a cost of \$950,000, initially seating 72,000 fans. Michigan won the first game played at Michigan Stadium, defeating Ohio Wesleyan, 33-0, on Oct. 1, 1927. The stadium was officially dedicated on Oct. 22, 1927, with a 21-0 shutout over Ohio State.

Since that inaugural season, the capacity of Michigan Stadium has increased nine times to its present 109,901. The Wolverines have led the nation in attendance 38 times in the past 39 years, and reestablished the NCAA single-game attendance record at 114,804 fans against Notre Dame in the first night game ever in Michigan Stadium in 2011. The previous mark was 113,090 fans against Connecticut during the 2010 rededication of Michigan Stadium.

Michigan has drawn crowds of 100,000-plus for 244 consecutive games. On football Saturdays in Ann Arbor, Michigan Stadium ranks as the fourth-largest "city" in the state of Michigan.

The Wolverines drew 659,406 fans for their six-game home schedule in 2012. The six-game average of 112,252 broke Michigan's NCAA record of 112,179 fans per contest set during the 2011 season.

Michigan Stadium was the first college-owned football facility with a video scoreboard above both end zones. It was also the first stadium to use electronic scoreboards for official time when, in 1930, two were installed.

CAPACITY: 109,901 -- the largest college-owned structures of its kind designed solely for football -- closer to the playing field with no running track -- no posts or other obstructions.

COMPLETION: 1927 --- at a cost in excess of \$950,000 to seat 72,000 spectators. Capacity raised to 84,401 by addition of temporary wooden bleachers until 1949 when permanent steel stands replaced the wooden bleachers, increasing the capacity to 97,239. Seating capacity then raised to 101,001 in 1956, 101,701 in 1973, 102,501 in 1992 and 107,501 in 1998.

FIRST GAME: October 1, 1927 -- Michigan led by Captain Bennie Oosterbaan, defeated Ohio Wesleyan, 33-0. LaVerne (Kip) Taylor, Michigan end, scored first in the stadium on a 28-yard pass from halfback Louis Gilbert.

DEDICATION GAME: October 22, 1927 -- Michigan defeated Ohio State, 21-0.

REDEDICATION GAME: September 4, 2010 -- Michigan defeated Connecticut, 30-10.

ATTENDANCE: Since 1927 -- 45,175,092 fans have watched the Wolverines play 533 games. Since expansion of the "Big House" in 1998, and the rededication in 2010, the single-game attendance record is 114,804 set against Notre Dame on Sept. 10, 2011. The NCAA season record of 897,431 was set in 2011.

FIELD: 360 x 160 feet -- Installed new FieldTurf in 2010. The original FieldTurf surface was installed in 2003, returning Michigan to an artificial surface for the first time since the 1990 season. Installed Prescription Athletic Turf in 1991, giving Michigan its first natural grass field since 1968. Field was also lowered 3-1/2 feet allowing better sightlines for those seated in the lower rows.

Michigan Stadium Milestone Games

No.	Date	Opponent	Result	Score
1	Oct. 1, 1927	Ohio Wesleyan	W	33-0
50	Nov. 2, 1935	Pennsylvania	W	16-6
100	Sept. 15, 1945	Great Lakes	W	27-2
200	Oct. 14, 1961	Michigan State	L	0-28
250	Oct. 11, 1969	Purdue	W	31-20
300	Sept. 24, 1977	Navy	W	14-7
400	Sept. 11, 1993	Notre Dame	L	23-27
500	Sept. 27, 2008	Wisconsin	W	27-25

Michigan Stadium Milestone Wins

No.	Date	Opponent	Score
1	Oct. 1, 1927	Ohio Wesleyan	33-0
50	Sept. 27, 1941	Michigan State	19-7
100	Oct. 11, 1952	Indiana	28-13
200	Oct. 18, 1975	Northwestern	69-0
250	Oct. 27, 1984	Illinois	26-18
300	Aug. 26, 1995	Virginia	18-17
350	Oct. 25, 2003	Purdue	31-3

University of Michigan Home Stadiums

Stadium	Years	Games	Win	Loss	Tie	Capacity (Yr)
Ann Arbor Sites	1883-1892	18	17	1	0	
Regents Field.....	1893-1905	92	87	2	3	400 (1893) 800 (1896)
Ferry Field.....	1906-1926	104	88	14	2	18,000 (1906) 25,000 (1914) 40,000 (1921) 46,000 (1926)
Michigan Stadium.....	1927-2012	533	398	120	15	72,000 (1927) 84,401 (1927) 85,753 (1928) 97,239 (1949) 101,001 (1956) 101,701 (1973) 102,501 (1992) 107,501 (1998) 106,201 (2008) 109,901 (2010)
Total Ann Arbor Record		747	590	137	20	
In Detroit	1879-1901	18	12	5	1	
Total Home Record		765	602	142	21	

100,000-Plus Crowds at Michigan Stadium

The football program has played 244 consecutive home games in front of crowds in excess of 100,000. The last time Michigan did not have 100,000 in attendance in Michigan Stadium was on Oct. 25, 1975 vs. Indiana. A crowd of 93,857 was on hand for the 55-7 Michigan victory.

Since then, Michigan has set numerous NCAA attendance marks and the Wolverines have led the nation for 38 of the past 39 seasons in attendance.

**2012 Michigan Football
Michigan Game Results (as of Jan 01, 2013)
All games**

Date	Opponent	Score	Overall	Conference	Time	Attend
Sep 01, 2012	vs #2 UA	L 14-41	0-1	0-0	3:14	90413
Sep 08, 2012	AIR FORCE	W 31-25	1-1	0-0	3:14	112522
Sep 15, 2012	MASSACHUSETTS	W 63-13	2-1	0-0	3:18	110708
Sep 22, 2012	at #11 Notre Dame	L 6-13	2-2	0-0	3:10	80795
* Oct 06, 2012	at Purdue	W 44-13	3-2	1-0	3:00	50105
* Oct 13, 2012	ILLINOIS	W 45-0	4-2	2-0	2:57	110922
* Oct 20, 2012	MICHIGAN STATE	W 12-10	5-2	3-0	3:12	113833
* Oct 27, 2012	at Nebraska	L 9-23	5-3	3-1	3:15	86160
* Nov 03, 2012	at Minnesota	W 35-13	6-3	4-1	3:09	48801
* Nov 10, 2012	NORTHWESTERN	Wo 38-31	7-3	5-1	3:28	112510
* Nov 17, 2012	IOWA	W 42-17	8-3	6-1	3:06	113016
* Nov 24, 2012	at #4 Ohio State	L 21-26	8-4	6-2	3:11	105899
Jan 01, 2013	vs #10 South Carolina	L 28-33	8-5	6-2	3:45	54527

2012 MICHIGAN WOLVERINES GAME-BY-GAME OFFENSE

OPP	---1ST DOWNS---				DOWN CONV.		NET OFF		---RUSHING---			-----PASSING-----					-----TDs-----			FGs	FUM	PEN	PUNTS	
	T	R	P	P	3RD	4TH	TOT	PL	TOT	ATT	AVG	NET	SA-YDS	ATT-COMP	TD	IN	R	P	Rt	M-A	No-Ls	No-Yds	No-Avg	TOP
ALA	11	5	5	1	3/12	0/1	269	56	69	29	2.4	200	1-10	27-11	1	3	1	1	0	0-0	0-0	8-86	7-50.1	28:34
AF	19	7	12	0	5/11	0/0	422	56	214	31	6.9	208	0- 0	25-14	2	1	2	2	0	1-1	0-0	5-45	3-38.0	24:38
UMASS	27	14	12	1	7/11	1/1	585	68	294	43	6.8	291	1- 7	25-16	3	1	6	3	0	0-0	2-0	5-40	3-41.3	30:57
AT ND	19	9	9	1	8/15	1/1	299	66	161	41	3.9	138	3-21	25-13	0	5	0	0	0	2-3	2-1	5-38	1-34.0	33:19
AT PUR	19	12	6	1	10/17	1/1	409	70	304	54	5.6	105	0- 0	16- 8	1	0	3	1	1	3-4	1-1	4-36	2-42.0	36:11
ILL	21	13	7	1	9/14	0/0	527	66	353	51	6.9	174	0- 0	15- 9	2	0	4	2	0	1-1	2-1	5-45	4-34.0	32:14
MSU	16	7	8	1	5/15	0/0	326	62	163	32	5.1	163	0- 0	30-14	0	1	0	0	0	4-4	0-0	6-55	7-42.1	28:34
AT NEB	18	5	7	6	5/15	0/0	188	64	95	37	2.6	93	2-17	27- 9	0	3	0	0	0	3-4	1-0	3-44	4-39.8	31:36
AT MINN	18	8	7	3	7/12	1/2	389	59	155	41	3.8	234	3-23	18-12	2	1	3	2	0	0-0	1-0	7-69	3-29.3	29:08
NW	21	6	12	3	7/10	0/0	419	62	133	32	4.2	286	1- 2	30-16	2	1	3	2	0	1-1	1-1	2-26	3-51.3	25:32
IOWA	23	9	13	1	9/12	2/2	513	62	199	39	5.1	314	0- 0	23-18	3	1	3	3	0	0-0	1-0	3-35	1-43.0	30:23
AT OSU	13	5	5	3	4/10	0/1	279	47	108	27	4.0	171	4-29	20-11	1	1	2	1	0	0-0	3-3	5-54	4-47.8	23:10
So. CAR.	24	12	10	2	8/19	3/4	355	82	141	45	3.1	214	3-22	37-18	3	1	0	3	0	3-3	3-1	4-55	3-48.0	37:59
TOTAL	249	112	113	24	87/173	9/13	4980	820	2389	502	4.8	2591	22-184	318-169	20	19	27	20	1	18-21	17-8	62-628	45-42.6	30:10

2012 MICHIGAN WOLVERINES GAME-BY-GAME DEFENSE

OPP	---1ST DOWNS---				DOWN CONV.		NET OFF		---RUSHING---			-----PASSING-----					-----TDs-----			FGs	FUM	PEN	PUNTS	
	T	R	P	P	3RD	4TH	TOT	PL	TOT	ATT	AVG	NET	SA-YDS	ATT-COMP	TD	IN	R	P	Rt	M-A	No-Ls	No-Yds	No-Avg	TOP
ALA	20	12	7	1	3/10	0/0	431	63	232	42	5.5	199	2-21	21-11	2	0	2	2	1	2-3	1-1	7-55	4-47.0	31:26
AF	26	16	6	4	12/21	2/5	417	90	290	71	4.1	127	0- 0	19-10	0	0	3	0	0	1-2	2-0	5-35	2-53.5	35:22
UMASS	15	6	9	0	7/17	0/0	259	66	112	36	3.1	147	1-24	30-15	0	0	0	0	1	2-3	4-1	10-69	7-38.3	29:03
AT ND	14	6	6	2	3/ 9	0/0	239	50	94	31	3.0	145	0- 0	19-11	0	2	1	0	0	2-2	0-0	5-49	4-37.8	26:41
AT PUR	15	5	9	1	1/11	1/3	213	61	56	26	2.2	157	2-17	35-23	1	2	0	1	0	2-2	3-2	3-30	2-41.0	23:49
ILL	7	3	3	1	3/14	0/1	134	53	105	37	2.8	136	3-13	16- 7	0	1	0	0	0	0-1	1-1	5-45	8-45.9	27:46
MSU	16	7	8	1	6/17	1/1	304	65	112	31	3.6	192	1-10	34-21	1	1	0	1	0	1-2	2-0	7-50	7-41.4	31:26
AT NEB	20	10	8	2	4/12	0/0	326	65	160	41	3.9	166	1-10	24-14	1	1	1	1	0	3-3	1-1	8-104	4-42.2	28:24
AT MINN	21	8	9	4	4/14	2/4	275	69	128	38	3.4	147	1- 4	31-14	1	0	0	1	0	2-3	2-1	9-68	3-42.3	30:52
NW	27	16	10	1	8/16	1/2	431	79	248	58	4.3	182	2-21	21-14	3	0	1	3	0	1-1	1-1	8-75	4-41.0	34:28
IOWA	17	10	6	1	6/15	1/3	309	60	128	34	3.8	181	2- 7	26-19	2	0	0	2	0	1-1	1-0	3-21	4-41.2	29:37
AT OSU	22	13	9	0	4/13	0/0	396	70	207	52	4.0	189	4-39	18-14	1	0	1	1	0	4-5	3-2	9-74	3-44.3	36:50
So. CAR.	17	4	11	2	3/10	1/2	426	53	85	17	5.0	341	3-18	36-25	4	0	0	4	1	0-2	1-1	5-44	3-41.0	22:01
TOTAL	237	116	101	20	64/178	9/21	4160	844	1957	514	3.8	2203	18-131	330-198	16	7	20	16	3	21-30	22-11	84-719	58-42.4	29:50

2012 Michigan Football
Michigan Overall Team Statistics (as of Jan 01, 2013)
All games

Team Statistics	MICH	OPP
SCORING	388	258
Points Per Game	29.8	19.8
FIRST DOWNS	249	237
Rushing	112	116
Passing	113	101
Penalty	24	20
RUSHING YARDAGE	2389	1957
Yards gained rushing	2688	2300
Yards lost rushing	299	343
Rushing Attempts	502	514
Average Per Rush	4.8	3.8
Average Per Game	183.8	150.5
TDs Rushing	27	9
PASSING YARDAGE	2591	2203
Comp-Att-Int	169-318-19	198-330-7
Average Per Pass	8.1	6.7
Average Per Catch	15.3	11.1
Average Per Game	199.3	169.5
TDs Passing	20	16
TOTAL OFFENSE	4980	4160
Total Plays	820	844
Average Per Play	6.1	4.9
Average Per Game	383.1	320.0
KICK RETURNS: #-Yards	42-926	48-1116
PUNT RETURNS: #-Yards	16-141	21-203
INT RETURNS: #-Yards	7-127	19-225
KICK RETURN AVERAGE	22.0	23.2
PUNT RETURN AVERAGE	8.8	9.7
INT RETURN AVERAGE	18.1	11.8
FUMBLES-LOST	17-8	22-11
PENALTIES-Yards	62-628	84-719
Average Per Game	48.3	55.3
PUNTS-Yards	45-1917	58-2457
Average Per Punt	42.6	42.4
Net punt average	35.9	39.6
KICKOFFS-Yards	78-4723	59-3503
Average Per Kick	60.6	59.4
Net kick average	49.0	39.0
TIME OF POSSESSION/Game	30:10	29:50
3RD-DOWN Conversions	87/173	64/178
3rd-Down Pct	50%	36%
4TH-DOWN Conversions	9/13	9/21
4th-Down Pct	69%	43%
SACKS BY-Yards	22-184	18-131
MISC YARDS	0	-6
TOUCHDOWNS SCORED	48	28
FIELD GOALS-ATTEMPTS	18-21	21-30
ON-SIDE KICKS	0-0	1-2
RED-ZONE SCORES	(43-46) 93%	(34-42) 81%
RED-ZONE TOUCHDOWNS	(29-46) 63%	(19-42) 45%
PAT-ATTEMPTS	(46-46) 100%	(25-25) 100%
ATTENDANCE	673511	371760
Games/Avg Per Game	6/112252	5/74352
Neutral Site Games		2/72470

Score by Quarters	1st	2nd	3rd	4th	OT	Total
Michigan	62	148	99	72	7	388
Opponents	62	91	39	66	0	258

2012 Michigan Football
Michigan Individual Season/Career Statistics (as of Aug 25, 2013)
All games

	SEASON									CAREER								
Rushing	gp	att	gain	loss	net	avg	td	lg	avg/g	gp	att	gain	loss	net	avg	td	lg	avg/g
Robinson, D.	11	177	1350	84	1266	7.2	7	79	115.1	49	723	4907	412	4495	6.2	42	87	91.7
Toussaint, F.	10	130	555	41	514	4.0	5	50	51.4	28	325	1733	91	1642	5.1	15	65	58.6
Rawls, Thomas	8	57	246	4	242	4.2	4	63	30.2	18	70	326	5	321	4.6	4	63	17.8
Gardner, Devin	13	47	193	92	101	2.1	7	19	7.8	25	79	319	144	175	2.2	9	19	7.0
Smith, Vincent	12	38	117	23	94	2.5	2	22	7.8	45	272	1317	48	1269	4.7	10	56	28.2
Hayes, Justice	6	18	92	9	83	4.6	1	24	13.8	6	18	92	9	83	4.6	1	24	13.8
Gallon, Jeremy	13	11	67	0	67	6.1	0	12	5.2	38	14	93	0	93	6.6	0	12	2.4
Bellomy, R.	5	12	43	27	16	1.3	0	15	3.2	5	12	43	27	16	1.3	0	15	3.2
Norfleet, D.	13	2	14	1	13	6.5	0	14	1.0	13	2	14	1	13	6.5	0	14	1.0
Dileo, Drew	13	1	7	0	7	7.0	0	7	0.5	32	3	14	0	14	4.7	0	7	0.4
Simmons, Floyd	13	1	4	0	4	4.0	0	4	0.3	47	1	4	0	4	4.0	0	4	0.1
Lewan, Taylor	13	0	0	0	0	0.0	1	0	0.0	37	0	11	0	11	0.0	1	0	0.3
TEAM	7	8	0	18	-18	-2.2	0	0	-2.6									
Total	13	502	2688	299	2389	4.8	27	79	183.8									
Opponents	13	514	2300	343	1957	3.8	9	64	150.5									

Passing	gp	effic	comp-att-int	pct	yds	td	lg	avg/g	gp	effic	comp-att-int	pct	yds	td	lg	avg/g
Robinson, D.	11	126.64	89-167-9	53.3	1319	9	71	119.9	49	138.65	427-747-39	57.2	6250	49	77	127.6
Gardner, Devin	13	161.66	75-126-5	59.5	1219	11	75	93.8	25	156.11	93-159-6	58.5	1480	13	75	59.2
Bellomy, R.	5	-0.65	4-21-4	19.0	46	0	15	9.2	5	-0.65	4-21-4	19.0	46	0	15	9.2
TEAM	7	0.00	0-2-0	0.0	0	0	0	0.0								
Smith, Vincent	12	-200.00	0-1-1	0.0	0	0	0	0.0	45	124.27	1-3-1	33.3	17	1	17	0.4
Kennedy, Jack	4	158.80	1-1-0	100.0	7	0	7	1.8	5	158.80	1-1-0	100.0	7	0	7	1.4
Total	13	130.39	169-318-19	53.1	2591	20	75	199.3								
Opponents	13	127.83	198-330-7	60.0	2203	16	70	169.5								

Receiving	gp	no.	yds	avg	td	lg	avg/g	gp	no.	yds	avg	td	lg	avg/g
Gallon, Jeremy	13	49	829	16.9	4	71	63.8	38	84	1331	15.8	8	71	35.0
Roundtree, Roy	13	31	580	18.7	3	75	44.6	50	154	2304	15.0	15	76	46.1
Dileo, Drew	13	20	331	16.5	2	66	25.5	32	30	455	15.2	4	66	14.2
Gardner, Devin	13	16	266	16.6	4	44	20.5	25	17	268	15.8	4	44	10.7
Funchess, Devin	13	15	234	15.6	5	30	18.0	13	15	234	15.6	5	30	18.0
Smith, Vincent	12	10	74	7.4	1	19	6.2	45	46	435	9.5	7	32	9.7
Toussaint, F.	10	6	62	10.3	1	28	6.2	28	13	95	7.3	2	28	3.4
Robinson, J.	6	5	69	13.8	0	22	11.5	17	5	69	13.8	0	22	4.1
Kwiatkowski, M.	13	4	37	9.2	0	16	2.8	15	4	37	9.2	0	16	2.5
Jackson, Jeremy	13	4	31	7.8	0	9	2.4	36	11	122	11.1	0	22	3.4
Robinson, D.	11	3	31	10.3	0	20	2.8	49	3	31	10.3	0	20	0.6
Reynolds, Joe	13	3	22	7.3	0	12	1.7	17	3	22	7.3	0	12	1.3
Kerridge, Joe	11	1	12	12.0	0	12	1.1	10	1	12	12.0	0	12	1.2
Esterline, D.	1	1	7	7.0	0	7	7.0	1	1	7	7.0	0	7	7.0
Rawls, Thomas	8	1	6	6.0	0	6	0.8	18	1	6	6.0	0	6	0.3
Total	13	169	2591	15.3	20	75	199.3							
Opponents	13	198	2203	11.1	16	70	169.5							

Total Offense	g	plays	rush	pass	total	avg/g	g	plays	rush	pass	total	avg/g
Robinson, D.	11	344	1266	1319	2585	235.0	49	1470	4495	6250	10745	219.3
Gardner, Devin	13	173	101	1219	1320	101.5	25	238	175	1480	1655	66.2
Toussaint, F.	10	130	514	0	514	51.4	28	325	1642	0	1642	58.6
Rawls, Thomas	8	57	242	0	242	30.2	18	70	321	0	321	17.8
Smith, Vincent	12	39	94	0	94	7.8	45	275	1269	17	1286	28.6
Hayes, Justice	6	18	83	0	83	13.8	6	18	83	0	83	13.8
Gallon, Jeremy	13	11	67	0	67	5.2	38	14	93	0	93	2.4
Bellomy, R.	5	33	16	46	62	12.4	5	33	16	46	62	12.4
Norfleet, D.	13	2	13	0	13	1.0	13	2	13	0	13	1.0
Kennedy, Jack	4	1	0	7	7	1.8	5	2	6	7	13	2.6
Dileo, Drew	13	1	7	0	7	0.5	32	4	14	11	25	0.8
Simmons, Floyd	13	1	4	0	4	0.3	47	1	4	0	4	0.1
TEAM	7	10	-18	0	-18	-2.6						
Total	13	820	2389	2591	4980	383.1						
Opponents	13	844	1957	2203	4160	320.0						

2012 Michigan Football
Michigan Individual Season/Career Statistics (as of Aug 25, 2013)
All games

Scoring	SEASON						CAREER										
	td	fg	PAT			dpx	saf	pts	td	fg	PAT			dpx	saf	pts	
kick	rush	rcv	pass	td	fg				kick	rush	rcv	pass					
Gibbons, B.	-	16-18	45-45	-	-	-	-	-	93	-	30-40	112-114	-	-	-	-	202
Gardner, Devin	11	-	-	-	-	0-1	-	-	66	13	-	-	-	-	0-1	-	78
Robinson, D.	7	-	-	-	-	-	-	-	42	42	-	-	-	-	-	-	252
Toussaint, F.	6	-	-	-	-	-	-	-	36	17	-	-	-	-	-	-	102
Funchess, Devin	5	-	-	-	-	-	-	-	30	5	-	-	-	-	-	-	30
Gallon, Jeremy	4	-	-	-	-	-	-	-	24	8	-	-	-	-	-	-	48
Rawls, Thomas	4	-	-	-	-	-	-	-	24	4	-	-	-	-	-	-	24
Smith, Vincent	3	-	-	0-1	-	-	-	-	18	17	-	-	0-1	-	-	-	102
Roundtree, Roy	3	-	-	-	-	-	-	-	18	15	-	-	-	-	-	-	90
Dileo, Drew	2	-	-	-	-	-	-	-	12	4	-	-	0-1	-	-	-	24
Taylor, Raymon	1	-	-	-	-	-	-	-	6	1	-	-	-	-	-	-	6
Hayes, Justice	1	-	-	-	-	-	-	-	6	1	-	-	-	-	-	-	6
Lewan, Taylor	1	-	-	-	-	-	-	-	6	1	-	-	-	-	-	-	6
Wile, Matt	-	2-3	-	-	-	-	-	-	6	-	2-3	-	-	-	-	-	6
Broekhuizen, S.	-	-	1-1	-	-	-	-	-	1	-	3-9	43-44	-	-	-	-	52
Total	48	18-21	46-46	0-1	-	0-1	-	-	388								
Opponents	28	21-30	25-25	-	1	1-3	-	-	258								

Punt Returns	no.	yds	avg	td	lg	no.	yds	avg	td	lg
Gallon, Jeremy	12	66	5.5	0	26	41	301	7.3	0	32
Dileo, Drew	2	22	11.0	0	12	5	35	7.0	0	15
Norfleet, D.	2	53	26.5	0	42	2	53	26.5	0	42
Total	16	141	8.8	0	42					
Opponents	21	203	9.7	1	63					

Kick Returns	no.	yds	avg	td	lg	no.	yds	avg	td	lg
Norfleet, D.	35	827	23.6	0	38	35	827	23.6	0	38
Dileo, Drew	4	67	16.8	0	20	12	240	20.0	0	34
Gallon, Jeremy	2	23	11.5	0	12	32	658	20.6	0	47
Houma, Sione	1	9	9.0	0	9	1	9	9.0	0	9
Total	42	926	22.0	0	38					
Opponents	48	1116	23.2	0	45					

Interceptions	no.	yds	avg	td	lg	no.	yds	avg	td	lg
Gordon, Thomas	2	19	9.5	0	19	3	19	6.3	0	19
Taylor, Raymon	2	70	35.0	1	63	2	70	35.0	1	63
Kovacs, Jordan	1	25	25.0	0	25	5	78	15.6	0	41
Ojemudia, Mario	1	0	0.0	0	0	1	0	0.0	0	0
Demens, Kenny	1	13	13.0	0	13	1	13	13.0	0	13
Total	7	127	18.1	1	63					
Opponents	19	225	11.8	2	53					

Fumble Returns	no.	yds	avg	td	lg	no.	yds	avg	td	lg
Avery, Courtney	1	6	6.0	0	6	2	89	44.5	1	83
Total	1	6	6.0	0	6					
Opponents	1	2	2.0	0	2					

2012 Michigan Football
Michigan Individual Season/Career Statistics (as of Aug 25, 2013)
All games

All Purpose	SEASON								CAREER							
	g	rush	rcv	pr	kr	ir	total	avg/g	g	rush	rcv	pr	kr	ir	total	avg/g
Robinson, D.	11	1266	31	0	0	0	1297	117.9	49	4495	31	0	0	0	4526	92.4
Gallon, Jeremy	13	67	829	66	23	0	985	75.8	38	93	1331	301	658	0	2383	62.7
Norfleet, D.	13	13	0	53	827	0	893	68.7	13	13	0	53	827	0	893	68.7
Roundtree, Roy	13	0	580	0	0	0	580	44.6	50	0	2304	0	19	0	2323	46.5
Toussaint, F.	10	514	62	0	0	0	576	57.6	28	1642	95	0	28	0	1765	63.0
Dileo, Drew	13	7	331	22	67	0	427	32.8	32	14	455	35	240	0	744	23.2
Gardner, Devin	13	101	266	0	0	0	367	28.2	25	175	268	0	0	0	443	17.7
Rawls, Thomas	8	242	6	0	0	0	248	31.0	18	321	6	0	0	0	327	18.2
Funchess, Devin	13	0	234	0	0	0	234	18.0	13	0	234	0	0	0	234	18.0
Smith, Vincent	12	94	74	0	0	0	168	14.0	45	1269	435	0	141	0	1845	41.0
Hayes, Justice	6	83	0	0	0	0	83	13.8	6	83	0	0	0	0	83	13.8
Taylor, Raymon	13	0	0	0	0	70	70	5.4	23	0	0	0	0	70	70	3.0
Robinson, J.	6	0	69	0	0	0	69	11.5	17	0	69	0	0	0	69	4.1
Kwiatkowski, M.	13	0	37	0	0	0	37	2.8	15	0	37	0	0	0	37	2.5
Jackson, Jeremy	13	0	31	0	0	0	31	2.4	36	0	122	0	0	0	122	3.4
Kovacs, Jordan	13	0	0	0	0	25	25	1.9	50	0	0	0	0	78	78	1.6
Reynolds, Joe	13	0	22	0	0	0	22	1.7	17	0	22	0	0	0	22	1.3
Gordon, Thomas	13	0	0	0	0	19	19	1.5	35	0	0	0	0	19	19	0.5
Bellomy, R.	5	16	0	0	0	0	16	3.2	5	16	0	0	0	0	16	3.2
Demens, Kenny	13	0	0	0	0	13	13	1.0	52	0	0	0	0	13	13	0.2
Kerridge, Joe	11	0	12	0	0	0	12	1.1	10	0	12	0	0	0	12	1.2
Houma, Sione	13	0	0	0	9	0	9	0.7	13	0	0	0	9	0	9	0.7
Esterline, D.	1	0	7	0	0	0	7	7.0	1	0	7	0	0	0	7	7.0
Simmons, Floyd	13	4	0	0	0	0	4	0.3	47	4	0	0	0	0	4	0.1
TEAM	7	-18	0	0	0	0	-18	-2.6								
Total	13	2389	2591	141	926	127	6174	474.9								
Opponents	13	1957	2203	203	1116	225	5704	438.8								

Field Goals	att	good	long	blkd	att	good	long	blkd
Gibbons, B.	18	16	52	0	40	30	52	1
Wile, Matt	3	2	52	0	3	2	52	0
Total	21	18	52	0				
Opponents	30	21	52	1				

Punting	no.	yds	avg	lg	blk	no.	yds	avg	lg	blk
Hagerup, Will	33	1486	45.0	62	0	95	3969	41.8	72	1
Wile, Matt	12	431	35.9	56	0	29	1138	39.2	58	0
Total	45	1917	42.6	62	0					
Opponents	58	2457	42.4	71	0					

Kickoffs	no.	yds	avg	tb	ob	no.	yds	avg	tb	ob
Wile, Matt	77	4658	60.5	28	1	156	9712	62.3	47	4
Broekhuizen, S.	1	65	65.0	0	0	37	2204	59.6	3	2
Total	78	4723	60.6	28	1					
Opponents	59	3503	59.4	11	5					

2012 Michigan Football
Michigan Team Game-by-Game (as of Jan 01, 2013)
All games

TEAM STATISTICS

Date	Opponent	Rushing				Receiving				Passing				Kick Returns				Punt Returns				tot off
		no.	yds	td	lg	no.	yds	td	lg	cmp	att	int	yds	td	lg	no.	yds	td	lg	no.	yds	
Sep 01	vs UA	29	69	1	22	11	200	1	71	11-27-3	200	1	71	8	177	0	33	1	3	0	3	269
Sep 08	AIR FORCE	31	214	2	79	14	208	2	30	14-25-1	208	2	30	4	89	0	36	1	1	0	1	422
Sep 15	MASSACHUSETTS	43	294	6	36	16	291	3	66	16-25-1	291	3	66	2	44	0	27	1	11	0	11	585
Sep 22	at Notre Dame	41	161	0	31	13	138	0	20	13-25-5	138	0	20	3	87	0	33	0	0	0	0	299
Oct 06	at Purdue	54	304	3	59	8	105	1	28	8-16-0	105	1	28	4	85	0	38	1	10	0	10	409
Oct 13	ILLINOIS	51	353	4	63	9	174	2	71	9-15-0	174	2	71	1	12	0	12	3	56	0	42	527
Oct 20	MICHIGAN STATE	32	163	0	44	14	163	0	35	14-30-1	163	0	35	1	21	0	21	1	26	0	26	326
Oct 27	at Nebraska	37	95	0	15	9	93	0	32	9-27-3	93	0	32	4	95	0	26	2	-3	0	6	188
Nov 03	at Minnesota	41	155	3	41	12	234	2	47	12-18-1	234	2	47	2	39	0	21	2	3	0	10	389
Nov 10	NORTHWESTERN	32	133	3	50	16	286	2	53	16-30-1	286	2	53	5	119	0	37	1	23	0	23	419
Nov 17	IOWA	39	199	3	40	18	314	3	51	18-23-1	314	3	51	2	33	0	19	1	0	0	0	513
Nov 24	at Ohio State	27	108	2	67	11	171	1	75	11-20-1	171	1	75	3	62	0	27	1	-1	0	0	279
Jan 01	vs South Carolina	45	141	0	19	18	214	3	26	18-37-1	214	3	26	3	63	0	32	1	12	0	12	355
Opponents		502	2389	27	79	169	2591	20	75	169-318-19	2591	20	75	42	926	0	38	16	141	0	42	4980
		514	1957	9	64	198	2203	16	70	198-330-7	2203	16	70	48	1116	0	45	21	203	1	63	4160

Games played: 13
 Avg per rush: 4.8
 Avg per catch: 15.3
 Pass efficiency: 130.39
 Kick ret avg: 22.0
 Punt ret avg: 8.8
 All purpose avg/game: 474.9
 Total offense avg/gm: 383.1

Date	Opponent	Tackles				Sacks no-yds	Fumble		Pass Defense			Blkd kick	PAT Attempts				pts	
		ua	a	total	tfl-yds		ff	fr-yds	int-yds	qbh	brup		kick	rush	rcv	saf		
Sep 01	vs UA	25	54	79	6.0-28	2.0-21	1	1-0	0-0	2	1	0	2-2	0	0	0	0	14
Sep 08	AIR FORCE	57	38	95	7.0-9	0.0-0	0	0-0	0-0	0	3	0	4-4	0	0	0	0	31
Sep 15	MASSACHUSETTS	39	26	65	6.0-34	1.0-24	0	1-0	0-0	0	2	0	9-9	0	0	0	0	63
Sep 22	at Notre Dame	29	22	51	2.0-4	0.0-0	0	0-0	2-7	1	1	0	0-0	0	0	0	0	6
Oct 06	at Purdue	42	10	52	6.0-25	2.0-17	0	2-0	2-82	0	3	0	5-5	0	0	0	0	44
Oct 13	ILLINOIS	36	22	58	9.0-32	3.0-13	1	1-0	1-13	0	1	0	6-6	0	0	0	0	45
Oct 20	MICHIGAN STATE	39	30	69	1.0-10	1.0-10	2	0-0	1-25	0	2	0	0-0	0	0	0	0	12
Oct 27	at Nebraska	36	32	68	5.0-21	1.0-10	1	1-0	1-0	0	1	0	0-0	0	0	0	0	9
Nov 03	at Minnesota	38	34	72	7.0-19	1.0-4	2	1-6	0-0	0	3	0	5-5	0	0	0	0	35
Nov 10	NORTHWESTERN	58	28	86	8.0-33	2.0-21	1	1-0	0-0	0	2	0	5-5	0	0	0	0	38
Nov 17	IOWA	42	22	64	8.0-26	2.0-7	1	0-0	0-0	0	2	0	6-6	0	0	0	0	42
Nov 24	at Ohio State	33	56	89	7.0-51	4.0-39	2	2-0	0-0	0	0	0	3-3	0	0	0	0	21
Jan 01	vs South Carolina	32	14	46	7.0-24	3.0-18	1	1-0	0-0	0	0	1	1-1	0	0	0	0	28
Opponents		506	388	894	79.0-316	22.0-184	12	11-6	7-127	3	21	1	46-46	0	0	0	0	388
		477	310	787	64.0-248	18.0-131	11	8-2	19-225	8	40	0	25-25	0	1	0	0	258

Date	Opponent	Punting								Field Goals			Kickoffs					
		no.	yds	avg	long	blkd	tb	fc	50+	i20	md-att	long	blkd	no.	yds	avg	tb	ob
Sep 01	vs UA	7	351	50.1	62	0	2	0	4	0	0-0	0	0	3	195	65.0	3	0
Sep 08	AIR FORCE	3	114	38.0	53	0	1	1	1	1	1-1	31	0	6	374	62.3	3	0
Sep 15	MASSACHUSETTS	3	124	41.3	60	0	0	0	1	2	0-0	0	0	10	583	58.3	3	1
Sep 22	at Notre Dame	1	34	34.0	34	0	0	1	0	1	2-3	33	0	3	180	60.0	3	0
Oct 06	at Purdue	2	84	42.0	57	0	0	0	1	0	3-4	42	0	9	512	56.9	1	0
Oct 13	ILLINOIS	4	136	34.0	43	0	0	2	0	4	1-1	18	0	8	499	62.4	4	0
Oct 20	MICHIGAN STATE	7	295	42.1	48	0	2	3	0	1	4-4	48	0	5	299	59.8	2	0
Oct 27	at Nebraska	4	159	39.8	50	0	0	2	1	0	3-4	52	0	4	252	63.0	1	0
Nov 03	at Minnesota	3	88	29.3	40	0	0	0	0	0	0-0	0	0	6	355	59.2	1	0
Nov 10	NORTHWESTERN	3	154	51.3	57	0	0	0	2	0	1-1	26	0	6	373	62.2	2	0
Nov 17	IOWA	1	43	43.0	43	0	0	0	0	0	0-0	0	0	7	424	60.6	2	0
Nov 24	at Ohio State	4	191	47.8	56	0	0	0	3	1	0-0	0	0	4	243	60.8	2	0
Jan 01	vs South Carolina	3	144	48.0	56	0	0	0	2	2	3-3	52	0	7	434	62.0	1	0
Opponents		45	1917	42.6	62	0	5	9	15	12	18-21	52	0	78	4723	60.6	28	1
		58	2457	42.4	71	0	1	26	12	23	21-30	52	1	59	3503	59.4	11	5

2012 Michigan Football
Michigan Opponent Game-by-Game (as of Jan 01, 2013)
All games

OPPONENT STATISTICS

Date	Opponent	Rushing				Receiving				Passing				Kick Returns				Punt Returns				tot off
		no.	yds	td	lg	no.	yds	td	lg	cmp	att	int	yds	td	lg	no.	yds	td	lg	no.	yds	
Sep 01	vs UA	42	232	2	40	11	199	2	51	11-21-0	199	2	51	0	0	0	0	5	56	0	19	431
Sep 08	AIR FORCE	71	290	3	18	10	127	0	32	10-19-0	127	0	32	2	64	0	34	0	0	0	0	417
Sep 15	MASSACHUSETTS	36	112	0	16	15	147	0	33	15-30-0	147	0	33	6	126	0	28	3	-14	0	3	259
Sep 22	at Notre Dame	31	94	1	15	11	145	0	38	11-19-2	145	0	38	0	0	0	0	0	0	0	0	239
Oct 06	at Purdue	26	56	0	11	23	157	1	20	23-35-2	157	1	20	8	183	0	32	1	7	0	7	213
Oct 13	ILLINOIS	37	105	0	23	7	29	0	12	7-16-1	29	0	12	4	73	0	21	0	0	0	0	134
Oct 20	MICHIGAN STATE	31	112	0	26	21	192	1	45	21-34-1	192	1	45	3	27	0	31	1	14	0	14	304
Oct 27	at Nebraska	41	160	1	29	14	166	1	32	14-24-1	166	1	32	3	74	0	31	0	0	0	0	326
Nov 03	at Minnesota	38	128	0	12	14	147	1	32	14-31-0	147	1	32	5	127	0	45	0	0	0	0	275
Nov 10	NORTHWESTERN	58	248	1	30	14	183	3	23	14-21-0	183	3	23	4	126	0	40	3	30	0	17	431
Nov 17	IOWA	34	128	0	15	19	181	2	37	19-26-0	181	2	37	5	124	0	36	1	14	0	14	309
Nov 24	at Ohio State	52	207	1	42	14	189	1	52	14-18-0	189	1	52	2	47	0	26	4	30	0	18	396
Jan 01	vs South Carolina	17	85	0	64	25	341	4	70	25-36-0	341	4	70	6	145	0	33	3	66	1	63	426
Michigan		514	1957	9	64	198	2203	16	70	198-330-7	2203	16	70	48	1116	0	45	21	203	1	63	4160
Michigan		502	2389	27	79	169	2591	20	75	169-318-19	2591	20	75	42	926	0	38	16	141	0	42	4980

Games played: 13
 Avg per rush: 3.8
 Avg per catch: 11.1
 Pass efficiency: 127.83
 Kick ret avg: 23.2
 Punt ret avg: 9.7
 All purpose avg/game: 438.8
 Total offense avg/gm: 320.0

Date	Opponent	Tackles				Sacks	Fumble		Pass Defense			Blkd	PAT Attempts				pts	
		ua	a	total	tfl-yds		no-yds	ff	fr-yds	int-yds	qbh		brup	kick	kick	rush		rcv
Sep 01	vs UA	32	26	58	5.0-16	1.0-10	0	0-0	3-51	0	6	0	5-5	0	0	0	0	41
Sep 08	AIR FORCE	32	12	44	4.0-11	0.0-0	0	0-0	1-0	0	5	0	2-2	0	1	0	25	
Sep 15	MASSACHUSETTS	39	24	63	3.0-9	1.0-7	1	0-0	1-32	0	1	0	1-1	0	0	0	13	
Sep 22	at Notre Dame	29	40	69	5.0-24	3.0-21	1	1-0	5-69	4	1	0	1-1	0	0	0	13	
Oct 06	at Purdue	52	14	66	5.0-7	0.0-0	1	1-0	0-0	0	3	0	1-1	0	0	0	13	
Oct 13	ILLINOIS	43	22	65	2.0-5	0.0-0	0	1-0	0-0	0	3	0	0-0	0	0	0	0	
Oct 20	MICHIGAN STATE	36	24	60	9.0-29	0.0-0	0	0-0	1-0	0	6	0	1-1	0	0	0	10	
Oct 27	at Nebraska	31	40	71	7.0-29	2.0-17	0	0-0	3-53	3	2	0	2-2	0	0	0	23	
Nov 03	at Minnesota	31	40	71	4.0-27	3.0-23	0	0-0	1-0	0	1	0	1-1	0	0	0	13	
Nov 10	NORTHWESTERN	39	12	51	4.0-14	1.0-2	1	1-0	1-22	0	5	0	4-4	0	0	0	31	
Nov 17	IOWA	42	18	60	0.0-0	0.0-0	1	0-0	1-0	0	1	0	2-2	0	0	0	17	
Nov 24	at Ohio State	23	26	49	7.0-34	4.0-29	3	3-0	1-1	1	2	0	2-2	0	0	0	26	
Jan 01	vs South Carolina	48	12	60	9.0-43	3.0-22	3	1-2	1-3	0	4	0	3-3	0	0	0	33	
Michigan		477	310	787	64.0-248	18.0-131	11	8-2	19-225	8	40	0	25-25	0	1	0	258	
Michigan		506	388	894	79.0-316	22.0-184	12	11-6	7-127	3	21	1	46-46	0	0	0	388	

Date	Opponent	Punting							Field Goals			Kickoffs						
		no.	yds	avg	long	blkd	tb	fc	50+	i20	md-att	long	blkd	no.	yds	avg	tb	ob
Sep 01	vs UA	4	188	47.0	59	0	0	2	2	2	2-3	51	0	8	506	63.2	0	0
Sep 08	AIR FORCE	2	107	53.5	71	0	0	0	1	1	1-2	22	0	5	257	51.4	0	1
Sep 15	MASSACHUSETTS	7	268	38.3	53	0	0	4	1	1	2-3	32	0	4	223	55.8	1	1
Sep 22	at Notre Dame	4	151	37.8	49	0	0	2	0	1	2-2	39	0	4	258	64.5	1	0
Oct 06	at Purdue	5	205	41.0	51	0	0	4	1	1	2-2	40	0	4	218	54.5	0	0
Oct 13	ILLINOIS	8	367	45.9	60	0	0	3	2	2	0-1	0	0	1	51	51.0	0	0
Oct 20	MICHIGAN STATE	7	290	41.4	49	0	0	4	0	4	1-2	19	0	3	188	62.7	2	0
Oct 27	at Nebraska	4	169	42.2	47	0	1	1	0	2	3-3	51	0	6	349	58.2	0	1
Nov 03	at Minnesota	3	127	42.3	52	0	0	1	1	3	2-3	26	0	3	195	65.0	1	0
Nov 10	NORTHWESTERN	4	164	41.0	53	0	0	1	1	2	1-1	34	0	6	362	60.3	1	0
Nov 17	IOWA	4	165	41.2	60	0	0	1	1	1	1-1	27	0	3	188	62.7	1	0
Nov 24	at Ohio State	3	133	44.3	50	0	0	1	1	2	4-5	52	0	6	342	57.0	2	1
Jan 01	vs South Carolina	3	123	41.0	50	0	0	2	1	1	0-2	0	1	6	366	61.0	2	1
Michigan		58	2457	42.4	71	0	1	26	12	23	21-30	52	1	59	3503	59.4	11	5
Michigan		45	1917	42.6	62	0	5	9	15	12	18-21	52	0	78	4723	60.6	28	1

2012 Michigan Football
Michigan Red-Zone Results (as of Jan 01, 2013)
All games

Michigan Inside Opponent Red-Zone

Date	Opponent	Score	Times In RZ	Times Scored	Total Pts	Rush TDs	Pass TDs	FGs Made	Failed to score inside RZ						
									FGA	Down	Int	Fumb	Half	Game	
Sep 01, 2012	vs UA	L 14-41	1	1	7	1	1	0	0	0	0	0	0	0	0
Sep 08, 2012	AIR FORCE	W 31-25	2	2	10	1	0	1	1	0	0	0	0	0	0
Sep 15, 2012	MASSACHUSETTS	W 63-13	6	6	42	6	5	1	0	0	0	0	0	0	0
Sep 22, 2012	at Notre Dame	L 6-13	5	2	6	0	0	0	2	1	0	1	1	0	0
Oct 06, 2012	at Purdue	W 44-13	6	6	30	3	3	0	3	0	0	0	0	0	0
Oct 13, 2012	ILLINOIS	W 45-0	4	4	24	3	2	1	1	0	0	0	0	0	0
Oct 20, 2012	MICHIGAN STATE	W 12-10	2	2	6	0	0	0	2	0	0	0	0	0	0
Oct 27, 2012	at Nebraska	L 9-23	2	2	6	0	0	0	2	0	0	0	0	0	0
Nov 03, 2012	at Minnesota	W 35-13	3	3	21	3	2	1	0	0	0	0	0	0	0
Nov 10, 2012	NORTHWESTERN	W 38-31	5	5	31	4	3	1	1	0	0	0	0	0	0
Nov 17, 2012	IOWA	W 42-17	4	4	28	4	3	1	0	0	0	0	0	0	0
Nov 24, 2012	at Ohio State	L 21-26	1	1	7	1	1	0	0	0	0	0	0	0	0
Jan 01, 2013	vs South Carolina	L 28-33	5	5	25	3	0	3	2	0	0	0	0	0	0
Totals			46	43	243	29	20	9	14	1	0	1	1	0	0
43 of 46 (93.5%)															

Opponents Inside Michigan Red-Zone

Date	Opponent	Score	Times In RZ	Times Scored	Total Pts	Rush TDs	Pass TDs	FGs Made	Failed to score inside RZ						
									FGA	Down	Int	Fumb	Half	Game	
Sep 01, 2012	vs UA	L 14-41	4	4	24	3	2	1	1	0	0	0	0	0	0
Sep 08, 2012	AIR FORCE	W 31-25	6	4	25	3	3	0	1	1	1	0	0	0	0
Sep 15, 2012	MASSACHUSETTS	W 63-13	2	2	6	0	0	0	2	0	0	0	0	0	0
Sep 22, 2012	at Notre Dame	L 6-13	3	2	10	1	1	0	1	0	0	1	0	0	0
Oct 06, 2012	at Purdue	W 44-13	2	2	10	1	0	1	1	0	0	0	0	0	0
Oct 13, 2012	ILLINOIS	W 45-0	0	0	0	0	0	0	0	0	0	0	0	0	0
Oct 20, 2012	MICHIGAN STATE	W 12-10	2	2	10	1	0	1	1	0	0	0	0	0	0
Oct 27, 2012	at Nebraska	L 9-23	3	3	13	1	1	0	2	0	0	0	0	0	0
Nov 03, 2012	at Minnesota	W 35-13	4	3	13	1	0	1	2	0	1	0	0	0	0
Nov 10, 2012	NORTHWESTERN	W 38-31	5	4	24	3	1	2	1	0	1	0	0	0	0
Nov 17, 2012	IOWA	W 42-17	4	3	17	2	0	2	1	0	1	0	0	0	0
Nov 24, 2012	at Ohio State	L 21-26	5	4	20	2	1	1	2	1	0	0	0	0	0
Jan 01, 2013	vs South Carolina	L 28-33	2	1	7	1	0	1	0	1	0	0	0	0	0
Totals			42	34	179	19	9	10	15	3	4	1	0	0	0
34 of 42 (81.0%)															

MICHIGAN SINGLE GAME BESTS

INDIVIDUAL GAME HIGHS

Rushing Attempts: 26, Denard Robinson at Notre Dame (Sept. 22)
Rushing Yards: 235, Denard Robinson at Purdue (Oct. 6)
Rushing TDs: 3, Devin Gardner vs. Iowa (Nov. 17)
Pass Attempts: 36, D. Gardner vs. South Carolina (Jan. 1)
Pass Completions: 18, Devin Gardner vs. Iowa (Nov. 17)/vs. South Carolina (Jan. 1)
Passing Yards: 314, Devin Gardner vs. Iowa (Nov. 17)
Passing TDs: 3, Denard Robinson vs. UMass (Sept. 15)/ Devin Gardner vs. Iowa (Nov. 17)/Devin Gardner vs. South Carolina (Jan. 1)
Receptions: 9, Jeremy Gallon vs. South Carolina (Jan. 1)
Receiving Yards: 145, Jeremy Gallon vs. South Carolina (Jan. 1)
Receiving TDs: 2, Jeremy Gallon vs. South Carolina (Jan. 1)
Total Plays: 50, Denard Robinson at Notre Dame (Sept. 22)
Total Yards: 426, Denard Robinson vs. Air Force (Sept. 8)
Points Kicking: 14, Brendan Gibbons at Purdue (Oct. 6)
Field Goals Made: 3, Brendan Gibbons at Purdue (Oct. 6)/ vs. Michigan St. (Oct. 20)/at Nebraska (Oct. 27)
Field Goals Attempted: 4, Brendan Gibbons at Purdue (Oct. 6)
PATs Attempted: 8, Brendan Gibbons vs. UMass (Sept. 15)
PATs Made: 8, Brendan Gibbons vs. UMass (Sept. 15)
Punting Attempts: 7, Will Hagerup vs. Alabama (Sept. 1)
Punting Yards: 351, Will Hagerup vs. Alabama (Sept. 1)
Punting Average (min. 2 attempts): 51.3, Will Hagerup vs. Northwestern (Nov. 10)
Punt Returns: 2, Jeremy Gallon vs. Illinois (Oct. 13)/ at Nebraska (Oct. 27)/ at Minnesota 11/3/12
Punt Return Yards: 42, Dennis Norfleet vs. Illinois (Oct. 13)
Kickoff Returns: 8, Dennis Norfleet vs. Alabama (Sept. 1)
Kickoff Return Yards: 177, Dennis Norfleet vs. Alabama (Sept. 1)
Interceptions: 1, last by Mario Ojemudia at Nebraska (Oct. 27)
Interception Yards: 63, Raymon Taylor at Purdue (Oct. 6)
Tackles: 12, James Ross vs. Iowa (Nov. 17)
Solo Tackles: 9, James Ross vs. Iowa (Nov. 17)
Tackles for Loss Yardage: 24, Joe Bolden vs. UMass (Sept. 15)
Sacks: 1.5, Jake Ryan vs. Illinois (Oct. 13)
Sack Yardage: 24, Joe Bolden vs. UMass (Sept. 15)
Pass Breakups: 2, 4x, last Jordan Kovacs vs. Northwestern (Nov. 10)

TEAM GAME HIGHS

Rushing Attempts: 54 at Purdue (Oct. 6)
Rushing Yards: 353 vs. Illinois (Oct. 13)
Rushing TDs: 6 vs. UMass (Sept. 15)
Yards Per Rush: 6.9 vs. Air Force (Sept. 8)/ vs. Illinois (Oct. 13)
Passing Attempts: 37 vs. South Carolina (Jan. 1)
Passing Completions: 18 vs. Iowa (Nov. 17)/ vs. South Carolina (Jan. 1)
Passing Yards: 314 vs. Iowa (Nov. 17)
Passing TDs: 3 vs. UMass (Sept. 15)/ vs. Iowa (Nov. 17)/ vs. South Carolina (Jan. 1)
Yards Per Completion: 19.5, at Minnesota 11/3/12
Total Plays: 82 vs. South Carolina (Jan. 1)
Total Yards: 585 vs. UMass (Sept. 15)
Yards Per Play: 8.6 vs. UMass (Sept. 15)
Points: 63 vs. UMass (Sept. 15)
Touchdowns Scored: 9 vs. UMass (Sept. 15)
Field Goals Attempted: 4 at Purdue (Oct. 6)/ vs. Michigan St. (Oct. 20)
Field Goals Made: 4 vs. Michigan St. (Oct. 20)
PATs Attempted: 9 vs. UMass (Sept. 15)
PATs Made: 9 vs. UMass (Sept. 15)
Punting Attempts: 7 vs. Alabama (Sept. 1)
Punting Yards: 351 vs. Alabama (Sept. 1)
Punting Average (min 2 attempts): 51.3 vs. Northwestern (Nov. 10)
Punt Return Attempts: 3 vs. Illinois (Oct. 13)
Punt Return Yards: 56 vs. Illinois (Oct. 13)
Kickoff Return Attempts: 8 vs. Alabama (Sept. 1)
Kickoff Return Yards: 177 vs. Alabama (Sept. 1)
Interceptions: 2 at Notre Dame (Sept. 22)/ at Purdue (Oct. 6)
Interception Yards: 82 at Purdue (Oct. 6)
Turnovers Gained: 4 at Purdue (Oct. 6)
Turnovers Lost: 6 at Notre Dame (Sept. 22)
Sacks: 3 vs. Illinois (Oct. 13)
Sacks Against: 4 at Ohio State (Nov. 24)
First Downs: 27 vs. UMass (Sept. 15)
Penalties: 8 vs. Alabama (Sept. 1)
Penalty Yards: 86 vs. Alabama (Sept. 1)

INDIVIDUAL GAME HIGHS

Rushing Attempts: 26, Cody Getz vs. Air Force (Sept. 8)/LeVeon Bell vs. Michigan St. (Oct. 20)/Carlos Hyde at Ohio State (Nov. 24)
Rushing Yards: 146, Carlos Hyde at Ohio State (Nov. 24)
Rushing TDs: 3, Cody Getz vs. Air Force (Sept. 8)
Pass Attempts: 34, Andrew Maxwell vs. Michigan St. (Oct. 20)
Pass Completions: 21, Andrew Maxwell vs. Michigan St. (Oct. 20)
Passing Yards: 224, Connor Shaw vs. South Carolina (Jan. 1)
Passing TDs: 2, AJ McCarron vs. Alabama (Sept. 1)/T. Siemian vs. Northwestern (Nov. 10)/ James. Vanderberg vs. Iowa (Nov. 17)/C. Shaw, D. Thompson vs. South Carolina (Jan. 1)
Receptions: 9, Ace Sanders vs. South Carolina (Jan. 1)
Receiving Yards: 99, CJ Fiedorowicz vs. Iowa (Nov. 17)
Receiving TDs: 2, Ace Sanders vs. South Carolina (Jan. 1)
Total Plays: 41, Philip Nelson at Minnesota 11/3/12
Total Yards: 320, Connor Shaw vs. South Carolina (Jan. 1)
Points Kicking: 14, Drew Basil at Ohio State (Nov. 24)
Field Goals Made: 4, Drew Basil at Ohio State (Nov. 24)
Field Goals Attempted: 5, Drew Basil at Ohio State (Nov. 24)
PATs Attempted: 5, Shelley vs. Alabama (Sept. 1)
PATs Made: 5, Shelley vs. Alabama (Sept. 1)
Punting Attempts: 8, J. DuVernois vs. Illinois (Oct. 13)
Punting Yards: 367, J. DuVernois vs. Illinois (Oct. 13)
Punting Average: 53.5, David Baska vs. Air Force (Sept. 8)
Punt Returns: 4, Ch. Jones vs. Alabama (Sept. 1)/Corey Brown at Ohio State (Nov. 24)
Punt Return Yards: 66, Ace Sanders vs. South Carolina (Jan. 1)
Kickoff Returns: 6, Jordan Broadnax vs. UMass (Sept. 15)
Kickoff Return Yards: 126, J. Broadnax vs. UMass (Sept. 15)/V. Mark vs. Northwestern (Nov. 10)
Interceptions: 2, Manti Te'o at Notre Dame (Sept. 22)
Interception Yards: 53, P.J. Smith
Tackles: 11, Denicos Allen vs. Michigan St. (Oct. 20)
Solo Tackles: 8, D. Allen/I. Lewis vs. Michigan St. (Oct. 20)/D. Proby vs. Northwestern (Nov. 10)
Tackles for Loss: 3, Denicos Allen vs. Michigan St. (Oct. 20)
Tackles for Loss Yardage: 14, Ryan Shazier at Ohio State (Nov. 24)
Sacks: 1, many players, last vs. South Carolina (Jan. 1)
Sack Yardage: 12, Aldrick Fordham vs. South Carolina (Jan. 1)
Pass Breakups: 4, Milliner vs. Alabama (Sept. 1)

TEAM GAME HIGHS

Rushing Attempts: 71 vs. Air Force (Sept. 8)
Rushing Yards: 290 vs. Air Force (Sept. 8)
Rushing TDs: 3 vs. Air Force (Sept. 8)
Yards Per Rush: 5.5 vs. Alabama (Sept. 1)
Passing Attempts: 36 vs. South Carolina (Jan. 1)
Passing Completions: 25 vs. South Carolina (Jan. 1)
Passing Yards: 341 vs. South Carolina (Jan. 1)
Passing TDs: 4 vs. South Carolina (Jan. 1)
Yards Per Completion: 18.1 vs. Alabama (Sept. 1)
Total Plays: 90 vs. Air Force (Sept. 8)
Total Yards: 431 vs. Alabama (Sept. 1)/ vs. Northwestern (Nov. 10)
Yards Per Play: 8.0 vs. South Carolina (Jan. 1)
Points: 41 vs. Alabama (Sept. 1)
Touchdowns Scored: 5 vs. Alabama (Sept. 1)/ vs. South Carolina (Jan. 1)
Field Goals Attempted: 5 at Ohio State (Nov. 24)
Field Goals Made: 4 at Ohio State (Nov. 24)
PATs Attempted: 5 vs. Alabama (Sept. 1)
PATs Made: 5 vs. Alabama (Sept. 1)
Punting Attempts: 8 vs. Illinois (Oct. 13)
Punting Yards: 367 vs. Illinois (Oct. 13)
Punting Average: 53.5 vs. Air Force (Sept. 8)
Punt Return Attempts: 4 vs. Alabama (Sept. 1)/ at Ohio State (Nov. 24)
Punt Return Yards: 66 vs. South Carolina (Jan. 1)
Kickoff Return Attempts: 8 at Purdue (Oct. 6)
Kickoff Return Yards: 183 at Purdue (Oct. 6)
Interceptions: 5 at Notre Dame (Sept. 22)
Interception Yards: 69 at Notre Dame (Sept. 22)
Turnovers Gained: 6 at Notre Dame (Sept. 22)
Turnovers Lost: 4 at Purdue (Oct. 6)
Sacks: 4 at Ohio State (Nov. 24)
Sacks Against: 4 at Ohio State (Nov. 24)
First Downs: 27 vs. Northwestern (Nov. 10)
Penalties: 10 vs. UMass (Sept. 15)
Penalty Yards: 104 at Nebraska (Oct. 27)

2012 MICHIGAN SCORING DRIVES/PLAYS

2012 MICHIGAN SCORING DRIVES

OPPONENT	PLAYS	YARDS	TOP	RESULT	QTR	PLAY
Alabama	3	75	2:05	TD	2	Denard Robinson 6-yard run (Brendan Gibbons kick)
Alabama	5	86	2:16	TD	3	Denard Robinson 44-yard pass to Devin Gardner (Brendan Gibbons kick)
Air Force	2	80	0:48	TD	1	Denard Robinson 79-yard run (Brendan Gibbons kick)
Air Force	8	88	4:09	TD	2	Denard Robinson 30-yard pass to Devin Funchess (Brendan Gibbons kick)
Air Force	1	58	0:24	TD	3	Denard Robinson 58-yard run (Brendan Gibbons kick)
Air Force	7	65	3:32	TD	3	Denard Robinson 7-yard pass to Devin Gardner (Brendan Gibbons kick)
Air Force	11	52	4:03	FG	4	Brendan Gibbons 31-yard FG
UMass	5	65	2:21	TD	1	Denard Robinson 26-yard pass to Devin Funchess (Brendan Gibbons kick)
UMass	8	45	3:57	TD	1	Fitzgerald Toussaint 11-yard run (Brendan Gibbons kick)
UMass	2	71	0:39	TD	2	Vincent Smith 5-yard run (Brendan Gibbons kick)
UMass	5	75	3:02	TD	2	Denard Robinson 42-yard pass to Devin Gardner (Brendan Gibbons kick)
UMass	5	55	2:00	TD	2	Denard Robinson 36-yard run (Brendan Gibbons kick)
UMass	9	83	1:48	TD	2	Taylor Lewan 0-yard fumble recovery (Brendan Gibbons kick)
UMass	5	41	2:02	TD	3	Denard Robinson 18-yard pass to Roy Roundtree (Brendan Gibbons kick)
UMass	10	72	5:08	TD	3	Vincent Smith 9-yard run (Brendan Gibbons kick)
UMass	5	22	2:33	TD	4	Justice Hayes 1-yard run (Brendan Gibbons kick)
Notre Dame	14	42	7:40	FG	4	Brendan Gibbons 33-yard FG
Notre Dame	11	56	3:19	FG	4	Brendan Gibbons 31-yard FG
Purdue	17	78	8:48	TD	1	Fitzgerald Toussaint 1-yard run (Brendan Gibbons kick)
Purdue	8	63	3:55	TD	2	Fitzgerald Toussaint 1-yard run (Brendan Gibbons kick)
Purdue				TD	2	Raymon Taylor 63-yard interception return (Brendan Gibbons kick)
Purdue	7	74	3:47	TD	2	Denard Robinson 23-yard pass to Devin Gardner (Brendan Gibbons kick)
Purdue	8	61	4:15	FG	3	Brendan Gibbons 29-yard FG
Purdue	5	51	2:32	FG	4	Brendan Gibbons 42-yard FG
Purdue	6	17	3:10	FG	4	Brendan Gibbons 27-yard FG
Purdue	4	33	2:05	TD	4	Thomas Rawls 7-yard run (Brendan Gibbons kick)
Illinois	5	85	2:29	TD	1	Denard Robinson 71-yard pass to Jeremy Gallon (Brendan Gibbons kick)
Illinois	9	65	5:07	FG	1	Brendan Gibbons 18-yard FG
Illinois	9	68	3:56	TD	2	Denard Robinson 6-yard run (Brendan Gibbons kick)
Illinois	6	74	2:49	TD	3	Denard Robinson 49-yard run (Brendan Gibbons kick)
Illinois	4	27	1:47	TD	3	Denard Robinson 8-yard pass to Devin Funchess (Brendan Gibbons kick)
Illinois	2	6	0:41	TD	3	Fitzgerald Toussaint 2-yard run (Brendan Gibbons kick)
Illinois	3	72	1:36	TD	4	Thomas Rawls 63-yard run (Brendan Gibbons kick)
Michigan St.	11	77	5:19	FG	2	Brendan Gibbons 24-yard FG
Michigan St.	5	39	0:48	FG	2	Matt Wile 48-yard FG
Michigan St.	10	54	3:26	FG	4	Brendan Gibbons 21-yard FG
Michigan St.	8	41	1:55	FG	4	Brendan Gibbons 38-yard FG
Nebraska	10	44	4:50	FG	2	Brendan Gibbons 52-yard FG
Nebraska	10	67	4:34	FG	2	Brendan Gibbons 24-yard FG
Nebraska	8	58	4:01	FG	3	Brendan Gibbons 38-yard FG
Minnesota	12	91	7:05	TD	2	Devin Gardner 45-yard pass to Drew Dileo (Brendan Gibbons kick)
Minnesota	13	90	5:05	TD	2	Thomas Rawls 2-yard run (Brendan Gibbons kick)
Minnesota	7	86	3:13	TD	3	Devin Gardner 10-yard pass to Jeremy Gallon (Brendan Gibbons kick)
Minnesota	8	79	4:19	TD	4	Devin Gardner 2-yard run (Brendan Gibbons kick)
Minnesota	4	50	2:12	TD	4	Fitzgerald Toussaint 41-yard run (Brendan Gibbons kick)
Northwestern	10	78	5:52	TD	1	Devin Gardner 8-yard run (Brendan Gibbons kick)
Northwestern	10	37	4:57	TD	2	Thomas Rawls 1-yard run (Brendan Gibbons kick)
Northwestern	4	78	2:14	TD	3	Devin Gardner 28-yard pass to Fitzgerald Toussaint (Brendan Gibbons kick)
Northwestern	11	91	4:23	TD	4	Devin Gardner 8-yard pass to Devin Funchess (Brendan Gibbons kick)
Northwestern	3	53	0:16	FG	4	Brendan Gibbons 26-yard FG
Northwestern	5	25	0:00	TD	OT	Devin Gardner 1-yard run (Brendan Gibbons kick)
Iowa	12	70	4:41	TD	1	Devin Gardner 1-yard run (Brendan Gibbons kick)
Iowa	7	79	3:39	TD	2	Devin Gardner 37-yard pass to Roy Roundtree (Brendan Gibbons kick)
Iowa	8	75	4:06	TD	2	Devin Gardner 1-yard run (Brendan Gibbons kick)
Iowa	7	87	2:13	TD	2	Devin Gardner 18-yard pass to Vincent Smith (Brendan Gibbons kick)
Iowa	11	81	6:19	TD	3	Devin Gardner 3-yard run (Brendan Gibbons kick)
Iowa	6	60	2:45	TD	3	Devin Gardner 29-yard pass to Devin Funchess (Brendan Gibbons kick)
Ohio State	3	83	1:02	TD	1	Devin Gardner 75-yard pass to Roy Roundtree (Brendan Gibbons kick)
Ohio State	5	25	2:43	TD	2	Devin Gardner 2-yard run (Brendan Gibbons kick)
Ohio State	2	75	0:50	TD	2	Denard Robinson 67-yard run (Brendan Gibbons kick)
South Carolina	8	51	3:14	FG	1	Brendan Gibbons 39-yard FG
South Carolina	11	75	5:48	TD	2	Devin Gardner 5-yard pass to Drew Dileo (Brendan Gibbons kick)
South Carolina	8	8	4:34	FG	2	Brendan Gibbons 40-yard FG
South Carolina	11	45	4:29	FG	3	Matt Wile 52-yard FG
South Carolina	9	65	4:28	TD	3	Devin Gardner 10-yard pass to Jeremy Gallon (Gardner Intercepted-failed)
South Carolina	10	64	4:37	TD	4	Devin Gardner 17-yard pass to Jeremy Gallon (Smith rush-failed)

MICHIGAN OFFENSIVE SCORING DRIVE ANALYSIS

Category	Minus	0-9	10-19	20-29	30-39	40-49	50-59	60-69	70-79	80-89	90-99
Michigan TD	0	1	0	4	2	2	3	7	17	8	3
Michigan FG	0	1	1	0	1	4	7	3	1	0	0

Longest Drives:

Plays: 17 at Purdue (Oct. 6)

Yards: 91, at Minnesota (Nov. 3)/vs. Northwestern (Nov. 10)

Time of Possession: 8:48 at Purdue (Oct. 6)

2012 OPPONENT SCORING DRIVES/PLAYS

2012 OPPONENT SCORING DRIVES

OPPONENT	PLAYS	YARDS	TOP	RESULT	QTR	PLAY
Alabama	9	61	4:22	TD	1	AJ McCarron 2-yard pass to M. Williams (Shelley kick)
Alabama	3	67	0:45	TD	1	AJ McCarron 51-yard pass to White (Shelley kick)
Alabama	3	17	0:51	TD	1	Lacy 9-yard run (Shelley kick)
Alabama	8	61	3:25	FG	2	Shelley 22-yard FG
Alabama				TD	2	Mosley 16-yard interception return (Shelley kick)
Alabama	5	21	1:51	FG	3	Foster 51-yard FG
Alabama	7	57	4:27	TD	4	Yeldon 1-yard run
Air Force	14	71	4:55	FG	1	Parker Herrington 22-yard field goal
Air Force	11	55	3:49	TD	2	Cody Getz 5-yard run (Parker Herrington kick)
Air Force	14	88	4:46	TD	3	Cody Getz 1-yard run (Parker Herrington kick)
Air Force	10	39	3:18	TD	4	Cody Getz 8-yard run (2-pt conf. - Connor Dietz pass to Marc Hendricks)
UMass	13	66	4:26	FG	2	B. Levensgood 25-yard FG
UMass				TD	2	Christian Birt 32-yard interception return (Levensgood kick)
UMass	8	57	1:53	FG	2	B. Levensgood 32-yard FG
Notre Dame	4	1	0:58	FG	2	Brindza 33-yard FG
Notre Dame	8	48	4:49	TD	2	T. Rees 2-yard run (Brindza kick)
Notre Dame	11	53	6:24	FG	4	Brindza 39-yard FG
Purdue	10	50	4:06	FG	2	Paul Griggs 40-yard FG
Purdue	7	36	1:30	TD	2	Caleb TerBush 4-yard pass to O.J. Ross (Griggs kick)
Purdue	14	58	5:02	FG	4	Paul Griggs 37-yard FG
Michigan St.	10	80	4:49	TD	3	Andrew Maxwell 2-yard pass to Paul Lang (Dan Conroy kick)
Michigan St.	18	90	7:49	FG	4	Dan Conroy 19-yard FG
Nebraska	6	72	2:04	TD	2	Taylor Martinez 32-yard pass to Kenny Bell (Brett Maher kick)
Nebraska	4	2	0:49	FG	3	Brett Maher 19-yard FG
Nebraska	4	5	1:38	FG	3	Brett Maher 51-yard FG
Nebraska	9	57	3:05	FG	3	Brett Maher 31-yard FG
Nebraska	3	47	1:13	TD	4	Ameer Abdullah 12-yard run (Brett Maher kick)
Minnesota	6	43	2:42	TD	2	Philip Nelson 10-yard pass to John Rabe (J. Wettstein kick)
Minnesota	13	69	6:15	FG	4	J. Wettstein 26-yard FG
Minnesota	13	69	4:14	FG	4	J. Wettstein 19-yard FG
Northwestern	10	78	4:38	TD	1	Venric Mark 3-yard run (Jeff Budzien kick)
Northwestern	6	56	1:28	TD	2	Trevor Siemian 19-yard pass to C. Dickerson (Jeff Budzien kick)
Northwestern	10	75	1:28	TD	3	Kain Colter 23-yard pass to Dan Vitale (Jeff Budzien kick)
Northwestern	13	53	5:30	FG	3	Jeff Budzien 34-yard FG
Northwestern	8	66	4:46	TD	4	Trevor Siemian 15-yard pass to Tony Jones (Jeff Budzien kick)
Iowa	14	75	6:43	TD	1	James Vandenberg 16-yard pass to H. Krieger Coble (Mike Meyer kick)
Iowa	8	55	3:39	FG	2	Mike Meyer 27-yard FG
Iowa	7	45	3:42	TD	4	James Vandenberg 13-yard pass to Mark Weisman (Mike Meyer kick)
Ohio State	6	75	2:19	TD	1	Carlos Hyde 3-yard run (Drew Basil kick)
Ohio State	11	47	6:26	FG	1	Drew Basil 41-yard FG
Ohio State	6	59	2:22	TD	2	Braxton Miller 14-yard pass to Corey Brown (Drew Basil kick)
Ohio State	5	30	0:32	FG	2	Drew Basil 52-yard FG
Ohio State	7	35	3:42	FG	3	Drew Basil 28-yard FG
Ohio State	4	2	1:53	FG	4	Drew Basil 25-yard FG
South Carolina	3	67	1:34	TD	1	Connor Shaw 56-yard pass to Damiere Byrd (Adam Yates kick)
South Carolina				TD	1	Ace Sanders 63-yard punt return (Adam Yates kick)
South Carolina	4	75	1:47	TD	2	Connor Shaw 4-yard pass to Ace Sanders (Adam Yates kick)
South Carolina	1	31	0:09	TD	4	Connor Shaw 31-yard pass to Ace Sanders (Shaw pass failed)
South Carolina	11	70	3:18	TD	4	Dylan Thompson 32-yard pass to Bruce Ellington (Thompson pass failed)

OPPONENT SCORING DRIVE ANALYSIS

Category	Minus	0-9	10-19	20-29	30-39	40-49	50-59	60-69	70-79	80-89	90-99
Opponent TD	0	0	1	0	3	4	4	5	7	2	0
Opponent FG	0	4	0	1	3	7	6	4	1	0	1

Longest Drives:

Plays: 18 vs. Michigan St. (Oct. 20)

Yards: 90 vs. Michigan St. (Oct. 20)

Time of Possession: 7:49 vs. Michigan St. (Oct. 20)

2012 MICHIGAN BIG PLAYS

2012 MICHIGAN 20+-YARD PLAYS FROM SCRIMMAGE

- 79 - Run - Denard Robinson vs. Air Force (Sept. 8)**
75 - Rec. - Roy Roundtree from Devin Gardner at Ohio State (Nov. 24)
 71 - Rec. - Jeremy Gallon from Denard Robinson vs. Alabama (Sept. 1)
71 - Rec. - Jeremy Gallon from Denard Robinson vs. Illinois (Oct. 13)
67 - Run - Denard Robinson at Ohio State (Nov. 24)
 66 - Rec. - Drew Dileo from Denard Robinson vs. UMass (Sept. 15)
63 - Run - Thomas Rawls vs. Illinois (Oct. 13)
 59 - Run - Denard Robinson at Purdue (Oct. 6)
58 - Run - Denard Robinson vs. Air Force (Sept. 8)
 53 - Rec. - Roy Roundtree from Devin Gardner vs. Northwestern (Nov. 10)
 51 - Rec. - Jeremy Gallon from Devin Gardner vs. Iowa (Nov. 17)
 50 - Run - Fitzgerald Toussaint vs. Northwestern (Nov. 10)
49 - Run Denard Robinson vs. Illinois (Oct. 13)
 47 - Rec. - Jeremy Gallon from Devin Gardner at Minnesota (Nov. 3)
 47 - Rec. - Roy Roundtree from Devin Gardner at Minnesota (Nov. 3)
 46 - Run - Denard Robinson at Purdue (Oct. 6)
45 - Rec. - Drew Dileo from Devin Gardner at Minnesota (Nov. 3)
44 - Rec. - Devin Gardner from Denard Robinson vs. Alabama (Sept. 1)
 44 - Run - Denard Robinson vs. Michigan St. (Oct. 20)
42 - Rec. - Devin Gardner from Denard Robinson vs. UMass (Sept. 15)
 42 - Rec. - Jeremy Gallon from Devin Gardner vs. Northwestern (Nov. 10)
41 - Run - Fitzgerald Toussaint at Minnesota (Nov. 3)
 40 - Run - Denard Robinson vs. Iowa (Nov. 17)
 38 - Run - Denard Robinson at Purdue (Oct. 6)
 38 - Run - Fitzgerald Toussaint vs. Michigan St. (Oct. 20)
37 - Rec. - Roy Roundtree from Devin Gardner vs. Iowa (Nov. 17)
36 - Run - Denard Robinson vs. UMass (Sept. 15)
 35 - Rec. - Drew Dileo from Denard Robinson vs. Michigan St. (Oct. 20)
 33 - Rec. - Roy Roundtree from Denard Robinson vs. Illinois (Oct. 13)
 33 - Run - Denard Robinson vs. Illinois (Oct. 13)
 32 - Rec. - Roy Roundtree from Denard Robinson at Nebraska (Oct. 27)
 32 - Rec. - Roy Roundtree from Devin Gardner vs. Northwestern (Nov. 10)
 31 - Run - Fitzgerald Toussaint at Notre Dame (Sept. 22)
 31 - Rec. - Jeremy Gallon from Devin Gardner vs. Iowa (Nov. 17)
 31 - Rec. - Jeremy Gallon from Devin Gardner vs. Iowa (Nov. 17)
30 - Rec. - Devin Funchess from Denard Robinson vs. Air Force (Sept. 8)
 30 - Run - Denard Robinson at Ohio State (Nov. 24)
 30 - Rec. - Jeremy Gallon from Devin Gardner at Ohio State (Nov. 24)
 29 - Rec. - Devin Funchess from Denard Robinson vs. Air Force (Sept. 8)
29 - Rec. - Devin Funchess from Devin Gardner vs. Iowa (Nov. 17)
 28 - Rec. - Jeremy Gallon from Denard Robinson at Purdue (Oct. 6)
28 - Rec. - Fitzgerald Toussaint from Devin Gardner vs. Northwestern (Nov. 10)
 26 - Rec. - Devin Funchess from Denard Robinson vs. Air Force (Sept. 8)
26 - Rec. - Devin Funchess from Denard Robinson vs. UMass (Sept. 15)
 26 - Rec. - Jeremy Gallon from Devin Gardner vs. South Carolina (Jan. 1)
 25 - Rec. - Roy Roundtree from Devin Gardner vs. Northwestern (Nov. 10)
 24 - Run - Denard Robinson vs. UMass (Sept. 15)
 24 - Run - Justice Hayes vs. Illinois (Oct. 13)
23 - Rec. - Devin Gardner from Denard Robinson at Purdue (Oct. 6)
 22 - Run - Vincent Smith vs. Alabama (Sept. 1)
 22 - Rec. - Drew Dileo from Denard Robinson vs. Michigan St. (Oct. 20)
 22 - Rec. - Jeremy Gallon from Denard Robinson vs. Michigan St. (Oct. 20)
 22 - Rec. - Jerald Robinson from Devin Gardner at Minnesota (Nov. 3)
 21 - Rec. - Devin Funchess from Denard Robinson vs. Air Force (Sept. 8)
 21 - Rec. - Jeremy Gallon from Devin Gardner vs. South Carolina (Jan. 1)
 20 - Rec. - Drew Dileo from Denard Robinson vs. Alabama (Sept. 1)
 20 - Rec. - Devin Gardner from Denard Robinson vs. Air Force (Sept. 8)
 20 - Run - Denard Robinson at Notre Dame (Sept. 22)
 20 - Rec. - Jerald Robinson from Denard Robinson at Notre Dame (Sept. 22)
 20 - Rec. - Drew Dileo from Denard Robinson vs. Michigan St. (Oct. 20)
 20 - Run - Denard Robinson vs. Iowa (Nov. 17)

20+-yard Receptions - 40 (12, Jeremy Gallon; 8, Roy Roundtree; 6, Drew Dileo; 6, Devin Funchess; 4, Devin Gardner; 2, Jerald Robinson; 1, Denard Robinson; 1, Fitzgerald Toussaint)

20+-yard Runs - 21 (14, Denard Robinson, 4 Fitzgerald Toussaint, 1 Justice Hayes, 1 Thomas Rawls, 1 Vincent Smith)

Bold indicates a TOUCHDOWN

MICHIGAN WEEK-BY-WEEK LEADERS

Opponent	Rushes	Rushing Yards	Receptions	Receiving Yards	Tackles	TFLs	Sacks
vs. Alabama	13, V. Smith	33, V. Smith	4, Gallon	107, Gallon	9, T. Gordon	1.5, Brink	1.0, Campbell
Air Force	20, D. Robinson	218, D. Robinson	5, Gardner	106, Funchess	11, Ryan	2.0, Clark	--
UMass	15, Toussaint	106, D. Robinson	3, Dileo/Gallon	91, Dileo	7, Hawthorne	2.0, Black	1.0, Bolden
at Notre Dame	26, D. Robinson	90, D. Robinson	3, Gardner/Gallon/ Roundtree	40, Gardner	7, Kovacs/Morgan	1.0, Kovacs	--
at Purdue	24, D. Robinson	235, D. Robinson	3, Gallon	37, Gallon	6, Demens/Ryan/ Morgan	2.0, Ryan/Morgan	1.0, Ryan/Roh
Illinois	18, Toussaint	128, D. Robinson	1, 9 Players	71, Gallon	11, Ryan	3.5, Ryan	1.5, Ryan
Michigan St.	20, D. Robinson	96, D. Robinson	4, Dileo	92, Dileo	11, Morgan	1.0, Ryan	1.0, Ryan
at Nebraska	15, Toussaint	46, D. Robinson	2, Jackson, Smith, Gallon	32, Roundtree	10, Demens	2.0, Roh	1.0, Roh
at Minnesota	16, Rawls	70, Toussaint	4, Gallon/Dileo	72, Gallon	10, Demens	3.0, Ryan	1.0, Kovacs
Northwestern	18, Toussaint	92, Toussaint	7, Gallon	139, Roundtree	11, T. Gordon	2.0, Demens	1.0, Roh/Black
Iowa	13, D. Robinson	98, D. Robinson	5, Gallon/Roundtree	133, Gallon	12, Ross III	2.0, Ryan/Clark	1.0, Kovacs/Clark
at Ohio State	10, D. Robinson	122, D. Robinson	6, Gallon	92, Roundtree	11, Morgan	2.0, Clark	1.0, Black/Clark/Gordon
South Carolina	23, D. Robinson	100, D. Robinson	9, Gallon	145, Gallon	6, T. Gordon	1.5, Ryan	1.0, Black/Washington

TURNOVER CHART

MICHIGAN (FORCED 18)

How obtained	Qtr	Player	Plays/Yards	First Downs	Conclusion
Alabama (1) Fumble	2	Gordon Force, Taylor Rec.			End of Half
Air Force (0) UMass (1) Fumble	4	Gyarmati	5/22	2	Touchdown (Hayes 1-yd rush)
Notre Dame (2) Interception	1	Golson by Taylor	4/-15	0	Missed field goal
Interception	2	Golson by T. Gordon	4/14	1	Interception
Purdue (4) Interception	2	TerBush by Taylor			63-yd interception touchdown return
Fumble	2	Hollowell	4/-1	0	Missed field goal
Interception	4	Marve by T. Gordon	6/17	1	Gibbons 27-yd field goal
Fumble	4	J. Wilson	2/-3	0	End of Game
Illinois (2) Interception	3	O'Toole by Demens	4/27	2	Touchdown (Funchess 8-yd catch from D. Robinson)
Fumble	3	Ryan Force, Ojemudia Rec.	2/6	1	Touchdown (Toussaint 2-yd rush)
Michigan St. (1) Interception	3	Maxwell by Kovacs	10/54	3	Gibbons 21-yd field goal
Nebraska (2) Fumble	2	Washington Force, Heitzman Rec.	3/-9	0	End of Half
Interception	3	Maxwell by Kovacs	10/54	3	Gibbons 21-yd field goal
Minnesota (1) Fumble	2	Clark Force, Avery Rec.	4/6	0	Downs
Northwestern (1) Fumble	2	Black Force, Bolden Rec.	10/37	4	Touchdown (Rawls 1-yd rush)
Iowa (0) Ohio State (2) Fumble	2	Marvin Robinson Rec.	5/25	2	Touchdown (Gardner 2-yd rush)
Fumble	4	Avery Force, Clark Rec.	3/7	0	Punt
South Carolina (1) Fumble	2	Ojemudia Force, Ryan Rec.	8/8	1	Gibbons 40-yd field goal

OPPONENT (FORCED 27)

How obtained	Qtr	Player	Plays/Yards	First Downs	Conclusion
Alabama (3) Interception	1	Robinson by Milliner	3/17	1	Touchdown
Interception	2	Robinson by Mosley			16 yd interception touchdown return
Interception	4	Bellomy by Lee	2/3	0	End of Game
Air Force (1) Interception	2	Robinson by Kusan	11/55	3	Touchdown
UMass (1) Interception	2	Robinson by Birt			32 yd interception touchdown return
Notre Dame (6) Interception	1	Smith by Baratti	5/18	1	Punt
Interception	2	Robinson by Te'o	4/1	0	33-yd field goal
Interception	2	Robinson by Jackson	4/29	2	Interception (by Gordon)
Interception	2	Robinson by Te'o	8/48	3	2-yd touchdown
Interception	2	Robinson by Russell	0/0		End of Half
Fumble	3	Robinson by Spond	4/21	1	Punt
Purdue (1) Fumble	2	Robinson by Gaston	7/36	3	4-yd touchdown
Illinois (1) Fumble	4	Bellomy by Monheim	4/(-2)	0	Punt
Michigan St. (1) Interception	3	Robinson by Bullough	0/0		End of Half
Nebraska (3) Interception	3	Bellomy by P.J. Smith	4/2	0	19-yard field goal
Interception	4	Bellomy by D. Stafford	3/47	2	12-yard Touchdown
Interception	4	Bellomy by Jean-Baptiste	11/43	4	End of Game
Minnesota (1) Interception	1	Gardner by C. Thompson	5/-2	1	Punt
Northwestern (2) Fumble	2	Toussaint by Ariguzo	6/34	2	Punt
Interception	4	Gardner by D. Dugar	7/1	1	Punt
Iowa (1) Interception	4	Gardner by Micah Hyde	10-81	3	Downs
Ohio State (4) Fumble	1	Gardner by Washington	3/-11	0	Punt
Fumble	3	Robinson by Bryant	8/15	2	Missed FG
Fumble	4	Gardner by Bennett	4/2	0	25-yard field goal
Interception	4	Gardner by Barnett	8/18	2	End of Game
South Carolina (2) Interception	1	Gardner by Legree	3/3	0	Punt
Fumble	4	Smith by Clowney	1/31	1	31-yard Touchdown