



2012 MICHIGAN FOOTBALL



HAIL TO THE VICTORS VALIANT HAIL TO THE CONQUERING HEROES

11 NATIONAL TITLES

41 BOWL GAME APPEARANCES

42 BIG TEN TITLES

133 YEARS OF MICHIGAN FOOTBALL

ATHLETIC MEDIA RELATIONS • 1100 SOUTH STATE STREET • ANN ARBOR, MICHIGAN • OFFICE (734) 763-4423 • FAX (734) 647-1188 • MGOBLUE.COM

DID YOU KNOW?

- Michigan leads the all-time series vs. Nebraska 4-2-1.
- With last week's win vs. Michigan State, U-M became the first program in NCAA history to reach 900 wins.
- Last week, Michigan won a game without scoring a TD for the first time since posting a 5-0 win against Purdue on Nov. 11, 1995.
- QB Denard Robinson is 4th in Michigan history with 49 TD passes and tied for 3rd with 41 TD runs. Robinson ranks 4th in school history in passing yards (6,195) and 5th in rushing yards (4,129).
- Robinson ranks first in U-M history in career total offensive yardage (10,324), surpassing previous record holder Chad Henne (9,400, 2004-07).
- Robinson has broken off a 20+ yard run 41 times in his career.
- With one more passing TD, Robinson will become the first QB in Big Ten history to post 50 passing TDs and 40 rushing TDs.
- Robinson owns the top eight single-game total offense totals in U-M history.
- Robinson has not thrown a second-half interception this season.
- Strong safety Jordan Kovacs is only the 15th player in U-M history to record 300 career tackles.
- U-M is 15-0 under head coach Brady Hoke when scoring 20 or more points. The Wolverines are 1-4 under Hoke when scoring less than 20 points.

TABLE OF CONTENTS

Game Day Information.....1
 Quick Facts.....2-3
 Tale of the Tape4
 National Polls9
 U-M Record When 10
 Game Notes..... 4-13
 Starting Lineups 14
 Depth Chart..... 15
 Rosters.....16-19
 Brady Hoke20-21
 Coaching and Support Staff.....21
 Individual Career Bests.....22-23
 Michigan Stadium.....25
 Game Recaps26-31

FOLLOW THE WOLVERINES ON ...

Twitter
twitter.com/umichfootball

Facebook
Search Michigan Football

iTunes
Search MGoBlue

Nebraska Cornhuskers (5-2, 2-1) Big Ten Conference) vs. #20/20 Michigan Wolverines (5-2, 3-0 Big Ten Conference)

GAME 8: Saturday, October 27, 2012 • 8:00 P.M. EDT/7:00 P.M. CDT
Memorial Stadium (81,091), Lincoln, Neb.



Series vs. Nebraska: 4-2-1

Last Meeting vs. Nebraska:

Michigan 45, Nebraska 17 (Nov. 19, 2011)

Television: ESPN2

Radio: ESPN Radio/Michigan IMG Sports Network

Live Stats: MGoBlue.com

GAMEDAY QUICK HITS

TELEVISION COVERAGE

ESPN2
 Play-by-Play - Mark Jones
 Color Analyst - Brock Huard
 Sideline Reports - Jessica Mendoza

RADIO COVERAGE

The Michigan Football Radio Network is comprised of 41 affiliates in addition to Armed Services Radio and SiriusXM (channels 113 and 200). Frank Beckmann handles play-by-play with Jim Brandstatter serving as the color analyst. Doug Karsch provides sideline reports. ESPN Radio will broadcast the game with Bill Rosinski (play-by-play), David Norrie (color analyst) and Joe Schad (sideline reporter).

WOLVERINES AND THE CORNHUSKERS

This will be the eighth meeting between Michigan and Nebraska, and it marks Michigan's first trip to Lincoln since 1911, when the Wolverines and Cornhuskers played to a 6-6 tie. Michigan and Nebraska faced each other last season in Ann Arbor, with U-M earning a 45-17 victory. Prior to that meeting, Nebraska defeated Michigan, 32-28, at the 2005 Alamo Bowl in San Antonio, Texas.

ROBINSON CONTINUES TO CLIMB ALL-TIME LISTS

Denard Robinson continues to move up the NCAA, Big Ten and Michigan record books. After posting two rushing touchdowns against Illinois on Oct. 13, Robinson became the eighth player in NCAA history to rush for 40 touchdowns and pass for 40 touchdowns in his career. With 287 yards of total offense against the Fighting Illini, Robinson became only the eighth player in Big Ten history to post at least 10,000 yards in his career. He ranks first in U-M history in career total offensive yardage (10,324) after surpassing previous record holder Chad Henne (9,400, 2004-07) at Notre Dame on Sept. 22. Robinson is also third among U-M's all-time leaders in career rushing touchdowns with 41, and in fourth place among U-M all-time leaders in passing touchdowns with 49.

Robinson (4,129 yards) set the Big Ten career quarterback rushing mark against Purdue on Oct. 6, eclipsing the previous mark set by Indiana's Antwaan Randle El (3,895 yards, 1998-01). After rushing for 96 yards last week against Michigan State, Robinson reached the third spot on the NCAA's list of all-time leaders in rushing yards by a quarterback, surpassing Nevada's Colin Kaepernick (4,112, 2007-10). Former West Virginia signal caller Pat White holds the NCAA record for career rushing yards by a QB (4,480, 2005-08).

2012 SCHEDULE AND RESULTS

DATE	RANK	OPPONENT	RESULT	TIME	TV	ATTEND.
Sept. 1	8/2	vs. Alabama#	L, 14-41	8:12 p.m.	ABC	90,413
Sept. 8	19 / -	AIR FORCE	W, 31-25	3:35 p.m.	ABC	112,522
Sept. 15	17 / -	MASSACHUSETTS	W, 63-13	3:42 p.m.	BTN	110,708
Sept. 22	18/11	at Notre Dame	L, 6-13	7:39 p.m.	NBC	80,795
Oct. 6	- / -	at Purdue*	W, 44-13	4:00 p.m.	BTN	50,105
Oct. 13	25 / -	ILLINOIS*	W, 45-0	3:35 p.m.	ABC	110,922
Oct. 20	23 / -	MICHIGAN STATE*	W, 12-10	3:30 p.m.	BTN	113,833
Oct. 27	20 / -	at Nebraska*		8:00 p.m.	ESPN2	
Nov. 3	- / -	at Minnesota*		TBA		
Nov. 10	- / -	NORTHWESTERN*				
Nov. 17	- / -	IOWA *				
Nov. 24	- / -	at Ohio State *		12:00 p.m.	ABC	

#Cowboys Classic (Arlington, Texas)

All Times Eastern

* Big Ten Games

Home Games Bold at Michigan Stadium

Rank (U-M / Opponent) from the Associated Press Top 25 Poll

MICHIGAN FOOTBALL QUICK FACTS

MEDIA RELATIONS

Phone: (734) 763-4423
Fax: (734) 647-1188
Internet Site: MGoBlue.com

Mailing Address:
 Public and Media Relations
 University of Michigan
 1100 S. State St.
 Ann Arbor, MI 48109-2201

ASSOCIATE A.D.
 David Ablauf (dablauf@umich.edu)

FOOTBALL
 Justin Dickens (dickensj@umich.edu)

SECONDARY FOOTBALL/MEN'S TENNIS
 Zach Eisendrath (zeisen@umich.edu)

PUBLICATIONS
 Barb Cossman (bcossman@umich.edu)

MEN'S BASKETBALL/MEN'S AND WOMEN'S GOLF
 Tom Wywrot (twywrot@umich.edu)

WRESTLING/WATER POLO/FIELD HOCKEY
 Leah Howard (lchoward@umich.edu)

WOMEN'S SWIMMING AND DIVING/ SOFTBALL
 TBA

VOLLEYBALL/BASEBALL
 Kent Reichert (kereiche@umich.edu)

WOMEN'S SOCCER/WOMEN'S GYMNASTICS/MEN'S SWIMMING AND DIVING
 Brad Rudner (brudner@umich.edu)

ICE HOCKEY/WOMEN'S ROWING
 Rob Tillotson (rtillot@umich.edu)

WOMEN'S BASKETBALL/WOMEN'S TENNIS
 Sarah VanMetre (vanmetre@umich.edu)

MEN'S AND WOMEN'S TRACK AND FIELD AND CROSS COUNTRY/ WOMEN'S LACROSSE
 Whitney Dixon (whitdix@umich.edu)

MEN'S SOCCER/MEN'S GYMNASTICS/MEN'S LACROSSE
 Scott Kempes (skempes@umich.edu)

DIRECTOR OF INTERNET
 Jon Ripperger (ripp@umich.edu)

INTERNET
 Matt Baumer (mbaumer@umich.edu)

ADMINISTRATIVE ASSISTANT SENIOR
 Tara Preston (tlap@umich.edu)

ADMINISTRATIVE ASSISTANT
 Joan Medrich (jmedrich@umich.edu)

UNIVERSITY INFORMATION

School: University of Michigan
Location: Ann Arbor, Mich.
Enrollment: 41,942
Founded: 1817
University President: Mary Sue Coleman
Director of Athletics: Dave Brandon
Nickname: Wolverines
Colors: Maize and Blue
Band: Michigan Marching Band
Fight Song: The Victors
Conference: Big Ten

FOOTBALL INFORMATION

First Year of Varsity Status: 1879
All-Time Record: 900-312-36 (133rd season)
All-Time Big Ten Record: 476-186-18 (106th season)
National Titles: 11
Big Ten Championships: 42
Bowl Games (Record): 41 (20-21)
Consensus All-Americans: 78
First-Team All-Big Ten Selections: 393

MICHIGAN STADIUM

Completed: 1927 (86th season)
Stadium Capacity: 109,901
Surface: FieldTurf (artificial)
Largest Crowd (Opp., Year): 114,804 (Notre Dame, 2011)
Record at Michigan Stadium: 396-120-15
Consecutive 100,000-plus Crowds: 241 (Nov. 8, 1975 to current)

2012 SEASON IN REVIEW

Overall Record: 5-2 (.714)
Big Ten Record: 3-0 (1.000)
Home: 4-0 / **Away:** 1-1 / **Neutral:** 0-1

MICHIGAN HEAD COACHES

Brady Hoke	2011-present	16-4	(.800)
Rich Rodriguez	2008-10	15-22	(.405)
Lloyd Carr	1995-2007	122-40	(.753)
Gary Moeller	1990-94	44-13-3	(.758)
Bo Schembechler	1969-89	194-48-5	(.796)
Bump Elliott	1959-68	51-42-2	(.547)
Bennie Oosterbaan	1948-58	63-33-4	(.650)
Fritz Crisler	1938-47	71-16-3	(.806)
Harry Kipke	1929-37	46-26-4	(.632)
Tad Wieman	1927-28	9-6-1	(.594)
George Little	1924	6-2	(.750)
Fielding Yost	1901-23, 1925-26	165-29-10	(.833)
Biff Lea	1900	7-2-1	(.750)
Gustave Ferbert	1897-99	24-3-1	(.875)
William Ward	1896	9-1	(.900)
William McCauley	1894-95	17-2-1	(.875)
Frank Barbour	1892-93	14-8	(.636)
M. Murphy/F. Crawford	1891	4-5	(.444)

FOOTBALL HISTORY

First Year of Football1879
 All-Time Record900-312-36 (.736)
 All-Time Conference Record476-186-18 (.713)
 All-Time Bowl Record20-21 (.488)

National Championships 11
 1901, 1902, 1903, 1904, 1918, 1923, 1932, 1933, 1947, 1948, 1997

Conference Championships 42
 1898, 1901, 1902, 1903, 1904, 1906, 1918, 1922, 1923, 1925, 1926, 1930, 1931, 1932, 1933, 1943, 1947, 1948, 1949, 1950, 1964, 1969, 1971, 1972, 1973, 1974, 1976, 1977, 1978, 1980, 1982, 1986, 1988, 1989, 1990, 1991, 1992, 1997, 1998, 2000, 2003, 2004

Bowl Appearances 41
 1901, 1947, 1950, 1964, 1969, 1971, 1975, 1976, 1977, 1978, 1979, 1980, 1981, 1982, 1983, 1984, 1985, 1986, 1987, 1988, 1989, 1990, 1991, 1992, 1993, 1994, 1995, 1996, 1997, 1998, 1999, 2000, 2001, 2002, 2003, 2004, 2005, 2006, 2007, 2010, 2011

Undefeated Seasons 23
 1879, 1880, 1884, 1885, 1886, 1887, 1898, 1901, 1902, 1903, 1904, 1910, 1918, 1922, 1923, 1930, 1932, 1933, 1947, 1948, 1973, 1992, 1997

10+ Win Seasons..... 26
 1898, 1901, 1902, 1903, 1904, 1905, 1947, 1971, 1972, 1973, 1974, 1976, 1977, 1978, 1980, 1985, 1986, 1989, 1991, 1997, 1998, 1999, 2002, 2003, 2006, 2011

Most Consecutive Wins 29 (Sept. 28, 1901 – Oct. 31, 1903)
 All-Time Points Scored 31,072
 First-Team All-Americans 125 (78 consensus)
 First-Team All-Big Ten Players..... 393 (No. 1 in the Big Ten)
 Heisman Trophy Winners..... 3 (1941, 1991, 1997)
 Years with U-M Player in Heisman Top 10..... 26
 National Award Winners 11
 College Football Hall of Fame Members..... 36
 All-Time NFL Draft Picks 337 (two No. 1 picks)
 All-Time First Round Picks 50
 Michigan on TV438 Games; 287-143-8 (No. 1 nationally)
 First TV Game U-M 55, MSU 0 (Sept. 27, 1947 on WWJ-TV)

MICHIGAN FOOTBALL BY DECADE

2010s.....	23-10 (.697)
2000s.....	81-43-0 (.653)
1990s.....	93-26-3 (.775)
1980s.....	90-29-2 (.752)
1970s.....	96-16-3 (.848)
1960s.....	55-40-0 (.579)
1950s.....	52-36-3 (.588)
1940s.....	74-15-3 (.821)
1930s.....	53-26-4 (.663)
1920s.....	58-16-4 (.769)
1910s.....	52-18-6 (.723)
1900s.....	82-8-3 (.898)
1890s.....	72-20-2 (.777)
1880s (no games in 1882)	18-9-0 (.667)
1879.....	1-0-1 (.750)

Overall 900-312-36 (.736)

WEEKLY MEDIA AVAILABILITIES

MONDAY	TUESDAY	WEDNESDAY
12:30 P.M. - Head Coach Brady Hoke Press Conference at Junge Family Champions Center	12:00-12:10 P.M. - Head Coach Brady Hoke Big Ten Teleconference Call	11:30 A.M. - Players available in interview area (Roy Roundtree and J.T. Floyd)
1 P.M. - Players' Press Conference at Junge Family Champions Center:	12:15 - 12:30 P.M. - Greg Mattison Press Conference in Schembechler Hall	12:00 P.M. - Head Coach Brady Hoke available in the interview area
PLAYERS: Will Campbell Thomas Gordon Elliott Mealer	12:30 - 12:45 P.M. - Al Borges Press Conference in Schembechler Hall	*All interview requests should be directed to the University of Michigan Public and Media Relations office.
	6:00 P.M. - Players available in interview area (Jordan Kovacs, Desmond Morgan, Denard Robinson, Jake Ryan, Fitzgerald Toussaint)	

BIG TEN TELECONFERENCE

The Big Ten Teleconferences run throughout the season on a weekly basis, starting Tuesday, Aug. 28. Head coach Brady Hoke will participate on the conference call at 12 p.m. Eastern (11 a.m. Central). The media call-in number can be obtained by calling the Big Ten Conference.

Following is the coaches teleconference lineup:

Time Coach

LEGENDS DIVISION

12:00	Brady Hoke, Michigan
12:10	Pat Fitzgerald, Northwestern
12:20	Bo Pelini, Nebraska
12:30	Mark Dantonio, Michigan State
12:40	Kirk Ferentz, Iowa
12:50	Jerry Kill, Minnesota

LEADERS DIVISION

1:00	Tim Beckman, Illinois
1:10	Danny Hope, Purdue
1:20	Bill O'Brien, Penn State
1:30	Bret Bielema, Wisconsin
1:40	Urban Meyer, Ohio State
1:50	Kevin Wilson, Indiana

MICHIGAN RADIO NETWORK

In its 10th season as a division of IMG College, the Michigan Sports Network represents one of the largest and most-listened to college sports network in the Midwest. Anchored by WWJ-AM (950) in Detroit, the Michigan IMG Radio Network is comprised of 42 affiliate stations in Michigan and Ohio during football season. In addition, U-M football can also be heard on American Armed Forces Radio and is also available on Sirius/XM. Frank Beckmann (play-by-play) and Jim Brandstatter (color) bring the action to you from the booth, with Doug Karsch providing sideline reports and analysis. Following is a list of radio affiliates:

City	Station	Dial Pos.
Alma	WQBX	104.9 FM
Alpena	WATZ	1450 AM
Ann Arbor	WTKA	1050 AM
Battle Creek	WBXX	104.9 FM
Benton Harbor	WSJM	1400 AM
Benton Harbor	WSJM	94.9 FM
Big Rapids	WBRN	1460 AM
Big Rapids	WBRN	107.7 FM
Cadillac	WKAD	93.7 FM
Cassopolis	WGTO	910 AM
Charlevoix	WMKT	1270 AM
Charlevoix	WMKT	102.3 FM
Cleveland, Ohio	WHKW	1220 AM
Detroit	WWJ	950 AM
Escanaba	WDBC	680 AM
Flint	WTRX	1330 AM
Grand Haven	WGHN	1370 AM
Grand Rapids	WOOD	1300 AM
Ishpeming	WIAN	1240 AM
Jackson	WKHM	970 AM
Kalamazoo	WQLR	1660 AM
Lansing	WQTX	92.1 FM
Ludington	WKZC	94.9 FM
Marine City	WHLX	1590 AM
Marquette	WDMJ	1320 AM
Muskegon	WOOD	106.9 FM
Newberry	WNBW	1450 AM
Niles	WNIL	1290 AM
Oscoda	WWTH	100.7 FM
Petoskey	WMBN	1340 AM
Port Huron	WHLS	1450 AM
Reed City	WBRN	95.1 FM
Rogers City	WHAK	980 AM
Rogers City	WHAK	99.9 FM
Saginaw	WSGW	790 AM
Saginaw	WSGW	100.5 FM
Sault Ste. Marie	WKNW	1400 AM
Sturgis	WBET	1230 AM
Toledo	WXKR	100.7 FM
Traverse City	WTCM	580 AM
Warren/Youngstown, Ohio	WHKZ	1440 AM

U-M football can also be heard on American Armed Forces Radio and is also available on Sirius Satellite Radio.

INSIDE MICHIGAN FOOTBALL TV SHOW

Inside Michigan Football presented by PNC Bank is a joint venture between the University of Michigan Athletic Department and IMG College. The weekly football show returns for a fifth season with the first episode on Monday, Aug. 27 at 6:30 p.m., on Fox Sports Detroit. Hosted by Jim Brandstatter, the half-hour show will feature analysis from head coach Brady Hoke and be packed with highlights and behind-the-scenes features on Michigan football.

Inside Michigan Football will broadcast throughout the season, airing every Monday (start time varies from 5:30-6:30 p.m.) on FSN Detroit, with re-airs throughout the week.

Beginning this season, Inside Michigan Football will be available to fans on the Big Ten Digital Network. The show will be available on MGoBlue.com immediately following its airing on FSD.

INSIDE MICHIGAN FOOTBALL RADIO SHOW

Head Coach Brady Hoke will appear each week on the Inside Michigan Football Radio Show. The hour-long show originates on WXYT Radio every Wednesday evening at 7 p.m., with Jim Brandstatter hosting the show. The show is broadcast live from Pizza House (PizzaHouse.com) located at 618 Church Street in Ann Arbor. Following are the stations covering the show:

City	Station	Dial Pos.
Alma	WFYC	1280 AM
Alpena	WATZ	1450 AM
Ann Arbor	WTKA	1050 AM
Battle Creek	WBCK	930 AM
Benton Harbor	WSJM	1400 AM
Benton Harbor	WSJM	94.9 FM
Big Rapids	WBRN	1460 AM
Big Rapids	WBRN	107.7 FM
Cadillac	WKAD	93.7 FM
Cassopolis	WGTO	910 AM
Charlevoix	WMKT	1270 AM
Charlevoix	WMKT	102.3 FM
Detroit	WXYT	1270 AM
Flint	WTRX	1330 AM
Kalamazoo	WQLR	1660 AM
Ludington	WKZC	94.9 FM
Niles	WNIL	1290 AM
Petoskey	WMBN	1340 AM
Reed City	WBRN	95.1 FM
Saginaw	WSGW	790 AM
Sault Ste. Marie	WKNW	1400 AM
Sturgis	WBET	1230 AM
Toledo, Ohio	WXKR	100.7 FM
Traverse City	WTCM	580 AM

MGOBLUE.COM



TALE OF THE TAPE

2012 STATISTICS

OFFENSE

Michigan	Category	Nebraska
30.7	Scoring	41.6
405.3	Total Yards	512.4
222.6	Rushing Offense	279.0
182.7	Passing Offense	233.4
122.8	Pass Efficiency	161.6
132	First Downs	176
49%	3rd-Down Conv.	45%
75%	4th-Down Conv.	67%
5-38	Sacks Allowed	15-124
54%	Red Zone Offense (TD Eff.)	71%
88%	Red Zone Offense (Scoring Eff.)	89%
13.4	Punt Returns	12.8
22.4	Kick Returns	21.6
42.1	Avg. Punting	41.9
36.1	Net Punting	36.0
11-of-13	Field Goals	9-of-14
38-345	Penalties	45-435
-3	Turnover Margin	-9
30:38	Time Of Possession	30:32

2012 STATISTICS

DEFENSE

Michigan	Category	Nebraska
16.4	Scoring	27.7
285.3	Total Yards	357.6
143.0	Rushing Offense	187.9
142.3	Passing Offense	169.7
105.1	Pass Efficiency	109.4
113	First Downs	127
35%	3rd-Down Conv. Allowed	34%
40%	4th-Down Conv. Allowed	36%
9-85	Sacks By	22-122
47%	Red Zone Defense (TD Eff.)	52%
84%	Red Zone Defense (Scoring Eff.)	74%
6.3	Punt Returns	13.9
20.6	Kick Returns	23.4
42.6	Avg. Punting	39.5
39.7	Net Punting	34.5
10-of-15	Field Goals Against	6-of-11
42-333	Penalties	42-376
29:22	Opponent Time Of Possession	29:28

MICHIGAN VS. NEBRASKA

MICHIGAN LEADS ALL-TIME SERIES 4-2-1

H: 3-1 / A: 0-0-1 / N: 1-1

YEAR	W/L	SCORE	SITE	RANK
1905	W	31-0	H	
1911	T	6-6	A	
1917	W	20-0	H	
1962	L	13-25	H	
1985	W	27-23	1	5/8
2005	L	28-32	2	20/-
2011	W	45-17	H	20/17

MICHIGAN-NEBRASKA SERIES INFORMATION

Series Record: Michigan leads 4-2-1

Michigan Points: 170

Nebraska Points: 103

Record in Ann Arbor: Michigan leads 3-1 at Michigan Stadium: Michigan leads 1-1

Record at Nebraska: Lone game was a tie

Record at Neutral Site: Michigan leads 2-0

Games Decided by 7 Points or Less: Series is tied 1-1-1

Current Michigan Streak: Won 1

Biggest Michigan Win: 31-0 (1905)

Biggest Michigan Loss: 13-25 (1962)

Last Michigan Road Win: Lone game was a tie

Last Nebraska Home Win: Lone game was a tie

THE LAST TIME VS. NEBRASKA ...

• Michigan routed Nebraska (No. 17 AP/No. 16 USA Today Coaches), 45-17, on Saturday, Nov. 19, 2011, at Michigan Stadium. U-M heavily outgained (418-260) and out-possessed (41:13-18:39) the Cornhuskers.

• Michigan rode the legs of running back Fitzgerald Toussaint and quarterback Denard Robinson. Toussaint finished with a career-high 29 carries for 138 yards and two touchdowns, while Robinson earned 23 carries for 83 yards and two rushing scores.

• Through the air, Robinson completed 11-of-18 passes for 180 yards and two touchdowns. Robinson's passing touchdowns were to wide receiver Jeremy Gallon and wideout Martavious Odoms. Gallon recorded a team-high three catches for 34 yards.

• Nebraska only reached the red zone twice and held possession for only 18:39 as Michigan posted six tackles-for-loss, three sacks, three fumble recoveries and a blocked punt.

BRADY HOKE AGAINST NEBRASKA

• Saturday will mark Brady Hoke's third encounter against Nebraska as a head coach. In his first season at the helm of Michigan, Hoke and the Wolverines defeated Nebraska, 45-17, at Michigan Stadium on Nov. 19, 2011. Hoke's Ball State team fell at Nebraska, 41-40, in 2007.

LAST WEEK ...

Senior/junior kicker Brendan Gibbons converted his third field goal of the game, from 38 yards with nine seconds left in the contest, to give Michigan its first win over rival Michigan State in five years, 12-10, on Saturday (Oct. 20) at Michigan Stadium. The victory marked the 900th in Michigan football history.

For the fifth consecutive game, the Michigan defense held its opponent to 13 points or less. Leading the squad were junior/sophomore linebacker Jake Ryan, who tallied 10 tackles with a sack and a forced fumble, and sophomore linebacker Desmond Morgan, who garnered 11 takedowns.

Senior quarterback Denard Robinson led the offense, compiling 163 yards through the air to

complement his 96 yards rushing. Senior/junior running back Fitzgerald Toussaint added 52 yards on the ground, while junior receiver Drew Dileo hauled in career highs with four passes for 92 yards.

U-M CLAIMS 900TH WIN

• The University of Michigan football team became the first program in NCAA history to reach 900 wins with its 12-10 victory over Michigan State on Oct. 20.

• Michigan leads the nation in wins (900), followed by Texas (863) and Notre Dame (860). U-M's 900 victories are the most of any institution in all divisions of college football.

• The Wolverines boast a 900-312-36 record in 133 years.

WOLVERINES FACE TOUGH SCHEDULE IN 2012

• Ten of Michigan's 12 2012 regular-season opponents received bowl bids in 2011, while compiling an 80-51 record (.611 winning percentage). The Wolverines face five of those opponents on the road, including three in prime-time (Alabama, at Notre Dame, at Nebraska).

2012 CAPTAINS

• The U-M football team elected two seniors, Jordan Kovacs (defense) and Denard Robinson (offense), as captains for the 133rd team in school history. The two players were selected in a vote of their teammates during fall camp.

OFFENSIVE HIGHLIGHTS

U-M has totaled over 150 yards rushing in each of its last six games, including a season-best 353 yards against Illinois (Oct. 13). Michigan also totaled 304 yards rushing against Purdue, 294 yards vs. Massachusetts, 214 yards vs. Air Force, 163 vs. Michigan State and 161 against Notre Dame.

Denard Robinson ranks first in the Big Ten and seventh in the nation in rushing, averaging 128.6 yards per game.

Robinson leads the Big Ten in total offense, averaging 309.1 yards per game in 2012. He is also averaging 15.23 yards per completion, which ranks fourth in the FBS.

ROBINSON AMONG ACTIVE LEADERS

In the process of climbing NCAA and Michigan all-time lists, senior quarterback Denard Robinson continues to rank near the top of many active career lists in the Football Bowl Subdivision.

Career Total Touchdowns

1. Landry Jones, Oklahoma	108
Matt Barkley, USC	108
3. Denard Robinson, Michigan	90
4. Aaron Murray, Georgia	84
5. Alex Carder, Western Michigan	79

Career Rushing Touchdowns

1. Montee Ball, Wisconsin	68
2. Collin Klein, Kansas State	47
3. Denard Robinson, Michigan	41
4.. Zach Line, SMU	39
5. Trent Steelman, Army	38

Career Yards Per Completion

1. Denard Robinson, Michigan	14.71
2. Aaron Murray, Georgia	14.06
3. Tyler Bray, Tennessee	13.81
4. Tyler Wilson, Arkansas	13.54
5. Logan Thomas, Virginia Tech	13.27

Career Rushing Yards Gained

1. Denard Robinson, Michigan	4,526
2. Montee Ball, Wisconsin	4,424
3. Montel Harris, Temple	4,302
4. Robbie Rouse, Fresno State	4,185
5. Stepfan Taylor, Stanford	3,729

Career Net Rushing Yards

1. Montee Ball, Wisconsin	4,292
2. Denard Robinson, Michigan	4,129
3. Montel Harris, Temple	4,126
4. Robbie Rouse, Fresno State	4,036
5. Zach Line, SMU	3,624

40/40 CLUB

- Senior quarterback Denard Robinson is one of only eight players in NCAA history to rush for 40 touchdowns and pass for 40 touchdowns in his career. Prior to Robinson, Nevada's Colin Kaepernick (2007-10) was the last player to accomplish the feat.
- With one more touchdown pass, Robinson will become the first player in Big Ten history to post 50 passing TDs and 40 rushing TDs.

RUSHED FOR 40 TDS AND PASSED FOR 40 TDS

- Antwaan Randle El, Indiana (1998-01)
- Josh Harris, Bowling Green (2000-03)
- Brad Smith, Missouri (2002-05)
- Pat White, West Virginia (2005-08)
- Dan LeFevour, Central Michigan (2006-09)
- Tim Tebow, Florida (2006-09)
- Colin Kaepernick, Nevada (2007-10)
- Denard Robinson, Michigan (2009-present)**

FINDING THE END ZONE

- QB/WR Devin Gardner has become one of Denard Robinson's top targets. The 6-4 junior has recorded a touchdown reception in four of seven games in 2012. Last season, wide receiver Junior Hemingway and tight end Kevin Koger tied for the team lead with four touchdown catches each. Gardner ranks second on the team in receptions (14) and receiving yards (243).

MAJOR CONTRIBUTOR

- Freshman tight end Devin Funchess registered four catches for 106 receiving yards in Michigan's 31-25 victory over Air Force on Sept. 8. For his efforts, he became the ninth Wolverine freshman to register a 100-yard receiving game and the first since Roy Roundtree posted 126 yards vs. Purdue on Nov. 7, 2009. He is also the first U-M tight end to surpass 100 yards since Jerame Tuman recorded 126 against Colorado in 1997.
- The first five catches of Funchess' career were all for 20 yards or more, while the first six all converted first downs.
- Through seven games, Funchess ranks fourth on the team in receiving yards per game (26.6 avg.).

MAKING HIS MARK

- Wide receiver Jeremy Gallon caught four passes for a career-best 107 yards in the team's season opening loss to Alabama on Sept. 1, including a 71-yard career long catch on Michigan's first scoring drive of 2012. It marked Gallon's first career 100-yard receiving game.
- Gallon tied his career-long reception on a 71-yard TD catch in the first quarter against Illinois on Oct. 13. It marked the longest reception for a touchdown in his career and the Wolverines' longest this season.
- Gallon leads Michigan in receptions (16), receiving yards (309) and receiving yards per game (44.1).

PLAYMAKERS ALL AROUND

- Eight different Wolverine players scored a touchdown in Michigan's 63-13 victory over Massachusetts on Sept. 15 (Devin Funchess, Devin Gardner, Justice Hayes, Taylor Lewan, Denard Robinson, Roy Roundtree, Vincent Smith and Fitzgerald Toussaint). It marked the first time eight or more U-M players scored a touchdown in the same game since at least 1949.
- Nine different players recorded a reception in Michigan's 45-0 win over Illinois on Oct. 13 (Drew Dileo, Dylan Esterline, Devin Funchess, Jeremy Gallon, Devin Gardner, Thomas Rawls, Jerald Robinson, Roy Roundtree and Fitzgerald Toussaint), and no player registered multiple catches against the Fighting Illini. The nine players combined for 174 receiving yards.
- Eight different players posted at least one catch in Michigan's 12-10 victory over Michigan State on Oct. 20 (Drew Dileo, Devin Funchess, Devin Gardner, Mike Kwiatkowski, Jeremy Gallon, Roy Roundtree, Vincent Smith and Fitzgerald Toussaint). The eight players combined to amass 163 receiving yards.

LOCKDOWN D

- The Michigan defense continues to make strides as the 2012 season moves forward.
- Over its last five games, U-M is allowing 9.8 points per contest, while allowing only three touchdowns over that span (20 quarters). The Wolverines have not allowed a rushing touchdown since the second quarter of the Notre Dame game on Sept. 22.
- Michigan ranks first in the Big Ten and fourth in the nation in pass defense, allowing only 142.3 yards per game through the air. U-M has not allowed 200 passing yards in a single game this season.
- The Maize and Blue are second in the Big Ten and 10th in the country in total defense (285.3 avg.).
- U-M's third-down defense has been stellar in recent weeks. In Big Ten play, the U-M opponents are 10-of-42 (23.8 percent) on third-down conversions. After allowing Purdue to convert only 1-of-11 third-down attempts in the Big Ten opener, Illinois was only able to convert 3-of-14 third-down attempts against the Wolverines. Michigan State converted only 6-of-17 attempts in last week's game at Michigan Stadium.
- U-M has tallied six interceptions over the last four games, with two apiece coming from senior/junior safety Thomas Gordon and sophomore defensive back Raymon Taylor. Taylor scored U-M's first defensive points of the season on a 63-yard pick-six against Purdue on Oct. 6.
- Against Illinois on Oct. 13, Michigan recorded its first shutout since defeating Minnesota, 58-0, on Oct. 1, 2011. The Wolverines limited the Fighting Illini to 13 yards of total offense in the second half of the game.
- The U-M defense has not allowed a first quarter touchdown since Week 1 vs. Alabama (Sept. 1) and has not allowed a first quarter score since Week 2 vs. Air Force (Sept. 8).

A LOOK AT THE WOLVERINES . . .

STATISTICAL RANKINGS IN 2012

OFFENSE

Category	Statistic	Big Ten	NCAA
Team, Points/Game	30.7	6th	53rd
Team, Total Offense	405.3	5th	61st
Team, Rushing	222.6	4th	18th
Team, Sacks Allowed	0.71 avg.	1st	T-10th
Team, 3rd Down Conv.	49.5%	1st	18th
Team, 4th Down Conv.	75%	T-1st	T-14th
Team, Red Zone Offense	88.5%	T-4th	T-23rd
D. Robinson, Rushing	128.6	1st	7th
D. Robinson, Total Off.	309.1	1st	14th
D. Robinson, Passing	180.6	6th	83rd
D. Robinson, Yds/Comp.	15.23	1st	4th
D. Gardner, TD Rec.	4	10th	--

DEFENSE

Category	Statistic	Big Ten	NCAA
Team, Total Defense	286.0	2nd	10th
Team, Scoring Defense	16.4	3rd	16th
Team, Pass Defense	143.0	1st	4th
Team, Pass Eff. Defense	105.3	3rd	15th
Team, 3rd Down Defense	35.4%	5th	41st
T. Gordon, INT	2	T-5th	T-55th
R. Taylor, INT	2	T-5th	T-55th
J. Ryan, Tackles	7.4 avg.	12th	--
D. Morgan, Tackles	7.3 avg.	14th	--
J. Ryan, TFL	1.21 avg.	3rd	--

SPECIAL TEAMS

Category	Statistic	Big Ten	NCAA
W. Hagerup, Punting Avg.	47.3	1st	4th
B. Gibbons, Scoring	7.9	10th	T-64th
B. Gibbons, Field Goals	1.43 avg.	T-3rd	T-24th

OFFENSE

Offensive Formation: Pro Style
Offensive Starters Returning/Lost: 6/5
Offensive Lettermen Returning/Lost: 22/10

RETURNING STARTERS FROM 2011

Player	Pos.	Ht.	Wt.	Year/Elig.
Roy Roundtree	WR	6-0	177	5th Sr.
Taylor Lewan	LT	6-8	302	Sr./Jr.
Michael Schofield	LG	6-7	299	Sr./Jr.
Patrick Omameh	RG	6-4	299	5th Sr.
Denard Robinson	QB	6-0	195	Sr.
Fitzgerald Toussaint	RB	5-10	195	Sr./Jr.

DEFENSE

Defensive Formation: 4-3
Defensive Starters Returning/Lost: 7/4
Defensive Lettermen Returning/Lost: 24/12

RETURNING STARTERS FROM 2011

Player	Pos.	Ht.	Wt.	Year/Elig.
Craig Roh	DE	6-5	269	Sr.
Jake Ryan	SLB	6-3	230	Jr./So.
Kenny Demens	MLB	6-1	248	5th Sr.
Desmond Morgan	WLB	6-1	220	So.
Jordan Kovacs	SS	6-0	197	5th Sr.
Thomas Gordon	FS	5-11	208	Sr./Jr.
J.T. Floyd	CB	6-0	185	5th Sr.

TOP PERFORMANCES VS. NEBRASKA

RUSHING ATTEMPTS

29, Fitzgerald Toussaint, 2011

23, Denard Robinson, 2011

22, Jamie Morris, 1986

19, Mike Hart, 2005

17, Dave Raimsey, 1962

RUSHING YARDS

156, Jamie Morris, 1986

138, Fitzgerald Toussaint, 2011

83, Denard Robinson, 2011

74, Mike Hart, 2005

59, Dave Raimsey, 1962

RUSHING TOUCHDOWNS

2, Denard Robinson, 2011

2, Fitzgerald Toussaint, 2011

2, Jim Harbaugh, 1986

1, Dick Rindfuss, 1962

1, Dave Glinka, 1962

1, Gerald White, 1986

1, Chad Henne, 2005

RECEPTIONS

8, Jason Avant, 2005

RECEIVING YARDS

71, Jason Avant, 2005

71, Tyler Ecker, 2005

RECEIVING TOUCHDOWNS

1, Jeremy Gallon, 2011

1, Martavious Odoms, 2011

1, Mario Manningham, 2005

1, Mike Massey, 2005

1, Tyler Ecker, 2005

PASSING ATTEMPTS

43, Chad Henne, 2005

PASSING COMPLETIONS

21, Chad Henne, 2005

PASSING YARDS

270, Chad Henne, 2005

PASSING TOUCHDOWNS

3, Chad Henne, 2005

TEAM BESTS

Rushing Attempts: 61, 2011

Rushing Yards: 238, 2011

Passing Attempts: 43, 2005

Passing Completions: 21, 2005

Passing Yards: 180, 2011

Total Offense: 418, 2011

MOVING THE CHAINS

- Michigan's first offensive drive against Purdue (Oct. 6) spanned eight minutes and 48 seconds, marking the sixth-longest drive in program history since at least 1978. The Wolverines used 19 offensive players during the 17-play, 78-yard drive, which concluded with a one-yard TD run by running back Fitzgerald Toussaint.

- U-M held the ball for 12 minutes and 11 seconds in the first quarter against the Boilermakers, tallying 111 yards of total offense and eight first downs, while limiting Purdue to eight yards of total offense and zero first downs in the opening stanza.

BIG PLAY THREATS

- The Maize and Blue has produced 36 plays from scrimmage that have chewed up 20+ yards, including a season-high seven vs. Air Force.

Senior quarterback Denard Robinson leads the Wolverines with 11 20+-yard plays (all runs), while freshman tight end Devin Funchess and junior wide receiver Drew Dileo have five plays of that length. Junior wide receiver Devin Gardner and Jeremy Gallon have four plays extending 20+ yards.

POCKET PRESENCE

- U-M's offensive line includes three starters from the 2011 squad. Fifth-year senior right guard Patrick Omameh, senior/junior left tackle Taylor Lewan and senior/junior left guard Michael Schofield have combined for 82 career starts and 104 career games on the offensive line.

- Michigan's offensive front has allowed only five sacks this season (0.71 avg.), which ranks first in the Big Ten and tied for 10th in the NCAA through seven games.

3RD-DOWN SUCCESS

- Michigan has converted 47 of 95 third downs (49.5%), good for first in the Big Ten and 18th in the nation. The school record is 49.6% in 1986.

- Fourteen of quarterback Denard Robinson's 19 third-down rush attempts have resulted in first downs.

- U-M's defense has held opponents to 35 of 99 third-down conversions (35.4%), 5th in the Big Ten. U-M has held Big Ten opponents to 10 of 42 (23.8%) third-down conversions.

YOUTH SERVED

- Michigan has used several true freshmen to provide depth at a number of positions this season. U-M played 12 true freshmen vs. Alabama (Sept. 1), Massachusetts (Sept. 15), Notre Dame (Sept. 22) and Purdue (Oct. 6), and 11 true freshmen saw the field against Air Force (Sept. 8), Illinois (Oct. 13) and Michigan State (Oct. 20).

HITTING HIS STRIDE

- Dating back to last season, sophomore linebacker Jake Ryan has posted a tackle-for-loss in 12 of his last 13 games. Ryan has notched double-digit tackles in three games this season, including back-to-back double-digit tackle efforts against Illinois (Oct. 13) and Michigan State (Oct. 20).

- Ryan earned Big Ten Defensive Player of the Week honors after tallying 3.5 TFLs vs. Illinois on Oct. 13. He leads Michigan in total tackles (52), solo stops (34), TFLs (8.5), sacks (3.5) and pass

breakups (3) through seven games.

KOVACS MOVING UP ALL-TIME TACKLES LIST

- Senior safety Jordan Kovacs continues to climb U-M's all-time tackles list. After posting five tackles against Michigan State (Oct. 20), Kovacs became only the 15th player in Michigan history to record 300 career tackles. A product of Curtice, Ohio, Kovacs has notched 38 total tackles and 24 solo stops through seven games.

MOST CAREER TACKLES- SCHOOL HISTORY

Player	Tackles
1. Ron Simpkins (1976-79)	516
2. Jarrett Irons (1993-96)	440
3. Erick Anderson (1988-91)	428
4. Paul Girgash (1979-82)	414
5. Mike Mallory (1982-85)	396
10. Steve Morrison (1990-94)	360
11. Greg Morton (1974-76)	336
12. Andy Moeller (1983-86)	326
13. Mike Taylor (1969-71)	316
14. Curtis Greer (1976-79)	313
15. Jordan Kovacs (2009-present)	304

ROUNDTREE CLIMBING ALL-TIME RECEPTIONS LIST

- Fifth-year senior wide receiver Roy Roundtree continues to move up U-M's all-time receptions list. With his 15-yard catch vs. Michigan State (Oct. 20), Roundtree upped his career receptions to 135, surpassing Desmond Howard (134 receptions) for 10th-place all-time among Michigan's leaders in the category.

MOST CAREER RECEPTIONS- SCHOOL HISTORY

Player	Receptions
1. Braylon Edwards (2001-04)	252
2. Marquise Walker (1998-01)	176
3. Jason Avant (2002-05)	169
4. Anthony Carter (1979-82)	161
5. Steve Breaston (2003-06)	156
6. David Terrell (1998-00)	152
7. Tai Streets (1995-98)	144
8. Amani Toomer (1992-95)	143
9. Mario Manningham (2005-07)	137
10. Roy Roundtree (2009-present)	135

SPECIAL TEAMS STANDOUTS

- Several special teams contributors are making their presence felt for U-M in 2012, including junior punter Will Hagerup, who leads the Big Ten and ranks fourth in the nation in average per punt (47.3).

- Senior/junior kicker Brendan Gibbons was 3-for-3 on field-goal attempts against Michigan State (Oct. 20) and has made seven in a row, dating back to the Purdue game (Oct. 6).

- Gibbons has connected on 24 career field goal attempts, surpassing Mike Lantry and K.C. Lopata (21) for eighth in U-M history. He needs just two more field goals to reach the seventh spot, currently held by Hayden Epstein (26, 1998-2001).

- Gibbons was 6-for-6 on point-after touch-down attempts against Illinois (Oct. 13), upping his career total to 92 to move to eighth among U-M's all-time leaders in the category. He is tied with Peter Elezovic (1990-93) and needs two more PATs to reach the seventh spot, currently held by Gregg Willner (94, 1977-78). Gibbons' 77 consecutive made PATs are second in U-M history, trailing only J.D. Carlson (126, 1988-91).

- Through only seven games, freshman kick returner Dennis Norfleet ranks tied for seventh in program history with 21 kickoff returns this season, matching Steve Breaston's mark in 2006.

Norfleet's 494 kick return yards are seventh best all-time. The Detroit, Mich. native notched 177 return yards vs. Alabama (Sept. 1), marking the fifth-best single-game total in program history.

- Norfleet posted a career-best 42-yard punt return vs. Illinois on Oct. 13, marking the longest Wolverine punt return since Martavius Odoms posted a 73-yarder at Purdue on Nov. 1, 2008.
- Sophomore kicker Matt Wile posted his first collegiate field goal -- on his first attempt -- from 48 yards in the second quarter of U-M's 12-10 victory over Michigan State on Oct. 20. It is the longest Michigan field goal since Jason Olesnavage kicked a 51-yarder against Purdue on Nov. 7, 2009.

FORD NAMED MICHIGAN FOOTBALL LEGEND, MORGAN TO WEAR NO. 48

- Former U-M player Gerald R. Ford, the 38th President of the United States, was honored with "Michigan Football Legend" distinction prior to the Michigan-Illinois game on Oct. 13.
- Sophomore linebacker Desmond Morgan will wear the famed No. 48 jersey for the remainder of his career, switching from No. 44. A Michigan Football Legend patch over the left upper chest will be affixed to the No. 48 jersey worn by Morgan and all other future players donning Ford's jersey number.

KRAMER RECOGNIZED AS MICHIGAN FOOTBALL LEGEND, MOORE TO WEAR NO. 87

- U-M officially recognized Ron Kramer (1954-56) as a "Michigan Football Legend" prior to the Sept. 15th game between the Wolverines and Massachusetts.
- Fifth-year senior tight end Brandon Moore will wear the No. 87 jersey for the remainder of the season, switching from No. 89. A patch over the left upper chest will be affixed to the No. 87 jersey worn by Moore and all other future players donning Kramer's jersey number.

OOSTERBAAN NAMED MICHIGAN FOOTBALL LEGEND, RYAN TO DON NO. 47

- Former Wolverine player and coach Bennie Oosterbaan was honored before U-M's game against Air Force (Sept. 8) as the second player in program history to receive the "Michigan Football Legend" designation.
- In honor of Oosterbaan, junior/sophomore linebacker Jake Ryan switched from No. 90 to No. 47 for the remainder of his career in honor of Oosterbaan. A patch over the left upper chest will be affixed to the No. 47 jersey worn by Ryan and all other future players donning Oosterbaan's jersey number. Oosterbaan's No. 47 was formerly retired since the end of his playing year (1927); he was the first Michigan player to have his number retired.

U-M TO RECOGNIZE FORMER GREATS IN 2012

- The U-M Athletic Department is recognizing center Gerald Ford, end Ron Kramer and Bennie Oosterbaan, and tackles Francis, Albert and Alvin Wistert, with the "Michigan Football Legend" distinction during the 2012 season. The Wisterts, Ford, Kramer and Oosterbaan will be honored in perpetuity with their names always affixed to their respective jersey numbers with a patch over the left upper chest of all future players donning the jersey numbers.
- Desmond Howard was the inaugural Michigan Football Legend, honored last year during the first night game in Michigan Stadium history. Howard's No. 21 jersey will be worn in 2012 by senior wide receiver Roy Roundtree.
- Below reflects the tentative dates and contests in which the No. 11, 47, 48 and 87 jerseys will be worn by a current Wolverine player and therefore officially honored as a "Michigan Football Legend" number.
- Sept. 8** -- Air Force (No. 47 Bennie Oosterbaan)
- Sept. 15** -- Massachusetts (No. 87 Ron Kramer)
- Oct. 13** -- Illinois (No. 48 Gerald Ford)
- Nov. 10** -- Northwestern (No. 11 Francis, Albert and Alvin Wistert)

INDIVIDUAL PLAYER NOTES

**Jeremy Gallon
2012 Season**

- Leads team in receptions (16), receiving yards (309) and receiving yards per game (44.1).
- Tied his career-long reception on a 71-yard touchdown catch vs. Illinois (Oct. 13); marked longest reception TD of his career.
- Started and made four catches for a career-high 107 receiving yards vs. Alabama (Sept. 1).
- Posted career-long 71-yard reception against the Crimson Tide.

Career

- Second on the team in catches (31) and receiving yards (453) in 2011. Had a catch in all 13 games.
- Career-high 107 receiving yards vs. Alabama (Sept. 1, 2012).
- Career-high five catches (73 yards) at Northwestern (Oct. 8, 2011).
- Made first career start vs. Minnesota (Oct. 1, 2011).
- In 2011, led team with 19 punt returns for 192 yards (10.1 avg ranked 3rd in Big Ten).
- In 2010, led team in punt returns (10 for 43 yards) and kick returns (27 for 589 yards).


**BIG TEN OFFENSIVE PLAYERS OF THE WEEK
MOST WEEKLY HONORS (CAREER) - BEGAN IN 1987**

No.	PLAYER	YEAR(s)
9	Denard Robinson, QB, MICH	2009-present
	Ron Dayne, RB, WIS	1996-99
8	Drew Brees, QB, PUR	1997-00
6	Anthony Thompson, RB, IND	1986-89
	Antwaan Randle El, QB, IND	1998-01
	Troy Smith, QB, OSU	2003-06
5	Kurt Kittner, QB, ILL	1998-01
	Kyle Orton, QB, PUR	2001-04
	Drew Stanton, QB, MSU	2003-06
	Kellen Lewis, QB, IND	2006-08
	Daryll Clark, QB, PSU	2008-09

WOLVERINE BITES

ROBINSON IN THE U-M RECORD BOOK

- Senior quarterback Denard Robinson has quickly ascended the Michigan charts for passing, rushing and total yards.



U-M Career Passing Records

Attempts	Player (Year)	Attempts
1.	Chad Henne (2004-07)	1,387
2.	John Navarre (2000-03)	1,366
3.	Elvis Grbac (1989-92)	835
4.	Denard Robinson (2009-)	735
5.	Todd Collins (1991-94)	711
	Tom Brady (1996-99)	711

Completions	Player (Year)	Completions
1.	Chad Henne (2004-07)	828
4.	Todd Collins (1991-94)	457
5.	Tom Brady (1996-99)	443
6.	Denard Robinson (2009-)	421
7.	Jim Harbaugh (1983-86)	387
8.	Brian Griese (1994-97)	355

Yards	Player (Year)	Yards
1.	Chad Henne (2004-07)	9,715
2.	John Navarre (2000-03)	9,254
3.	Elvis Grbac (1989-92)	6,460
4.	Denard Robinson (2009-)	6,195
5.	Todd Collins (1991-94)	5,858
6.	Jim Harbaugh (1983-86)	5,449
7.	Tom Brady (1996-99)	5,351

Touchdowns	Player (Year)	Touchdowns
1.	Chad Henne (2004-07)	87
2.	John Navarre (2000-03)	72
3.	Elvis Grbac (1989-92)	71
4.	Denard Robinson (2009-)	49
5.	Rick Leach (1975-78)	48
6.	Steve Smith (1980-83)	42

U-M Career Rushing Records

Yards	Player (Year)	Yards
1.	Mike Hart (2004-07)	5,040
2.	Anthony Thomas (1997-00)	4,472
3.	Jamie Morris (1984-87)	4,393
4.	Tyrone Wheatley (1991-94)	4,178
5.	Denard Robinson (2009-)	4,129

Touchdowns	Player (Year)	Touchdowns
1.	Anthony Thomas (1997-2000)	55
2.	Tyrone Wheatley (1991-94)	47
3.	Mike Hart (2004-07)	41
	Denard Robinson (2009-)	41
5.	Chris Perry (2000-03)	39

100-Yard Games	Player (Year)	Games
1.	Mike Hart (2004-07)	28
2.	Anthony Thomas (1997-00)	22
3.	Tyrone Wheatley (1991-94)	20
4.	Jamie Morris (1984-87)	18
	Denard Robinson (2009-)	18

U-M Career Offense Records

Yards	Player (Year)	Yards
1.	Denard Robinson (2009-)	10,324
2.	Chad Henne (2004-07)	9,400
3.	John Navarre (2000-03)	8,995

WOLVERINE BITES

1,000 YARD CLUB



Roy Roundtree

• Fifth-year senior wide receiver Roy Roundtree is U-M's active leader in career receiving yards. His 1,867 yards are 14th-best for the Maize and Blue.

U-M Career Receiving Yards

1.	Braylon Edwards (2001-04)	3,541
2.	Anthony Carter (1979-82)	3,076
3.	Amani Toomer (1992-95)	2,657
4.	David Terrell (1998-00)	2,317
5.	Mario Manningham (2005-07)	2,310
6.	Tai Streets (1995-98)	2,284
7.	Marquise Walker (1998-01)	2,269
8.	Jason Avant (2002-05)	2,247
9.	Greg McMurtry (1986-89)	2,163
10.	Desmond Howard (1989-91)	2,146
11.	Mercury Hayes (1992-95)	2,144
12.	Derrick Alexander (1989-93)	1,977
13.	Jack Clancy (1963-66)	1,917
14.	Roy Roundtree (2009-)	1,867



Denard Robinson Fitzgerald Toussaint Vincent Smith

• Quarterback Denard Robinson and running back Fitzgerald Toussaint became U-M's first pair of 1,000-yard rushers since 1975 by each surpassing the mark in the win over Ohio State last season. Robinson finished with 1,176 yards in 2011, while Toussaint gained 1,041. Gordon Bell (1,388) and Rob Lytle (1,030) achieved the feat 36 years ago.

• Robinson and Fitzgerald were the only pair of teammates in the FBS last season to each amass over 1,000 yards on the ground.

• Senior/junior running back Fitz Toussaint has 1,411 career rushing yards, 1,011 of which came in 2011.

• Senior running back Vincent Smith ranks 40th in career rushing.

U-M Career Rushing Yards

1.	Mike Hart (2004-07)	5,040
2.	Anthony Thomas (1997-00)	4,472
3.	Jamie Morris (1984-87)	4,393
4.	Tyrone Wheatley (1991-94)	4,178
5.	Denard Robinson (2009-)	4,129
34.	Fitz Toussaint (2010-)	1,411
40.	Vincent Smith (2009-)	1,248

Receiving

Year	GP/GS	No.	Yards	Avg.	Per/Game	TD	Long
2010	12/0	4	49	12.3	7.0	1	20
2011	13/1	31	453	14.6	34.8	3	64
2012	7/6	16	309	19.3	44.1	1	71
Career	32/7	51	811	15.9	25.3	5	71

Devin Gardner

2012 Season

- Has recorded a touchdown reception in four of seven games in 2012.
- Posted career-best five receptions for 63 yards and one score against Air Force (Sept. 8).
- Made first career start at wide receiver vs. Alabama (Sept. 1).
- Lone catch vs. Alabama (Sept. 1) was a career-best 44-yard touchdown reception, marking the first receiving score of his career.

Career

- Saw action in nine games as reserve QB in 2011.
- Ran for career-best 39 yards vs. Minnesota (Oct. 1, 2011).
- Made career debut at quarterback against Connecticut (Sept. 4, 2010).
- Completed 7-of-10 passes for 85 yards and threw for first career touchdown against Bowling Green (Sept. 25, 2010); rushed six times for 25 yards and one touchdown (also first of his career).

Receiving

Year	GP/GS	No.	Yards	Avg.	Per/Game	TD	Long
2010	3/0	0	0	0	0	0	0
2011	9/0	1	2	2.0	0.0	0	2
2012	7/4	15	251	16.7	35.9	4	44
Career	19/4	16	253	15.8	13.3	4	44

Rushing

Year	GP/GS	Att.	Yards	Avg.	Per/Game	TD	Long
2010	3/0	7	21	3.0	7.0	1	9
2011	9/0	25	53	2.1	5.9	1	15
2012	7/4	0	0	0	0.0	0	0
Career	19/4	32	74	2.3	3.9	2	15

Passing

Year	GP/GS	Comp.	Att.	Pct.	Yards	TD	Int.	Long
2010	3/0	7	10	70.0	85	1	0	30
2011	9/0	11	23	47.8	176	1	1	32
2012	7/4	0	0	0	0	0	0	0
Career	19/4	18	33	54.5	261	2	1	32

Denard Robinson

2012 Season

- Completed 14-of-29 passes for 163 yards and carried the ball 20 times for 96 yards vs. Michigan State (Oct. 20).
- Against the Spartans, reached the third spot on the NCAA's list of all-time leaders in rushing yards by a quarterback, surpassing Nevada's Colin Kaepernick (4,112, 2007-10).
- Completed 7-of-11 passes for 159 yards and two touchdowns and carried the ball 11 times for 128 yards and two touchdowns vs. Illinois (Oct. 13); 10th career game with at least four TDs; marked 18th career 100-yard rushing performance; 71-yard TD pass to Jeremy Gallon marked second-longest TD pass of his career.
- Against the Fighting Illini, became the eighth player in NCAA history to rush for 40 TDs and pass for 40 TDs in his career.
- With 287 yards of total offense against Illinois, became the eighth player in Big Ten history to post at least 10,000 yards in his career.
- Earned Big Ten Co-Offensive Player of the Week honors vs. Purdue (Oct. 6); Completed 8-of-16

passes for 105 yards and carried the ball 24 times for 235 yards; marked Robinson's fifth career 200-yard rushing game and ninth career 150-yard rushing effort; also 17th career 100-yard rushing performance.

• Against Purdue, set the Big Ten career QB rushing record with 3,905 yards, eclipsing the previous mark, set by Indiana's Antwaan Randle El (3,895, 1998-01).

• With 105 passing yards against Purdue, Robinson (5,873 passing yards) moved into fourth place among Michigan's all-time leaders in the category.

• Completed 13-of-24 passes for 138 yards and carried the ball 26 times for 90 yards at Notre Dame (Sept. 22); Robinson's 1,197 career total yards against Notre Dame are the most ever by a Fighting Irish opponent.

• Completed 16-of-24 passes for 291 yards and three touchdowns and carried the ball 10 times for 106 yards and one touchdown vs. Massachusetts (Sept. 15); marked Robinson's eighth career game with 100 yards rushing and 200 yards passing; ninth career game with at least four touchdowns.

• Accounted for 366 total yards in the first half vs. Massachusetts (Sept. 15), a career best.

• Earned Big Ten Offensive Player of the Week honors vs. Air Force (Sept. 8); Completed 14-of-25 passes for 208 yards and two TDs and carried the ball 20 times for 218 yards and two TDs; Became first player in FBS history to have at least 200 yards rushing and 200 passing in three games.

• Against Air Force, became the first U-M player since Tyrone Wheatley (1991-94) to record two rushing TDs of 50 yards or more in a game one game (79 and 58).

• Needs one rushing TD to become only 8th player in NCAA history to record 40 passing TDs and 40 rushing TDs.

• Ranks first in the Big Ten and fourth in the country in rushing yards per game (134.0).

Rushing:

• Ranks third on NCAA career rushing list by quarterbacks with 4,129

• Tied with Mike Hart for third all-time in career rushing TDs (41).

Passing:

• Ranks fourth in U-M annals for passing yards (6,195), fourth in touchdowns (49) and sixth in completions (421).

Total Offense:

• Ranks first in U-M history in career total offensive yardage (10,324), surpassing previous record holder Chad Henne (9,400, 2004-07) against Notre Dame on Sept. 22.

• Owns the top eight total offense games in school history.

• Robinson has 15 career games with 300+ yards of offense and six with 400+ yards.

BIG TEN CAREER RUSHING YARDS BY QUARTERBACK

1.	4,129	Denard Robinson, Michigan	2009-
2.	3,895	Antwaan Randle El, Indiana	1998-2001
3.	2,557	Juice Williams, Illinois	2006-09

NCAA CAREER RUSHING YARDS BY QUARTERBACK

1.	4,480	Pat White, West Virginia	2005-08
2.	4,289	Brad Smith, Missouri	2002-05
3.	4,129	Denard Robinson, Michigan	2009-

2011 Season

- All-Big Ten second team by media.
- Four-time Big Ten Player-of-the-Week choice.
- Davey O'Brien National Quarterback Award (Semifinalist).
- Sixteen rushing TDs in 2011 ranked 2nd in Big Ten, tied for 12th in the FBS. Marked 5th-best single-season rushing TD total at U-M.
- Surpassed 1,000-yard mark vs. OSU (1,163) to record the 30th 1,000-yard rushing campaign by a Wolverine. Also became 10th U-M player with multiple seasons of 1,000 yards rushing.
- Against Nebraska and Ohio State, ran for 253 yards on 49 carries and 4 TDs.
- 90.5 yards per game rushing ranked 5th in the Big Ten and 38th in the FBS; was 2nd among FBS QBs with 1,176 rushing yards.
- Ran for multiple touchdowns (2) for 11th time of career vs. Ohio State; marked third straight game with two rushing TDs. Had five games with multiple rushing TDs in 2011.
- Scored a rushing touchdown in 10 of 13 games, including seven straight games (9/10-10/29).
- Tied season high with 26 carries for 170 yards vs. Ohio State. Was fifth 100-yard game of 2011 and 14th of career, which is seventh-most at U-M.
- Ran 21 times against San Diego State for 200 yards--3rd-best rushing total of career. Only other Wolverines with three 200-yard games are Mike Hart (5) and Ron Johnson (3). Three rushing TDs vs. SDSU tied career high.
- Had 4th-best career rushing effort (198 yards) on 26 carries and one touchdown vs. EMU.
- Had ten rushing plays of 20+ yards: 53, 52, 41, 39, 34, 30, 28, 25, 22, 22.
- Owns six of the top 12 single-game rushing performances by a quarterback in Big Ten history.
- Ranked 1st in FBS in yards per completion (15.30) in 2011.
- Threw for three touchdowns vs. Ohio State in 2011, his 13th career game with multiple TD passes.
- Completed first 11 attempts vs. Minnesota in 2011 en route to 15-of-19 passing for 169 yards and two touchdowns. Eleven straight completions set career high.
- Threw for career-high 338 yards vs. Notre Dame in 2011, his second career 300-yard game.
- Four touchdown passes vs. Notre Dame set career high. Final TD pass to Roy Roundtree won the game with two seconds remaining.
- First Wolverine to account for five touchdowns (3 passing, 2 rushing) in Ohio State series history. Five total TDs tied career high for third time.
- During Ohio State game in 2011, became fourth player in NCAA history with two seasons of 2,000 yards passing and 1,000 yards rushing.
- During Nebraska game in 2011, became 10th player in NCAA history with 3,000 yards passing and 3,000 yards rushing for a career.
- During Michigan State game in 2011, became 22nd player in NCAA history with 4,000 yards passing and 2,000 yards rushing for a career.
- Against Ohio State in 2011, became the eighth player in NCAA history to score 200 points (35 rushing TDs) and pass for 200 points (38 passing TDs) in a career. Other U-M QB to do so is Rick Leach (34 rush, 48 pass).
- Averaged 257.6 yards per game in 2011, which ranked 1st in the Big Ten and 32nd nationally.
- Tallied sixth career game with four-plus total

TDs with two passing and two rushing TDs vs. Nebraska (Nov. 19, 2011).

- Five total touchdowns (4 pass, 1 run) against Notre Dame in 2011 tied career high set vs. Hoosiers (10/2/10, 3 pass, 2 run).

CAREER RUSHING

Year	GP/GS	Att	Yards	Avg.	P/G	TD	Long
2009	12/1	69	351	5.1	29.2	5	43
2010	13/13	256	1702	6.6	130.9	14	87
2011	13/13	221	1176	5.3	90.5	16	53
2012	7/7	121	900	7.4	128.6	6	79
Career	45/34	667	4129	6.2	91.8	41	87

CAREER PASSING

Year	GP/GS	Comp/Att.	Pct.	Yards	TD	Int.	Long
2009	12/0	31/14	45.2	188	2	4	38
2010	13/13	291/182	62.5	2570	18	11	75
2011	13/13	258/142	55.0	2173	20	15	77
2012	7/7	83/155	53.5	1264	9	9	71
Career	45/34	421/735	57.3	6195	49	39	77

2012 GAME-BY-GAME

	PASSING			RUSHING		
	C/A	Yds.	TD	Att.	Yds.	TD
ALA	11/26	200	1	10	27	1
AFA	14/25	208	2	20	218	2
UMASS	16/24	291	3	10	106	1
ND	13/24	138	0	26	90	0
PUR	8/16	105	1	24	235	0
ILL	7/11	159	2	11	128	2
MSU	14/29	163	0	20	96	0
TOTAL	83/155	1264	9	121	900	6

Robinson's 2012 Statistics/Splits

3rd down rushing: 19 rushes, 14 1st downs, 2 TD
 3rd down passing: 26-51, 22 1st downs, 3 TD, 3 Int.
 4th down rushing: 1 rush, 0 1st downs, 0 TD
 4th Quarter: 14-30 for 152 yards, 0 TD, 0 Int.
 First Half: 50-88 for 867 yards, 5 TD, 9 Int.
 Second Half: 33-67 for 397 yards, 4 TD, 0 Int.

2011 GAME-BY-GAME

	PASSING			RUSHING		
	C/A	Yds.	TD	Att.	Yds.	TD
WMU	9/13	98	0	8	46	0
ND	11/24	338	4	16	108	1
EMU	7/18	95	2	26	198	1
SDSU	8/17	93	0	21	200	3
MINN	15/19	169	2	6	51	1
NW	17/26	337	2	25	117	2
MSU	9/24	123	1	18	42	1
PUR	9/14	170	0	15	63	1
IOWA	17/37	194	2	12	55	0
ILL	6/10	92	0	12	30	2
NEB	11/18	180	2	23	83	2
OSU	14/17	167	3	26	170	2
VT	9/21	117	2	13	13	0
TOTAL	142/258	2,173	20	221	1,176	16

Robinson's 2011 Statistics/Splits

3rd down rushing: 50 rushes, 26 1st downs, 8 TD
 3rd down passing: 46-84, 38 1st downs, 5 TD, 2 Int.
 4th down rushing: 8 rushes, 5 1st downs, 0 TD
 4th Quarter: 32-60 for 576 yards, 7 TD, 2 Int.
 First Half: 83-147 for 1,107 yards, 10 TD, 10 Int.
 Second Half: 59-111 for 1,066 yards, 10 TD, 5 Int.

2012 BIG TEN FOOTBALL STANDINGS

LEGENDS DIVISION

TEAM	BIG TEN	OVERALL
Michigan	3-0	5-2
Nebraska	2-1	5-2
Iowa	2-1	4-3
Northwestern	2-2	6-2
Michigan State	1-3	4-4
Minnesota	0-3	4-3

LEADERS DIVISION

TEAM	BIG TEN	OVERALL
Ohio State	4-0	8-0
Penn State	3-0	5-2
Wisconsin	3-1	6-2
Purdue	0-3	3-4
Indiana	0-3	2-5
Illinois	0-3	2-5

LAST WEEK'S RESULTS

SATURDAY, OCTOBER 20

- Michigan 12, Michigan State 10**
- Nebraska 29, Northwestern 28
- Ohio State 29, Purdue 22
- Wisconsin 38, Minnesota 13
- Navy 31, Indiana 30
- Penn State 38, Iowa 14

UPCOMING SCHEDULE

SATURDAY, OCTOBER 27

- Michigan at Nebraska**
- Purdue at Minnesota
- Iowa at Northwestern
- Indiana at Illinois
- Michigan State at Wisconsin
- Ohio State at Penn State

SATURDAY, NOVEMBER 3

- Michigan at Minnesota**
- Iowa at Indiana
- Nebraska at Michigan State
- Illinois at Ohio State
- Penn State at Purdue

2012 MICHIGAN RECORD WHEN...

Overall:	5-2
At Home:.....	4-0
On the Road:	1-1
Neutral:.....	0-1
By Month:	
August:	0-0
September:	2-2
October:	3-0
November:	0-0
December:.....	0-0
January:.....	0-0
When Scoring First:.....	5-0
When Opponent Scored First:	0-2
When Scoring 20 or More Points:.....	4-0
When Scoring Less Than 20 Points:	1-2
When Leading at the Half:	5-0
When Trailing at the Half:.....	0-2
When Tied at the Half:.....	0-0
When Leading after 3 Quarters:.....	4-0
When Trailing after 3 Quarters:	1-2
When Tied after 3 Quarters:	0-0
In Overtime.....	0-0
When Outrushing the Opponent:.....	4-1
With 35 or More Rushing Attempts:.....	3-1
With Less Than 30 Passing Attempts:	4-2
When Leading in Time of Possession:.....	3-1
When Trailing in Time of Possession:	2-1
On Turf:	4-1
On Grass:.....	1-1
When Leading in Takeaway/Turnover Ratio:.....	2-0
When Even in Takeaway/Turnover Ratio:	2-0
When Trailing in Takeaway/Turnover Ratio:	1-2
With an Individual 100-Yard Rusher:.....	4-0
With an Individual 200-Yard Passer:	2-1
250-Yard Passer:	1-0
With an Individual 100-Yard Receiver:.....	1-1
With an Individual Opponent 100-Yard Rusher:	1-1
With an Individual Opponent 200-Yard Passer:	0-0
250-Yard Passer:	0-0
With an Individual Opponent 100-Yard Receiver:.....	0-0

2010 GAME-BY-GAME

	PASSING			RUSHING		
	C/A	Yds.	TD	Att.	Yds.	TD
UConn	19/22	186	1	29	197	1
ND	24/40	240	1	28	258	2
UMass	10/14	241	2	17	104	1
BG	4/4	60	0	5	129	2
IU	10/16	277	3	19	217	2
MSU	17/29	215	1	21	86	1
IOWA	13/18	96	1	18	105	0
PSU	11/23	190	1	27	191	3
ILL	10/20	305	3	19	62	0
PUR	13/21	176	1	22	68	0
WISC	16/25	239	2	22	121	2
OSU	8/18	87	0	18	105	0
MISS ST.	27/41	254	2	11	59	0
TOTAL	182/291	2,570	18	256	1,702	14

Robinson's 2010 Passing Statistics/Splits

3rd Down: 43-77 for 537 yards, 5 TDs, 6 Int.
 4th Down: 4-14 for 75 yards, 1 TD
 Fourth Quarter: 35-56 for 437 yards, 2 TD, 2 Int.
 First Half: 102-165 for 1,540 yards, 13 TD, 7 Int.
 Second Half: 80-129 for 1,028 yards, 5 TD, 4 Int.

2010 Season Records & Accolades

- Football Writers Association of America (FWAA) All-American at running back.
 - Finished sixth in the Heisman Trophy balloting.
 - *Chicago Tribune* Silver Football recipient as the Big Ten's MVP, becoming the first sophomore quarterback to win the award since Archie Griffin in 1973.
 - Big Ten Offensive Player of the Year.
 - Manning Award finalist; Davey O'Brien and Maxwell awards semifinalist.
 - Set NCAA and Big Ten record for most rushing yards by a quarterback (1,702).
 - Became the first quarterback in NCAA history to rush (1,702) and pass (2,570) for 1,500 yards in a season.
 - Three-time Big Ten Offensive Player of the Week (Connecticut, Notre Dame and Indiana).
 - Ranked as nation's 4th-leading rusher with an average of 130.9 yards per game.
 - Ranked 2nd nationally in total offense, averaging 328.6 yards per game.
 - Held U-M season record for total offense; accounted for 4,272 yards on 547 plays.
 - Reset the U-M total offensive record with 502 yards at Notre Dame (had 502 of team's 532 yards); set U-M record with 68 total plays (28 rushing and 40 passing).
 - Became only quarterback in NCAA history to run and pass for 200 yards in two games in a season.
 - Had 53 runs over 10 yards, including 16 over 20 yards, and had 86 first downs rushing, most in the Big Ten.
 - Became first U-M quarterback since Scott Dreisbach (1995-96) to win his first five starts.
 - Was one of three FBS quarterbacks to throw for 18 touchdowns and rush for 14 touchdowns in 2010 (Cam Newton and Colin Kaepernick).
- ### Statistics and Game-By-Game Notes - 2010
- Went 19-of-22 passing in first career start against Connecticut (Sept. 4, 2010), the second-highest completion percentage in a single game (86.3 pct.) in team history (2nd to Elvis Grbac's 90.9 pct. vs. Notre Dame in 1991 (20-22)).
 - Set career highs in completions and attempts, completing 24-of-40 passes for 244 yards and one touchdown against Notre Dame; recorded an 87-yard run at Notre Dame, making it the second-longest run against Notre Dame ever,

the second-longest run from scrimmage at Notre Dame Stadium and the sixth-longest play from scrimmage in Michigan history.

- His 258 rushing yards against the Irish was the best road performance ever for a Wolverines rusher and was the fifth-best single-game effort in school history.
- Broke his own U-M record and the Big Ten record for rushing yards by a quarterback in a single game. He broke the league record of 217 yards set by Mike Kafka at Minnesota on Nov. 1, 2008. It ranked as the 5th-most rushing yards by a QB in the last 15 college football seasons.

PUTTING 2010 IN PERSPECTIVE

NCAA SEASON RUSHING YARDS BY A QUARTERBACK (BCS)

Player, School	Att.	Yds.	TDs
1. Denard Robinson, U-M (2010)	256	1,702	14
2. Beau Morgan, Air Force (1996)	225	1,494	18

MICHIGAN'S SINGLE-SEASON RUSHING YARDAGE LIST

Player (Year)	Att.	Yds.	TDs
1. Tshimanga Biakabutuka (1995)	303	1,818	12
2. Anthony Thomas (2000)	319	1,733	18
3. Jamie Morris (1987)	282	1,703	14
4. Denard Robinson (2010)	256	1,702	14
5. Chris Perry (2003)	338	1,674	18

SOPHOMORE OFFENSIVE BIG TEN PLAYERS OF THE YEAR

YEAR	PLAYER	SCHOOL	Pos.
1985	Lorenzo White	Michigan State	RB
1990	Tico Duckett	Michigan State	RB
1990	Jon Vaughn	Michigan	RB
1992	Tyrone Wheatley	Michigan	RB
1998	Drew Brees	Purdue	QB
2009	John Clay	Wisconsin	RB
2010	Denard Robinson	Michigan	QB

MOST TOTAL OFFENSE - SINGLE SEASON BIG TEN HISTORY

YEAR	PLAYER	SCHOOL	YARDS
2010	Denard Robinson	Michigan	4,272
2000	Drew Brees	Purdue	4,189

Roy Roundtree

2012 Season

- Recorded season highs in receptions (3) and receiving yards (30) vs. Notre Dame (Sept. 22).
- Has posted 12 catches for 143 yards through seven games.
- Tallied first touchdown catch of 2012 vs. Massachusetts (Sept. 15).

Career

- Has started 36 games, 31 consecutively.
- All-Big Ten second team (media) in 2010. Bilet-nikoff Award candidate.
- Ranks 10th in program history in receptions (135) and 14th in career receiving yards (1,867); Team's active leader in both categories.
- Lone catch vs. Notre Dame (Sept. 10, 2011) was a 16-yard touchdown reception that won the game with two seconds remaining.
- Led U-M in catches (72), receiving yards (935) and touchdowns (7) in 2010.
- Led team with 32 receptions for 434 yards and three touchdowns in 2009.
- Set Michigan single-game record for receiving yards against Illinois (Nov. 6, 2010); had nine receptions for 246 yards and two touchdowns, including a 75-yard touchdown reception on the first play from scrimmage.
- Had 4 games with over 100 receiving yards in 2010.
- Set career high with 10 receptions for 126 yards

and one TD against Purdue (Nov. 7, 2009).
 • CollegeFootballNews.com Freshman All-America honorable mention and Sporting News Freshman All-Big Ten in 2009.
 • High school teammate of Brandon Moore.

Receiving

Year	GP/GS	No.	Yards	Avg.	P/G	TD	Long
2009	11/4	32	434	13.6	39.5	3	76
2010	13/12	72	935	13.0	71.9	7	75
2011	13/13	19	355	18.7	27.3	2	57
2012	7/7	12	143	11.9	20.4	1	33
Career	44/36	135	1867	13.8	42.4	13	76

Vincent Smith

2012 Season

• Posted second career multi-rushing touchdown effort on five- and nine-yard rushes vs. Massachusetts (Sept. 15); previously scored two touchdowns against Bowling Green in 2010.
 • Made 12th career start at running back against Alabama (Sept. 1); first start since at Minnesota on Oct. 1, 2011.
 • Led team in rushing attempts (13) and rushing yards (33) against Alabama (Sept. 1).

Career

• Eighth all-time at Michigan for career receiving yards by a running back (393).
 • Leads active U-M running backs with 41 receptions for 393 yards and six touchdowns.
 • 48th Wolverine to earn 1,000 career rushing yards; 1,236 yards rank 41st in school history.
 • Became the first Wolverine in school history to score a touchdown running, passing and receiving in one game against Minnesota (Oct. 1, 2011).
 • First running back in FBS to pass for a TD and have rushing and receiving TDs since C.J. Spiller on Nov. 14, 2009 vs. N.C. State.
 • Sixth Big Ten player to achieve the run/pass/catch touchdown trio since 1996.
 • Two career 100-yard rushing games.
 • In 2011, team's third-best rusher (298 yards).
 • In 2010, was 2nd on the team in rushing attempts (136) and rushing yards (601). Had five rushing touchdowns.
 • Set career high with 166 rushing yards on 17 carries and one TD vs. Delaware State (Oct. 17, 2009).
 • Caught a career-best seven passes for 54 yards and one TD at Wisconsin (Nov. 14, 2009).
 • High school teammate of Brandin Hawthorne.

Rushing

Year	GP/GS	No.	Yards	Avg.	P/G	TD	Long
2009	8/0	48	276	5.8	30.7	1	37
2010	13/10	136	601	4.4	46.2	5	56
2011	12/1	50	298	6.0	24.8	2	38
2012	6/1	20	73	3.7	12.2	0	22
Career	39/12	254	1248	4.9	32.0	10	56

Receiving

Year	GP/GS	No.	Yards	Avg.	P/G	TD	Long
2009	8/0	10	82	8.2	10.3	2	21
2010	13/10	15	130	8.7	10.0	2	19
2011	12/1	11	149	13.5	12.4	2	32
2012	6/1	5	32	6.4	5.3	0	19
Career	39/12	41	393	9.6	10.1	6	32

Fitzgerald Toussaint

2012 Season

• Registered season-long 38-yard rush vs. Michigan State (Oct. 20).
 • Posted 15th career rushing touchdown vs. Illinois (Oct. 13).
 • Scored two rushing TDs at Purdue (Oct. 6), marking fourth career multi-TD game.
 • Posted season-long 31-yard run at Notre Dame (Sept. 22); tallied 13 carries for 58 yards vs. Fighting Irish.
 • Season-high 85 rushing yards on 15 carries vs. Massachusetts (Sept. 15); also recorded first TD of season vs. Minutemen.
 • Posted career-long 17-yard reception vs. UMass.
 • Made season debut and 13th career start vs. Air Force on Sept. 8.
 • Missed season opener vs. Alabama on Sept. 1 due to suspension.

Career

• Became 50th Wolverine with 1,000 career rushing yards during OSU game on Nov. 26, 2011.
 • 86.8 yards per game rushing in 2011 ranked 7th in the Big Ten and 43rd nationally.
 • In 2011, was U-M's second-leading rusher (1,041 yards). Most yards by a U-M running back since Mike Hart in 2007 (1,361).
 • In Ohio State game (Nov. 26, 2011), became 31st player in U-M history to reach 1,000 yards rushing in a season.
 • U-M's top rusher in Big Ten play in 2011 (818 yards).
 • Set career high with 29 carries vs. Nebraska (Nov. 19, 2011). Also had 138 yards and tied career high with two TDs.
 • Set career high for rushing yards (192) on 27 carries at Illinois (Nov. 12, 2011). Had career-best run of 65 yards on second play of the game.
 • His 170 rushing yards vs. Purdue (Oct. 29, 2011) were the most by a U-M running back in a conference game since Mike Hart's 195 yards vs. Minnesota Oct. 30, 2006.
 • Ran eight times for 87 yards in 2010, highlighted by a 61-yard run vs. Bowling Green (Sept. 25), on his first career carry. Scored first touchdown against BGSU.

Rushing

Year	GP/GS	No.	Yards	Avg.	P/G	TD	Long
2010	4/1	8	87	10.9	21.8	1	61
2011	12/11	187	1041	5.6	86.8	9	65
2012	6/6	81	283	3.5	47.2	4	38
Career	22/18	276	1411	5.1	58.8	14	65

2012 Rushing Game-By-Game

2012 Opponent	Att.	Yards	Avg.	TD	Long
Alabama	Did Not Play				
Air Force	8	7	0.9	0	5
Massachusetts	15	85	5.7	1	13
Notre Dame	13	58	4.5	0	31
Purdue	17	19	1.1	2	6
Illinois	18	62	3.4	1	12
MSU	10	52	5.2	0	38
Season Total	81	283	3.5	4	38

THE NATIONAL POLLS

Associated Press Media Poll (Oct. 21)

Team	Record	Points	Previous
1. Alabama (59)	7-0	1499	1
2. Oregon	7-0	1424	2
3. Florida (1)	7-0	1380	3
4. Kansas State	7-0	1333	4
5. Notre Dame	7-0	1241	5
6. LSU	7-1	1172	6
7. Oregon State	6-0	1106	8
8. Oklahoma	5-1	1065	10
9. Ohio State	8-0	1028	7
10. USC	6-1	944	11
11. Florida State	7-1	872	12
12. Georgia	6-1	745	13
13. Mississippi State	7-0	739	15
14. Clemson	6-1	713	14
15. Texas Tech	7-0	653	18
16. Louisville	6-2	620	16
17. South Carolina	7-0	591	9
18. Rutgers	7-0	539	19
19. Stanford	5-2	421	22
20. Michigan	5-2	300	23
21. Boise State	6-1	258	24
22. Texas A&M	5-2	252	20
23. Ohio	7-0	181	25
24. Louisiana Tech	6-1	106	NR
25. West Virginia	5-2	76	17

USA Today Coaches Poll (Oct. 21)

Team	Record	Points	Previous
1. Alabama (59)	7-0	1475	1
2. Oregon	7-0	1403	2
3. Florida	7-0	1329	4
4. Kansas State	7-0	1326	3
5. Notre Dame	7-0	1221	5
6. LSU	7-1	1164	6
7. Oklahoma	5-1	1084	7
8. USC	6-1	1014	9
9. Oregon State	6-0	974	11
10. Florida State	7-1	948	10
11. Georgia	6-1	850	12
12. Mississippi State	7-0	800	16
13. Clemson	6-1	788	13
14. Louisville	7-0	720	14
15. Rutgers	7-0	637	17
16. South Carolina	6-2	598	8
17. Texas Tech	6-1	571	20
18. Boise State	6-1	407	22
19. Stanford	5-2	401	23
20. Michigan	5-2	264	25
21. Texas A&M	5-2	229	19
22. West Virginia	5-2	173	15
23. Ohio	7-0	132	NR
24. Texas	5-2	109	NR
25. Wisconsin	6-2	104	NR

Tracking U-M in the Top 25 Polls

Date	AP	USA Today
Preseason	8th	8th
Sept. 4	19th	19th
Sept. 9	17th	18th
Sept. 16	18th	17th
Sept. 23	NR	NR
Sept. 30	NR	NR
Oct. 7	25th	NR
Oct. 14	23rd	25th
Oct. 21	20th	20th

U-M LEADS NATION IN WINS ALL-TIME

- The Michigan football program looks to extend its lead in all-time NCAA Division 1 FBS victories and winning percentage.
- Michigan leads the nation in wins (900), followed by Texas (863) and Notre Dame (860).
- Michigan's 900 victories are the most of any institution in all divisions of college football.

TOP 5 BCS SCHOOLS BY WINNING PERCENTAGE

School	Record	Pct.
1. Michigan.....	900-312-36.....	.736
2. Notre Dame.....	860-300-42.....	.733
3. Oklahoma.....	825-308-53.....	.718
4. Texas.....	863-332-33.....	.716
5. Ohio State.....	833-315-53.....	.716

TOP 5 BCS SCHOOLS BY WINS

School	Record	Pct.
1. Michigan.....	900-312-36.....	.736
2. Texas.....	863-332-33.....	.716
3. Notre Dame.....	860-300-42.....	.733
4. Nebraska.....	851-350-40.....	.702
5. Ohio State.....	833-315-53.....	.716

106th Season of Big Ten Action

- Michigan is in its 106th season of competition in the Big Ten Conference.
- The Wolverines have compiled an impressive 476-186-18 record in conference play and have claimed a league-leading 42 championships.
- U-M also leads the conference with 393 first-team All-Big Ten selections.

U-M In 133rd Season of Gridiron Action

- U-M is in its 133rd season of gridiron action.
- The Wolverine program was established in 1879 when a group of 13 men fielded the first football team in school history and played a pair of off-campus games. U-M defeated Racine, 1-0, at White Stocking Park in Chicago, Ill., on May 30, 1879, for the first victory in school history. The Wolverines tied Toronto, 0-0, in Detroit to finish the year 1-0-1.
- U-M is in its 130th year of uninterrupted gridiron action, with 1882 being the only season that the program did not play any varsity games.
- The Wolverines are the sixth oldest football program in NCAA history.

OLDEST COLLEGE FOOTBALL PROGRAMS

School	Years
Princeton	143
Rutgers	143
Yale	140
Harvard	138
Pennsylvania	136
Michigan	133
Amherst	132
Navy	131

Defensive Notes

Will Campbell

2012 Season

- Made first career start vs. Alabama (Sept. 1) and registered five tackles and one sack.

Year	GP/GS	S-A-TT	TFL	Sacks	Int.	FF-FR	PBU
2009	6/0	2-2-4	1.0-1	0-0	0-0	0-0	2
2010	13/0	1-0-1	0-0	0-0	0-0	0-0	0
2011	13/0	5-9-14	2.5-9	2.0-8	0-0	1-1	0
2012	7/5	10-11-21	1.0-16	1.0-16	0-0	0-0	0
Career	39/5	18-22-40	4.5-26	3.0-24	0-0	0-1	2

Frank Clark

2012 Season

- Has 3.0 TFLs this season.
- Made first career start vs. Massachusetts; posted first two pass breakups of career.
- Set career high with 2.0 TFLs vs. Air Force (Sept. 8).
- Missed season opener vs. Alabama (Sept. 1) due to suspension.

Career

- Made first career start at LB vs. Eastern Michigan (Sept. 17, 2011) and had team-leading 10 tackles.
- Had nine tackles and first career interception at Northwestern.
- Had first career sack vs. Purdue (Oct. 29, 2011).

Year	GP/GS	S-A-TT	TFL	Sacks	Int.	FF-FR	PBU
2011	12/0	3-7-10	0.5-0	0-0	1-7	0-0	0
2012	6/3	6-5-11	3-4	0-0	0-0	0-0	3
Career	18/3	9-12-21	3.5-4	0-0	1-7	0-0	3

Kenny Demens

2012 Season

- Posted first career interception vs. Illinois (Oct. 13).
- Led team with six solo tackles at Purdue (Oct. 6).
- Surpassed 200 career tackles vs. Notre Dame (Sept. 22).
- Tied career-high with six solo tackles against Air Force (Sept. 8).

Career

- Has appeared in 45 consecutive games, including 27 straight starts at middle linebacker.
- Has recorded double-digit tackles in seven games.
- 2012 Rotary Lombardi Award Watch List.
- 2011 Roger Zatkoff Award recipient as Michigan's top linebacker.
- Led team with 94 tackles, including 49 solo, 5.0 TFLs, 3.0 sacks, one forced fumble and one pass breakup in 2011.
- Posted 5.0 TFL, three sacks and two pass breakups last season.
- Surpassed 100 career stops vs. Notre Dame (Sept. 10, 2011).
- Made his first career start against Iowa in 2010.
- Had a career best 13 tackles at the Gator Bowl vs. Mississippi State and vs. Wisconsin in 2010.
- Received medical redshirt for 2008 season after suffering season-ending injury during practice.

Year	GP/GS	S-A-TT	TFL	Sacks	Int.	FF-FR	PBU
2008	1/0	0-1-1	0-0	0-0	0-0	0-0	0
2009	12/0	2-5-7	0-0	0-0	0-0	0-0	0
2010	13/7	47-35-82	1.5-2	0-0	0-0	0-0	1
2011	13/13	49-45-94	5-20	3-18	0-0	0-0	2
2012	7/7	23-15-38	1-1	0-0	1-13	0-0	0
Career	46/27	121-101-222	7.5-23	3-18	1-13	0-0	3

J.T. Floyd

2012 Season

- Posted five tackles and first two pass breakups of season at Purdue (Oct. 6).
- Has made 19 consecutive starts at LCB.

Career

- Led U-M cornerbacks in tackles (48) and PBUs (10) in 2011. Also tied for team lead with two interceptions.
- Recorded 100th career tackle vs. Minnesota (Oct. 1, 2011).
- Missed final portion of 2010 with ankle injury.
- Posted a career-best 13 tackles in back-to-back games vs. Indiana and Michigan State in 2010.

Year	GP/GS	S-A-TT	TFL	Sacks	Int.	FF-FR	PBU
2009	9/2	14-3-17	0-0	0-0	0-0	0-0	1
2010	8/8	43-23-66	2-5	0-0	1-0	1-0	4
2011	13/12	31-17-48	0-0	0-0	2-59	1-0	8
2012	7/7	16-10-26	0-0	0-0	0-0	0-0	3
Career	38/29	104-53-157	2-5	0-0	3-59	2-0	16

Thomas Gordon

2012 Season

- Notched interceptions in back-to-back games at Notre Dame (Sept. 22) and at Purdue (Oct. 6).
- Third on team in total tackles (40) and second on team in solo stops (26).
- Registered 100th career tackle vs. Air Force (Sept. 8); matched career-high with six solo stops vs. Falcons.
- Started at SS and tied career high with nine tackles in season opener vs. Alabama (Sept. 1).
- Recorded third career forced fumble against the Crimson Tide.

Career

- Ranked 3rd on team with 67 tackles in 2011.
- Tied for 4th in NCAA with four fumble recoveries in 2011.
- Posted first career interception vs. Eastern Michigan on Sept. 17, 2011.
- High school teammate of defensive tackle Will Campbell.
- Three-year starter at quarterback during his prep career at Cass Technical.

Year	GP/GS	S-A-TT	TFL	Sacks	Int.	FF-FR	PBU
2010	9/4	13-10-23	4-24	2-21	0-0	0-0	0
2011	13/10	41-26-67	1.5-2	0-0	1-0	2-4	2
2012	7/7	26-14-40	2.0-2	0-0	2-19	1-0	1
Career	29/21	80-50-130	7.5-28	2-21	3-19	3-4	3

Jordan Kovacs

2012 Season

- Registered 300th career tackle vs. Michigan State (Oct. 20); also notched fifth career interception vs. Spartans.
- Posted the 23rd tackle-for-loss of his career vs. Notre Dame (Sept. 22).

Career

- 15th player in U-M history to record 300 career tackles.
- Eleven career double-digit tackle performances.
- Ranked 2nd on team with 75 tackles in 2011 and led team with 51 solo stops; also ranked tied for 2nd on team with 4.0 sacks.
- Had team-leading 11 tackles in Sugar Bowl victory vs. Virginia Tech (Jan. 3, 2011).
- All-Big Ten honorable mention (media) in 2010 and 2011.
- Had 116 stops (8.9 avg.) in 2010- second in the Big Ten and tied for 42nd in the NCAA; tied for team lead with 8.5 TFLs.

- Posted a career-high 17 tackles, 2.5 TFLs and one forced fumble against Michigan State (Oct. 3, 2009); the 17 stops were the most by any defender in the Big Ten during the year. Tied career high with 17 tackles vs. Ohio State in 2010.
- Father, Louis, was a defensive back for Michigan in the early 1980s (lettered in 1982).

Year	GP/GS	S-A-TT	TFL	Sacks	Int.	FF-FR	PBU
2009	12/8	39-36-75	4.5-10	0-0	1-0	2-0	1
2010	13/13	61-55-116	8.5-24	1-8	2-51	1-1	3
2011	12/12	51-24-75	8-48	4-36	1-2	1-1	2
2012	7/7	24-14-38	2.0-4	0-0	1-25	0-0	1
Career	44/40	175-129-304	23-86	5-44	5-78	5-2	7

Desmond Morgan

2012 Season

- Surpassed 100 career tackles vs. Michigan State (Oct. 20).
- Posted career-high 11 tackles vs. Spartans (Oct. 20).
- Has recorded a tackle for loss in five of seven games.
- Has tallied at least five tackles in all seven games.
- Prior to game vs. Illinois (Oct. 13), switched from No. 44 to No. 48 for the remainder of his career in honor of Michigan Football Legend Gerald Ford.
- Registered career-best 2.0 TFLs at Purdue (Oct. 6)
- Missed game vs. Massachusetts (Sept. 15) due to injury.
- Tied career-high with five solo tackles vs. Air Force (Sept. 8).

Career

- As a true freshman finished 5th on team in tackles with 63; also had four stops for losses, one sack, one pass breakup and one FR.
- Started first career game vs. Notre Dame on Sept. 10, 2011.
- Had team-leading 10 tackles vs. Ohio State (Nov. 26, 2011); also had 1.5 TFLs and first career sack.
- Tied career best with 10 tackles and 1.5 TFLs in Sugar Bowl victory vs. Virginia Tech (Jan. 3, 2012).

Year	GP/GS	S-A-TT	TFL	Sacks	Int.	FF-FR	PBU
2011	12/7	26-37-63	4-6	1-1	0-0	0-1	1
2012	6/6	21-23-44	4.0-7	0-0	0-0	0-0	0
Career	18/13	47-60-107	8.0-13	1-1	0-0	0-1	1

Craig Roh

2012 Season

- Registered half a sack vs. Illinois (Oct. 13).
- Posted 1.5 TFLs at Purdue (Oct. 6), including first full sack of the season.
- Tallied four tackles in each of first two games.
- Registered half a sack vs. Alabama (Sept. 1).

Career

- Has started team-leading 45 consecutive games. 2012 Ted Hendricks Award Watch List.
- Has contributed 132 tackles, 23.5 TFLs, 8.5 sacks, one interception, three pass breakups and three forced fumbles during his career.
- Has tallied a career-best two TFLs on five occasions (last vs. Michigan State, Oct. 15, 2011).
- Posted a career-high seven tackles vs. Eastern Michigan on Sept. 19, 2009.
- In 2011, ranked tied for 3rd on team with eight tackles for loss and tied for 2nd with four sacks.
- Registered 100th career tackle at Michigan State on Oct. 15, 2011.
- High school teammate of offensive tackle Taylor Lewan.

Year	GP/GS	S-A-TT	TFL	Sacks	Int.	FF-FR	PBU
2009	12/12	17-20-37	7.5-22	2-12	1-0	0-0	2
2010	13/13	28-15-43	5.5-31	0.5-5	0-0	0-0	1
2011	13/13	21-11-32	8-37	4-31	0-0	0-0	0
2012	7/7	6-14-20	2.5-13	2.0-12	0-0	0-0	0
Career	45/45	72-60-132	23.5-103	8.5-60	1-0	0-0	3

Jake Ryan

2012 Season

- Paces team in total tackles (52), solo stops (34), TFLs (8.5), sacks (3.5) and pass breakups (3).
- Has posted a sack in each of the last three games; has recorded double-digit tackles in back-to-back games and three times this season.
- Earned Big Ten Defensive Player of the Week honors vs. Illinois (Oct. 13); matched career high with 11 tackles, including 3.5 TFLs.
- Tallied fourth career sack at Purdue (Oct. 6); finished game with 2.0 TFLs.
- Prior to game vs. Air Force (Sept. 8), switched from No. 90 to No. 47 for the remainder of his career in honor of Michigan Football Legend Bennie Oosterbaan.
- Appeared as SLB and had five tackles and one tackle for loss in season opener vs. Alabama (Sept. 1).

Career

- Dating back to last season, has tallied a TFL in 12 of last 13 games.
- Redshirt freshman started 11 of 13 games and had 11.0 tackles for losses and 3.0 sacks in 2011.
- Made first career start at LB vs. Western Michigan on Sept. 3, 2011.
- Registered first career sack vs. Minnesota (Oct. 1, 2011).
- Started at DE and had career-best seven tackles and tied Sugar Bowl record with four stops for losses (for 36 yards) vs. Virginia Tech (Jan. 3, 2012).

Year	GP/GS	S-A-TT	TFL	Sacks	Int.	FF-FR	PBU
2011	13/11	20-17-37	11-53	3-8	0-0	1-2	0
2012	7/7	34-18-52	8.5-45	3.5-29	0-0	2-0	3
Career	20/18	54-35-89	19.5-98.5	5-37	0-0	3-2	3

2012 AWARDS

SENIOR OFFENSIVE LINEMAN RICKY BARNUM

- Phil Steele Midseason All-Big Ten (third team)

SENIOR LINEBACKER KENNY DEMENS

- Rotary Lombardi Award (watch list)

FRESHMAN TIGHT END DEVIN FUNCHESS

- Big Ten Freshman of the Week (vs. Air Force 9/8)
- Phil Steele Midseason All-Big Ten (third team)

JUNIOR QUARTERBACK/WIDE RECEIVER DEVIN GARDNER

- Phil Steele Midseason All-Big Ten (third team)

JUNIOR KICKER BRENDAN GIBBONS

- Big Ten Special Teams Player of the Week (vs. Michigan State 10/20).
- Lou Groza Award (watch list)

SENIOR DEFENSIVE BACK JORDAN KOVACS

- Phil Steele Midseason All-Big Ten (first team)
- Bronko Nagurski Trophy (watch list)
- Lott IMPACT Trophy (watch list)

JUNIOR OFFENSIVE TACKLE TAYLOR LEWAN

- SI.com Midseason All-American (first team)
- Phil Steele Midseason All-American (first team)
- CBSSports.com Midseason All-American (second team)
- Phil Steele Midseason All-Big Ten (first team)
- Outland Trophy (watch list)
- Rotary Lombardi Award (watch list)

FRESHMAN KICK RETURNER DENNIS NORFLEET

- Phil Steele Midseason All-Big Ten (first team)

SENIOR OFFENSIVE LINEMAN PATRICK OMAMEH

- AFCA Good Works Team
- Phil Steele Midseason All-Big Ten (second team)

SENIOR QUARTERBACK DENARD ROBINSON

- Big Ten Co-Offensive Player of the Week (vs. Purdue 10/6)
- Manning Award Player of the Week (vs. Purdue 10/6)
- Maxwell Award Player of the Week (vs. Purdue 10/6)
- Big Ten Offensive Player of the Week (vs. Air Force 9/8)
- College Football Performance Award National Player of the Week (vs. Air Force 9/8)
- National Quarterback of the Week (vs. Air Force 9/8)
- Phil Steele Midseason All-Big Ten (third team)
- Davey O'Brien Trophy (watch list)
- Manning Award (watch list)
- Maxwell Award (watch list)
- Walter Camp Player of the Year Award (watch list)

SENIOR DEFENSIVE END CRAIG ROH

- Ted Hendricks Defensive End of the Year Award (watch list)

SENIOR WIDE RECEIVER ROY ROUNDTREE

- Biletnikoff Award (watch list)

SOPHOMORE LINEBACKER JAKE RYAN

- Big Ten Defensive Player of the Week (vs. Illinois 10/13)
- College Sports Madness Big Ten Defensive Player of the Week (vs. Michigan State 10/20)
- Phil Steele Midseason All-Big Ten (third team)

JUNIOR RUNNING BACK FITZGERALD TOUSSAINT

- Doak Walker Award (watch list)
- Maxwell Award (watch list)

2012 MICHIGAN STARTING LINEUPS • OFFENSE

OPPONENT	WR	LT	LG	C	RG	RT	TE	WR	QB	WR	TB
vs. Alabama	ROUNDTREE	LEWAN	BARNUM	MEALER	OMAMEH	SCHOFIELD	HOPKINS**	GARDNER	D. ROBINSON	GALLON	SMITH
Air Force	ROUNDTREE	LEWAN	BARNUM	MEALER	OMAMEH	SCHOFIELD	JACKSON#	GARDNER	D. ROBINSON	GALLON	TOUSSAINT
Massachusetts	ROUNDTREE	LEWAN	BARNUM	MEALER	OMAMEH	SCHOFIELD	KWIATKOWSKI	GARDNER	D. ROBINSON	FUNCHESS%	TOUSSAINT
at Notre Dame	ROUNDTREE	LEWAN	BARNUM	MEALER	OMAMEH	SCHOFIELD	KWIATKOWSKI	GARDNER	D. ROBINSON	GALLON	TOUSSAINT
at Purdue	ROUNDTREE	LEWAN	BARNUM	MEALER	OMAMEH	SCHOFIELD	KWIATKOWSKI	DILEO	D. ROBINSON	GALLON	TOUSSAINT
Illinois	ROUNDTREE	LEWAN	BARNUM	MEALER	OMAMEH	SCHOFIELD	FUNCHESS	DILEO	D. ROBINSON	GALLON	TOUSSAINT
Michigan State	ROUNDTREE	LEWAN	BARNUM	MEALER	OMAMEH	SCHOFIELD	KWIATKOWSKI	FUNCHESS%	D. ROBINSON	GALLON	TOUSSAINT
at Nebraska											
at Minnesota											
Northwestern											
Iowa											
at Ohio State											

Denotes started as 4th WR

**Denotes started as FB.

% Denotes started as 2nd TE.

2012 MICHIGAN STARTING LINEUPS • DEFENSE

OPPONENT	DE	DT	DT	DE	SAM	MIKE	WILL	LCB	SS	FS	RCB
vs. Alabama	RYAN	CAMPBELL	ROH	BEYER	AVERY**	DEMENS	MORGAN	FLOYD	GORDON	KOVACS	COUNTESS
Air Force	ROH	CAMPBELL	BLACK	BEYER	RYAN	DEMENS	MORGAN	FLOYD	GORDON	KOVACS	AVERY
Massachusetts	RYAN	BLACK	ROH	CLARK	AVERY**	DEMENS	ROSS	FLOYD	GORDON	KOVACS	TAYLOR
at Notre Dame	ROH	CAMPBELL	WASHINGTON	CLARK	RYAN	DEMENS	MORGAN	FLOYD	GORDON	KOVACS	TAYLOR
at Purdue	ROH	CAMPBELL	WASHINGTON	CLARK	RYAN	DEMENS	MORGAN	FLOYD	GORDON	KOVACS	TAYLOR
Illinois	ROH	CAMPBELL	WASHINGTON	BEYER	RYAN	DEMENS	MORGAN	FLOYD	GORDON	KOVACS	TAYLOR
Michigan State	ROH	CAMPBELL	WASHINGTON	BEYER	RYAN	DEMENS	MORGAN	FLOYD	GORDON	KOVACS	TAYLOR
at Nebraska											
at Minnesota											
Northwestern											
Iowa											
at Ohio State											

** Denotes started as fifth DB.

MICHIGAN PRONUNCIATION GUIDE

Al Backey	Back-ee	Stephen Hopkins	STEPH-en
Jibreel Black	Juh-BREEL	Mike Kwiatkowski	kwit-KOW-ski
Seth Broekhuizen	Brook-hizen	Taylor Lewan	Luh-wan
Jehu Chesson	Jay-You	Kristian Mateus	Muh-tay-us
Amara Darboh	uh-MAR-uh DAR-bow	Mario Ojemudia	Oh-juh-MOO-dee-uh
Kenny Demens	DEM-ins	Patrick Omameh	O-MAH-may
Drew Dileo	Dill-e-o	Jordan Paskorz	Pass-korz
Devin Funchess	FUN-chess	Craig Roh	Row
Matthew Godin	GO-din	Raymon Taylor	ray-MOAN
Paul Gyarmati	G-are-mahti	Fitzgerald Toussaint	Two-SAHNT
Will Hagerup	Haa-GRUP	Matt Wile	like 'while'
Sione Houma	See-own-a Home-uh		

MICHIGAN DEPTH CHART vs. NEBRASKA

OFFENSE

WR 21 Roy Roundtree (6-0, 180, 5th Sr.)
 12 Devin Gardner (6-4, 203, Jr./Jr.)
 83 Jerald Robinson (6-1, 215, Jr./So.)
 82 Amara Darboh (6-2, 220, Fr./Fr.)

LT 77 Taylor Lewan (6-8, 309, Sr./Jr.)
 78 Erik Magnuson (6-6, 285, Fr./Fr.)

LG 52 Ricky Barnum (6-3, 296, 5th Sr.)
 56 Joey Burzynski (6-1, 295, Jr./So.)
 67 Kyle Kalis (6-5, 294, Fr./Fr.)

C 57 Elliott Mealer (6-5, 308, 5th Sr.)
 60 Jack Miller (6-4, 288, So./Fr.)

RG 65 Patrick Oameh (6-4, 305, 5th Sr.)
 56 Joey Burzynski (6-1, 295, Jr./So.)

RT 75 Michael Schofield (6-7, 300, Sr./Jr.)
 69 Erik Gunderson (6-8, 303, Sr./Jr.)
 71 Ben Braden (6-6, 308, Fr./Fr.)

TE 87 Brandon Moore (6-5, 268, 5th Sr.)
 81 Mike Kwiatkowski (6-5, 262, 5th Sr.)
 84 A.J. Williams (6-6, 283, Fr./Fr.)
 19 Devin Funchess (6-4, 229, Fr./Fr.)

WR 10 Jeremy Gallon (5-8, 187, Sr./Jr.)
 9 Drew Dileo (5-10, 180, Jr./Jr.)
 17 Jeremy Jackson (6-3, 204, Jr./Jr.)

QB 16 Denard Robinson (6-0, 197, Sr./Sr.)
 8 Russell Bellomy (6-3, 202, So./Fr.)
 12 Devin Gardner (6-4, 203, Jr./Jr.)

FB 33 Stephen Hopkins (6-0, 240, Jr./Jr.)
 36 Joe Kerridge (6-0, 244, So./Fr.)
 31 Paul Gyarmati (6-1, 234, 5th Sr.)

RB 28 Fitzgerald Toussaint (5-10, 202, Sr./Jr.)
 38 Thomas Rawls (5-10, 218, So./So.)
 2 Vincent Smith (5-6, 175, Sr./Sr.)
 5 Justice Hayes (5-10, 183, So./Fr.)

SPECIAL TEAMS

PK 34 Brendan Gibbons (6-1, 230, Sr./Jr.)
 45 Matt Wile (6-2, 214, So./So.)

P 43 Will Hagerup (6-4, 227, Jr./Jr.)
 45 Matt Wile (6-2, 214, So./So.)

LS 54 Jareth Glanda (6-3, 260, Sr./Jr.)
 94 Curt Graman (6-5, 205, Sr./Jr.)

H 9 Drew Dileo (5-10, 180, Jr./Jr.)
 10 Jeremy Gallon (5-8, 187, Sr./Jr.)

DEFENSE

DE 57 Frank Clark (6-2, 262, So./So.)
 97 Brennen Beyer (6-3, 252, So./So.)
 53 Mario Ojemudia (6-2, 231, Fr./Fr.)

DT 73 Will Campbell (6-5, 308, Sr./Sr.)
 55 Jibreel Black (6-2, 279, Jr./Jr.)

NT 76 Quinton Washington (6-4, 300, Sr./Jr.)
 56 Ondre Pipkins (6-3, 340, Fr./Fr.)
 54 Richard Ash (6-3, 300, Jr./So.)

DE 88 Craig Roh (6-5, 281, Sr./Sr.)
 92 Keith Heitzman (6-3, 270, So./Fr.)

SLB 47 Jake Ryan (6-3, 242, Jr./So.)
 4 Cam Gordon (6-3, 236, Sr./Jr.)

MLB 25 Kenny Demens (6-1, 242, 5th Sr.)
 35 Joe Bolden (6-3, 223, Fr./Fr.)
 27 Mike Jones (6-2, 226, Sr./Jr.)

WLB 48 Desmond Morgan (6-1, 227, So./So.)
 15 James Ross III (6-1, 225, Fr./Fr.)
 7 Brandin Hawthorne (6-0, 220, Sr./Sr.)

LCB 6 Raymon Taylor (5-10, 182, So./So.)
 5 Courtney Avery (5-11, 173, Jr./Jr.)
 13 Terry Richardson (5-9, 162, Fr./Fr.)

SS 32 Jordan Kovacs (6-0, 202, Sr./Jr.)
 3 Marvin Robinson (6-2, 200, So./So.)
 23 Floyd Simmons (6-0, 200, 5th Sr.)

FS 30 Thomas Gordon (5-11, 207, Sr./Jr.)
 22 Jarrod Wilson (6-2, 194, Fr./Fr.)
 14 Josh Furman (6-2, 203, Jr./So.)

RCB 8 J.T. Floyd (6-0, 183, 5th Sr.)
 6 Raymon Taylor (5-10, 182, So./So.)
 24 Delonte Hollowell (5-9, 176, So./So.)

START CHARTS

OFFENSE	Current		
	'12	Streak	Career
Patrick Oameh	7	36	36
Denard Robinson	7	33	34
Roy Roundtree	7	31	36
Taylor Lewan	7	22	29

DEFENSE	Current		
	'12	Streak	Career
Craig Roh	7	45	45
Kenny Demens	7	27	27
J.T. Floyd	7	19	29

LONGEST ACTIVE STARTS STREAKS

Craig Roh	45
Patrick Oameh	36
Denard Robinson	33

CAREER GAMES STARTED

Craig Roh (DE)	45
Jordan Kovacs (SS)	40
Roy Roundtree (SR)	36
Patrick Oameh (OG)	36

CAREER GAMES PLAYED

Kenny Demens (LB)	46
Will Campbell (DT)	45
Denard Robinson (QB)	45
Craig Roh (DE)	45
Jordan Kovacs (SS)	44
Elliott Mealer (LG)	44

2012 MICHIGAN FOOTBALL ROSTERS

NUMERICAL ROSTER

No.	Player	Pos.
2	Smith, Vincent ***	RB
3	Robinson, Marvin **	S
3	Dever, Bo	WR
4	Gordon, Cameron **	LB
5	Avery, Courtney **	CB
5	Hayes, Justice	RB
6	Taylor, Raymon*	DB
6	Cleary, Brian	QB
7	Hawthorne, Brandin **	LB
8	Bellomy, Russell	QB
8	Floyd, J.T. ***	CB
9	Dileo, Drew **	WR
10	Gallon, Jeremy **	WR
12	Gardner, Devin*	QB/WR
12	Gant, Allen	S
13	Swieca, Alex	QB
13	Richardson, Terry	CB
14	Furman, Josh*	S
14	Kennedy, Jack	QB
15	Austin, Shaun	QB
15	Ross III, James	LB
16	Robinson, Denard ***	QB
17	Jackson, Jeremy **	WR
18	Countess, Blake*	DB
19	Zeller, Charlie	S
19	Funchess, Devin	TE
20	Wilson, Steve	CB
21	Roundtree, Roy ***	WR
22	Wilson, Jarrod	S
23	Simmons, Floyd ***	S
24	Hollowell, Delonte*	DB
25	Demens, Kenny ***	LB
26	Norfleet, Dennis	RB
27	Jones, Mike **	LB
27	Keizer, Jonathan	WR
28	Toussaint, Fitzgerald **	RB
29	Johnson, Drake	RB
30	Gordon, Thomas **	S
31	Offerdahl, Andrew	S
31	Gyarmati, Paul **	FB
32	Kovacs, Jordan ***	S
33	Hopkins, Stephen **	RB
34	Clark, Jeremy	S
34	Gibbons, Brendan **	PK
35	Bolden, Joe	LB
36	Kerridge, Joe	FB
36	Pearson, AJ	DB
38	Backey, Al *	CB
38	Rawls, Thomas*	RB
39	Houma, Sione	FB
40	Poole, Antonio	LB
40	Allspach, Nate	TE
41	Wilkins, Kenny	DT
42	Esterline, Dylan	TE
43	Wormley, Chris	DE
43	Hagerup, Will **	P

ALPHABETICAL ROSTER

No.	Player	Pos.	Ht.	Wt.	Year/Elig.	Hometown (High School/Previous School)
91	Allen, Kenneth	K/P	6-3	205	Fr.	Fenton, Mich. (Fenton)
40	Allspach, Nate	TE	6-6	244	Jr./So.	Grand Rapids, Mich. (Grandville)
49	Anlauf, Brad	WR	6-4	182	Fr.	Hinsdale, Ill. (Hinsdale Central)
54	Ash, Richard	DT	6-3	300	Jr./So.	Pahokee, Fla. (Pahokee)
15	Austin, Shaun	QB	6-1	203	Fr.	Plymouth, Mich. (Plymouth)
5	Avery, Courtney **	CB	5-11	173	Jr.	Mansfield, Ohio (Lexington)
38	Backey, Al *	CB	5-10	183	Sr./Jr.	Ypsilanti, Mich. (Ypsilanti)
52	Barnum, Ricky ***	OL	6-3	296	5th	Lakeland, Fla. (Lake Gibson)
62	Bars, Blake	OL	6-5	291	Fr.	Nashville, Tenn. (Montgomery Bell Academy)
8	Bellomy, Russell	QB	6-3	202	So./Fr.	Arlington, Texas (Martin)
97	Beyer, Brennen*	DE	6-3	252	So.	Canton, Mich. (Plymouth)
55	Black, Jibreel **	DT	6-2	279	Jr.	Cincinnati, Ohio (Wyoming)
35	Bolden, Joe	LB	6-3	223	Fr.	Cincinnati, Ohio (Colerain)
71	Braden, Ben	OL	6-6	308	Fr.	Rockford, Mich. (Rockford)
67	Brink, Nathan*	DT	6-5	275	Sr./Jr.	Holland, Mich. (Holland Christian)
46	Broekhuizen, Seth *	PK	6-1	205	Sr./Jr.	Holland, Mich. (Holland Christian)
58	Bryant, Chris	OL	6-4	318	So./Fr.	Chicago, Ill. (Simeon)
56	Burzynski, Joey*	OL	6-1	295	Jr./So.	Carlsbad, Calif. (Carlsbad)
73	Campbell, William ***	DT	6-5	308	Sr.	Detroit, Mich. (Cass Technical)
95	Capatina, Anthony	K	5-9	180	Jr./So.	Novi, Mich. (Detroit Catholic Central)
86	Chesson, Jehu	WR	6-3	183	Fr.	St. Louis, Mo. (Ladue Horton Watkins)
57	Clark, Frank*	DE	6-2	262	So.	Cleveland, Ohio (Glenville)
34	Clark, Jeremy	S	6-4	200	Fr.	Madisonville, Ky. (Madisonville North Hopkins)
6	Cleary, Brian	QB	6-3	204	Fr.	Detroit, Mich. (Detroit Jesuit)
18	Countess, Blake*	DB	5-10	180	So.	Owings Mills, Md. (Our Lady of Good Counsel)
82	Darboh, Amara	WR	6-2	220	Fr.	West Des Moines, Iowa (Dowling Catholic)
25	Demens, Kenny ***	LB	6-1	242	5th	Oak Park, Mich. (Detroit Country Day)
3	Dever, Bo	WR	6-2	193	Fr.	Lake Forest, Ill. (Lake Forest)
9	Dileo, Drew **	WR	5-10	180	Jr.	Greenwell Springs, La. (Parkview Baptist)
93	Eddins, Chris	TE	6-5	266	Jr./So.	Detroit, Mich. (Country Day)
42	Esterline, Dylan	TE	6-5	236	Jr./So.	Blissfield, Mich. (Blissfield)
8	Floyd, J.T. ***	CB	6-0	183	5th	Greenville, S.C. (J.L. Mann)
19	Funchess, Devin	TE	6-4	229	Fr.	Farmington Hills, Mich. (Harrison)
14	Furman, Josh*	S	6-2	203	Jr./So.	Annapolis, Md. (Old Mill Senior)
10	Gallon, Jeremy **	WR	5-8	187	Sr./Jr.	Apopka, Fla. (Apopka)
12	Gant, Allen	S	6-2	199	Fr.	Sylvania, Ohio (Southview)
12	Gardner, Devin*	QB/WR	6-4	203	Jr.	Detroit, Mich. (Inkster)
34	Gibbons, Brendan **	PK	6-1	230	Sr./Jr.	West Palm Beach, Fla. (Cardinal Newman)
79	Gibbs, Dan	OL	6-7	311	Fr.	Birmingham, Mich. (Seaholm)
54	Glanda, Jareth*	LS	6-3	260	Sr./Jr.	Rochester Hills, Mich. (Brother Rice)
61	Glasgow, Graham	OL	6-6	305	So./Fr.	Aurora, Ill. (Marmion Academy)
96	Glasgow, Ryan	DL	6-4	294	Fr.	Aurora, Ill. (Marmion Academy)
99	Godin, Matthew	DT	6-6	277	Fr.	Novi, Mich. (Detroit Catholic Central)
4	Gordon, Cameron **	LB	6-3	236	Sr./Jr.	Detroit, Mich. (Inkster)
30	Gordon, Thomas **	S	5-11	207	Sr./Jr.	Detroit, Mich. (Cass Technical)
46	Grace, Clark	TE	6-3	230	Fr.	Tecumseh, Ontario (L'Essor)
94	Graman, Curt	LS	6-5	205	Sr./Jr.	Cincinnati, Ohio (Elder)
69	Gunderson, Erik*	OL	6-8	303	Sr./Jr.	Milan, Mich. (Milan)
31	Gyarmati, Paul **	FB	6-1	234	5th	Birmingham, Mich. (Brother Rice)
43	Hagerup, Will **	P	6-4	227	Jr.	Milwaukee, Wis. (Whitefish Bay)
7	Hawthorne, Brandin **	LB	6-0	220	Sr.	Pahokee, Fla. (Pahokee)
5	Hayes, Justice	RB	5-10	183	So./Fr.	Flint, Mich. (Grand Blanc Community)
92	Heitzman, Keith	DE	6-3	270	So./Fr.	Hilliard, Ohio (Hilliard Davidson)
51	Henderson, Bobby	RB	5-11	230	Fr.	Hopewell Junction, NY (John Jay HS)
69	Henry, Willie	DT	6-3	314	Fr.	Cleveland, Ohio (Glenville)
24	Hollowell, Delonte*	DB	5-9	176	So.	Detroit, Mich. (Cass Technical)
33	Hopkins, Stephen **	RB	6-0	240	Jr.	Double Oak, Texas (Marcus)
39	Houma, Sione	FB	6-0	227	Fr.	Salt Lake City, Utah (Highland)

ALPHABETICAL ROSTER

No.	Player	Pos.	Ht.	Wt.	Year/Elig.	Hometown (High School/Previous School)
17	Jackson, Jeremy **	WR	6-3	204	Jr.	Ann Arbor, Mich. (Huron)
52	Jenkins-Stone, Royce	LB	6-2	213	Fr.	Detroit, Mich. (Cass Technical)
95	Jocz, Michael	TE	6-4	210	Fr.	Novi, Mich. (Novi HS)
29	Johnson, Drake	RB	6-1	209	Fr.	Ann Arbor, Mich. (Pioneer)
27	Jones, Mike **	LB	6-2	226	Sr./Jr.	Orlando, Fla. (Edgewater)
67	Kalis, Kyle	OL	6-5	294	Fr.	Lakewood, Ohio (St. Edward)
27	Keizer, Jonathan	WR	6-5	211	So./Fr.	Portage, MI (Portage Northern)
14	Kennedy, Jack	QB	5-11	185	5th	Walled Lake, Mich. (Walled Lake Central)
36	Kerridge, Joe	FB	6-0	244	So./Fr.	Traverse City, Mich. (St. Francis)
32	Kovacs, Jordan ***	S	6-0	202	5th	Curtice, Ohio (Clay)
81	Kwiatkowski, Mike*	TE	6-5	262	5th	Macomb, Mich. (Dakota)
59	Lawson, Mark	LB	6-2	213	Fr.	Ada, Mich. (Forest Hills Eastern)
77	Lewan, Taylor **	OL	6-8	309	Sr./Jr.	Scottsdale, Ariz. (Chaparral)
66	Liesman, Dan	LB	6-2	212	Fr.	Lansing, Mich. (Lansing Catholic)
78	Magnuson, Erik	OL	6-6	285	Fr.	Carlsbad, Calif. (La Costa Canyon)
70	Mateus, Kristian	OL	6-7	309	Jr./So.	Ada, Mich. (Forest Hills Central)
57	Mealer, Elliott ***	OL	6-5	308	5th	Wauseon, Ohio (Wauseon)
60	Miller, Jack	OL	6-4	288	So./Fr.	Perrysburg, Ohio (St. John's Jesuit)
80	Miller, Ricardo*	WR	6-4	226	Jr.	Orlando, Fla. (Dr. Phillips [Fla.]/Pioneer [Mich.])
91	Mitropoulos-Rundus, Alex	TE	6-2	244	So./Fr.	Ann Arbor, Mich. (Pioneer)
87	Moore, Brandon*	TE	6-5	268	5th	Trotwood, Ohio (Trotwood-Madison)
48	Morgan, Desmond*	LB	6-1	227	So.	Holland, Mich. (West Ottawa)
26	Norfleet, Dennis	RB	5-7	161	Fr.	Detroit, Mich. (Martin Luther King)
31	Offerdahl, Andrew	S	5-11	199	Fr.	Fort Lauderdale, Fl. (Cardinal Gibbons)
53	Ojemudia, Mario	DE	6-2	231	Fr.	Farmington Hills, Mich. (Harrison)
65	Onameh, Patrick ***	OL	6-4	305	5th	Columbus, Ohio (St. Francis DeSales)
94	Paskorz, Jordan	TE	6-3	254	Jr./So.	Gibsonia, Pa. (Hampton)
36	Pearson, AJ	DB	6-0	195	Fr.	Johns Creek, Ga. (Northview HS)
56	Pipkins, Ondre	DT	6-3	340	Fr.	Kansas City, Mo. (Park Hill)
63	Pliska, Ben	OL	6-3	269	Fr.	Kirkland, Wa. (Lake Washington)
40	Poole, Antonio	LB	6-2	224	So./Fr.	Cincinnati, Ohio (Winton Woods)
38	Rawls, Thomas*	RB	5-10	218	So.	Flint, Mich. (Flint Northern)
85	Reynolds, Joe *	WR	6-1	196	Sr./Jr.	Rochester, Mich. (Rochester Adams)
13	Richardson, Terry	CB	5-9	162	Fr.	Detroit, Mich. (Cass Technical)
49	Ringer, Kaleb	LB	6-1	231	Fr.	Clayton, Ohio (Northmont)
16	Robinson, Denard ***	QB	6-0	197	Sr.	Deerfield Beach, Fla. (Deerfield Beach)
83	Robinson, Jerald*	WR	6-1	215	Jr./So.	Canton, Ohio (South)
3	Robinson, Marvin **	S	6-2	200	Jr.	Winter Haven, Fla. (Lake Region)
88	Roh, Craig ***	DE	6-5	281	Sr.	Scottsdale, Ariz. (Chaparral)
15	Ross III, James	LB	6-1	225	Fr.	Orchard Lake, Mich. (St. Mary's Prep)
21	Roundtree, Roy ***	WR	6-0	180	5th	Trotwood, Ohio (Trotwood-Madison)
47	Ryan, Jake*	LB	6-3	242	Jr./So.	Westlake, Ohio (St. Ignatius)
75	Schofield, Michael **	OL	6-7	300	Sr./Jr.	Orland Park, Ill. (Carl Sandburg)
23	Simmons, Floyd ***	S	6-0	200	5th	Detroit, Mich. (Crockett Technical)
2	Smith, Vincent ***	RB	5-6	175	Sr.	Pahokee, Fla. (Pahokee)
50	Strobel, Tom	DE	6-6	252	Fr.	Mentor, Ohio (Mentor)
13	Swieca, Alex	QB	6-1	206	So./Fr.	New York, NY (The Frisch School)
6	Taylor, Raymon*	DB	5-10	182	So.	Detroit, Mich. (Highland Park)
28	Toussaint, Fitzgerald **	RB	5-10	202	Sr./Jr.	Youngstown, Ohio (Liberty)
76	Washington, Quinton **	DT	6-4	300	Sr./Jr.	St. Stephen, S.C. (Timberland)
45	Wile, Matt*	K	6-2	214	So.	San Diego, Calif. (Francis Parker)
41	Wilkins, Kenny	DT	6-3	294	Jr./So.	Washington, Pa. (Trinity)
84	Williams, A.J.	TE	6-6	283	Fr.	Cincinnati, Ohio (Sycamore)
22	Wilson, Jarrod	S	6-2	194	Fr.	Akron, Ohio (Buchtel)
20	Wilson, Steve	CB	5-11	179	5th	White Lake, Mich. (Lakeland)
43	Wormley, Chris	DE	6-5	279	Fr.	Toledo, Ohio (Whitmer)
19	Zeller, Charlie	S	5-11	199	Sr./Jr.	Centennial, Colo. (Cherry Creek)

NUMERICAL ROSTER

No.	Player	Pos.
45	Wile, Matt*	K
46	Broekhuizen, Seth *	PK
46	Grace, Clark	TE
47	Ryan, Jake*	LB
48	Morgan, Desmond*	LB
49	Anlauf, Brad	WR
49	Ringer, Kaleb	LB
50	Strobel, Tom	DE
51	Henderson, Bobby	RB
52	Jenkins-Stone, Royce	LB
52	Barnum, Ricky ***	OL
53	Ojemudia, Mario	DE
54	Ash, Richard	DT
54	Glanda, Jareth*	LS
55	Black, Jibreel **	DT
56	Pipkins, Ondre	DT
56	Burzynski, Joey*	OL
57	Clark, Frank*	DE
57	Mealer, Elliott ***	OL
58	Bryant, Chris	OL
59	Lawson, Mark	LB
60	Miller, Jack	OL
61	Glasgow, Graham	OL
62	Bars, Blake	OL
63	Pliska, Ben	OL
65	Onameh, Patrick ***	OL
66	Liesman, Dan	LB
67	Brink, Nathan*	DT
67	Kalis, Kyle	OL
69	Henry, Willie	DT
69	Gunderson, Erik*	OL
70	Mateus, Kristian	OL
71	Braden, Ben	OL
73	Campbell, William ***	DT
75	Schofield, Michael **	OL
76	Washington, Quinton **	DT
77	Lewan, Taylor **	OL
78	Magnuson, Erik	OL
79	Gibbs, Dan	OL
80	Miller, Ricardo*	TE
81	Kwiatkowski, Mike*	TE
82	Darboh, Amara	WR
83	Robinson, Jerald*	WR
84	Williams, A.J.	TE
85	Reynolds, Joe *	WR
86	Chesson, Jehu	WR
87	Moore, Brandon*	TE
88	Roh, Craig ***	DE
91	Allen, Kenneth	K/P
91	Mitropoulos-Rundus, Alex	TE
92	Heitzman, Keith	DE
93	Eddins, Chris	TE
94	Graman, Curt	LS
94	Paskorz, Jordan	TE
95	Capatina, Anthony	K
95	Jocz, Michael	TE
96	Glasgow, Ryan	DL
97	Beyer, Brennen*	DE
99	Godin, Matthew	DT

2012 ROSTER BREAKDOWN

ROSTER BY STATE

No.	Player	Pos.
Arizona (2)		
77	Lewan, Taylor **	OL
88	Roh, Craig ***	DE
California (3)		
56	Burzynski, Joey *	OL
78	Magnuson, Erik	OL
45	Wile, Matt *	K
Colorado (1)		
19	Zeller, Charlie	S
Florida (11)		
54	Ash, Richard	DT
52	Barnum, Ricky ***	OL
10	Gallon, Jeremy **	WR
34	Gibbons, Brendan **	PK
7	Hawthorne, Brandin **	LB
27	Jones, Mike **	LB
80	Miller, Ricardo *	TE
31	Offerdahl, Andrew	S
16	Robinson, Denard ***	QB
3	Robinson, Marvin **	S
2	Smith, Vincent ***	RB
Georgia (1)		
36	Pearson, AJ	DB
Illinois (6)		
49	Anlauf, Brad	WR
58	Bryant, Chris	OL
3	Dever, Bo	WR
61	Glasgow, Graham	OL
96	Glasgow, Ryan	DL
75	Schofield, Michael **	OL
Iowa (1)		
82	Darboh, Amara	WR
Kentucky (1)		
34	Clark, Jeremy	S
Louisiana (1)		
9	Dileo, Drew **	WR
Maryland (2)		
18	Countess, Blake *	DB
14	Furman, Josh *	S
Michigan (47)		
91	Allen, Kenneth	K/P
40	Allspach, Nate	TE
15	Austin, Shaun	QB
38	Backey, Al *	CB
97	Beyer, Brennen *	DE
71	Braden, Ben	OL
67	Brink, Nathan *	DT
46	Broekhuizen, Seth *	PK
73	Campbell, William ***	DT
95	Capatina, Anthony	K
6	Cleary, Brian	QB
25	Demens, Kenny ***	LB
93	Eddins, Chris	TE
42	Esterline, Dylan	TE
19	Funchess, Devin	TE
12	Gardner, Devin *	QB
79	Gibbs, Dan	OL
54	Glanda, Jareth *	LS
99	Godin, Matthew	DT
4	Gordon, Cameron **	LB
30	Gordon, Thomas **	S
69	Gunderson, Erik *	OL
31	Gyarmati, Paul **	LB
5	Hayes, Justice	RB
24	Hollowell, Delonte *	DB
17	Jackson, Jeremy **	WR
52	Jenkins-Stone, Royce	LB
95	Jocz, Michael	TE
29	Johnson, Drake	RB
27	Keizer, Jonathan	WR

ROSTER BY POSITION

Quarterback

No.	Player	Pos.	Ht.	Wt.	Year/Elig.	Hometown (High School/Previous School)
15	Austin, Shaun	QB	6-1	203	Fr.	Plymouth, Mich. (Plymouth)
8	Bellomy, Russell	QB	6-3	202	So./Fr.	Arlington, Texas (Martin)
6	Cleary, Brian	QB	6-3	204	Fr.	Detroit, Mich. (Detroit Jesuit)
12	Gardner, Devin *	QB/WR	6-4	203	Jr.	Detroit, Mich. (Inkster)
14	Kennedy, Jack	QB	5-11	185	5th	Walled Lake, Mich. (Walled Lake Central)
16	Robinson, Denard ***	QB	6-0	197	Sr.	Deerfield Beach, Fla. (Deerfield Beach)
13	Swieca, Alex	QB	6-1	206	So./Fr.	New York, NY (The Frisch School)

Running Back

31	Gyarmati, Paul **	FB	6-1	234	5th	Birmingham, Mich. (Brother Rice)
5	Hayes, Justice	RB	5-10	183	So./Fr.	Flint, Mich. (Grand Blanc Community)
51	Henderson, Bobby	RB	5-11	230	Fr.	Hopewell Junction, NY (John Jay)
33	Hopkins, Stephen **	FB	6-0	240	Jr.	Double Oak, Texas (Marcus)
39	Houma, Sione	FB	6-0	227	Fr.	Salt Lake City, Utah (Highland)
29	Johnson, Drake	RB	6-1	209	Fr.	Ann Arbor, Mich. (Pioneer)
36	Kerridge, Joe	FB	6-0	244	So./Fr.	Traverse City, Mich. (St. Francis)
26	Norfleet, Dennis	RB	5-7	161	Fr.	Detroit, Mich. (Martin Luther King)
38	Rawls, Thomas *	RB	5-10	218	So.	Flint, Mich. (Flint Northern)
2	Smith, Vincent ***	RB	5-6	175	Sr.	Pahokee, Fla. (Pahokee)
28	Toussaint, Fitzgerald **	RB	5-10	202	Sr./Jr.	Youngstown, Ohio (Liberty)

Wide Receiver

49	Anlauf, Brad	WR	6-4	182	Fr.	Hinsdale, Ill. (Hinsdale Central)
86	Chesson, Jehu	WR	6-3	183	Fr.	St. Louis, Mo. (Ladue Horton Watkins)
82	Darboh, Amara	WR	6-2	220	Fr.	West Des Moines, Iowa (Dowling Catholic)
3	Dever, Bo	WR	6-2	193	Fr.	Lake Forest, Ill. (Lake Forest)
9	Dileo, Drew **	WR	5-10	180	Jr.	Greenwell Springs, La. (Parkview Baptist)
10	Gallon, Jeremy **	WR	5-8	187	Sr./Jr.	Apopka, Fla. (Apopka)
12	Gardner, Devin *	QB/WR	6-4	203	Jr.	Detroit, Mich. (Inkster)
17	Jackson, Jeremy **	WR	6-3	204	Jr.	Ann Arbor, Mich. (Huron)
27	Keizer, Jonathan	WR	6-5	211	So./Fr.	Portage, MI (Portage Northern)
80	Miller, Ricardo	WR	6-4	226	Jr.	Orlando, Fla. (Dr. Phillips [Fla.]/Pioneer[Mich])
85	Reynolds, Joe *	WR	6-1	196	Sr./Jr.	Rochester, Mich. (Rochester Adams)
83	Robinson, Jerald *	WR	6-1	215	Jr./So.	Canton, Ohio (South)
21	Roundtree, Roy ***	WR	6-0	180	5th	Trotwood, Ohio (Trotwood-Madison)

Tight End

40	Allspach, Nate	TE	6-6	244	Jr./So.	Grand Rapids, Mich. (Grandville)
93	Eddins, Chris	TE	6-5	266	Jr./So.	Detroit, Mich. (Country Day)
42	Esterline, Dylan	TE	6-5	236	Jr./So.	Blissfield, Mich. (Blissfield)
19	Funchess, Devin	TE	6-4	229	Fr.	Farmington Hills, Mich. (Harrison)
46	Grace, Clark	TE	6-3	230	Fr.	Tecumseh, Ontario (L'Essor)
95	Jocz, Michael	TE	6-4	210	Fr.	Novi, Mich. (Novi HS)
81	Kwiatkowski, Mike *	TE	6-5	262	5th	Macomb, Mich. (Dakota)
91	Mitropoulos-Rundus, Alex	TE	6-2	244	So./Fr.	Ann Arbor, Mich. (Pioneer)
87	Moore, Brandon *	TE	6-5	268	5th	Trotwood, Ohio (Trotwood-Madison)
94	Paskorz, Jordan	TE	6-3	254	Jr./So.	Gibsonia, Pa. (Hampton)
84	Williams, A.J.	TE	6-6	283	Fr.	Cincinnati, Ohio (Sycamore)

Offensive Line

52	Barnum, Ricky ***	OL	6-3	296	5th	Lakeland, Fla. (Lake Gibson)
62	Bars, Blake	OL	6-5	291	Fr.	Nashville, Tenn. (Montgomery Bell Academy)
71	Braden, Ben	OL	6-6	308	Fr.	Rockford, Mich. (Rockford)
58	Bryant, Chris	OL	6-4	318	So./Fr.	Chicago, Ill. (Simeon)
56	Burzynski, Joey *	OL	6-1	295	Jr./So.	Carlsbad, Calif. (Carlsbad)
79	Gibbs, Dan	OL	6-7	311	Fr.	Birmingham, Mich. (Seaholm)
61	Glasgow, Graham	OL	6-6	305	So./Fr.	Aurora, Ill. (Marmion Academy)
69	Gunderson, Erik *	OL	6-8	303	Sr./Jr.	Milan, Mich. (Milan)
67	Kalis, Kyle	OL	6-5	294	Fr.	Lakewood, Ohio (St. Edward)
77	Lewan, Taylor **	OL	6-8	309	Sr./Jr.	Scottsdale, Ariz. (Chaparral)
78	Magnuson, Erik	OL	6-6	285	Fr.	Carlsbad, Calif. (La Costa Canyon)
70	Mateus, Kristian	OL	6-7	309	Jr./So.	Ada, Mich. (Forest Hills Central)
57	Mealer, Elliott ***	OL	6-5	308	5th	Wauseon, Ohio (Wauseon)
60	Miller, Jack	OL	6-4	288	So./Fr.	Perrysburg, Ohio (St. John's Jesuit)
65	Onameh, Patrick ***	OL	6-4	305	5th	Columbus, Ohio (St. Francis DeSales)
63	Pliska, Ben	OL	6-3	269	Fr.	Kirkland, Wa. (Lake Washington)
75	Schofield, Michael **	OL	6-7	300	Sr./Jr.	Orland Park, Ill. (Carl Sandburg)

ROSTER BY POSITION

Defensive Line

54	Ash, Richard	DT	6-3	300	Jr./So.	Pahokee, Fla. (Pahokee)
97	Beyer, Brennen *	DE	6-3	252	So.	Canton, Mich. (Plymouth)
55	Black, Jibreel **	DT	6-2	279	Jr.	Cincinnati, Ohio (Wyoming)
67	Brink, Nathan *	DT	6-5	275	Sr./Jr.	Holland, Mich. (Holland Christian)
73	Campbell, William ***	DT	6-5	308	Sr.	Detroit, Mich. (Cass Technical)
57	Clark, Frank *	DE	6-2	262	So.	Cleveland, Ohio (Glenville)
96	Glasgow, Ryan	DT	6-4	294	Fr.	Aurora, Ill. (Marmion Academy)
99	Godin, Matthew	DT	6-6	277	Fr.	Novi, Mich. (Detroit Catholic Central)
92	Heitzman, Keith	DE	6-3	270	So./Fr.	Hilliard, Ohio (Hilliard Davidson)
69	Henry, Willie	DT	6-3	314	Fr.	Cleveland, Ohio (Glenville)
53	Ojemudia, Mario	DE	6-2	231	Fr.	Farmington Hills, Mich. (Harrison)
56	Pipkins, Ondre	DT	6-3	340	Fr.	Kansas City, Mo. (Park Hill)
88	Roh, Craig ***	DE	6-5	281	Sr.	Scottsdale, Ariz. (Chaparral)
50	Strobel, Tom	DE	6-6	252	Fr.	Mentor, Ohio (Mentor)
76	Washington, Quinton **	DT	6-4	300	Sr./Jr.	St. Stephen, S.C. (Timberland)
41	Wilkins, Kenny	DT	6-3	294	Jr./So.	Washington, Pa. (Trinity)
43	Wormley, Chris	DE	6-5	279	Fr.	Toledo, Ohio (Whitmer)

Linebacker

35	Bolden, Joe	LB	6-3	223	Fr.	Cincinnati, Ohio (Colerain)
25	Demens, Kenny ***	LB	6-1	242	5th	Oak Park, Mich. (Detroit Country Day)
4	Gordon, Cameron **	LB	6-3	236	Sr./Jr.	Detroit, Mich. (Inkster)
7	Hawthorne, Brandin **	LB	6-0	220	Sr.	Pahokee, Fla. (Pahokee)
52	Jenkins-Stone, Royce	LB	6-2	213	Fr.	Detroit, Mich. (Cass Technical)
27	Jones, Mike **	LB	6-2	226	Sr./Jr.	Orlando, Fla. (Edgewater)
59	Lawson, Mark	LB	6-2	213	Fr.	Ada, Mich. (Forest Hills Eastern)
66	Liesman, Dan	LB	6-2	212	Fr.	Lansing, Mich. (Lansing Catholic)
48	Morgan, Desmond *	LB	6-1	227	So.	Holland, Mich. (West Ottawa)
40	Poole, Antonio	LB	6-2	224	So./Fr.	Cincinnati, Ohio (Winton Woods)
49	Ringer, Kaleb	LB	6-1	231	Fr.	Clayton, Ohio (Northmont)
15	Ross III, James	LB	6-1	225	Fr.	Orchard Lake, Mich. (St. Mary's Prep)
47	Ryan, Jake *	LB	6-3	242	Jr./So.	Westlake, Ohio (St. Ignatius)

Secondary

5	Avery, Courtney **	CB	5-11	173	Jr.	Mansfield, Ohio (Lexington)
38	Backey, Al *	CB	5-10	183	Sr./Jr.	Ypsilanti, Mich. (Ypsilanti)
34	Clark, Jeremy	S	6-4	200	Fr.	Madisonville, Ky. (Madisonville North Hopkins)
18	Countess, Blake *	CB	5-10	180	So.	Owings Mills, Md. (Our Lady of Good Counsel)
8	Floyd, J.T. ***	CB	6-0	183	5th	Greenville, S.C. (J.L. Mann)
14	Furman, Josh *	S	6-2	203	Jr./So.	Annapolis, Md. (Old Mill Senior)
12	Gant, Allen	S	6-2	199	Fr.	Sylvania, Ohio (Southview)
30	Gordon, Thomas **	S	5-11	207	Sr./Jr.	Detroit, Mich. (Cass Technical)
24	Hollowell, Delonte *	CB	5-9	176	So.	Detroit, Mich. (Cass Technical)
32	Kovacs, Jordan ***	S	6-0	202	Sr./Jr.	Curtice, Ohio (Clay)
31	Offerdahl, Andrew	S	5-11	199	Fr.	Fort Lauderdale, Fl. (Cardinal Gibbons)
36	Pearson, AJ	CB	6-0	195	Fr.	Johns Creek, Ga. (Northview HS)
13	Richardson, Terry	CB	5-9	162	Fr.	Detroit, Mich. (Cass Technical)
3	Robinson, Marvin **	S	6-2	200	So.	Winter Haven, Fla. (Lake Region)
23	Simmons, Floyd ***	S	6-0	200	Sr./Jr.	Detroit, Mich. (Crockett Technical)
6	Taylor, Raymon *	CB	5-10	182	So.	Detroit, Mich. (Highland Park)
22	Wilson, Jarrod	S	6-2	194	Fr.	Akron, Ohio (Buchtel)
20	Wilson, Steve	CB	5-11	179	5th	White Lake, Mich. (Lakeland)
19	Zeller, Charlie	S	5-11	199	Sr./Jr.	Centennial, Colo. (Cherry Creek)

Specialists

91	Allen, Kenneth	K/P	6-3	205	Fr.	Fenton, Mich. (Fenton)
46	Broekhuizen, Seth *	PK	6-1	205	Sr./Jr.	Holland, Mich. (Holland Christian)
95	Capatina, Anthony	K	5-9	180	Jr./So.	Novi, Mich. (Detroit Catholic Central)
34	Gibbons, Brendan **	PK	6-1	230	Sr./Jr.	West Palm Beach, Fla. (Cardinal Newman)
54	Glanda, Jareth *	LS	6-3	260	Sr./Jr.	Rochester Hills, Mich. (Brother Rice)
94	Graman, Curt	LS	6-5	205	Sr./Jr.	Cincinnati, Ohio (Elder)
43	Hagerup, Will **	P	6-4	227	Jr.	Milwaukee, Wis. (Whitefish Bay)
45	Wile, Matt *	PK	6-2	214	So.	San Diego, Calif. (Francis Parker)

14	Kennedy, Jack	QB
36	Kerridge, Joe	FB
81	Kwiatkowski, Mike *	TE
59	Lawson, Mark	LB
66	Liesman, Dan	LB
70	Mateus, Kristian	OL
91	Mitropoulos-Rundus, Alex	TE
48	Morgan, Desmond *	LB
26	Norfleet, Dennis	RB
53	Ojemudia, Mario	DE
38	Rawls, Thomas *	RB
85	Reynolds, Joe *	WR
13	Richardson, Terry	CB
15	Ross III, James	LB
23	Simmons, Floyd ***	S
6	Taylor, Raymon *	DB
20	Wilson, Steve	CB
Missouri (2)		
86	Chesson, Jehu	WR
56	Pipkins, Ondre	DT
New York (2)		
51	Henderson, Bobby	RB
13	Swieca, Alex	QB
Ohio (24)		
5	Avery, Courtney **	CB
55	Black, Jibreel **	DE
35	Bolden, Joe	LB
57	Clark, Frank *	DE
12	Gant, Allen	S
94	Graman, Curt	LS
92	Heitzman, Keith	DE
69	Henry, Willie	DT
67	Kalis, Kyle	OL
32	Kovacs, Jordan ***	S
57	Mealer, Elliott ***	OL
60	Miller, Jack	OL
87	Moore, Brandon*	TE
65	Onameh, Patrick ***	OL
40	Poole, Antonio	LB
49	Ringer, Kaleb	LB
83	Robinson, Jerald *	WR
21	Roundtree, Roy ***	WR
47	Ryan, Jake*	LB
50	Strobel, Tom	DE
28	Toussaint, Fitzgerald **	RB
84	Williams, A.J.	TE
22	Wilson, Jarrod	S
43	Wormley, Chris	DE
Ontario (1)		
46	Grace, Clark	TE
Pennsylvania (2)		
94	Paskorz, Jordan	TE
41	Wilkins, Kenny	DT
SouthCarolina (2)		
8	Floyd, J.T. ***	CB
76	Washington, Quinton **	DT
Tennessee (1)		
62	Bars, Blake	OL
Texas (2)		
8	Bellomy, Russell	QB
33	Hopkins, Stephen **	RB
Utah (1)		
39	Houma, Sione	FB
Washington		
63	Pliska, Ben	OL
Wisconsin (1)		
43	Hagerup, Will **	P

HEAD COACH BRADY HOKE



Conference Championships

MAC WEST (2007, 2008)

Coach of the Year Honors

- National - Maxwell Football Club (2011)
- Big Ten - Hayes-Schembechler (Coaches - 2011)
- Big Ten - Dave McClain (Media - 2011, Media)
- MWC (2010)
- AFCA FBS Region 3 (2008)
- MAC (2008)

At a Glance

Born: November 3, 1958 in Kettering, Ohio
 High School: Fairmont East (1977)
 College: Ball State, B.S., 1982
 Wife: Laura
 Children: Kelly

Brady Hoke: Head Coach ■ Ball State (1982) Michigan W-L: 16-4 Second Season Big Ten W-L: 9-2

Brady Hoke was named the 19th head coach in University of Michigan football history on Jan. 11, 2011. A former assistant coach at U-M (1995-2002), Hoke led the Wolverines to an 11-2 record (6-2 Big Ten) and Allstate Sugar Bowl victory in his first season. Hoke had previous head coaching stints at San Diego State from 2009-10, where he earned a 13-12 record, and his alma mater, Ball State, where he went 34-38 from 2003-08. Collectively, Hoke is 58-52 in nine seasons as a head coach.

Hoke's first-season success in Ann Arbor was acknowledged across the country. He was named the Maxwell Football Club Collegiate Coach of the Year and was named a finalist for three other national Coach of the Year honors: Bear Bryant, Eddie Robinson and Liberty Mutual. The Big Ten Conference's coaches voted Hoke as the inaugural recipient of the Hayes-Schembechler Coach of the Year award, while the Big Ten media named him the Dave McClain Coach of the Year.

Michigan's offense averaged 33.3 points per game, which ranked second in the Big Ten, while U-M's defense allowed 17.4 points per game, good for second in the league. Four Wolverines earned All-Big Ten distinction in 2011, highlighted by center David Molk, who was named the Rimington-Pace Offensive Lineman of the Year in the conference. Molk also was named the 2011 Rimington Trophy recipient and earned Consensus All-America honors, being named first-team All-America by the Walter Camp Football Foundation, Sporting News and Associated Press.

With four wins more than the 2010 squad (7-6), Hoke and the Wolverines tied Fielding Yost's 1901 team as the only two teams with a four-win improvement from the previous season. Yost's 1901 team went 11-0 following a 7-2-1 1900 season.

Only the legendary Yost precedes Hoke as a Michigan head coach to win 10 games in his first season. Hoke also became the fifth Big Ten coach to win at least 10 games in his first season as head coach, joining Wisconsin's Bret Bielema (12-1, 2006), Ohio State's Earle Bruce (11-1, 1979), Yost (11-0, 1901) and Minnesota's Henry Williams (10-0-2, 1900). Since 1901, Hoke is the third U-M coach to win his first six games (Fielding Yost-1901, Bennie

Oosterbaan-1948). Nationally, Hoke became one of eight coaches to direct a team to a BCS bowl in his first season, while he became the third coach (and is now one of four coaches) to direct a team to a BCS bowl victory in his first season.

The 2010 Mountain West Conference Coach of the Year, Hoke guided the Aztecs to a 9-4 record, marking the most victories since 1996 (8) while earning the program's first trip to a bowl game in 12 years, a 35-14 victory over Navy. Six of his players earned All-MWC first team in 2010, including running back Ronnie Hillman, the league's Freshman of the Year. Seven additional players earned second-team (4) honors and honorable mention (3). In 2009, Hoke's first season at San Diego State, five players were named to All-MWC teams, while 11 were MWC All-Academic selections.

As head coach at Ball State, he mentored players to 35 All-MAC selections in six years en route to a pair of bowl game appearances in 2007 and '08. The 2008 season marked the best season in program history, recording a school-record 12 wins and completing an undefeated Mid-American Conference regular-season campaign.

Collectively, Hoke has 29 years of collegiate coaching experience beginning with assistant positions at Grand Valley State (1983), Western Michigan (1984-86), Toledo (1987-88), Oregon State (1989-94) and Michigan (1995-2002). A defensive line coach at U-M, Hoke was part of three Big Ten champion teams (1997, '98, 2000), including the 1997 national champion and Rose Bowl winning squad. During his tenure, U-M posted a 76-23 overall record, claiming at least 10 victories on four occasions.

A 1982 graduate of Ball State University, Hoke earned four letters (1977-80) with the Cardinals. He was part of the only two teams in Ball State football history to post undefeated conference seasons: as a player in 1978, and as the head coach in 2008. Hoke led Ball State to the 1978 MAC championship, and as a team captain in 1980 earned All-MAC second-team honors. He graduated from Fairmont East High School in Kettering, Ohio, in 1977.

He and his wife, the former Laura Homberger, have one daughter, Kelly.

BRADY HOKE'S YEAR-BY-YEAR COACHING RECORD

YEAR	SCHOOL	RECORD	CONFERENCE RECORD	POST-SEASON
2012	Michigan	5-2	3-0 Big Ten	
2011	Michigan	11-2	6-2 Big Ten	Sugar Bowl (vs. Virginia Tech/W, 23-20 ot)
2010	San Diego State	9-4	5-3 MWC	Poinsettia Bowl (vs. Navy/W, 35-14)
2009	San Diego State	4-8	2-6 MWC	
2008	Ball State	12-1	8-0 MAC	MAC West champion, * Did not coach GMAC Bowl (vs. Tulsa/L, 45-13)
2007	Ball State	7-6	5-2 MAC	MAC West co-champ, International Bowl (vs. Rutgers/L, 52-30)
2006	Ball State	5-7	5-3 MAC	
2005	Ball State	4-7	4-4 MAC	
2004	Ball State	2-9	2-6 MAC	
2003	Ball State	4-8	3-5 MAC	
U-M	2 Seasons	16-4	9-2 Big Ten	
SDSU	2 Seasons	13-12	7-9 MWC	
BSU	6 Seasons	34-38	27-20 MAC	
TOTAL	10 Seasons	63-54	43-31 Conference	

BRADY HOKE'S MILESTONE WINS

Win	Opponent	Site	Date
1	Ball State 31, Indiana State 7	H	8/28/2003
10	Ball State 26, Eastern Michigan 25	A	11/12/2005
20	Ball State 27, Western Michigan 23	A	10/20/2007
30	Ball State 38, Eastern Michigan 16	H	10/25/2008
40	San Diego State 41, New Mexico St.	A	9/11/2010
50	Michigan 31, Eastern Michigan 3	H	9/17/2011

U-M SUPERLATIVES UNDER BRADY HOKE

Overall:	16-4
At Home:	12-0
On the Road:	3-3
Neutral:	1-1
By Month:	
August:	0-0
September:	6-2
October:	6-1
November:	3-1
December:	0-0
January:	1-0
When Scoring First:	10-1
When Opponent Scored First:	6-3
When Scoring 20 or More Points:	15-0
When Scoring Less Than 20 Points:	1-4
When Leading at the Half:	13-0
When Trailing at the Half:	3-3
When Tied at the Half:	0-1
When Leading after 3 Quarters:	13-0
When Trailing after 3 Quarters:	2-4
When Tied after 3 Quarters:	0-0
In Overtime:	1-0
When Outrushing the Opponent:	13-1
With 35 or More Rushing Attempts:	11-3
With Less Than 30 Passing Attempts:	14-2
When Leading in Time of Possession:	11-2
When Trailing in Time of Possession:	5-2
On Turf:	14-2
On Grass:	2-2
When Leading in Takeaway/Turnover Ratio:	8-1
When Even in Takeaway/Turnover Ratio:	4-0
When Trailing in Takeaway/Turnover Ratio:	4-3
With an Individual 100-Yard Rusher:	12-0
With an Individual 200-Yard Passer:	4-1
250-Yard Passer:	3-0
With an Individual 100-Yard Receiver:	3-1
With an Individual Opponent 100-Yard Rusher:	4-3
With an Individual Opponent 200-Yard Passer:	5-0
250-Yard Passer:	3-0
With an Individual Opponent 100-Yard Receiver:	4-1



AL BORGES
Offensive Coordinator/QB



DARRELL FUNK
Offensive Line



FRED JACKSON
Running Backs



JEFF HECKLINSKI
Wide Receivers



DAN FERRIGNO
Special Teams/Tight Ends



GREG MATTISON
Defensive Coordinator



JERRY MONTGOMERY
Defensive Line



MARK SMITH
Linebackers



CURT MALLORY
Secondary



AARON WELLMAN
Strength and Conditioning

RECORD VERSUS OPPONENTS

Conf./Team	Record
Big Ten	
Illinois	2-1
Indiana	1-2
Iowa	0-2
Michigan	0-1
Michigan State	1-1
Minnesota	1-0
Nebraska	1-0
Northwestern	1-0
Ohio State	1-0
Purdue	2-2
Totals	10-9
MAC	
Akron	2-1
Bowling Green	0-3
Buffalo	2-1
Central Florida	1-0
Central Michigan	2-4
Eastern Michigan	5-2
Kent State	3-0
Massachusetts	1-0
Miami	2-2
Northern Illinois	3-3
Ohio	0-1
Toledo	4-2
Western Michigan	5-2
Totals	30-21
Independent	
Navy	3-0
Notre Dame	1-1
Total	4-1
Mountain West	
Air Force	2-1
BYU	0-2
Colorado State	2-0
New Mexico	2-0
San Diego State	1-0
TCU	0-2
UNLV	1-1
Utah	0-2
Wyoming	1-1
Total	9-9
Big 12	
Missouri	0-3
Nebraska	0-1
Totals	0-4
Big East	
Boston College	0-2
Pittsburgh	0-1
Rutgers	0-1
Virginia Tech	1-0
Totals	1-4
ACC	
Boston College	0-1
SEC	
Alabama	0-1
Auburn	0-1
Total	0-2
Sun Belt	
Western Kentucky	2-0
PAC 12	
UCLA	0-1
WAC	
Idaho	0-1
New Mexico State	2-0
Utah State	1-0
Total	3-1
FCS	
Nicholls State	1-0
Southern Utah	1-0
Indiana State	1-0
North Dakota State	0-1
Northeastern	1-0
Total	4-1
Totals	63-54

INDIVIDUAL CAREER BESTS

TOP STATISTICAL LEADERS

Rushing:

2012: Denard Robinson (121 carries, 900 yards, 7.4 avg., 6 TD)
Career: Denard Robinson (667 carries, 4,129 yards, 6.2 avg., 41 TDs)

Passing:

2012: Denard Robinson (83-155, 1,264 yards, 9 TD, 9 Ints.)
Career: Denard Robinson (421-735, 6,195 yards, 49 TDs, 39 Ints.)

Receiving:

2012: Jeremy Gallon (16 for 309 yards, 19.3 avg., 1 TD)
Career: Roy Roundtree (135 for 1,867 yards, 13.8 avg., 13 TD)

Punt Returns:

2012: Jeremy Gallon (5 for 44 yards, 8.8 avg., 0 TD)
Career: Jeremy Gallon (34 for 279 yards, 8.2 avg., 0 TD)

Kickoff Returns:

2012: Dennis Norfleet (21 for 494 yards, 23.5 avg., 0 TD)
Career: Jeremy Gallon (31 for 647 yards, 20.9 avg., 0 TD)

Field Goals:

2012: Brendan Gibbons (10 for 12)
Career: Brendan Gibbons (24 for 34, long 43 yards)

Tackles:

2012: Jake Ryan (52; 34 solos, 18 assists)
Career: Jordan Kovacs (304; 175 solos, 129 assists)

Tackles for Loss:

2012: Jake Ryan (8.5 for 45 yards)
Career: Craig Roh (23.5 for 103 yards)

Sacks:

2012: Jake Ryan (3.5 for 29 yards)
Career: Craig Roh (8.5 for 60 yards)

Interceptions:

2012: Raymon Taylor (2 for 70 yards) and Thomas Gordon (2 for 19 yards)
Career: Jordan Kovacs (5 for 78 yards)

Pass Breakups:

2012: Frank Clark, J.T. Floyd and Jake Ryan (3)
Career: J.T. Floyd (16)

Vincent Smith

Attempts: 18, at Purdue (Nov. 13, 2010)
Yards: 166, vs. Delaware State (Oct. 17, 2009)
TDs: 2, vs. Bowling Green (Sept. 25, 2010)
Long: 56, at Indiana (Oct. 2, 2010)

Fitzgerald Toussaint

Attempts: 29, vs. Nebraska (Nov. 19, 2011)
Yards: 192, at Illinois (Nov. 12, 2011)
TDs: 2, 5 times, last at Purdue (Oct. 6, 2012)
Long: 65, at Illinois (Nov. 12, 2011)

PASSING

Devin Gardner

Attempts: 10, vs. Bowling Green (Sept. 25, 2010)
Completions: 7, vs. Bowling Green (Sept. 25, 2010)
Yards: 85, vs. Bowling Green (Sept. 25, 2010)
TDs: 1, twice, last at Illinois (Nov. 12, 2011)
Long: 30, vs. Bowling Green (Sept. 25, 2010)

Denard Robinson

Attempts: 40, at Notre Dame (Sept. 11, 2010)
Completions: 24, at Notre Dame (Sept. 11, 2010)
Yards: 338, vs. Notre Dame (Sept. 10, 2011)
TDs: 4, vs. Notre Dame, Sept. 10, 2011)
Long: 77, vs. Notre Dame (Sept. 10, 2011)

RECEIVING

Drew Dileo

Catches: 4, vs. Michigan State (Oct. 20, 2012)
Yards: 92, vs. Michigan State (Oct. 20, 2012)
TDs: 1, twice, last vs. Minnesota (Oct. 1, 2011)
Long: 66, vs. Massachusetts (Sept. 15, 2012)

Jeremy Gallon

Catches: 5, at Northwestern (Oct. 8, 2011)
Yards: 107, vs. Alabama (Sept. 1, 2012)
TDs: 1, 5 times, last vs. Illinois (Oct. 13, 2012)
Long: 71, twice, last vs. Illinois (Oct. 13, 2012)

Devin Gardner

Catches: 5, vs. Air Force (Sept. 8, 2012)
Yards: 63, vs. Air Force (Sept. 8, 2012)
TDs: 1, three times, last vs. Massachusetts (Sept. 15, 2012)
Long: 44, vs. Alabama (Sept. 1, 2012)

Jeremy Jackson

Catches: 2, three times, last vs. Air Force (Sept. 8, 2012)
Yards: 31, at Ohio State (Nov. 27, 2010)
TDs: None
Long: 22, at Ohio State (Nov. 27, 2010)

Roy Roundtree

Catches: 10, vs. Purdue (Nov. 7, 2009)
Yards: 246, vs. Illinois (Nov. 6, 2010)
TDs: 2, vs. Illinois (Nov. 6, 2010)
Long: 76, at Illinois (Oct. 31, 2009)

Vincent Smith

Catches: 7, at Wisconsin (Nov. 14, 2009)
Yards: 54, at Wisconsin (Nov. 14, 2009)
TDs: 1, 6 times, last vs. Minnesota (Oct. 1, 2011)
Long: 28, vs. Minnesota (Oct. 1, 2011)

DEFENSE

Courtney Avery

Tackles: 7, vs. Wisconsin (Nov. 20, 2010)
Solos: 5, at Purdue (Nov. 13, 2010)
Asst: 4, vs. Wisconsin (Nov. 20, 2010)
TFLs: 1.0, twice, last vs. Air Force (Sept. 8, 2012)

Sacks: 0.5, vs. Purdue (Oct. 29, 2011)
Int.: 1, twice, last vs. Ohio State (Nov. 26, 2011)
FR: 1, twice, last vs. Nebraska (Nov. 19, 2011)
PBUs: 2, vs. Bowling Green (Sept. 25, 2010)

Frank Clark

Tackles: 5, vs. Virginia Tech (Jan. 3, 2012)
Solos: 2, twice, last vs. Massachusetts (Sept. 15, 2012)
Asst: 4, twice, vs. Virginia Tech (Jan. 3, 2012)
TFLs: 2, vs. Air Force (Sept. 8, 2012)
Sacks: None
Int.: 1, vs. Virginia Tech (Jan. 3, 2012)
FR: None
PBUs: 2, vs. Massachusetts (Sept. 15, 2012)

Kenny Demens

Tackles: 13, vs. Wisconsin (Nov. 20, 2010)
Solos: 6, three times, last at Purdue (Oct. 6, 2012)
Asst: 8, twice, last at Iowa (Nov. 5, 2011)
TFLs: 1, 6 times, last vs. Illinois (Oct. 13, 2012)
Sacks: 1, twice, last at Illinois (Nov. 12, 2011)
Int.: 1, vs. Illinois (Oct. 13, 2012)
FR: None
PBUs: 1, three times, last vs. Notre Dame (Sept. 22, 2012)

J.T. Floyd

Tackles: 13, twice, last vs. Michigan State (Oct. 9, 2010)
Solos: 10, vs. Michigan State (Oct. 9, 2010)
Asst: 6, at Indiana (Oct. 2, 2010)
TFLs: 1, twice, last vs. Michigan State (Oct. 9, 2010)
Sacks: None
Int.: 1, 3 times, last at Illinois (Nov. 12, 2011)
FR: None
PBUs: 2, 4 times, last at Purdue (Oct. 6, 2012)

Cameron Gordon

Tackles: 15, at Indiana (Oct. 2, 2010)
Solos: 12, at Indiana (Oct. 2, 2010)
Asst: 5, twice, last vs. Illinois (Nov. 6, 2010)
TFLs: 1, three times, last vs. Air Force (Sept. 8, 2012)
Sacks: None
Int.: 1, twice, last at Indiana (Oct. 2, 2010)
FR: 2, at Purdue (Nov. 13, 2010)
PBUs: 1, six times, last at Purdue (Oct. 6, 2012)

Thomas Gordon

Tackles: 9, twice, last vs. Alabama (Sept. 1, 2012)
Solos: 6, twice, last vs. Air Force (Sept. 8, 2012)
Asst: 5, vs. Notre Dame (Sept. 10, 2011)
TFLs: 2, at Notre Dame (Sept. 11, 2010)
Sacks: 1, twice, last at Penn State (Oct. 30, 2010)
Int.: 1, three times, last at Purdue (Oct. 6, 2012)
FR: 1, 4 times, last at Illinois (Nov. 12, 2011)
PBUs: 1, three times, last vs. Michigan State (Oct. 20, 2012)

Brandin Hawthorne

Tackles: 10, vs. Eastern Michigan (Sept. 17, 2011)
Solos: 7, vs. Eastern Michigan (Sept. 17, 2011)
Asst: 5, at Northwestern (Oct. 8, 2011)
TFLs: 1, twice, last vs. Eastern Michigan (Sept. 17, 2011)
Sacks: 1, vs. Purdue (Oct. 29, 2011)
Int.: 1, at Northwestern (Oct. 8, 2011)
FR: None
PBUs: 1, vs. Notre Dame (Sept. 17, 2011)

Jordan Kovacs

Tackles: 17, twice, (last at Ohio State, Nov. 27, 2010)
Solos: 9, at Ohio State (Nov. 27, 2010)
Asst: 10, at Michigan State (Oct. 3, 2009)
TFLs: 2.5, twice, last vs. Iowa (Oct. 16, 2010)
Sacks: 2, vs. Western Michigan (Sept. 3, 2011)
Int.: 1, 4 times, last vs. Michigan State (Oct. 20, 2012)
FR: 1, twice, last at Michigan State (Oct. 15, 2011)
PBUs: 1, twice, last vs. Western Michigan (Sept. 3, 2011)

Desmond Morgan

Tackles: 11, vs. Michigan State (Oct. 20, 2012)
 Solos: 5, three times, last vs. Michigan State (Oct. 20, 2012)
 Asst: 8, vs. Alabama (Sept. 1, 2012)
 TFLs: 2.0, at Purdue (Oct. 6, 2012)
 Sacks: 1, vs. Ohio State (Nov. 26, 2011)
 Int.: None
 FR: 1, at Michigan State (Oct. 15, 2011)
 PBUs: 1, at Iowa (Nov. 5, 2011)

Craig Roh

Tackles: 7, vs. Eastern Michigan (Sept. 19, 2009)
 Solos: 5, vs. Illinois (Nov. 6, 2010)
 Asst: 5, vs. Eastern Michigan (Sept. 19, 2009)
 TFLs: 2, 5 times, last at Michigan State (Oct. 15, 2011)
 Sacks: 1, 5 times, last at Purdue (Oct. 6, 2012)
 Int.: 1, vs. Eastern Michigan (Sept. 19, 2009)
 FR: None
 PBUs: 2, at Michigan State (Oct. 3, 2009)

Jake Ryan

Tackles: 11, twice, last vs. Illinois (Oct. 13, 2012)
 Solos: 8, vs. Michigan State (Oct. 20, 2012)
 Asst: 4, three times, last vs. Illinois (Oct. 13, 2012)
 TFLs: 4, vs. Virginia Tech (Jan. 3, 2012)
 Sacks: 1.5, vs. Illinois (Oct. 13, 2012)
 Int.: None
 FR: 2, vs. San Diego State (Sept. 24, 2011)
 PBUs: 1, vs. Notre Dame (Sept. 22, 2012)

PUNT RETURNS**Drew Dileo**

Returns: 1, 3 times, last vs. Eastern Michigan (Sept. 17, 2011)
 Yards: 15, vs. Bowling Green (Sept. 25, 2010)
 TDs: None
 Long: 15, vs. Bowling Green (Sept. 25, 2010)

Jeremy Gallon

Returns: 4, twice, last vs. Nebraska (Nov. 19, 2011)
 Yards: 62, at Illinois (Nov. 12, 2011)
 TDs: None
 Long: 32, at Illinois (Nov. 12, 2011)

Dennis Norfleet

Returns: 1, twice, last vs. Illinois (Oct. 13, 2012)
 Yards: 42, vs. Illinois (Oct. 13, 2012)
 TDs: None
 Long: 42, vs. Illinois (Oct. 13, 2012)

KICK RETURNS**Drew Dileo**

Returns: 6, at Ohio State (Nov. 27, 2010)
 Yards: 118, at Ohio State (Nov. 27, 2010)
 TDs: None
 Long: 34, vs. Wisconsin (Nov. 20, 2010)

Jeremy Gallon

Returns: 7, vs. Illinois (Nov. 6, 2010)
 Yards: 139, vs. Illinois (Nov. 6, 2010)
 TDs: None
 Long: 47, at Penn State (Oct. 30, 2010)

Dennis Norfleet

Returns: 8, vs. Alabama (Sept. 1, 2012)
 Yards: 177, vs. Alabama (Sept. 1, 2012)
 TDs: None
 Long: 38 at Purdue (Oct. 6, 2012)

Vincent Smith

Returns: 5, vs. Notre Dame (Sept. 10, 2011)
 Yards: 98, vs. Notre Dame (Sept. 10, 2011)
 TDs: None
 Long: 24, vs. Notre Dame (Sept. 10, 2011)

KICKING**Brendan Gibbons**

Points: 16, vs. Minnesota (Oct. 1, 2011)
 FG Att.: 4, at Purdue (Oct. 6, 2012)
 FG Made: 3, four times, last vs. Michigan State (Oct. 20, 2012)
 PATs: 7, vs. Minnesota (Oct. 1, 2011)
 Long FG: 43, vs. Ohio State (Nov. 26, 2011)

Will Hagerup

Punts: 9, at Notre Dame (Sept. 11, 2010)
 Yards: 353, vs. Alabama (Sept. 1, 2012)
 Average: 51.0, vs. Connecticut (Sept. 4, 2010)
 50+: 4, vs. Alabama (Sept. 1, 2012)
 I-20: 3, at Michigan State, Oct. 15, 2011)
 Long: 72, at Purdue (Nov. 13, 2010)

Matt Wile

Punts: 5, vs. Notre Dame (Sept. 10, 2011)
 Yards: 196, vs. San Diego State (Sept. 24, 2011)
 Average: 49.0, vs. San Diego State (Sept. 24, 2011)
 50+: 1, vs. San Diego State (Sept. 24, 2011)
 I-20: 3, vs. Illinois (Oct. 13, 2012)
 Long: 51, vs. San Diego State (Sept. 24, 2011)

MICHIGAN STADIUM



Top 5 College Football Stadiums

School	Stadium	Capacity
Michigan	Michigan	109,901
Penn State	Beaver	106,572
Tennessee	Neyland	102,455
Ohio State	Ohio	102,329
Alabama	Bryant-Denny	101,821

Game	Year	Attendance
Notre Dame	2011	114,804*
Ohio State	2011	114,132
Nebraska	2011	113,718
Connecticut	2010	113,090
Michigan State	2010	113,065
Iowa	2010	112,784
Air Force	2012	112,522
Wisconsin	2010	112,276
Ohio State	2003	112,118
Purdue	2011	112,115

* NCAA single-game record.

The football program is in its 86th season in the "Big House" in 2012, with a 396-120-15 all-time record at Michigan Stadium. The largest college football stadium in the country, it was completed in 1927 at a cost of \$950,000, initially seating 72,000 fans. Michigan won the first game played at Michigan Stadium, defeating Ohio Wesleyan, 33-0, on Oct. 1, 1927. The stadium was officially dedicated on Oct. 22, 1927, with a 21-0 shutout over Ohio State.

Since that inaugural season, the capacity of Michigan Stadium has increased nine times to its present 109,901. The Wolverines have led the nation in attendance 37 times in the past 38 years, and reestablished the NCAA single-game attendance record at 114,804 fans against Notre Dame in the first night game ever in Michigan Stadium in 2011. The previous mark was 113,090 fans against Connecticut during the 2010 rededication of Michigan Stadium.

Michigan has drawn crowds of 100,000-plus for 242 consecutive games. On football Saturdays in Ann Arbor, Michigan Stadium ranks as the fourth-largest "city" in the state of Michigan.

The Wolverines drew 897,431 fans for their eight-game home schedule in 2011. The eight-game average of 112,179 broke Michigan's NCAA record of 111,825 fans per contest set during the 2010 season.

Michigan Stadium was the only college-owned football facility with a video scoreboard above both end zones. It was also the first stadium to use electronic scoreboards for official time when, in 1930, two were installed.

CAPACITY: 109,901 -- the largest college-owned structures of its kind designed solely for football -- closer to the playing field with no running track -- no posts or other obstructions.

COMPLETION: 1927 --- at a cost in excess of \$950,000 to seat 72,000 spectators. Capacity raised to 84,401 by addition of temporary wooden bleachers until 1949 when permanent steel stands replaced the wooden bleachers, increasing the capacity to 97,239. Seating capacity then raised to 101,001 in 1956, 101,701 in 1973, 102,501 in 1992 and 107,501 in 1998.

FIRST GAME: October 1, 1927 -- Michigan led by Captain Bennie Oosterbaan, defeated Ohio Wesleyan, 33-0. LaVerne (Kip) Taylor, Michigan end, scored first in the stadium on a 28-yard pass from halfback Louis Gilbert.

DEDICATION GAME: October 22, 1927 -- Michigan defeated Ohio State, 21-0.

REDEDICATION GAME: September 4, 2010 -- Michigan defeated Connecticut, 30-10.

ATTENDANCE: Since 1927 -- 44,949,566 fans have watched the Wolverines play 531 games. Since expansion of the "Big House" in 1998, and the rededication in 2010, the single-game attendance record is 114,804 set against Notre Dame on Sept. 10, 2011. The NCAA season record of 897,431 set in 2011.

FIELD: 360 x 160 feet -- Installed new FieldTurf in 2010. The original FieldTurf surface was installed in 2003, returning Michigan to an artificial surface for the first time since the 1990 season. Installed Prescription Athletic Turf in 1991, giving Michigan its first natural grass field since 1968. Field was also lowered 3-1/2 feet allowing better sightlines for those seated in the lower rows.

Michigan Stadium Milestone Games

No.	Date	Opponent	Result	Score
1	Oct. 1, 1927	Ohio Wesleyan	W	33-0
50	Nov. 2, 1935	Pennsylvania	W	16-6
100	Sept. 15, 1945	Great Lakes	W	27-2
200	Oct. 14, 1961	Michigan State	L	0-28
250	Oct. 11, 1969	Purdue	W	31-20
300	Sept. 24, 1977	Navy	W	14-7
400	Sept. 11, 1993	Notre Dame	L	23-27
500	Sept. 27, 2008	Wisconsin	W	27-25

Michigan Stadium Milestone Wins

No.	Date	Opponent	Score
1	Oct. 1, 1927	Ohio Wesleyan	33-0
50	Sept. 27, 1941	Michigan State	19-7
100	Oct. 11, 1952	Indiana	28-13
200	Oct. 18, 1975	Northwestern	69-0
250	Oct. 27, 1984	Illinois	26-18
300	Aug. 26, 1995	Virginia	18-17
350	Oct. 25, 2003	Purdue	31-3

University of Michigan Home Stadiums

Stadium	Years	Games	Win	Loss	Tie	Capacity (Yr)
Ann Arbor Sites	1883-1892	18	17	1	0	
Regents Field.....	1893-1905	92	87	2	3	400 (1893) 800 (1896)
Ferry Field.....	1906-1926	104	88	14	2	18,000 (1906) 25,000 (1914) 40,000 (1921) 46,000 (1926)
Michigan Stadium.....	1927-2012	531	396	120	15	72,000 (1927) 84,401 (1927) 85,753 (1928) 97,239 (1949) 101,001 (1956) 101,701 (1973) 102,501 (1992) 107,501 (1998) 106,201 (2008) 109,901 (2010)
Total Ann Arbor Record		745	588	137	20	
In Detroit	1879-1901	18	12	5	1	
Total Home Record		763	600	142	21	

100,000-Plus Crowds at Michigan Stadium

The football program has played 242 consecutive home games in front of crowds in excess of 100,000. The last time Michigan did not have 100,000 in attendance in Michigan Stadium was on Oct. 25, 1975 vs. Indiana. A crowd of 93,857 was on hand for the 55-7 Michigan victory.

Since then, Michigan has set numerous NCAA attendance marks and the Wolverines have led the nation for 37 of the past 38 seasons in attendance.

GAME 1:
Michigan vs. Alabama
Cowboys Stadium
September 1, 2012
90,413

	1st	2nd	3rd	4th	FINAL
Michigan.....	0	7	7	0	14
Alabama.....	21	10	3	7	41

ARLINGTON, Texas -- The eighth-ranked University of Michigan football team was unable to overcome a 31-point first-half deficit, falling 41-14 to the second-ranked University of Alabama in the 2012 Cowboys Classic held Saturday evening (Sept. 1) at Cowboys Stadium. The announced crowd of 90,413 fans was the largest for a collegiate game in Cowboys Stadium history.

Senior co-captain and quarterback Denard Robinson (Deerfield, Fla./Deerfield Beach HS) completed 11-of-26 passes for 200 yards and tossed one touchdown. He added 27 rushing yards on 10 carries and scored the team's first points on a six-yard TD run.

Senior/junior wide receiver Jeremy Gallon (Apopka, Fla./Apopka HS) caught four passes for a career-best 107 yards in the contest, including a 71-yard career-long catch on Michigan's first scoring drive of 2012. It was Gallon's first career 100-yard receiving game.

Senior/junior safety Thomas Gordon (Detroit, Mich./Cass Technical HS) led the defensive effort, tying a career high with nine tackles and adding a forced fumble. Senior co-captain and safety Jordan Kovacs (Curtice, Ohio/Clay HS) chipped in eight stops and one tackle for loss.

The Crimson Tide scored touchdowns on three consecutive first-quarter possessions to open up a 21-0 lead on the Wolverines. Quarterback A.J. McCarron tossed a pair of touchdown passes on the first two scoring drives, finding tight end Michael Williams for a two-yard touchdown and DeAndrew White for a 51-yard score. Alabama reached the end zone for the third time as Eddie Lacy ran nine yards over left tackle at 1:42 of the opening stanza.

Alabama added to its lead with 10 points in the second quarter. Kicker Jeremy Shelley connected on a 22-yard field goal at 9:53, and linebacker C.J. Mosley intercepted a third-down pass from Robinson and returned it 16 yards for the touchdown at 4:25.

Michigan chipped into the deficit as Robinson kept the ball and ran six yards behind the left side across the goal line. The Wolverines reached Crimson Tide territory as Robinson tossed a perfect strike to Gallon that covered 71 yards to the Alabama one-yard line. The

Wolverines were called for too many men in the huddle on first down, moving the ball back to the six-yard line. Robinson scored his 36th career rushing touchdown on the first-down play following the penalty. The three-play, 75-yard drive took 2:05.

Alabama increased its lead to 34-7 with a 51-yard field goal by kicker Cade Foster at 2:34 of the third quarter.

The Wolverines continued to fight back as Robinson threw a 44-yard touchdown pass to junior wide receiver Devin Gardner (Detroit, Mich./Inkster HS) with 14 seconds left in the third quarter. The receiving touchdown was the first of Gardner's career and just his second reception. The five-play, 86-yard drive took 2:20.

Alabama running back T.J. Yeldon added a one-yard rushing touchdown with 5:32 remaining to put the Crimson Tide ahead by the game's final score, 41-14.



SCORING SUMMARY

First Quarter

- ALA: WILLIAMS 2 yd reception (SHELLEY kick)
- ALA: WHITE 51 yd reception (SHELLEY kick)
- ALA: LACY 9 yd run (SHELLEY kick)

Second Quarter

- ALA: SHELLEY 22 yd field goal
- ALA: MOSLEY 16 yd interception return (SHELLEY kick)
- MICH: ROBINSON, D. 6 yd run (GIBBONS, B. kick)

Third Quarter

- ALA: FOSTER 51 yd field goal
- MICH: GARDNER, D. 44 yd reception (GIBBONS, B. kick)

Fourth Quarter

- ALA: YELDON 1 yd run (SHELLEY kick)

TEAM STATISTICS

Category	U-M	ALA
FIRST DOWNS	11	21
RUSHES-YARDS (NET)	29-69	42-247
PASSING YDS (NET)	200	199
Passes Att-Comp-Int	27-11-3	21-11-0
TOTAL OFFENSE	56-269	63-446
Fumble Returns-Yards	1-1	0-0
Punt Returns-Yards	1-3	4-56
Kickoff Returns-Yards	8-177	0-0
Interceptions-Yards	0-0	3-51
Punts (Number-Avg)	6-51.3	4-47.0
Fumbles-Lost	0-0	1-1
Penalties-Yards	8-99	7-55
Possession Time	28:34	31:26
Third-Down Conv.	3 of 12	3 of 10
Fourth-Down Conv.	0 of 1	0 of 0
Red-Zone	1-1	4-4

INDIVIDUAL STATISTICS

RUSHING: ALABAMA - YELDON 11-116; FOWLER 8-67; LACY 9-45; HART 9-19; DRAKE 1-2 **MICH**-SMITH, Vincent 13-33; ROBINSON, D. 10-27; RAWLS, T. 6-9.

PASSING: ALABAMA-McCARRON 11-21-0-199. **MICH**-ROBINSON, D. 11-26-2.

RECEIVING: ALABAMA - NORWOOD 3-53; BELL 2-26; WHITE 1-51; YELDON 1-26; JOHNSON 1-16; COOPER 1-15; LACY 1-10; WILLIAMS 1-2. **MICH** - GALLON, J. 4-107, ROUNDTREE, R. 2-12; SMITH, V. 2-11; GARDNER, D. 1-44; DILEO, D. - 1-20; KWIATKOWSKI, M. 1-6.



GAME 2:
Michigan vs. Air Force
Michigan Stadium
September 8, 2012
112,522

	1st	2nd	3rd	4th	FINAL
Air Force.....	3	7	7	8	25
Michigan.....	7	7	14	3	31

ANN ARBOR, Mich. -- Senior quarterback Denard Robinson (Deerfield Beach, Fla./Deerfield Beach) threw for two touchdowns and ran for two more scores, from 79 and 58 yards out, as the University of Michigan football team (No. 19 AP/No. 19 USA Today Coaches) escaped Air Force, 31-25, on Saturday (Sept. 8) at Michigan Stadium. Michigan thwarted Air Force on its final offensive possession late in the fourth quarter to pick up its first win of the season.

With the win, Michigan improves to 2-0 against the Falcons all-time and claims its 110th victory in home openers.

Robinson amassed 208 yards passing and 218 rushing, along with four total scores (two rush, two pass) -- the sixth game he has tallied two or more touchdowns both with his arm and legs.

Freshman tight end Devin Funchess (Farmington Hills, Mich./Harrison) led the receiving core with 106 yards, becoming only the ninth freshman in school history to have a 100-yard receiving game, which included a 30-yard touchdown reception.

Michigan's defense was led by junior/sophomore linebacker Jake Ryan (Westlake, Ohio/St. Ignatius) and freshman linebacker Joe Bolden (Cincinnati, Ohio/Colerain), who each compiled a career high in tackles with 11 and 10, respectively.

Air Force received the ball to begin the game, using the first 5:33 but missed a field goal attempt from 36 yards out to turn the ball over to the Wolverines. Two plays later, Robinson took a designed draw up the middle and sprinted 79 yards to give the Wolverines a 7-0 lead. The score was the second rushing touchdown of the season for Robinson and the 18th-longest rushing touchdown in Michigan history.

On the ensuing Falcons possession, Air Force drove 71 yards, capping the drive with a 22-yard field goal to make the score 7-3.

With 7:34 left in the first half, Robinson connected with Funchess for a 30-yard touchdown, extending the Michigan lead to 14-3. The score marked the first in Funchess' collegiate career and the second passing touch-

down on the season for Robinson.

Capitalizing on a Robinson interception late in the first half, the Falcons marched 55 yards downfield to score their first touchdown of the game. Senior running back Cody Getz took an option pitch and scooted five yards around the left side to bring Air Force within four points heading into the locker room, 14-10.

Repeating his first-half success, Robinson took the first snap of the second half and dashed 58 yards to the end zone to give the Maize and Blue a 21-10 lead.

Getz took a fourth-and-goal sweep and dashed for his second touchdown of the game with 9:50 left in the third quarter, closing the gap between the two teams to 21-17.

Late in the third quarter, Robinson connected with junior receiver Devin Gardner (Detroit, Mich./Inkster) for a seven-yard score, the second receiving touchdown of the season for Gardner.

To start the fourth quarter, Getz raced into the end zone for the third time on the day for an eight-yard score. After the addition of a two-point conversion, the Falcons clawed back to within three, 28-25.

Midway through the fourth quarter, senior/junior kicker Brendan Gibbons (West Palm Beach, Fla./Cardinal Newman) knocked through a 31-yard field goal -- his first of the season -- to give the Maize and Blue a 31-25 lead.

SCORING SUMMARY

First Quarter

MICH: ROBINSON, D. 79 yd run (GIBBONS, B. kick)
 AF: HERRINGTON, P. 22 yd field goal

Second Quarter

MICH: FUNCHESS, D. 30 yd reception (GIBBONS, B. kick)
 AF: GETZ, C. 5 yd. run (HERRINGTON, P. kick)

Third Quarter

MICH: ROBINSON, D. 58 yd run (GIBBONS, B. kick)
 AF: GETZ, C. 1 yd run (HERRINGTON, P. kick)
 MICH: GARDNER, D. 7 yd reception (GIBBONS, B. kick)

Fourth Quarter

AF: GETZ, C. 8 yd run (HENDRICKS, M. pass from DIETZ, C.)
 MICH: GIBBONS, B. 31 yd field goal

TEAM STATISTICS

Category	U-M	AF
FIRST DOWNS	19	26
RUSHES-YARDS (NET)	31-214	71-290
PASSING YDS (NET)	208	127
Passes Att-Comp-Int	25-14-1	19-10-0
TOTAL OFFENSE	56-422	90-417
Fumble Returns-Yards	0-0	2-0
Punt Returns-Yards	1-1	0-0
Kickoff Returns-Yards	4-89	2-64
Interceptions-Yards	1-0	0-0
Punts (Number-Avg)	3-38.0	2-53.5
Fumbles-Lost	0-0	2-0
Penalties-Yards	5-45	5-35
Possession Time	24:38	35:22
Third-Down Conv.	5 of 11	12 of 21
Fourth-Down Conv.	0 of 0	2 of 5
Red-Zone	2-2	4-6

INDIVIDUAL STATISTICS

RUSHING: AIR FORCE - GETZ, C. 26-130; DIETZ, C. 14-61; DEWITT, M. 15-45; MACARTHUR, T. 5-26; COBB, W. 5-23; HART, B. 3-6; TIPTON, T. 1-2, **MICH** - ROBINSON, D. 20-218; TOUSSAINT, F. 8-7.

PASSING: AIR FORCE - DIETZ, C. 10-19-0 **MICH** - ROBINSON, D. 14-25-1.

RECEIVING: AIR FORCE - JORDAN, C. 3-22; MACARTHUR, T. 2-50; HENDRICKS, M. 2-26; BRIEHL, A. 1-17; COBB, W. 1-6; COLEMAN, D. 1-6 **MICH** - GARDNER, D. 5-63; FUNCHESS, D. 4-106; JACKSON, J. 2-17; ROBINSON, J. 1-10; GALLON, J. 1-7; ROUNDTREE, R. 1-5.

GAME 3:
Michigan vs. Massachusetts
Michigan Stadium
September 15, 2012
110,708

1st ...2nd ... 3rd 4th ...FINAL
 Massachusetts 0 130 0 13
 Michigan..... 14 28..... 14..... 763

ANN ARBOR, Mich. -- The University of Michigan football team (No. 17 AP/No. 18 USA Today Coaches) used a balanced attack, earning touchdowns from eight different players, en route to a 63-13 victory over Massachusetts Saturday (Sept. 15) at Michigan Stadium.

Senior quarterback Denard Robinson (Deerfield Beach, Fla./Deerfield Beach) compiled 291 yards passing and 106 yards rushing. For the second consecutive game, Robinson totaled four touchdowns -- three through the air and one on the ground. Robinson also accounted for 366 total yards in the first half, a career best.

Senior/junior running back Fitzgerald Toussaint (Youngstown, Ohio/Liberty) added 85 yards and a score on the ground, while junior receiver Drew Dileo (Greenwell Springs, La./Parkview Baptist) led the aerial attack with 91 yards on three catches.

The Michigan defense allowed only 259 total yards and surrendered just 13 points. Senior linebacker Brandin Hawthorne (Pahokee, Fla./Pahokee) posted seven tackles, while senior/junior safeties Jordan Kovacs (Curtice, Ohio/Clay) and Thomas Gordon (Detroit, Mich./Cass Tech) each tallied six.

Michigan moved 65 yards down the field on the opening drive, ending with a 26-yard touchdown pass from Robinson to freshman tight end Devin Funchess (Farmington Hills, Mich./Harrison HS), his second in as many games.

The Maize and Blue continued its success on the second drive as Toussaint scored on an 11-yard run to cap an eight-play, 45-yard drive, extending the Wolverines lead to 14-0.

UMass got on the board early in the second quarter when Brendon Levengood connected on a 25-yard field goal, making the score 14-3.

On the ensuing Michigan possession, Dileo caught a pass from Robinson for 66 yards, taking the Maize and Blue to the Minutemen five yard-line. Senior running back Vincent Smith (Pahokee, Fla./Pahokee) took the ball up the middle on the following play to score his first touchdown of the season.

With 9:49 left in the first half, Robinson threw an interception to Christian Birt, who ran the ball in from 32 yards out to narrow the Michigan lead to 21-10. However, the Wolverines got the ball back and marched 75 yards down the field, capping the drive with a 42-yard touchdown pass from Robinson to junior receiver Devin Gardner (Detroit, Mich./Inkster), marking his third score on the season.

After forcing the Minutemen to a three-and-out, Robinson scrambled to the left, then cut back across the field 36 yards for his fourth rushing touchdown in three games, making the Michigan lead 35-10.

Approaching the two-minute mark in the half, UMass moved the ball down the field with help from a flea-flicker and Levengood connected on his second field goal of the game, making the score 35-13.

With 19 seconds left in the first half, Robinson fumbled the ball on a one-yard rushing attempt, but senior/junior tackle Taylor Lewan (Scottsdale, Ariz./Chaparral) pounced on the ball in the end zone to give the Wolverines a 42-13 halftime lead.

Fifth-year senior receiver Roy Roundtree (Trotwood, Ohio/Trotwood-Madison) started the scoring for Michigan in the second half, hauling in an 18-yard touchdown reception from Robinson on the first possession to extend the Wolverines' lead to 49-13. The score was the first of the season for Roundtree.

One drive later, the Wolverines stormed down the field once again behind a balanced rushing attack, ending with Smith's second touchdown of the game from nine yards out, giving Michigan a 56-13 lead.

Midway through the fourth quarter, sophomore/freshman running back Justice Hayes (Flint, Mich./Grand Blanc Community) joined the scoring with a one-yard touchdown run -- the first of his career -- to extend the Maize and Blue lead to 63-13.



SCORING SUMMARY

First Quarter
 MICH: FUNCHESS, D. 26 yd reception (GIBBONS, B. kick)
 MICH: TOUSSAINT, F. 11 yd run (GIBBONS, B. kick)

Second Quarter
 UMASS: LEVENGOOD, B. 25 yd field goal
 MICH: SMITH, V. 5 yd run (GIBBONS, B. kick)
 UMASS: BIRT, C. 32 yd interception return (LEVENGOOD, B. kick)
 MICH: GARDNER, D. 42 yd reception (GIBBONS, B. kick)
 MICH: ROBINSON, D. 36 yd run (GIBBONS, B. kick)
 UMASS: LEVENGOOD, B. 32 yd field goal
 MICH: LEWAN, T. 0 yd fumble recovery (GIBBONS, B. kick)

Third Quarter
 MICH: ROUNDTREE, R. 18 yd reception (GIBBONS, B. kick)
 MICH: SMITH, V. 9 yd run (GIBBONS, B. kick)

Fourth Quarter
 MICH: HAYES, J. 1 yd run (BROEKHUIZEN, S. kick)

TEAM STATISTICS

Category	U-M	UMASS
FIRST DOWNS	27	15
RUSHES-YARDS (NET)	43-294	36-112
PASSING YDS (NET)	291	147
Passes Att-Comp-Int	16-25-1	15-30-0
TOTAL OFFENSE	68-585	66-259
Fumble Returns-Yards	1-1	0-0
Punt Returns-Yards	1-3	4-56
Kickoff Returns-Yards	8-177	0-0
Interceptions-Yards	0-0	3-51
Punts (Number-Avg)	6-51.3	4-47.0
Fumbles-Lost	2-0	4-1
Penalties-Yards	5-40	10-69
Possession Time	30:57	29:03
Third-Down Conv.	7 of 11	7 of 17
Fourth-Down Conv.	1 of 1	0 of 0
Red-Zone	6-6	2-2


INDIVIDUAL STATISTICS

RUSHING: UMASS - COX, M. 18-76; BROADNAX, J. 6-22; WILSON, J. 4-14; DOYLE, A.J. 1-1 **MICH** ROBINSON, D. 10-106; TOUSSAINT, F. 15-85; RAWLS, T. 6-42; SMITH, V. 3-20; HAYES, J. 3-19; NORFLEET, D. 1-14; BELLOMY 5-8, LEWAN, T. 0-0.

PASSING: UMASS - WEGZYN, M. 14-29-0-141; DOYLE, A.J. 1-1-0-6 **MICH** - ROBINSON, D. 16-24-1-291; BELLOMY, R. 0-1-0-0.

RECEIVING: UMASS - WILLIAMS, A. 6-38; WALKER, D. 4-63; SHARPE, T. 2-27; BLANCHFLOWER, R. 2-13; DOWLING, B. 1-6 **MICH** - DILEO, D. 3-91; GALLON, J. 3-32; GARDNER, D. 2-48; FUNCHESS, D. 2-34; ROUNDTREE, R. 2-25; SMITH, V. 1-19; TOUSSAINT, F. 1-17, KWIATKOWSKI, M. 1-16; ROBINSON, J. 1-9.

GAME RECAP - VS. NOTRE DAME



GAME 4: Michigan vs. Notre Dame Notre Dame Stadium September 22, 2012 80,795

	1st	2nd	3rd	4th	FINAL
Michigan.....	0	0	0	6	6
Notre Dame.....	0	10	0	3	13

SOUTH BEND, Ind. -- Unable to overcome five first-half turnovers, the University of Michigan football team (No. 18 AP/No. 17 USA Today Coaches) fell to the Notre Dame Fighting Irish (No. 11 AP/No. 15 USA Today Coaches), 13-6, on Saturday night (Sept. 22) at Notre Dame Stadium. The Maize and Blue cut the Notre Dame lead to a touchdown late in the contest but could not halt the Fighting Irish offense on their final drive as time expired.

The Michigan defense held strong throughout the game, allowing just 239 total yards and only 13 points for the second consecutive week. Fifth-year senior safety Jordan Kovacs and sophomore linebacker Desmond Morgan) led the way with seven tackles. Senior/junior corner Thomas Gordon also added six take-downs and an interception.

Senior quarterback Denard Robinson led the U-M offense with 138 yards through the air and 90 on the ground, allowing him to surpass Chad Henne (9,400, 2004-07) as the career yardage leader at Michigan (9,438). Meanwhile, fifth-year senior Roy Roundtree senior/junior Jeremy Gallon and junior Devin Gardner each hauled in three passes.

The Wolverines surrendered five interceptions to the Fighting Irish in the opening 30 minutes -- the final five Michigan pass attempts of the half. Despite the giveaways, the Michigan defense held Notre Dame to just 111 yards of offense and 10 points in the first two quarters while forcing two turnovers of its own.

After a scoreless first quarter, the Maize and Blue claimed an 80-25 advantage in total yards of offense but failed to capitalize on two trips to the Notre Dame red zone -- one ending in a missed field goal and the other in an interception on a failed half-back pass attempt.

Early in the second period, after a Fighting Irish interception return by Manti Te'o to the Michigan 17-yard line, sophomore kicker Kyle Brindza connected on a 33-yard field goal to give Notre Dame a 3-0 lead.

Minutes later, Notre Dame threatened to score again, but Gordon picked off a Fighting Irish pass in the end zone to nullify the threat.

Late in the first half, Te'o garnered his second pick of the game, and with 1:21 left, replace-

ment quarterback Tommy Rees ran the ball in from two yards out to give Notre Dame a 10-0 halftime advantage.

The Michigan defense stayed strong to start the second half, allowing 29 yards and zero points in the third quarter.

Just 1:50 into the fourth quarter, senior/junior kicker Brendan Gibbons split the uprights from 33 yards away to get the Wolverines on the board, cutting the Notre Dame lead to 10-3.

On the ensuing Notre Dame possession, the Fighting Irish took the ball down the field and Brindza added a 39-yard field goal to extend the lead to 13-3.

The Wolverines took the ball following the score and marched the field, capping a 56-yard drive with a 31-yard Gibbons field goal, bringing the Maize and Blue within seven points with just 3:27 left in the contest.

With Michigan needing a third-down stop in Notre Dame territory, the Fighting Irish completed a 32-yard pass to extend the final drive of the game. Notre Dame garnered one additional first down en route to running out the final seconds.

SCORING SUMMARY

Second Quarter

ND: BRINDZA 33 yd field goal
ND: REES 2 yd run (BRINDZA kick)

Fourth Quarter

MICH: GIBBONS, B. 33 yd field goal
ND: BRINDZA 39 yd field goal
MICH: GIBBONS, B. 31 yd field goal

TEAM STATISTICS


Category	U-M	ND
FIRST DOWNS	19	14
RUSHES-YARDS (NET)	41-161	31-94
PASSING YDS (NET)	138	145
Passes Att-Comp-Int	13-25-5	11-19-2
TOTAL OFFENSE	299	239
Fumble Returns-Yards	0-0	0-0
Punt Returns-Yards	0-0	0-0
Kickoff Returns-Yards	3-87	0-0
Interceptions-Yards	2-7	5-69
Punts (Number-Avg)	1-34	4-151
Fumbles-Lost	2-1	0-0
Penalties-Yards	5-38	5-49
Possession Time	33:19	26:41
Third-Down Conv.	8 of 15	3 of 9
Fourth-Down Conv.	1 of 1	0 of 0
Red-Zone	2-5	2-3

INDIVIDUAL STATISTICS

RUSHING: ND - RIDDICK 17-52; WOOD 7-39; ATKINSON 4-4; REES 1-2; GOLSON 1-0. **MICH** - ROBINSON, D. 26-90; TOUSSAINT, F. 13-58; GALLON, J. 2-13.

PASSING: ND - REES 8-11-0-115; GOLSON 3-8-2-30 **MICH** - ROBINSON, D. 13-24-4-138; SMITH, V. 0-1-1-0.

RECEIVING: ND - RIDDICK 5-32; DANIELS 3-40; JONES 2-35; EIFERT 1-38 **MICH** - GARDNER, D. 3-40; GALLON, J. 3-33; ROUNDTREE, R. 3-30; FUNCHESS, D. 2-11; ROBINSON, J. 1-20; DILEO, D. 1-4.



**GAME 5:
Michigan vs. Purdue**
Ross-Ade Stadium
October 6, 2012
50,105

	1st	2nd	3rd	4th	FINAL
Michigan	7	21	3	13	44
Purdue	0	10	0	3	13

WEST LAFAYETTE, Ind. -- Behind a 340-yard (235 rush, 105 pass) performance from senior quarterback Denard Robinson (Deerfield Beach, Fla./Deerfield Beach), the University of Michigan football team defeated the Purdue Boilermakers, 44-13, on Saturday (Oct. 6) at Ross-Ade Stadium. The Wolverines jumped out to a three-touchdown first-half lead on the way to winning their Big Ten opener.

The Michigan defense allowed just 210 total yards, as well as only 13 points for the third consecutive game. Three Wolverines -- fifth-year senior linebacker Kenny Demens (Oak Park, Mich./Detroit Country Day), junior/sophomore linebacker Jake Ryan (Westlake, Ohio/St. Ignatius) and sophomore linebacker Desmond Morgan (Holland, Mich./West Ottawa) -- tallied six tackles to lead the squad in the victory. Ryan and Morgan also garnered two tackles-for-loss apiece.

Robinson led the offensive attack with 235 yards on the ground to complement his 105 yards and one score through the air. With his effort on the ground, he set the Big Ten career quarterback rushing record with 3,905 yards, eclipsing the previous mark set by Indiana's Antwaan Randle El (3,895 yards, 1998-01).

Jeremy Gallon (Apopka, Fla./Apopka) compiled three receptions for 37 yards, while senior/junior running back Fitzgerald Toussaint (Youngstown, Ohio/Liberty) found the end zone twice.

After winning the coin toss and deferring to the second half, Michigan forced Purdue to a three-and-out to begin the contest. The Maize and Blue then moved down the field, including converting on a fourth-and-four, and Toussaint dove into the end zone from one yard out to give the Wolverines an early 7-0 lead. The drive totaled 78 yards on 17 plays, elapsing almost nine minutes.

The Boilermakers, after a sack by Ryan on first down, were forced to punt for their second consecutive three-and-out.

Michigan wasted no time on its second possession as Robinson scrambled 38 yards on first down to the Purdue 25-yard line. Seven plays later, Toussaint took the ball in from one yard out again for his second score of the afternoon, extending the Wolverines lead to 14-0 early in the second quarter.

On Purdue's next drive, Michigan sophomore corner Raymon Taylor (Detroit, Mich./Highland

Park) intercepted a fourth-down pass and ran the ball back 63 yards for his first career touchdown, giving the Maize and Blue a 21-0 advantage. The pick was the second in as many games for Taylor.

The Boilermakers' return man lost control of the ball on the ensuing kick return and sophomore Delonte Hollowell (Detroit, Mich./Cass Technical) scooped it up to take back possession for Michigan. However, the drive ended with a failed field goal attempt from 44 yards away.

Purdue moved the ball back down the field on its next possession, ultimately converting on a 40-yard field goal to cut the Michigan lead to 21-3 midway through the second quarter.

Late in the first half, the Wolverines marched 72 yards down the field on just seven plays, ending with a Robinson touchdown pass to junior receiver Devin Gardner (Detroit, Mich./Inkster) from 23 yards. The score, Gardner's fourth of the season, gave Michigan a 28-3 lead.

With 10 seconds left in the second quarter, Purdue answered with a touchdown on a short slant, cutting the Michigan lead to 18 heading into the locker room.

The Wolverines received the ball to start the second half but had to punt for the first time of the contest. Only minutes later, Michigan received the ball from a Purdue punt and marched back down the field. Fueled by a 46-yard Robinson run into Boilermakers territory, the Maize and Blue added three points on a 29-yard field goal by senior/junior kicker Brendan Gibbons (West Palm Beach, Fla./Cardinal Newman) to extend the lead to 31-10.

Early in the fourth quarter, Purdue capitalized on a 14-play, 58-yard drive by splitting the uprights from 37 yards out, making the score 31-13.

On his longest run of the game, Robinson took the ball and dashed 59 yards to the Purdue 16-yard line, giving him his fifth 200-yard rushing performance of his career. The Boilermakers stopped the Maize and Blue on the following three plays and Gibbons came on to add a 42-yard field goal with 10:14 to go to once again give Michigan a 21-point advantage.

Purdue's second play on the subsequent drive was a deflected pass, leading to an interception by senior/junior corner Thomas Gordon (Detroit, Mich./Cass Tech) deep in Boilermakers territory. Six plays later, Gibbons connected on his third field goal of the game from 27 yards away to make the Michigan lead 37-13.

After a turnover on downs late in the fourth quarter, sophomore running back Thomas Rawls (Flint, Mich./Flint Northern) took the ball around the left side and scored from seven yards out to extend the Michigan lead to 31 points with two minutes left in the contest for the final score of the day.

SCORING SUMMARY

First Quarter
MICH: TOUSSAINT, F. 1 yd run (GIBBONS, B. kick)

Second Quarter
MICH: TOUSSAINT, F. 1 yd run (GIBBONS, B. kick)
MICH: TAYLOR, R. 63 yd INT return (GIBBONS, B. kick)
PUR: GRIGGS, P. 40 yd field goal
MICH: GARDNER, D. 23 yd catch (GIBBONS, B. kick)
PUR: ROSS, O.J. 4 yd catch (GRIGGS, P. kick)

Third Quarter
MICH: GIBBONS, B. 29 yd field goal

Fourth Quarter
MICH: GIBBONS, B. 42 yd field goal
MICH: GIBBONS, B. 27 yd field goal
MICH: RAWLS, T. 7 yd run (GIBBONS, B. kick)

TEAM STATISTICS

Category	U-M	PUR
FIRST DOWNS	19	15
RUSHES-YARDS (NET)	54-304	26-56
PASSING YDS (NET)	105	157
Passes Att-Comp-Int	8-16-0	23-35-2
TOTAL OFFENSE	409	213
Fumble Returns-Yards	0-0-0	0-0-0
Punt Returns-Yards	1-10	1-7
Kickoff Returns-Yards	4-85	8-183
Interceptions-Yards	2-82	0-0
Punts (Number-Avg)	2-42.0	5-41.0
Fumbles-Lost	1-1	3-2
Penalties-Yards	4-36	3-30
Possession Time	36:11	23:49
Third-Down Conv.	10-of-17	1-of-11
Fourth-Down Conv.	1-of-1	1-of-3
Red-Zone	6-of-6	2-of-2

INDIVIDUAL STATISTICS

RUSHING: MICH - ROBINSON, D. 24-235; RAWLS, T. 4-33; TOUSSAINT, F. 17-19; GALLON, J. 3-13; SMITH, V. 3-8. **PUR** - SHAVERS, A. 10-34; BUSH, G. 1-11; MOSTERT, R. 2-10; HUNT, A. 1-3; COTTOM, B. 1-3, MARVE, R. 3-1.

PASSING: MICH - ROBINSON, D. 8-16-0. **PUR** - TERBUSH, C. 16-25-1; MARVE, R. 5-8-1; HENRY, R. 2-2-0.

RECEIVING: MICH - GALLON, J. 3-37; GARDNER, D. 2-31; ROUNDTREE, R. 2-23; FUNCHESS, D. 1-14. **PUR** - ROSS, O.J. 8-46; EDISON, A. 4-28; HOLMES, G. 4-17; WRIGHT, C. 3-29; BUSH, G. 3-17.



GAME 6:
Michigan vs. Illinois
Michigan Stadium
October 13, 2012
110,922

	1st	2nd	3rd	4th	FINAL
Illinois.....	0	0	0	0	0
Michigan.....	10	7	21	7	45

ANN ARBOR, Mich. -- Behind a stout defense that surrendered just 134 total yards and garnered its first shutout of the season, the University of Michigan football team (No. 25 AP/NR USA Today) blanked Illinois, 45-0, on Saturday (Oct. 13) at Michigan Stadium on homecoming.

Junior/sophomore linebacker Jake Ryan (Westlake, Ohio/St. Ignatius) tied a career high with 11 tackles, including 3.5 tackles-for-loss and 1.5 sacks. Fifth-year senior linebacker Kenny Demens (Oak Park, Mich./Detroit Country Day) also added eight tackles and his first career interception.

Michigan senior quarterback Denard Robinson (Deerfield Beach, Fla./Deerfield Beach) connected on 7-of-11 passes for 159 yards and two scores while also adding 128 yards and two scores rushing -- the seventh career game that Robinson has tallied two scores both on the ground and through the air.

With his second-quarter rushing touchdown, Robinson became the eighth player in NCAA Division I football history to tally at least 40 career touchdowns both on the ground and through the air.

After forcing the Fighting Illini to punt on its opening possession, the Wolverines wasted no time in putting points on the board. On the fifth offensive play, Robinson connected on a wide receiver screen with senior/junior Jeremy Gallon (Apopka, Fla./Apopka), who took the ball 71 yards to the end zone. The reception marked the longest Michigan touchdown from scrimmage of the season and tied Gallon's career long.

On its second possession, U-M moved the ball 65 yards down the field on nine plays, ultimately adding three points to the lead on an 18-yard field goal by senior/junior kicker Brendan Gibbons (West Palm Beach, Fla./Cardinal Newman).

Midway through the second quarter, Illinois kicker Taylor Zalewski missed on a 50-yard field goal attempt, turning the ball over to the Maize and Blue. Robinson carried the ball three times on the drive, including a 33-yard run and a touchdown from six yards out to give the Wolverines a 17-0 lead shortly before halftime.

U-M took the ball to start the second half and six plays later Robinson dashed 49 yards for his second rushing score of the contest, giving the Wolverines a 24-0 advantage. On the run, Robinson became only the eighth Big Ten player to compile more than 10,000 total yards of offense in a career.

Demens snatched his first career interception on the first Illini play from scrimmage following the Michigan score. Four plays later, Robinson lofted a pass into the end zone for freshman tight end Devin Funchess (Farmington Hills, Mich./Harrison HS), who hauled in his third touchdown reception of the season. After a Gibbons extra point, Michigan owned a 31-0 lead just five minutes into the second half.

Deep in Illinois territory, Ryan forced an Illini fumble, which freshman defensive end Mario Ojemudia (Farmington Hills, Mich./Harrison) scooped up. On the second Wolverines' play, senior/junior running back Fitzgerald Toussaint (Youngstown, Ohio/Liberty) dove into the end zone for his first score of the game, extending the lead to 38-0 late in the third quarter.

Halfway through the fourth quarter, sophomore running back Thomas Rawls (Flint, Mich./Flint Northern) took the ball around the right side 63 yards for his second touchdown in as many games to give the Wolverines the final 45-0 advantage.

SCORING SUMMARY

First Quarter

MICH: GALLON, J. 71 yd reception (GIBBONS, B. kick)
 MICH: GIBBONS, B. 18 yd field goal

Second Quarter

MICH: ROBINSON, D. 6 yd run (GIBBONS, B. kick)

Third Quarter

MICH: ROBINSON, D. 49 yd run (GIBBONS, B. kick)
 MICH: FUNCHESS, D. 8 yd reception (GIBBONS, B. kick)
 MICH: TOUSSAINT, F. 2 yd run (GIBBONS, B. kick)

Fourth Quarter

MICH: RAWLS, T. 63 yd run (GIBBONS, B. kick)

TEAM STATISTICS

Category	U-M	ILL
FIRST DOWNS	21	7
RUSHES-YARDS (NET)	51-353	37-105
PASSING YDS (NET)	174	29
Passes Att-Comp-Int	9-15-0	7-16-1
TOTAL OFFENSE	527	134
Fumble Returns-Yards	0-0-0	0-0-0
Punt Returns-Yards	3-56-0	0-0-0
Kickoff Returns-Yards	1-12	4-73
Interceptions-Yards	1-13	0-0
Punts (Number-Avg)	4-34.0	8-45.9
Fumbles-Lost	2-1	1-1
Penalties-Yards	5-45	5-45
Possession Time	32:14	27:46
Third-Down Conv.	9-of-14	3-of-14
Fourth-Down Conv.	0-of-0	0-of-0
Red-Zone	4-of-4	0-of-1

INDIVIDUAL STATISTICS

RUSHING: MICH - ROBINSON, D. 11-128; RAWLS, T. 9-90; HAYES, J. 10-66; TOUSSAINT, F. 18-62; BELLOMY, R. 2-8. **ILL** - YOUNG, D. 16-49; SCHEEL-HAASE, N. 6-34; FERGUSON, J. 9-29; LANKFORD, R. 1-1.

PASSING: MICH - ROBINSON, D. 7-11-0; BELLOMY, R. 1-3-0; KENNEDY, J. 1-1-0. **ILL** - O'TOOLE, R. 5-10-1; SCHEELHAASE, N. 2-6-0.

RECEIVING: MICH - GALLON, J. 1-71; ROUNDTREE, R. 1-33; GARDNER, D. 1-17; TOUSSAINT, F. 1-15; DILEO, D. 1-9; ROBINSON, J. 1-8; FUNCHESS, D. 1-8; ESTERLINE, D. 1-7; RAWLS, T. 1-6. **ILL** - FERGUSON, J. 3-20; OSEI, M. 1-6; LANKFORD, R. 1-4; MILLINES, D. 1-0.

GAME 7:
Michigan vs. Michigan State
 Michigan Stadium
 October 20, 2012
 113,833

1st ...2nd ... 3rd 4th ...FINAL
 Michigan State 007 3 10
 Michigan..... 060 6 12

ANN ARBOR, Mich. -- Senior/junior kicker Brendan Gibbons converted his third field goal of the game, from 38 yards with nine seconds left in the contest, to give the University of Michigan football team (No. 23 AP/No. 25 USA Today Coaches) its first win over rival Michigan State in five years, 12-10, on Saturday (Oct. 20) at Michigan Stadium. The victory marked the 900th in Michigan football history.

For the fifth consecutive game, the Michigan defense held its opponent to 13 points or less. Leading the squad were junior/sophomore linebacker Jake Ryan, who tallied 10 tackles with a sack and a forced fumble, and sophomore linebacker Desmond Morgan, who garnered 11 takedowns.

Senior quarterback Denard Robinson led the offense, compiling 163 yards through the air to complement his 96 yards rushing. Senior/junior running back Fitzgerald Toussaint added 52 yards on the ground, while junior receiver Drew Dileo hauled in career highs with four passes for 92 yards.

Michigan State took the ball to begin the game but could not find any footing offensively, beginning a scoreless quarter of ball exchanges. Throughout the first 15 minutes, both teams combined for a total of three first downs and five punts. Michigan gained 52 yards and MSU compiled 43 yards in the first quarter.

To start the second quarter, the Wolverines moved the ball down the field with the help of two receptions from Dileo for 37 yards and a season-long 38-yard run by Toussaint. The drive ended with a 24-yard field goal from Gibbons to give Michigan a 3-0 lead.

On the following Spartans' possession, quarterback Andrew Maxwell connected with receiver Bennie Fowler for a 45-yard pickup into Michigan territory. However, the drive ended when kicker Dan Conroy missed from 38 yards out with five minutes to go in the half.

With less than two minutes in the second quarter, Robinson connected with Dileo for a 35-yard gain. From 48 yards out, sophomore kicker Matt Wile hit his first career field goal, giving Michigan a 6-0 advantage heading into the locker room.

During the opening possession of the second half, Michigan was forced to punt for the fourth time in the game. The Spartans marched down the field and found the end

zone on a two-yard Maxwell pass to tight end Paul Lang, making the score 7-6.

Late in the third quarter, fifth-year senior safety Jordan Kovacsintercepted a Maxwell pass for the first Michigan State turnover of the game. With 13:37 left in the contest, Gibbons added his second field goal of the game, from 21 yards, to reclaim a Michigan lead, 9-7.

On the following Michigan State possession, punter Mike Sadler took a fake punt and ran for 26 yards and a first down, fueling a 90-yard MSU drive that ended with a Conroy 19-yard field goal, giving the Spartans a 10-9 lead with 5:48 remaining in the game.

The Wolverines responded with a 44-yard Robinson scramble to the MSU 31-yard line. However, a holding call and a failed third-down conversion forced Michigan to punt the ball away with 3:07 left.

After forcing a Michigan State three-and-out, the Maize and Blue received the ball with two minutes to play and began marching back down the field. With nine seconds to go in the game, Gibbons knocked through a 38-yard field goal to solidify the Michigan victory.



SCORING SUMMARY

Second Quarter

MICH: GIBBONS, B. 24 yd field goal
 MICH: WILE, M. 48 yd field goal

Third Quarter

MSU: LANG, P. 2 yd reception (CONROY, D. kick)

Fourth Quarter

MICH: GIBBONS, B. 21 yd field goal
 MSU: CONROY, D. 19 yd field goal
 MICH: GIBBONS, B. 38 yd field goal

TEAM STATISTICS

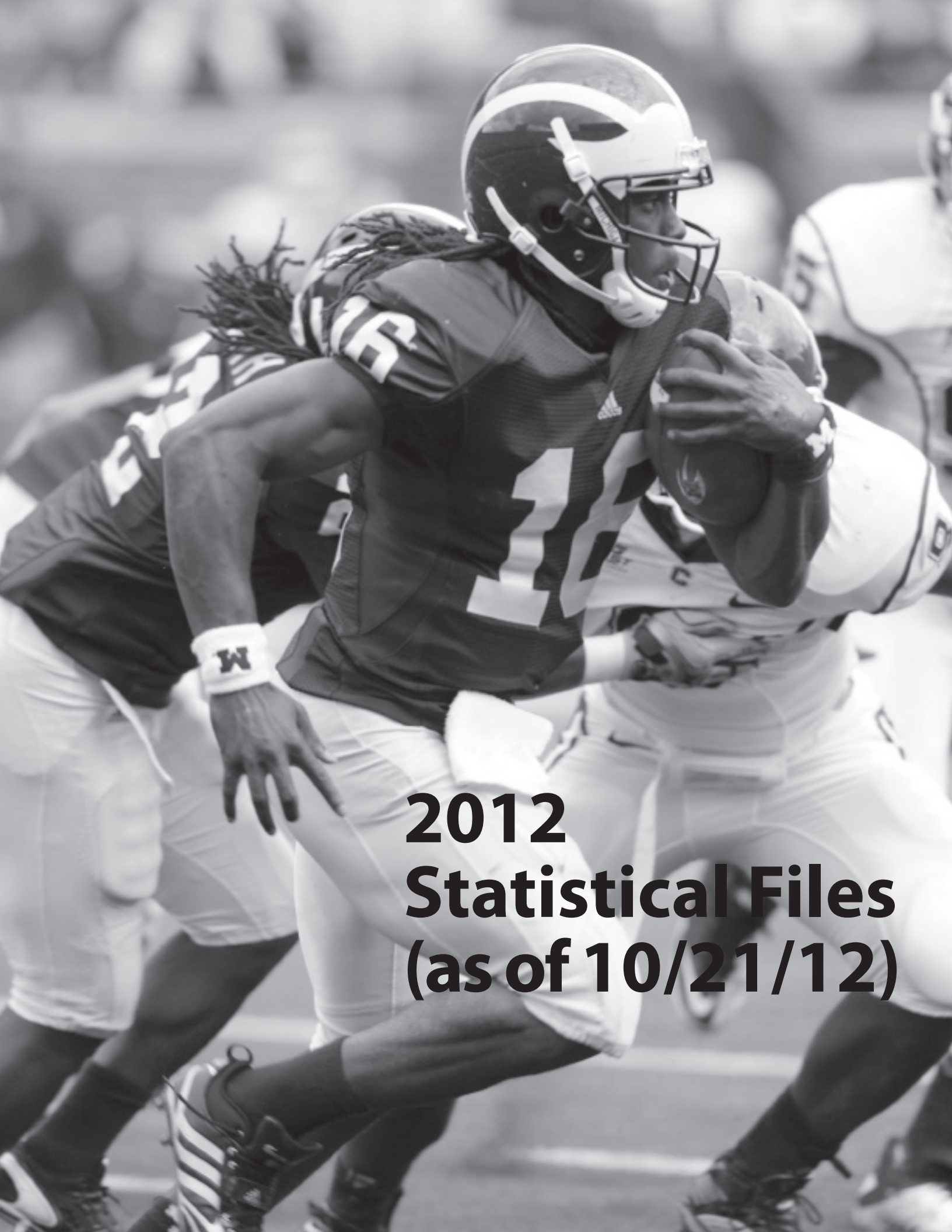
Category	U-M	MSU
FIRST DOWNS	16	16
RUSHES-YARDS (NET)	32-163	31-112
PASSING YDS (NET)	163	192
Passes Att-Comp-Int	14-30-1	21-34-1
TOTAL OFFENSE	326	304
Fumble Returns-Yards	0-0-0	0-0-0
Punt Returns-Yards	1-26	1-14
Kickoff Returns-Yards	1-21	3-27
Interceptions-Yards	1-25	1-0
Punts (Number-Avg)	7-42.1	7-41.4
Fumbles-Lost	0-0	2-0
Penalties-Yards	6-55	7-50
Possession Time	28:34	31:26
Third-Down Conv.	5-of-15	6-of-17
Fourth-Down Conv.	0-of-0	1-of-1
Red-Zone	2-of-2	2-of-2

INDIVIDUAL STATISTICS

RUSHING: MICH - ROBINSON, D. 20-96; TOUSSAINT, F. 10-52; SMITH, V. 1-12; GALLON, J. 1-3.
MSU - BELL, L. 26-68; SADLER, M. 1-26; MUMPHERY, K. 1-14; LIPPETT, T. 1-10; BURBRIDGE, A. 1-4.

PASSING: MICH - ROBINSON, D. 14-29-1, TEAM 0-1-0. **MSU** - MAXWELL, A. 21-34-1.

RECEIVING: MICH - DILEO, D. 4-92; TOUSSAINT, F. 3-2; SMITH, V. 2-2; GALLON, J. 1-22; ROUNDTREE, R. 1-15; FUNCHSS, D. 1-13; KWIATKOWSKI, M. 1-9; GARDNER, D. 1-8. **MSU** - BURBRIDGE, A. 6-51; LIPPETT, T. 5-39; FOWLER, B. 2-59; MUMPHERY, K. 2-19; CAPER, L. 2-12; BELL, L. 2-5; KINGS, M. 1-5; LANG, P. 1-2.



**2012
Statistical Files
(as of 10/21/12)**

2012 Michigan Football
Michigan Game Results (as of Oct 20, 2012)
All games

Date	Opponent	Score	Overall	Conference	Time	Attend
Sep 01, 2012	vs #2 UA	L 14-41	0-1	0-0	3:14	90413
Sep 08, 2012	AIR FORCE	W 31-25	1-1	0-0	3:14	112522
Sep 15, 2012	MASSACHUSETTS	W 63-13	2-1	0-0	3:18	110708
Sep 22, 2012	at #11 Notre Dame	L 6-13	2-2	0-0	3:10	80795
* Oct 06, 2012	at Purdue	W 44-13	3-2	1-0	3:00	50105
* Oct 13, 2012	ILLINOIS	W 45-0	4-2	2-0	2:57	110922
* Oct 20, 2012	MICHIGAN STATE	W 12-10	5-2	3-0	3:12	113833

2012 MICHIGAN WOLVERINES GAME-BY-GAME OFFENSE

OPP	---1ST DOWNS---				DOWN CONV.		NET OFF		---RUSHING---			-----PASSING-----					-----TDs-----			FGs	FUM	PEN	PUNTS	
	T	R	P	P	3RD	4TH	TOT	PL	TOT	ATT	AVG	NET	SA-YDS	ATT-COMP	TD	IN	R	P	Rt	M-A	No-Ls	No-Yds	No-Avg	TOP
ALA	11	5	5	1	3/12	0/1	269	56	69	29	2.4	200	1-10	27-11	1	3	1	1	0	0-0	0-0	8-86	7-50.1	28:34
AF	19	7	12	0	5/11	0/0	422	56	214	31	6.9	208	0- 0	25-14	2	1	2	2	0	1-1	0-0	5-45	3-38.0	24:38
UMASS	27	14	12	1	7/11	1/1	585	68	294	43	6.8	291	1- 7	25-16	3	1	6	3	0	0-0	2-0	5-40	3-41.3	30:57
AT ND	19	9	9	1	8/15	1/1	299	66	161	41	3.9	138	3-21	25-13	0	5	0	0	0	2-3	2-1	5-38	1-34.0	33:19
AT PUR	19	12	6	1	10/17	1/1	409	70	304	54	5.6	105	0- 0	16- 8	1	0	3	1	1	3-4	1-1	4-36	2-42.0	36:11
ILL	21	13	7	1	9/14	0/0	527	66	353	51	6.9	174	0- 0	15- 9	2	0	4	2	0	1-1	2-1	5-45	4-34.0	32:14
MSU	16	7	8	1	5/15	0/0	326	62	163	32	5.1	163	0- 0	30-14	0	1	0	0	0	4-4	0-0	6-55	7-42.1	28:34
AT NEB																								
AT MINN																								
NW																								
IOWA																								
AT OSU																								
TOTAL	132	67	59	6	47/95	3/4	2837	444	1558	281	5.5	1279	5-38	163-85	9	11	16	9	1	11-13	7-3	38-345	27-42.1	30:38

2012 MICHIGAN WOLVERINES GAME-BY-GAME DEFENSE

OPP	---1ST DOWNS---				DOWN CONV.		NET OFF		---RUSHING---			-----PASSING-----					-----TDs-----			FGs	FUM	PEN	PUNTS	
	T	R	P	P	3RD	4TH	TOT	PL	TOT	ATT	AVG	NET	SA-YDS	ATT-COMP	TD	IN	R	P	Rt	M-A	No-Ls	No-Yds	No-Avg	TOP
ALA	20	12	7	1	3/10	0/0	431	63	232	42	5.5	199	2-21	21-11	2	0	2	2	1	2-3	1-1	7-55	4-47.0	31:26
AF	26	16	6	4	12/21	2/5	417	90	290	71	4.1	127	0- 0	19-10	0	0	3	0	0	1-2	2-0	5-35	2-53.5	35:22
UMASS	15	6	9	0	7/17	0/0	259	66	112	36	3.1	147	1-24	30-15	0	0	0	0	1	2-3	4-1	10-69	7-38.3	29:03
AT ND	14	6	6	2	3/ 9	0/0	239	50	94	31	3.0	145	0- 0	19-11	0	2	1	0	0	2-2	0-0	5-49	4-37.8	26:41
AT PUR	15	5	9	1	1/11	1/3	213	61	56	26	2.2	157	2-17	35-23	1	2	0	1	0	2-2	3-2	3-30	2-41.0	23:49
ILL	7	3	3	1	3/14	0/1	134	53	105	37	2.8	136	3-13	16- 7	0	1	0	0	0	0-1	1-1	5-45	8-45.9	27:46
MSU	16	7	8	1	6/17	1/1	304	65	112	31	3.6	192	1-10	34-21	1	1	0	1	0	1-2	2-0	7-50	7-41.4	31:26
AT NEB																								
AT MINN																								
NW																								
IOWA																								
AT OSU																								
TOTAL	113	55	48	10	35/99	4/10	1997	448	1001	274	3.7	996	9-85	174-98	4	6	6	4	2	10-15	13-5	42-333	37-42.6	29:22

2012 Michigan Football
Michigan Overall Team Statistics (as of Oct 20, 2012)
All games

Team Statistics	MICH	OPP
SCORING	215	115
Points Per Game	30.7	16.4
FIRST DOWNS	132	113
Rushing	67	55
Passing	59	48
Penalty	6	10
RUSHING YARDAGE	1558	1001
Yards gained rushing	1689	1149
Yards lost rushing	131	148
Rushing Attempts	281	274
Average Per Rush	5.5	3.7
Average Per Game	222.6	143.0
TDs Rushing	16	6
PASSING YARDAGE	1279	996
Comp-Att-Int	85-163-11	98-174-6
Average Per Pass	7.8	5.7
Average Per Catch	15.0	10.2
Average Per Game	182.7	142.3
TDs Passing	9	4
TOTAL OFFENSE	2837	1997
Total Plays	444	448
Average Per Play	6.4	4.5
Average Per Game	405.3	285.3
KICK RETURNS: #-Yards	23-515	23-473
PUNT RETURNS: #-Yards	8-107	10-63
INT RETURNS: #-Yards	6-127	11-152
KICK RETURN AVERAGE	22.4	20.6
PUNT RETURN AVERAGE	13.4	6.3
INT RETURN AVERAGE	21.2	13.8
FUMBLES-LOST	7-3	13-5
PENALTIES-Yards	38-345	42-333
Average Per Game	49.3	47.6
PUNTS-Yards	27-1138	37-1576
Average Per Punt	42.1	42.6
Net punt average	36.1	39.7
KICKOFFS-Yards	44-2642	29-1701
Average Per Kick	60.0	58.7
Net kick average	47.8	37.4
TIME OF POSSESSION/Game	30:38	29:22
3RD-DOWN Conversions	47/95	35/99
3rd-Down Pct	49%	35%
4TH-DOWN Conversions	3/4	4/10
4th-Down Pct	75%	40%
SACKS BY-Yards	9-85	5-38
MISC YARDS	0	0
TOUCHDOWNS SCORED	26	12
FIELD GOALS-ATTEMPTS	11-13	10-15
ON-SIDE KICKS	0-0	0-0
RED-ZONE SCORES	(23-26) 88%	(16-19) 84%
RED-ZONE TOUCHDOWNS	(14-26) 54%	(9-19) 47%
PAT-ATTEMPTS	(26-26) 100%	(11-11) 100%
ATTENDANCE	447985	130900
Games/Avg Per Game	4/111996	2/65450
Neutral Site Games		1/90413

Score by Quarters	1st	2nd	3rd	4th	OT	Total
Michigan	38	76	59	42	0	215
Opponents	24	50	17	24	0	115

2012 Michigan Football
Michigan Individual Season/Career Statistics (as of Oct 20, 2012)
All games

SEASON

CAREER

Rushing	gp	att	gain	loss	net	avg	td	lg	avg/g	gp	att	gain	loss	net	avg	td	lg	avg/g
Robinson, D.	7	121	969	69	900	7.4	6	79	128.6	45	667	4526	397	4129	6.2	41	87	91.8
Toussaint, F.	6	81	313	30	283	3.5	4	38	47.2	24	276	1491	80	1411	5.1	14	65	58.8
Rawls, Thomas	4	25	176	2	174	7.0	2	63	43.5	14	38	256	3	253	6.7	2	63	18.1
Hayes, Justice	3	13	85	0	85	6.5	1	24	28.3	3	13	85	0	85	6.5	1	24	28.3
Smith, Vincent	6	20	77	4	73	3.7	2	22	12.2	39	254	1277	29	1248	4.9	10	56	32.0
Gallon, Jeremy	7	6	29	0	29	4.8	0	8	4.1	32	9	55	0	55	6.1	0	11	1.7
Bellomy, R.	4	7	26	10	16	2.3	0	9	4.0	4	7	26	10	16	2.3	0	9	4.0
Norfleet, D.	7	2	14	1	13	6.5	0	14	1.9	7	2	14	1	13	6.5	0	14	1.9
Lewan, Taylor	7	0	0	0	0	0.0	1	0	0.0	31	0	11	0	11	0.0	1	0	0.4
TEAM	3	6	0	15	-15	-2.5	0	0	-5.0									
Total	7	281	1689	131	1558	5.5	16	79	222.6									
Opponents	7	274	1149	148	1001	3.7	6	40	143.0									

Passing	gp	effic	comp-att-int	pct	yds	td	lg	avg/g	gp	effic	comp-att-int	pct	yds	td	lg	avg/g
Robinson, D.	7	129.60	83-155-9	53.5	1264	9	71	180.6	45	139.47	421-735-39	57.3	6195	49	77	137.7
Bellomy, R.	4	-6.56	1-5-1	20.0	8	0	8	2.0	4	-6.56	1-5-1	20.0	8	0	8	2.0
Smith, Vincent	6	-200.00	0-1-1	0.0	0	0	0	0.0	39	124.27	1-3-1	33.3	17	1	17	0.4
Kennedy, Jack	2	158.80	1-1-0	100.0	7	0	7	3.5	3	158.80	1-1-0	100.0	7	0	7	2.3
TEAM	3	0.00	0-1-0	0.0	0	0	0	0.0								
Total	7	122.78	85-163-11	52.1	1279	9	71	182.7								
Opponents	7	105.09	98-174-6	56.3	996	4	51	142.3								

Receiving	gp	no.	yds	avg	td	lg	avg/g	gp	no.	yds	avg	td	lg	avg/g
Gallon, Jeremy	7	16	309	19.3	1	71	44.1	32	51	811	15.9	5	71	25.3
Gardner, Devin	7	15	251	16.7	4	44	35.9	19	16	253	15.8	4	44	13.3
Roundtree, Roy	7	12	143	11.9	1	33	20.4	44	135	1867	13.8	13	76	42.4
Funchess, Devin	7	11	186	16.9	3	30	26.6	7	11	186	16.9	3	30	26.6
Dileo, Drew	7	10	216	21.6	0	66	30.9	26	20	340	17.0	2	66	13.1
Toussaint, F.	6	5	34	6.8	0	17	5.7	24	12	67	5.6	1	17	2.8
Smith, Vincent	6	5	32	6.4	0	19	5.3	39	41	393	9.6	6	32	10.1
Robinson, J.	4	4	47	11.8	0	20	11.8	15	4	47	11.8	0	20	3.1
Kwiatkowski, M.	7	3	31	10.3	0	16	4.4	9	3	31	10.3	0	16	3.4
Jackson, Jeremy	7	2	17	8.5	0	9	2.4	30	9	108	12.0	0	22	3.6
Esterline, D.	1	1	7	7.0	0	7	7.0	1	1	7	7.0	0	7	7.0
Rawls, Thomas	4	1	6	6.0	0	6	1.5	14	1	6	6.0	0	6	0.4
Total	7	85	1279	15.0	9	71	182.7							
Opponents	7	98	996	10.2	4	51	142.3							

Total Offense	g	plays	rush	pass	total	avg/g	g	plays	rush	pass	total	avg/g
Robinson, D.	7	276	900	1264	2164	309.1	45	1402	4129	6195	10324	229.4
Toussaint, F.	6	81	283	0	283	47.2	24	276	1411	0	1411	58.8
Rawls, Thomas	4	25	174	0	174	43.5	14	38	253	0	253	18.1
Hayes, Justice	3	13	85	0	85	28.3	3	13	85	0	85	28.3
Smith, Vincent	6	21	73	0	73	12.2	39	257	1248	17	1265	32.4
Gallon, Jeremy	7	6	29	0	29	4.1	32	9	55	0	55	1.7
Bellomy, R.	4	12	16	8	24	6.0	4	12	16	8	24	6.0
Norfleet, D.	7	2	13	0	13	1.9	7	2	13	0	13	1.9
Kennedy, Jack	2	1	0	7	7	3.5	3	2	6	7	13	4.3
TEAM	3	7	-15	0	-15	-5.0						
Total	7	444	1558	1279	2837	405.3						
Opponents	7	448	1001	996	1997	285.3						

2012 Michigan Football
Michigan Individual Season/Career Statistics (as of Oct 20, 2012)
All games

Scoring	SEASON						CAREER									
	td	fg	PAT			dpx	saf	pts	td	fg	PAT			dpx	saf	pts
kick	rush	rcv	pass	kick	rush				rcv	pass						
Gibbons, B.	-	10-12	25-25	-	-	-	-	-	-	24-34	92-94	-	-	-	-	164
Robinson, D.	6	-	-	-	-	-	-	-	41	-	-	-	-	-	-	246
Toussaint, F.	4	-	-	-	-	-	-	-	15	-	-	-	-	-	-	90
Gardner, Devin	4	-	-	-	-	-	-	-	6	-	-	-	-	-	-	36
Funchess, Devin	3	-	-	-	-	-	-	-	3	-	-	-	-	-	-	18
Smith, Vincent	2	-	-	-	-	-	-	-	16	-	-	-	-	-	-	96
Rawls, Thomas	2	-	-	-	-	-	-	-	2	-	-	-	-	-	-	12
Lewan, Taylor	1	-	-	-	-	-	-	-	1	-	-	-	-	-	-	6
Taylor, Raymon	1	-	-	-	-	-	-	-	1	-	-	-	-	-	-	6
Gallon, Jeremy	1	-	-	-	-	-	-	-	5	-	-	-	-	-	-	30
Hayes, Justice	1	-	-	-	-	-	-	-	1	-	-	-	-	-	-	6
Roundtree, Roy	1	-	-	-	-	-	-	-	13	-	-	-	-	-	-	78
Wile, Matt	-	1-1	-	-	-	-	-	-	-	1-1	-	-	-	-	-	3
Broekhuizen, S.	-	-	1-1	-	-	-	-	-	-	3-9	43-44	-	-	-	-	52
Total	26	11-13	26-26	-	-	-	-	-	-	-	-	-	-	-	-	215
Opponents	12	10-15	11-11	-	1	1-1	-	-	-	-	-	-	-	-	-	115

Punt Returns	no.	yds	avg	td	lg	no.	yds	avg	td	lg
Gallon, Jeremy	5	44	8.8	0	26	34	279	8.2	0	32
Norfleet, D.	2	53	26.5	0	42	2	53	26.5	0	42
Dileo, Drew	1	10	10.0	0	10	4	23	5.8	0	15
Total	8	107	13.4	0	42					
Opponents	10	63	6.3	0	19					

Kick Returns	no.	yds	avg	td	lg	no.	yds	avg	td	lg
Norfleet, D.	21	494	23.5	0	38	21	494	23.5	0	38
Gallon, Jeremy	1	12	12.0	0	12	31	647	20.9	0	47
Houma, Sione	1	9	9.0	0	9	1	9	9.0	0	9
Total	23	515	22.4	0	38					
Opponents	23	473	20.6	0	34					

Interceptions	no.	yds	avg	td	lg	no.	yds	avg	td	lg
Gordon, Thomas	2	19	9.5	0	19	3	19	6.3	0	19
Taylor, Raymon	2	70	35.0	1	63	2	70	35.0	1	63
Kovacs, Jordan	1	25	25.0	0	25	5	78	15.6	0	41
Demens, Kenny	1	13	13.0	0	13	1	13	13.0	0	13
Total	6	127	21.2	1	63					
Opponents	11	152	13.8	2	35					

Fumble Returns	no.	yds	avg	td	lg	no.	yds	avg	td	lg
Total	0	0	0.0	0	0					
Opponents	0	0	0.0	0	0					

2012 Michigan Football
Michigan Individual Season/Career Statistics (as of Oct 20, 2012)
All games

All Purpose	SEASON								CAREER							
	g	rush	rcv	pr	kr	ir	total	avg/g	g	rush	rcv	pr	kr	ir	total	avg/g
Robinson, D.	7	900	0	0	0	0	900	128.6	45	4129	0	0	0	0	4129	91.8
Norfleet, D.	7	13	0	53	494	0	560	80.0	7	13	0	53	494	0	560	80.0
Gallon, Jeremy	7	29	309	44	12	0	394	56.3	32	55	811	279	647	0	1792	56.0
Toussaint, F.	6	283	34	0	0	0	317	52.8	24	1411	67	0	28	0	1506	62.8
Gardner, Devin	7	0	251	0	0	0	251	35.9	19	74	253	0	0	0	327	17.2
Dileo, Drew	7	0	216	10	0	0	226	32.3	26	7	340	23	173	0	543	20.9
Funchess, Devin	7	0	186	0	0	0	186	26.6	7	0	186	0	0	0	186	26.6
Rawls, Thomas	4	174	6	0	0	0	180	45.0	14	253	6	0	0	0	259	18.5
Roundtree, Roy	7	0	143	0	0	0	143	20.4	44	0	1867	0	19	0	1886	42.9
Smith, Vincent	6	73	32	0	0	0	105	17.5	39	1248	393	0	141	0	1782	45.7
Hayes, Justice	3	85	0	0	0	0	85	28.3	3	85	0	0	0	0	85	28.3
Taylor, Raymon	7	0	0	0	0	70	70	10.0	17	0	0	0	0	70	70	4.1
Robinson, J.	4	0	47	0	0	0	47	11.8	15	0	47	0	0	0	47	3.1
Kwiatkowski, M.	7	0	31	0	0	0	31	4.4	9	0	31	0	0	0	31	3.4
Kovacs, Jordan	7	0	0	0	0	25	25	3.6	44	0	0	0	0	78	78	1.8
Gordon, Thomas	7	0	0	0	0	19	19	2.7	29	0	0	0	0	19	19	0.7
Jackson, Jeremy	7	0	17	0	0	0	17	2.4	30	0	108	0	0	0	108	3.6
Bellomy, R.	4	16	0	0	0	0	16	4.0	4	16	0	0	0	0	16	4.0
Demens, Kenny	7	0	0	0	0	13	13	1.9	46	0	0	0	0	13	13	0.3
Houma, Sione	7	0	0	0	9	0	9	1.3	7	0	0	0	9	0	9	1.3
Esterline, D.	1	0	7	0	0	0	7	7.0	1	0	7	0	0	0	7	7.0
TEAM	3	-15	0	0	0	0	-15	-5.0								
Total	7	1558	1279	107	515	127	3586	512.3								
Opponents	7	1001	996	63	473	152	2685	383.6								

Field Goals	att	good	long	blkd	att	good	long	blkd
Gibbons, B.	12	10	42	0	34	24	43	1
Wile, Matt	1	1	48	0	1	1	48	0
Total	13	11	48	0				
Opponents	15	10	51	0				

Punting	no.	yds	avg	lg	blk	no.	yds	avg	lg	blk
Hagerup, Will	18	851	47.3	62	0	80	3334	41.7	72	1
Wile, Matt	9	287	31.9	42	0	26	994	38.2	58	0
Total	27	1138	42.1	62	0					
Opponents	37	1576	42.6	71	0					

Kickoffs	no.	yds	avg	tb	ob	no.	yds	avg	tb	ob
Wile, Matt	43	2577	59.9	19	1	122	7631	62.5	38	4
Broekhuizen, S.	1	65	65.0	0	0	37	2204	59.6	3	2
Total	44	2642	60.0	19	1					
Opponents	29	1701	58.7	4	2					

2012 Michigan Football
Michigan Team Game-by-Game (as of Oct 20, 2012)
All games

TEAM STATISTICS

Date	Opponent	Rushing				Receiving				Passing				Kick Returns				Punt Returns				tot off
		no.	yds	td	lg	no.	yds	td	lg	cmp	att	int	yds	td	lg	no.	yds	td	lg	no.	yds	
Sep 01	vs UA	29	69	1	22	11	200	1	71	11-27-3	200	1	71	8	177	0	33	1	3	0	3	269
Sep 08	AIR FORCE	31	214	2	79	14	208	2	30	14-25-1	208	2	30	4	89	0	36	1	1	0	1	422
Sep 15	MASSACHUSETTS	43	294	6	36	16	291	3	66	16-25-1	291	3	66	2	44	0	27	1	11	0	11	585
Sep 22	at Notre Dame	41	161	0	31	13	138	0	20	13-25-5	138	0	20	3	87	0	33	0	0	0	0	299
Oct 06	at Purdue	54	304	3	59	8	105	1	28	8-16-0	105	1	28	4	85	0	38	1	10	0	10	409
Oct 13	ILLINOIS	51	353	4	63	9	174	2	71	9-15-0	174	2	71	1	12	0	12	3	56	0	42	527
Oct 20	MICHIGAN STATE	32	163	0	44	14	163	0	35	14-30-1	163	0	35	1	21	0	21	1	26	0	26	326
Opponents		274	1558	16	79	85	1279	9	71	85-163-11	1279	9	71	23	515	0	38	8	107	0	42	2837
		274	1001	6	40	98	996	4	51	98-174-6	996	4	51	23	473	0	34	10	63	0	19	1997

Games played: 7
 Avg per rush: 5.5
 Avg per catch: 15.0
 Pass efficiency: 122.78
 Kick ret avg: 22.4
 Punt ret avg: 13.4
 All purpose avg/game: 512.3
 Total offense avg/gm: 405.3

Date	Opponent	Tackles				Sacks	Fumble		Pass Defense			Blkd	PAT Attempts				pts	
		ua	a	total	tfl-yds		no-yds	ff	fr-yds	int-yds	qbh		brup	kick	kick	rush		rcv
Sep 01	vs UA	25	54	79	6.0-28	2.0-21	1	1-0	0-0	2	1	0	2-2	0	0	0	0	14
Sep 08	AIR FORCE	57	38	95	7.0-9	0.0-0	0	0-0	0-0	0	3	0	4-4	0	0	0	31	
Sep 15	MASSACHUSETTS	39	26	65	6.0-34	1.0-24	0	1-0	0-0	0	2	0	9-9	0	0	0	63	
Sep 22	at Notre Dame	29	22	51	2.0-4	0.0-0	0	0-0	2-7	1	1	0	0-0	0	0	0	6	
Oct 06	at Purdue	42	10	52	6.0-25	2.0-17	0	2-0	2-82	0	3	0	5-5	0	0	0	44	
Oct 13	ILLINOIS	36	22	58	9.0-32	3.0-13	1	1-0	1-13	0	1	0	6-6	0	0	0	45	
Oct 20	MICHIGAN STATE	39	30	69	1.0-10	1.0-10	2	0-0	1-25	0	2	0	0-0	0	0	0	12	
Opponents		267	202	469	37.0-142	9.0-85	4	5-0	6-127	3	13	0	26-26	0	0	0	215	
		263	162	425	33.0-101	5.0-38	3	3-0	11-152	4	25	0	11-11	0	1	0	115	

Date	Opponent	Punting							Field Goals			Kickoffs						
		no.	yds	avg	long	blkd	tb	fc	50+	i20	md-att	long	blkd	no.	yds	avg	tb	ob
Sep 01	vs UA	7	351	50.1	62	0	2	0	4	0	0-0	0	0	3	195	65.0	3	0
Sep 08	AIR FORCE	3	114	38.0	53	0	1	1	1	1	1-1	31	0	6	374	62.3	3	0
Sep 15	MASSACHUSETTS	3	124	41.3	60	0	0	0	1	2	0-0	0	0	10	583	58.3	3	1
Sep 22	at Notre Dame	1	34	34.0	34	0	0	1	0	1	2-3	33	0	3	180	60.0	3	0
Oct 06	at Purdue	2	84	42.0	57	0	0	0	1	0	3-4	42	0	9	512	56.9	1	0
Oct 13	ILLINOIS	4	136	34.0	43	0	0	2	0	4	1-1	18	0	8	499	62.4	4	0
Oct 20	MICHIGAN STATE	7	295	42.1	48	0	2	3	0	1	4-4	48	0	5	299	59.8	2	0
Opponents		27	1138	42.1	62	0	5	7	7	9	11-13	48	0	44	2642	60.0	19	1
		37	1576	42.6	71	0	0	19	7	12	10-15	51	0	29	1701	58.7	4	2

2012 Michigan Football
Michigan Opponent Game-by-Game (as of Oct 20, 2012)
All games

OPPONENT STATISTICS

Date	Opponent	Rushing				Receiving				Passing				Kick Returns				Punt Returns				tot off
		no.	yds	td	lg	no.	yds	td	lg	cmp-att-int	yds	td	lg	no.	yds	td	lg	no.	yds	td	lg	
Sep 01	vs UA	42	232	2	40	11	199	2	51	11-21-0	199	2	51	0	0	0	0	5	56	0	19	431
Sep 08	AIR FORCE	71	290	3	18	10	127	0	32	10-19-0	127	0	32	2	64	0	34	0	0	0	0	417
Sep 15	MASSACHUSETTS	36	112	0	16	15	147	0	33	15-30-0	147	0	33	6	126	0	28	3	-14	0	3	259
Sep 22	at Notre Dame	31	94	1	15	11	145	0	38	11-19-2	145	0	38	0	0	0	0	0	0	0	0	239
Oct 06	at Purdue	26	56	0	11	23	157	1	20	23-35-2	157	1	20	8	183	0	32	1	7	0	7	213
Oct 13	ILLINOIS	37	105	0	23	7	29	0	12	7-16-1	29	0	12	4	73	0	21	0	0	0	0	134
Oct 20	MICHIGAN STATE	31	112	0	26	21	192	1	45	21-34-1	192	1	45	3	27	0	31	1	14	0	14	304
Michigan		274	1001	6	40	98	996	4	51	98-174-6	996	4	51	23	473	0	34	10	63	0	19	1997
Michigan		281	1558	16	79	85	1279	9	71	85-163-11	1279	9	71	23	515	0	38	8	107	0	42	2837

Games played: 7
 Avg per rush: 3.7
 Avg per catch: 10.2
 Pass efficiency: 105.09
 Kick ret avg: 20.6
 Punt ret avg: 6.3
 All purpose avg/game: 383.6
 Total offense avg/gm: 285.3

Date	Opponent	Tackles				Sacks	Fumble		Pass Defense			Blkd	PAT Attempts				saf	pts
		ua	a	total	tfl-yds	no-yds	ff	fr-yds	int-yds	qbh	brup	kick	kick	rush	rcv			
Sep 01	vs UA	32	26	58	5.0-16	1.0-10	0	0-0	3-51	0	6	0	5-5	0	0	0	0	41
Sep 08	AIR FORCE	32	12	44	4.0-11	0.0-0	0	0-0	1-0	0	5	0	2-2	0	1	0	25	
Sep 15	MASSACHUSETTS	39	24	63	3.0-9	1.0-7	1	0-0	1-32	0	1	0	1-1	0	0	0	13	
Sep 22	at Notre Dame	29	40	69	5.0-24	3.0-21	1	1-0	5-69	4	1	0	1-1	0	0	0	13	
Oct 06	at Purdue	52	14	66	5.0-7	0.0-0	1	1-0	0-0	0	3	0	1-1	0	0	0	13	
Oct 13	ILLINOIS	43	22	65	2.0-5	0.0-0	0	1-0	0-0	0	3	0	0-0	0	0	0	0	
Oct 20	MICHIGAN STATE	36	24	60	9.0-29	0.0-0	0	0-0	1-0	0	6	0	1-1	0	0	0	10	
Michigan		263	162	425	33.0-101	5.0-38	3	3-0	11-152	4	25	0	11-11	0	1	0	115	
Michigan		267	202	469	37.0-142	9.0-85	4	5-0	6-127	3	13	0	26-26	0	0	0	215	

Date	Opponent	Punting									Field Goals			Kickoffs				
		no.	yds	avg	long	blkd	tb	fc	50+	i20	md-att	long	blkd	no.	yds	avg	tb	ob
Sep 01	vs UA	4	188	47.0	59	0	0	2	2	2	2-3	51	0	8	506	63.2	0	0
Sep 08	AIR FORCE	2	107	53.5	71	0	0	0	1	1	1-2	22	0	5	257	51.4	0	1
Sep 15	MASSACHUSETTS	7	268	38.3	53	0	0	4	1	1	2-3	32	0	4	223	55.8	1	1
Sep 22	at Notre Dame	4	151	37.8	49	0	0	2	0	1	2-2	39	0	4	258	64.5	1	0
Oct 06	at Purdue	5	205	41.0	51	0	0	4	1	1	2-2	40	0	4	218	54.5	0	0
Oct 13	ILLINOIS	8	367	45.9	60	0	0	3	2	2	0-1	0	0	1	51	51.0	0	0
Oct 20	MICHIGAN STATE	7	290	41.4	49	0	0	4	0	4	1-2	19	0	3	188	62.7	2	0
Michigan		37	1576	42.6	71	0	0	19	7	12	10-15	51	0	29	1701	58.7	4	2
Michigan		27	1138	42.1	62	0	5	7	7	9	11-13	48	0	44	2642	60.0	19	1

2012 Michigan Football
Michigan Red-Zone Results (as of Oct 20, 2012)
All games

Michigan Inside Opponent Red-Zone

Date	Opponent	Score	Times In RZ	Times Scored	Total Pts	Rush TDs	Pass TDs	FGs Made	Failed to score inside RZ						
									FGA	Down	Int	Fumb	Half	Game	
Sep 01, 2012	vs UA	L 14-41	1	1	7	1	1	0	0	0	0	0	0	0	0
Sep 08, 2012	AIR FORCE	W 31-25	2	2	10	1	0	1	1	0	0	0	0	0	0
Sep 15, 2012	MASSACHUSETTS	W 63-13	6	6	42	6	5	1	0	0	0	0	0	0	0
Sep 22, 2012	at Notre Dame	L 6-13	5	2	6	0	0	0	2	1	0	1	1	0	0
Oct 06, 2012	at Purdue	W 44-13	6	6	30	3	3	0	3	0	0	0	0	0	0
Oct 13, 2012	ILLINOIS	W 45-0	4	4	24	3	2	1	1	0	0	0	0	0	0
Oct 20, 2012	MICHIGAN STATE	W 12-10	2	2	6	0	0	0	2	0	0	0	0	0	0
Totals			26	23	125	14	11	3	9	1	0	1	1	0	0
			23 of 26 (88.5%)												

Opponents Inside Michigan Red-Zone

Date	Opponent	Score	Times In RZ	Times Scored	Total Pts	Rush TDs	Pass TDs	FGs Made	Failed to score inside RZ						
									FGA	Down	Int	Fumb	Half	Game	
Sep 01, 2012	vs UA	L 14-41	4	4	24	3	2	1	1	0	0	0	0	0	0
Sep 08, 2012	AIR FORCE	W 31-25	6	4	25	3	3	0	1	1	1	0	0	0	0
Sep 15, 2012	MASSACHUSETTS	W 63-13	2	2	6	0	0	0	2	0	0	0	0	0	0
Sep 22, 2012	at Notre Dame	L 6-13	3	2	10	1	1	0	1	0	0	1	0	0	0
Oct 06, 2012	at Purdue	W 44-13	2	2	10	1	0	1	1	0	0	0	0	0	0
Oct 13, 2012	ILLINOIS	W 45-0	0	0	0	0	0	0	0	0	0	0	0	0	0
Oct 20, 2012	MICHIGAN STATE	W 12-10	2	2	10	1	0	1	1	0	0	0	0	0	0
Totals			19	16	85	9	6	3	7	1	1	1	0	0	0
			16 of 19 (84.2%)												

MICHIGAN SINGLE GAME BESTS

INDIVIDUAL GAME HIGHS

Rushing Attempts: 26, Denard Robinson at Notre Dame (Sept. 22)
Rushing Yards: 235, Denard Robinson at Purdue (Oct. 6)
Rushing TDs: 2, D. Robinson vs. Air Force (Sept. 8)/V. Smith vs. UMass (Sept. 15)/ Fitzgerald Toussaint at Purdue (Oct. 6)/D. Robinson vs. Illinois (Oct. 13)
Pass Attempts: 29, Denard Robinson vs. Michigan St. (Oct. 20)
Pass Completions: 16, Denard Robinson vs. UMass (Sept. 15)
Passing Yards: 291, Denard Robinson vs. UMass (Sept. 15)
Passing TDs: 3, Denard Robinson vs. UMass (Sept. 15)
Receptions: 5, Devin Gardner vs. Air Force (Sept. 8)
Receiving Yards: 107, Jeremy Gallon vs. Alabama (Sept. 1)
Receiving TDs: 1, 9x, last Jeremy Gallon and Devin Funchess vs. Illinois (Oct. 13)
Total Plays: 50, Denard Robinson at Notre Dame (Sept. 22)
Total Yards: 426, Denard Robinson vs. Air Force (Sept. 8)
Points Kicking: 14, Brendan Gibbons at Purdue (Oct. 6)
Field Goals Made: 3, Brendan Gibbons at Purdue (Oct. 6)/ vs. Michigan St. (Oct. 20)
Field Goals Attempted: 4, Brendan Gibbons at Purdue (Oct. 6)
PATs Attempted: 8, Brendan Gibbons vs. UMass (Sept. 15)
PATs Made: 8, Brendan Gibbons vs. UMass (Sept. 15)
Punting Attempts: 7, Will Hagerup vs. Alabama (Sept. 1)
Punting Yards: 351, Will Hagerup vs. Alabama (Sept. 1)
Punting Average (min. 2 attempts): 50.1, Will Hagerup vs. Alabama (Sept. 1)
Punt Returns: 2, Jeremy Gallon vs. Illinois (Oct. 13)
Punt Return Yards: 42, Dennis Norfleet vs. Illinois (Oct. 13)
Kickoff Returns: 8, Dennis Norfleet vs. Alabama (Sept. 1)
Kickoff Return Yards: 177, Dennis Norfleet vs. Alabama (Sept. 1)
Interceptions: 1, last by Jordan Kovacs vs. Michigan St. (Oct. 20)
Interception Yards: 63, Raymon Taylor at Purdue (Oct. 6)
Tackles: 11, Jake Ryan vs. Air Force (Sept. 8)/ vs. Illinois (Oct. 13)/ Desmond Morgan vs. Michigan St. (Oct. 20)
Solo Tackles: 8, Jordan Kovacs vs. Air Force (Sept. 8)/Jake Ryan vs. Michigan St. (Oct. 20)
Tackles for Loss: 3.5, Jake Ryan vs. Illinois (Oct. 13)
Tackles for Loss Yardage: 24, Joe Bolden vs. UMass (Sept. 15)
Sacks: 1.5, Jake Ryan vs. Illinois (Oct. 13)
Sack Yardage: 24, Joe Bolden vs. UMass (Sept. 15)
Pass Breakups: 2, 3x, last JT Floyd at Purdue (Oct. 6)

TEAM GAME HIGHS

Rushing Attempts: 54 at Purdue (Oct. 6)
Rushing Yards: 353 vs. Illinois (Oct. 13)
Rushing TDs: 6 vs. UMass (Sept. 15)
Yards Per Rush: 6.9 vs. Air Force (Sept. 8)/ vs. Illinois (Oct. 13)
Passing Attempts: 30 vs. Michigan St. (Oct. 20)
Passing Completions: 16 vs. UMass (Sept. 15)
Passing Yards: 291 vs. UMass (Sept. 15)
Passing TDs: 3 vs. UMass (Sept. 15)
Yards Per Completion: 19.3, vs. Illinois (Oct. 13)
Total Plays: 70 at Purdue (Oct. 6)
Total Yards: 585 vs. UMass (Sept. 15)
Yards Per Play: 8.6 vs. UMass (Sept. 15)
Points: 63 vs. UMass (Sept. 15)
Touchdowns Scored: 9 vs. UMass (Sept. 15)
Field Goals Attempted: 4 at Purdue (Oct. 6)/ vs. Michigan St. (Oct. 20)
Field Goals Made: 4 vs. Michigan St. (Oct. 20)
PATs Attempted: 9 vs. UMass (Sept. 15)
PATs Made: 9 vs. UMass (Sept. 15)
Punting Attempts: 7 vs. Alabama (Sept. 1)
Punting Yards: 351 vs. Alabama (Sept. 1)
Punting Average (min 2 attempts): 50.1 vs. Alabama (Sept. 1)
Punt Return Attempts: 3 vs. Illinois (Oct. 13)
Punt Return Yards: 56 vs. Illinois (Oct. 13)
Kickoff Return Attempts: 8 vs. Alabama (Sept. 1)
Kickoff Return Yards: 177 vs. Alabama (Sept. 1)
Interceptions: 2 at Notre Dame (Sept. 22)/ at Purdue (Oct. 6)
Interception Yards: 82 at Purdue (Oct. 6)
Turnovers Gained: 4 at Purdue (Oct. 6)
Turnovers Lost: 6 at Notre Dame (Sept. 22)
Sacks: 3 vs. Illinois (Oct. 13)
Sacks Against: 3 at Notre Dame (Sept. 22)
First Downs: 27 vs. UMass (Sept. 15)
Penalties: 8 vs. Alabama (Sept. 1)
Penalty Yards: 86 vs. Alabama (Sept. 1)

INDIVIDUAL GAME HIGHS

Rushing Attempts: 26, Cody Getz vs. Air Force (Sept. 8)/LeVeon Bell vs. Michigan St. (Oct. 20)
Rushing Yards: 130, Cody Getz vs. Air Force (Sept. 8)
Rushing TDs: 3, Cody Getz vs. Air Force (Sept. 8)
Pass Attempts: 34, Andrew Maxwell vs. Michigan St. (Oct. 20)
Pass Completions: 21, Andrew Maxwell vs. Michigan St. (Oct. 20)
Passing Yards: 199, McCarron vs. Alabama (Sept. 1)
Passing TDs: 2, McCarron vs. Alabama (Sept. 1)
Receptions: 8, O.J. Ross at Purdue (Oct. 6)
Receiving Yards: 63, Deion Walker vs. UMass (Sept. 15)
Receiving TDs: 1, White/Williams vs. Alabama (Sept. 1)/OJ Ross at Purdue (Oct. 6)/Paul Lang vs. Michigan St. (Oct. 20)
Total Plays: 36, Mike Wegzyn vs. UMass (Sept. 15)
Total Yards: 197, McCarron vs. Alabama (Sept. 1)
Points Kicking: 8, Shelley vs. Alabama (Sept. 1)
Field Goals Made: 2, 3x, last Paul Griggs at Purdue (Oct. 6)
Field Goals Attempted: 3, B. Levensgood vs. UMass (Sept. 15)
PATs Attempted: 5, Shelley vs. Alabama (Sept. 1)
PATs Made: 5, Shelley vs. Alabama (Sept. 1)
Punting Attempts: 8, J. DuVernois vs. Illinois (Oct. 13)
Punting Yards: 367, J. DuVernois vs. Illinois (Oct. 13)
Punting Average: 53.5, David Baska vs. Air Force (Sept. 8)
Punt Returns: 4, Ch. Jones vs. Alabama (Sept. 1)
Punt Return Yards: 56, Ch. Jones vs. Alabama (Sept. 1)
Kickoff Returns: 6, Jordan Broadnax vs. UMass (Sept. 15)
Kickoff Return Yards: 126, Jordan Broadnax vs. UMass (Sept. 15)
Interceptions: 2, Manti Te'o at Notre Dame (Sept. 22)
Interception Yards: 35, Milliner vs. Alabama (Sept. 1)
Tackles: 11, Denicos Allen vs. Michigan St. (Oct. 20)
Solo Tackles: 8, D. Allen/I. Lewis vs. Michigan St. (Oct. 20)
Tackles for Loss: 3, Denicos Allen vs. Michigan St. (Oct. 20)
Tackles for Loss Yardage: 10, Tuitt at Notre Dame (Sept. 22)
Sacks: 1, last at Notre Dame (Sept. 22)
Sack Yardage: 10, Tuitt at Notre Dame (Sept. 22)
Pass Breakups: 4, Milliner vs. Alabama (Sept. 1)

TEAM GAME HIGHS

Rushing Attempts: 71 vs. Air Force (Sept. 8)
Rushing Yards: 290 vs. Air Force (Sept. 8)
Rushing TDs: 3 vs. Air Force (Sept. 8)
Yards Per Rush: 5.5 vs. Alabama (Sept. 1)
Passing Attempts: 35 at Purdue (Oct. 6)
Passing Completions: 14 vs. UMass (Sept. 15)
Passing Yards: 199 vs. Alabama (Sept. 1)
Passing TDs: 2 vs. Alabama (Sept. 1)
Yards Per Completion: 18.1 vs. Alabama (Sept. 1)
Total Plays: 90 vs. Air Force (Sept. 8)
Total Yards: 431 vs. Alabama (Sept. 1)
Yards Per Play: 6.8 vs. Alabama (Sept. 1)
Points: 41 vs. Alabama (Sept. 1)
Touchdowns Scored: 5 vs. Alabama (Sept. 1)
Field Goals Attempted: 3 vs. Alabama (Sept. 1)/ vs. UMass (Sept. 15)
Field Goals Made: 2 vs. Alabama (Sept. 1)/ vs. UMass (Sept. 15)/ at Notre Dame (Sept. 22)/ at Purdue (Oct. 6)
PATs Attempted: 5 vs. Alabama (Sept. 1)
PATs Made: 5 vs. Alabama (Sept. 1)
Punting Attempts: 8 vs. Illinois (Oct. 13)
Punting Yards: 367 vs. Illinois (Oct. 13)
Punting Average: 53.5 vs. Air Force (Sept. 8)
Punt Return Attempts: 4 vs. Alabama (Sept. 1)
Punt Return Yards: 56 vs. Alabama (Sept. 1)
Kickoff Return Attempts: 8 at Purdue (Oct. 6)
Kickoff Return Yards: 183 at Purdue (Oct. 6)
Interceptions: 5 at Notre Dame (Sept. 22)
Interception Yards: 69 at Notre Dame (Sept. 22)
Turnovers Gained: 6 at Notre Dame (Sept. 22)
Turnovers Lost: 4 at Purdue (Oct. 6)
Sacks: 3 at Notre Dame (Sept. 22)
Sacks Against: 3 vs. Illinois (Oct. 13)
First Downs: 26 vs. Air Force (Sept. 8)
Penalties: 10 vs. UMass (Sept. 15)
Penalty Yards: 69 vs. UMass (Sept. 15)

2012 MICHIGAN SCORING DRIVES/PLAYS

2012 MICHIGAN SCORING DRIVES

OPPONENT	PLAYS	YARDS	TOP	RESULT	QTR	PLAY
Alabama	3	75	2:05	TD	2	Denard Robinson 6-yard run (Brendan Gibbons kick)
Alabama	5	86	2:16	TD	3	Denard Robinson 44-yard pass to Devin Gardner (Brendan Gibbons kick)
Air Force	2	80	0:48	TD	1	Denard Robinson 79-yard run (Brendan Gibbons kick)
Air Force	8	88	4:09	TD	2	Denard Robinson 30-yard pass to Devin Funchess (Brendan Gibbons kick)
Air Force	1	58	0:24	TD	3	Denard Robinson 58-yard run (Brendan Gibbons kick)
Air Force	7	65	3:32	TD	3	Denard Robinson 7-yard pass to Devin Gardner (Brendan Gibbons kick)
Air Force	11	52	4:03	FG	4	Brendan Gibbons 31-yard FG
UMass	5	65	2:21	TD	1	Denard Robinson 26-yard pass to Devin Funchess (Brendan Gibbons kick)
UMass	8	45	3:57	TD	1	Fitzgerald Toussaint 11-yard run (Brendan Gibbons kick)
UMass	2	71	0:39	TD	2	Vincent Smith 5-yard run (Brendan Gibbons kick)
UMass	5	75	3:02	TD	2	Denard Robinson 42-yard pass to Devin Gardner (Brendan Gibbons kick)
UMass	5	55	2:00	TD	2	Denard Robinson 36-yard run (Brendan Gibbons kick)
UMass	9	83	1:48	TD	2	Taylor Lewan 0-yard fumble recovery (Brendan Gibbons kick)
UMass	5	41	2:02	TD	3	Denard Robinson 18-yard pass to Roy Roundtree (Brendan Gibbons kick)
UMass	10	72	5:08	TD	3	Vincent Smith 9-yard run (Brendan Gibbons kick)
UMass	5	22	2:33	TD	4	Justice Hayes 1-yard run (Brendan Gibbons kick)
Notre Dame	14	42	7:40	FG	4	Brendan Gibbons 33-yard FG
Notre Dame	11	56	3:19	FG	4	Brendan Gibbons 31-yard FG
Purdue	17	78	8:48	TD	1	Fitzgerald Toussaint 1-yard run (Brendan Gibbons kick)
Purdue	8	63	3:55	TD	2	Fitzgerald Toussaint 1-yard run (Brendan Gibbons kick)
Purdue				TD	2	Raymon Taylor 63-yard interception return (Brendan Gibbons kick)
Purdue	7	74	3:47	TD	2	Denard Robinson 23-yard pass to Devin Gardner (Brendan Gibbons kick)
Purdue	8	61	4:15	FG	3	Brendan Gibbons 29-yard FG
Purdue	5	51	2:32	FG	4	Brendan Gibbons 42-yard FG
Purdue	6	17	3:10	FG	4	Brendan Gibbons 27-yard FG
Purdue	4	33	2:05	TD	4	Thomas Rawls 7-yard run (Brendan Gibbons kick)
Illinois	5	85	2:29	TD	1	Denard Robinson 71-yard pass to Jeremy Gallon (Brendan Gibbons kick)
Illinois	9	65	5:07	FG	1	Brendan Gibbons 18-yard FG
Illinois	9	68	3:56	TD	2	Denard Robinson 6-yard run (Brendan Gibbons kick)
Illinois	6	74	2:49	TD	3	Denard Robinson 49-yard run (Brendan Gibbons kick)
Illinois	4	27	1:47	TD	3	Denard Robinson 8-yard pass to Devin Funchess (Brendan Gibbons kick)
Illinois	2	6	0:41	TD	3	Fitzgerald Toussaint 2-yard run (Brendan Gibbons kick)
Illinois	3	72	1:36	TD	4	Thomas Rawls 63-yard run (Brendan Gibbons kick)
Michigan St.	11	77	5:19	FG	2	Brendan Gibbons 24-yard FG
Michigan St.	5	39	0:48	FG	2	Matt Wile 48-yard FG
Michigan St.	10	54	3:26	FG	4	Brendan Gibbons 21-yard FG
Michigan St.	8	41	1:55	FG	4	Brendan Gibbons 38-yard FG

MICHIGAN OFFENSIVE SCORING DRIVE ANALYSIS

Category	Minus	0-9	10-19	20-29	30-39	40-49	50-59	60-69	70-79	80-89	90-99
Michigan TD	0	1	0	2	1	2	2	4	8	5	0
Michigan FG	0	0	1	0	1	2	4	2	1	0	0

Longest Drives:

Plays: 17 at Purdue (Oct. 6)

Yards: 88, vs. Air Force (Sept. 8)

Time of Possession: 8:48 at Purdue (Oct. 6)

2012 OPPONENT SCORING DRIVES/PLAYS

2012 OPPONENT SCORING DRIVES

OPPONENT	PLAYS	YARDS	TOP	RESULT	QTR	PLAY
Alabama	9	61	4:22	TD	1	AJ McCarron 2-yard pass to M. Williams (Shelley kick)
Alabama	3	67	0:45	TD	1	AJ McCarron 51-yard pass to White (Shelley kick)
Alabama	3	17	0:51	TD	1	Lacy 9-yard run (Shelley kick)
Alabama	8	61	3:25	FG	2	Shelley 22-yard FG
Alabama				TD	2	Mosley 16-yard interception return (Shelley kick)
Alabama	5	21	1:51	FG	3	Foster 51-yard FG
Alabama	7	57	4:27	TD	4	Yeldon 1-yard run
Air Force	14	71	4:55	FG	1	Parker Herrington 22-yard field goal
Air Force	11	55	3:49	TD	2	Cody Getz 5-yard run (Parker Herrington kick)
Air Force	14	88	4:46	TD	3	Cody Getz 1-yard run (Parker Herrington kick)
Air Force	10	39	3:18	TD	4	Cody Getz 8-yard run (2-pt conf. - Connor Dietz pass to Marc Hendricks)
UMass	13	66	4:26	FG	2	B. Levensgood 25-yard FG
UMass				TD	2	Christian Birt 32-yard interception return (Levensgood kick)
UMass	8	57	1:53	FG	2	B. Levensgood 32-yard FG
Notre Dame	4	1	0:58	FG	2	Brindza 33-yard FG
Notre Dame	8	48	4:49	TD	2	T. Rees 2-yard run (Brindza kick)
Notre Dame	11	53	6:24	FG	4	Brindza 39-yard FG
Purdue	10	50	4:06	FG	2	Paul Griggs 40-yard FG
Purdue	7	36	1:30	TD	2	Caleb TerBush 4-yard pass to O.J. Ross (Griggs kick)
Purdue	14	58	5:02	FG	4	Paul Griggs 37-yard FG
Michigan St.	10	80	4:49	TD	3	Andrew Maxwell 2-yard pass to Paul Lang (Dan Conroy kick)
Michigan St.	18	90	7:49	FG	4	Dan Conroy 19-yard FG

OPPONENT SCORING DRIVE ANALYSIS

Category	Minus	0-9	10-19	20-29	30-39	40-49	50-59	60-69	70-79	80-89	90-99
Opponent TD	0	0	1	0	2	1	2	2	0	2	0
Opponent FG	0	1	0	1	0	6	4	2	1	0	1

Longest Drives:

Plays: 18 vs. Michigan St. (Oct. 20)

Yards: 90 vs. Michigan St. (Oct. 20)

Time of Possession: 7:49 vs. Michigan St. (Oct. 20)

2012 MICHIGAN BIG PLAYS

2012 MICHIGAN 20+-YARD PLAYS FROM SCRIMMAGE

79 - Run - Denard Robinson vs. Air Force (Sept. 8)

71 - Rec. - Jeremy Gallon from Denard Robinson vs. Alabama (Sept. 1)

71 - Rec. - Jeremy Gallon from Denard Robinson vs. Illinois (Oct. 13)

66 - Rec. - Drew Dileo from Denard Robinson vs. UMass (Sept. 15)

63 - Run - Thomas Rawls vs. Illinois (Oct. 13)

59 - Run - Denard Robinson at Purdue (Oct. 6)

58 - Run - Denard Robinson vs. Air Force (Sept. 8)

49 - Run Denard Robinson vs. Illinois (Oct. 13)

46 - Run - Denard Robinson at Purdue (Oct. 6)

44 - Rec. - Devin Gardner from Denard Robinson vs. Alabama (Sept. 1)

44 - Run - Denard Robinson vs. Michigan St. (Oct. 20)

42 - Rec. - Devin Gardner from Denard Robinson vs. UMass (Sept. 15)

38 - Run - Denard Robinson at Purdue (Oct. 6)

38 - Run - Fitzgerald Toussaint vs. Michigan St. (Oct. 20)

36 - Run - Denard Robinson vs. UMass (Sept. 15)

35 - Rec. - Drew Dileo from Denard Robinson vs. Michigan St. (Oct. 20)

33 - Rec. Roy Roundtree from Denard Robinson vs. Illinois (Oct. 13)

33 - Run - Denard Robinson vs. Illinois (Oct. 13)

31 - Run - Fitzgerald Toussaint at Notre Dame (Sept. 22)

30 - Rec. - Devin Funchess from Denard Robinson vs. Air Force (Sept. 8)

29 - Rec. - Devin Funchess from Denard Robinson vs. Air Force (Sept. 8)

28 - Rec. - Jeremy Gallon from Denard Robinson at Purdue (Oct. 6)

26 - Rec. - Devin Funchess from Denard Robinson vs. Air Force (Sept. 8)

26 - Rec. - Devin Funchess from Denard Robinson vs. UMass (Sept. 15)

24 - Run - Denard Robinson vs. UMass (Sept. 15)

24 - Run - Justice Hayes vs. Illinois (Oct. 13)

23 - Rec. - Devin Gardner from Denard Robinson at Purdue (Oct. 6)

22 - Run - Vincent Smith vs. Alabama (Sept. 1)

22 - Rec. - Drew Dileo from Denard Robinson vs. Michigan St. (Oct. 20)

22 - Rec. - Jeremy Gallon vs. Michigan St. (Oct. 20)

21 - Rec. - Devin Funchess from Denard Robinson vs. Air Force (Sept. 8)

20 - Rec. - Drew Dileo from Denard Robinson vs. Alabama (Sept. 1)

20 - Rec. Devin Gardner from Denard Robinson vs. Air Force (Sept. 8)

20 - Run - Denard Robinson at Notre Dame (Sept. 22)

20 - Rec. - Jerald Robinson from Denard Robinson at Notre Dame (Sept. 22)

20 - Rec. - Drew Dileo from Denard Robinson vs. Michigan St. (Oct. 20)

20+-yard Receptions - 20 (5, Devin Funchess; 5, Drew Dileo; 4, Devin Gardner; 4, Jeremy Gallon, 1 Jerald Robinson, 1 Roy Roundtree)

20+-yard Runs - 16 (11, Denard Robinson, 2 Fitzgerald Toussaint, 1 Justice Hayes, 1 Thomas Rawls, 1, Vincent Smith)

Bold indicates a TOUCHDOWN

MICHIGAN WEEK-BY-WEEK LEADERS

Opponent	Rushes	Rushing Yards	Receptions	Receiving Yards	Tackles	TFLs	Sacks
vs. Alabama	13, V. Smith	33, V. Smith	4, Gallon	107, Gallon	9, T. Gordon	1.5, Brink	1.0, Campbell
Air Force	20, D. Robinson	218, D. Robinson	5, Gardner	106, Funchess	11, Ryan	2.0, Clark	--
UMass	15, Toussaint	106, D. Robinson	3, Dileo/Gallon	91, Dileo	7, Hawthorne	2.0, Black	1.0, Bolden
at Notre Dame	26, D. Robinson	90, D. Robinson	3, Gardner/Gallon/ Roundtree	40, Gardner	7, Kovacs/Morgan	1.0, Kovacs	--
at Purdue	24, D. Robinson	235, D. Robinson	3, Gallon	37, Gallon	6, Demens/Ryan/ Morgan	2.0, Ryan/Morgan	1.0, Ryan/Roh
Illinois	18, Toussaint	128, D. Robinson	1, 9 Players	71, Gallon	11, Ryan	3.5, Ryan	1.5, Ryan
Michigan St. at Nebraska at Minnesota Northwestern Iowa at Ohio State	20, D. Robinson	96, D. Robinson	4, Dileo	92, Dileo	11, Morgan	1.0, Ryan	1.0, Ryan

TURNOVER CHART

MICHIGAN (FORCED 11)

How obtained	Qtr	Player	Plays/Yards	First Downs	Conclusion
Alabama (1)					
Fumble	2	Gordon Force, Taylor Rec.			End of Half
Air Force (0)					
UMass (1)					
Fumble	4	Gyarmati	5/22	2	Touchdown (Hayes 1-yd rush)
Notre Dame (2)					
Interception	1	Golson by Taylor	4/-15	0	Missed field goal
Interception	2	Golson by T. Gordon	4/14	1	Interception
Purdue (4)					
Interception	2	TerBush by Taylor			63-yd interception touchdown return
Fumble	2	Hollowell	4/-1	0	Missed field goal
Interception	4	Marve by T. Gordon	6/17	1	Gibbons 27-yd field goal
Fumble	4	J. Wilson	2/-3	0	End of Game
Illinois (2)					
Interception	3	O'Toole by Demens	4/27	2	Touchdown (Funchess 8-yd catch from D. Robinson)
Fumble	3	Ryan Force, Ojemudia Rec.	2/6	1	Touchdown (Toussaint 2-yd rush)
Michigan St. (1)					
Interception	3	Maxwell by Kovacs	10/54	3	Gibbons 21-yd field goal

OPPONENT (FORCED 14)

How obtained	Qtr	Player	Plays/Yards	First Downs	Conclusion
Alabama (3)					
Interception	1	Robinson by Milliner	3/17	1	Touchdown
Interception	2	Robinson by Mosley			16 yd interception touchdown return
Interception	4	Bellomy by Lee	2/3	0	End of Game
Air Force (1)					
Interception	2	Robinson by Kusan	11/55	3	Touchdown
UMass (1)					
Interception	2	Robinson by Birt			32 yd interception touchdown return
Notre Dame (6)					
Interception	1	Smith by Baratti	5/18	1	Punt
Interception	2	Robinson by Te'o	4/1	0	33-yd field goal
Interception	2	Robinson by Jackson	4/29	2	Interception (by Gordon)
Interception	2	Robinson by Te'o	8/48	3	2-yd touchdown
Interception	2	Robinson by Russell	0/0		End of Half
Fumble	3	Robinson by Spond	4/21	1	Punt
Purdue (1)					
Fumble	2	Robinson by Gaston	7/36	3	4-yd touchdown
Illinois (1)					
Fumble	4	Bellomy by Monheim	4/(-2)	0	Punt
Michigan St. (1)					
Interception	3	Robinson by Bullough	0/0		End of Half