



# 2012 MICHIGAN FOOTBALL



HAIL TO THE VICTORS VALIANT HAIL TO THE CONQUERING HEROES

11 NATIONAL TITLES

41 BOWL GAME APPEARANCES

42 BIG TEN TITLES

133 YEARS OF MICHIGAN FOOTBALL

ATHLETIC MEDIA RELATIONS • 1100 SOUTH STATE STREET • ANN ARBOR, MICHIGAN • OFFICE (734) 763-4423 • FAX (734) 647-1188 • MGOBLUE.COM

## DID YOU KNOW?

- Michigan leads the all-time series vs. Michigan State 67-32-5.
- The winner of 39 of the past 42 matchups between U-M and MSU has won the rushing battle.
- U-M seeks its 900th all-time victory.
- Michigan has won 11 straight home games.
- QB Denard Robinson is 4th in Michigan history with 49 TD passes and tied for 3rd with 41 TD runs. Robinson ranks 4th in school history in passing yards (6,032) and 5th in rushing yards (4,033).
- Robinson ranks first in U-M history in career total offensive yardage (10,065), surpassing previous record holder Chad Henne (9,400, 2004-07).
- Robinson has broken off a 20+ yard run 40 times in his career.
- Robinson is the first player in FBS history to have at least 200 yards rushing and 200 passing in three career games, according to the NCAA record book.
- Robinson owns the top eight single-game total offense totals in U-M history.
- Strong safety Jordan Kovacs needs one tackle to become only the 15th player in U-M history to record 300 career tackles.
- Punter Will Hagerup leads the nation in average yards per punt (49.2).
- U-M is 15-0 under head coach Brady Hoke when scoring 20 or more points. The Wolverines are 0-4 under Hoke when scoring less than 20 points.

## TABLE OF CONTENTS

Game Day Information.....1  
 Quick Facts.....2-3  
 Tale of the Tape.....4  
 National Polls.....9  
 U-M Record When ..... 10  
 Game Notes.....4-13  
 Starting Lineups ..... 14  
 Depth Chart.....15  
 Rosters.....16-19  
 Brady Hoke .....20-21  
 Coaching and Support Staff..... 21  
 Individual Career Bests.....22-23  
 Michigan Stadium..... 25  
 Game Recaps .....26-30

## FOLLOW THE WOLVERINES ON ...

**Twitter**  
twitter.com/umichfootball

**Facebook**  
Search Michigan Football

**iTunes**  
Search MGoBlue

## Michigan State Spartans (4-3, 1-2 Big Ten Conference) vs. #23/25 Michigan Wolverines (4-2, 2-0 Big Ten Conference)

**GAME 7: Saturday, October 20, 2012 • 3:30 P.M. ET**  
**Michigan Stadium (109,901), Ann Arbor, Mich.**



**Series vs. Michigan State:** 67-32-5  
**Last Meeting vs. Michigan State:**  
 Michigan State 28, U-M 14 (Oct. 15, 2011)  
**Television:** BTN  
**Radio:** Michigan IMG Sports Network  
**Live Stats:** MGoBlue.com



## GAMEDAY QUICK HITS

**TELEVISION COVERAGE**  
 BTN  
 Play-by-Play - Matt Devlin  
 Color Analyst - Glen Mason  
 Sideline Reports - J Leman

### RADIO COVERAGE

The Michigan Football Radio Network is comprised of 41 affiliates in addition to Armed Services Radio and SiriusXM (channel 85). Frank Beckmann handles play-by-play with Jim Brandstatter serving as the color analyst. Doug Karsch provides sideline reports.

### WOLVERINES AND THE SPARTANS

Michigan leads the all-time series with Michigan State 67-32-5. U-M is 30-12 since 1970 and 6-4 in the last 10 meetings, dropping four straight (2008-11) after winning six straight from 2002-07. Saturday's battle will mark the 60th meeting for the Paul Bunyan Trophy in the rivalry.

### ROBINSON CONTINUES TO CLIMB ALL-TIME LISTS

Denard Robinson continues to move up the NCAA, Big Ten and Michigan record books. After posting two rushing touchdowns against Illinois, Robinson became the eighth player in NCAA history to rush for 40 touchdowns and pass for 40 touchdowns in his career. With 287 yards of total offense against the Fighting Illini, Robinson became only the eighth player in Big Ten history to post at least 10,000 yards in his career. He ranks first in U-M history in career total offensive yardage (10,065) after surpassing previous record holder Chad Henne (9,400, 2004-07) at Notre Dame on Sept. 22. Last week against Illinois, Robinson also moved to third among U-M's all-time leaders in career rushing touchdowns with 41, and moved into fourth place among U-M all-time leaders in passing touchdowns with 49.

Robinson (4,033 yards) set the Big Ten career quarterback rushing mark against Purdue on Oct. 6, eclipsing the previous mark set by Indiana's Antwaan Randle El (3,895 yards, 1998-01). Heading into this week's game with Michigan State, Robinson needs 79 rushing yards to reach the third spot on the NCAA's list of all-time leaders in rushing yards by a quarterback, currently held by Nevada's Colin Kaepernick (4,112, 2007-10). Former West Virginia signal caller Pat White holds the NCAA record for career rushing yards by a QB (4,480, 2005-08).

## 2012 SCHEDULE AND RESULTS

DATE	RANK	OPPONENT	RESULT	TIME	TV	ATTEND.
Sept. 1	8/2	vs. Alabama#	L, 14-41	8:12 p.m.	ABC	90,413
<b>Sept. 8</b>	<b>19 / -</b>	<b>AIR FORCE</b>	<b>W, 31-25</b>	<b>3:35 p.m.</b>	<b>ABC</b>	<b>112,522</b>
<b>Sept. 15</b>	<b>17 / -</b>	<b>MASSACHUSETTS</b>	<b>W, 63-13</b>	<b>3:42 p.m.</b>	<b>BTN</b>	<b>110,708</b>
Sept. 22	18/11	at Notre Dame	L, 6-13	7:39 p.m.	NBC	80,795
Oct. 6	- / -	at Purdue*	W, 44-13	4:00 p.m.	BTN	50,105
<b>Oct. 13</b>	<b>25 / -</b>	<b>ILLINOIS*</b>	<b>W, 45-0</b>	<b>3:35 p.m.</b>	<b>ABC</b>	<b>110,922</b>
<b>Oct. 20</b>	<b>23 / -</b>	<b>MICHIGAN STATE*</b>		<b>3:30 p.m.</b>	<b>BTN</b>	
Oct. 27	- / -	at Nebraska*		8:00 p.m.		
Nov. 3	- / -	at Minnesota*		TBA		
<b>Nov. 10</b>	<b>- / -</b>	<b>NORTHWESTERN*</b>		TBA		
<b>Nov. 17</b>	<b>- / -</b>	<b>IOWA *</b>		TBA		
Nov. 24	- / -	at Ohio State *		12:00 p.m.	ABC	

#Cowboys Classic (Arlington, Texas)

All Times Eastern

\* Big Ten Games

Home Games Bold at Michigan Stadium

Rank (U-M / Opponent) from the Associated Press Top 25 Poll

# MICHIGAN FOOTBALL QUICK FACTS

## MEDIA RELATIONS

**Phone:** (734) 763-4423  
**Fax:** (734) 647-1188  
**Internet Site:** MGoBlue.com

**Mailing Address:**  
 Public and Media Relations  
 University of Michigan  
 1100 S. State St.  
 Ann Arbor, MI 48109-2201

**ASSOCIATE A.D.**  
 David Ablauf (dablauf@umich.edu)

**FOOTBALL**  
 Justin Dickens (dickensj@umich.edu)

**SECONDARY FOOTBALL/MEN'S TENNIS**  
 Zach Eisendrath (zeisen@umich.edu)

**PUBLICATIONS**  
 Barb Cossman (bcossman@umich.edu)

**MEN'S BASKETBALL/MEN'S AND WOMEN'S GOLF**  
 Tom Wywrot (twywrot@umich.edu)

**WRESTLING/WATER POLO/FIELD HOCKEY**  
 Leah Howard (lchoward@umich.edu)

**WOMEN'S SWIMMING AND DIVING/ SOFTBALL**  
 TBA

**VOLLEYBALL/BASEBALL**  
 Kent Reichert (kereiche@umich.edu)

**WOMEN'S SOCCER/WOMEN'S GYMNASTICS/MEN'S SWIMMING AND DIVING**  
 Brad Rudner (brudner@umich.edu)

**ICE HOCKEY/WOMEN'S ROWING**  
 Rob Tillotson (rtillot@umich.edu)

**WOMEN'S BASKETBALL/WOMEN'S TENNIS**  
 Sarah VanMetre (vanmetre@umich.edu)

**MEN'S AND WOMEN'S TRACK AND FIELD AND CROSS COUNTRY/ WOMEN'S LACROSSE**  
 Whitney Dixon (whitdix@umich.edu)

**MEN'S SOCCER/MEN'S GYMNASTICS/MEN'S LACROSSE**  
 Scott Kempes (skempes@umich.edu)

**DIRECTOR OF INTERNET**  
 Jon Ripperger (ripp@umich.edu)

**INTERNET**  
 Matt Baumer (mbaumer@umich.edu)

**ADMINISTRATIVE ASSISTANT SENIOR**  
 Tara Preston (tlap@umich.edu)

**ADMINISTRATIVE ASSISTANT**  
 Joan Medrich (jmedrich@umich.edu)

## UNIVERSITY INFORMATION

**School:** University of Michigan  
**Location:** Ann Arbor, Mich.  
**Enrollment:** 41,942  
**Founded:** 1817  
**University President:** Mary Sue Coleman  
**Director of Athletics:** Dave Brandon  
**Nickname:** Wolverines  
**Colors:** Maize and Blue  
**Band:** Michigan Marching Band  
**Fight Song:** The Victors  
**Conference:** Big Ten

## FOOTBALL INFORMATION

**First Year of Varsity Status:** 1879  
**All-Time Record:** 899-312-36 (133rd season)  
**All-Time Big Ten Record:** 475-186-18 (106th season)  
**National Titles:** 11  
**Big Ten Championships:** 42  
**Bowl Games (Record):** 41 (20-21)  
**Consensus All-Americans:** 78  
**First-Team All-Big Ten Selections:** 393

## MICHIGAN STADIUM

**Completed:** 1927 (86th season)  
**Stadium Capacity:** 109,901  
**Surface:** FieldTurf (artificial)  
**Largest Crowd (Opp., Year):** 114,804 (Notre Dame, 2011)  
**Record at Michigan Stadium:** 395-120-15  
**Consecutive 100,000-plus Crowds:** 241 (Nov. 8, 1975 to current)

## 2012 SEASON IN REVIEW

**Overall Record:** 4-2 (.667)  
**Big Ten Record:** 2-0 (1.000)  
**Home:** 3-0 / **Away:** 1-1 / **Neutral:** 0-1

## MICHIGAN HEAD COACHES

Brady Hoke .....	2011-present .....	15-4 .....	(.789)
Rich Rodriguez .....	2008-10 .....	15-22 .....	(.405)
Lloyd Carr .....	1995-2007 .....	122-40 .....	(.753)
Gary Moeller .....	1990-94 .....	44-13-3 .....	(.758)
Bo Schembechler .....	1969-89 .....	194-48-5 .....	(.796)
Bump Elliott .....	1959-68 .....	51-42-2 .....	(.547)
Bennie Oosterbaan .....	1948-58 .....	63-33-4 .....	(.650)
Fritz Crisler .....	1938-47 .....	71-16-3 .....	(.806)
Harry Kipke .....	1929-37 .....	46-26-4 .....	(.632)
Tad Wieman .....	1927-28 .....	9-6-1 .....	(.594)
George Little .....	1924 .....	6-2 .....	(.750)
Fielding Yost .....	1901-23, 1925-26 .....	165-29-10 .....	(.833)
Biff Lea .....	1900 .....	7-2-1 .....	(.750)
Gustave Ferbert .....	1897-99 .....	24-3-1 .....	(.875)
William Ward .....	1896 .....	9-1 .....	(.900)
William McCauley .....	1894-95 .....	17-2-1 .....	(.875)
Frank Barbour .....	1892-93 .....	14-8 .....	(.636)
M. Murphy/F. Crawford .....	1891 .....	4-5 .....	(.444)

## FOOTBALL HISTORY

First Year of Football .....1879  
 All-Time Record .....899-312-36 (.735)  
 All-Time Conference Record .....475-186-18 (.713)  
 All-Time Bowl Record .....20-21 (.488)

National Championships ..... 11  
 1901, 1902, 1903, 1904, 1918, 1923, 1932, 1933, 1947, 1948, 1997

Conference Championships ..... 42  
 1898, 1901, 1902, 1903, 1904, 1906, 1918, 1922, 1923, 1925, 1926, 1930, 1931, 1932, 1933, 1943, 1947, 1948, 1949, 1950, 1964, 1969, 1971, 1972, 1973, 1974, 1976, 1977, 1978, 1980, 1982, 1986, 1988, 1989, 1990, 1991, 1992, 1997, 1998, 2000, 2003, 2004

Bowl Appearances ..... 41  
 1901, 1947, 1950, 1964, 1969, 1971, 1975, 1976, 1977, 1978, 1979, 1980, 1981, 1982, 1983, 1984, 1985, 1986, 1987, 1988, 1989, 1990, 1991, 1992, 1993, 1994, 1995, 1996, 1997, 1998, 1999, 2000, 2001, 2002, 2003, 2004, 2005, 2006, 2007, 2010, 2011

Undefeated Seasons ..... 23  
 1879, 1880, 1884, 1885, 1886, 1887, 1898, 1901, 1902, 1903, 1904, 1910, 1918, 1922, 1923, 1930, 1932, 1933, 1947, 1948, 1973, 1992, 1997

10+ Win Seasons..... 26  
 1898, 1901, 1902, 1903, 1904, 1905, 1947, 1971, 1972, 1973, 1974, 1976, 1977, 1978, 1980, 1985, 1986, 1989, 1991, 1997, 1998, 1999, 2002, 2003, 2006, 2011

Most Consecutive Wins ..... 29 (Sept. 28, 1901 – Oct. 31, 1903)  
 All-Time Points Scored ..... 31,060  
 First-Team All-Americans ..... 125 (78 consensus)  
 First-Team All-Big Ten Players..... 393 (No. 1 in the Big Ten)  
 Heisman Trophy Winners..... 3 (1941, 1991, 1997)  
 Years with U-M Player in Heisman Top 10..... 26  
 National Award Winners ..... 11  
 College Football Hall of Fame Members..... 36  
 All-Time NFL Draft Picks ..... 337 (two No. 1 picks)  
 All-Time First Round Picks ..... 50  
 Michigan on TV ..... 437 Games; 286-143-8 (No. 1 nationally)  
 First TV Game ..... U-M 55, MSU 0 (Sept. 27, 1947 on WWJ-TV)

## MICHIGAN FOOTBALL BY DECADE

2010s.....	22-10 (.688)
2000s.....	81-43-0 (.653)
1990s.....	93-26-3 (.775)
1980s.....	90-29-2 (.752)
1970s.....	96-16-3 (.848)
1960s.....	55-40-0 (.579)
1950s.....	52-36-3 (.588)
1940s.....	74-15-3 (.821)
1930s.....	53-26-4 (.663)
1920s.....	58-16-4 (.769)
1910s.....	52-18-6 (.723)
1900s.....	82-8-3 (.898)
1890s.....	72-20-2 (.777)
1880s (no games in 1882) .....	18-9-0 (.667)
1879.....	1-0-1 (.750)

**Overall ..... 899-312-36 (.735)**

## WEEKLY MEDIA AVAILABILITIES

MONDAY	TUESDAY	WEDNESDAY
<p>12:30 P.M. - Head Coach Brady Hoke Press Conference at Junge Family Champions Center</p> <p>1 P.M. - Players' Press Conference at Junge Family Champions Center:</p> <p style="text-align: center;"><b>PLAYERS:</b> Will Campbell Jordan Kovacs Denard Robinson Roy Roundtree</p>	<p>12:00-12:10 P.M. - Head Coach Brady Hoke Big Ten Teleconference Call</p> <p>12:15 - 12:30 P.M. - Greg Mattison Press Conference in Schembechler Hall</p> <p>12:30 - 12:45 P.M. - Al Borges Press Conference in Schembechler Hall</p> <p>6:00 P.M. - Players available in interview area (Kenny Demens, Thomas Gordon, Patrick Omameh and Craig Roh)</p>	<p>11:30 A.M. - Players available in interview area (J.T. Floyd and Elliott Mealer)</p> <p>12:00 P.M. - Head Coach Brady Hoke available in the interview area</p> <p>*All interview requests should be directed to the University of Michigan Public and Media Relations office.</p>

### BIG TEN TELECONFERENCE

The Big Ten Teleconferences run throughout the season on a weekly basis, starting Tuesday, Aug. 28. Head coach Brady Hoke will participate on the conference call at 12 p.m. Eastern (11 a.m. Central). The media call-in number can be obtained by calling the Big Ten Conference.

Following is the coaches teleconference lineup:

Time	Coach
<b>LEGENDS DIVISION</b>	
12:00	Brady Hoke, Michigan
12:10	Pat Fitzgerald, Northwestern
12:20	Bo Pelini, Nebraska
12:30	Mark Dantonio, Michigan State
12:40	Kirk Ferentz, Iowa
12:50	Jerry Kill, Minnesota
<b>LEADERS DIVISION</b>	
1:00	Tim Beckman, Illinois
1:10	Danny Hope, Purdue
1:20	Bill O'Brien, Penn State
1:30	Bret Bielema, Wisconsin
1:40	Urban Meyer, Ohio State
1:50	Kevin Wilson, Indiana

### MICHIGAN RADIO NETWORK

In its 10th season as a division of IMG College, the Michigan Sports Network represents one of the largest and most-listened to college sports network in the Midwest. Anchored by WWJ-AM (950) in Detroit, the Michigan IMG Radio Network is comprised of 42 affiliate stations in Michigan and Ohio during football season. In addition, U-M football can also be heard on American Armed Forces Radio and is also available on Sirius/XM. Frank Beckmann (play-by-play) and Jim Brandstatter (color) bring the action to you from the booth, with Doug Karsch providing sideline reports and analysis. Following is a list of radio affiliates:

City	Station	Dial Pos.
Alma	WQBX	104.9 FM
Alpena	WATZ	1450 AM
Ann Arbor	WTKA	1050 AM
Battle Creek	WBXX	104.9 FM
Benton Harbor	WSJM	1400 AM
Benton Harbor	WSJM	94.9 FM
Big Rapids	WBRN	1460 AM
Big Rapids	WBRN	107.7 FM
Cadillac	WKAD	93.7 FM
Cassopolis	WGTO	910 AM
Charlevoix	WMKT	1270 AM
Charlevoix	WMKT	102.3 FM
Cleveland, Ohio	WHKW	1220 AM
Detroit	WWJ	950 AM
Escanaba	WDBC	680 AM
Flint	WTRX	1330 AM
Grand Haven	WGHN	1370 AM
Grand Rapids	WOOD	1300 AM
Ishpeming	WIAN	1240 AM
Jackson	WKHM	970 AM
Kalamazoo	WQLR	1660 AM
Lansing	WQTX	92.1 FM
Ludington	WKZC	94.9 FM
Marine City	WHLX	1590 AM
Marquette	WDMJ	1320 AM
Muskegon	WOOD	106.9 FM
Newberry	WNBW	1450 AM
Niles	WNIL	1290 AM
Oscoda	WWTH	100.7 FM
Petoskey	WMBN	1340 AM
Port Huron	WHLS	1450 AM
Reed City	WBRN	95.1 FM
Rogers City	WHAK	980 AM
Rogers City	WHAK	99.9 FM
Saginaw	WSGW	790 AM
Saginaw	WSGW	100.5 FM
Sault Ste. Marie	WKNW	1400 AM
Sturgis	WBET	1230 AM
Toledo	WXKR	100.7 FM
Traverse City	WTCM	580 AM
Warren/Youngstown, Ohio	WHKZ	1440 AM

*U-M football can also be heard on American Armed Forces Radio and is also available on Sirius Satellite Radio.*

## INSIDE MICHIGAN FOOTBALL TV SHOW

Inside Michigan Football presented by PNC Bank is a joint venture between the University of Michigan Athletic Department and IMG College. The weekly football show returns for a fifth season with the first episode on Monday, Aug. 27 at 6:30 p.m., on Fox Sports Detroit. Hosted by Jim Brandstatter, the half-hour show will feature analysis from head coach Brady Hoke and be packed with highlights and behind-the-scenes features on Michigan football.

Inside Michigan Football will broadcast throughout the season, airing every Monday (start time varies from 5:30-6:30 p.m.) on FSN Detroit, with re-airs throughout the week.

Beginning this season, Inside Michigan Football will be available to fans on the Big Ten Digital Network. The show will be available on MGoBlue.com immediately following its airing on FSD.

## INSIDE MICHIGAN FOOTBALL RADIO SHOW

Head Coach Brady Hoke will appear each week on the Inside Michigan Football Radio Show. The hour-long show originates on WXYT Radio every Wednesday evening at 7 p.m., with Jim Brandstatter hosting the show. The show is broadcast live from Pizza House (PizzaHouse.com) located at 618 Church Street in Ann Arbor. Following are the stations covering the show:

City	Station	Dial Pos.
Alma	WFYC	1280 AM
Alpena	WATZ	1450 AM
Ann Arbor	WTKA	1050 AM
Battle Creek	WBCK	930 AM
Benton Harbor	WSJM	1400 AM
Benton Harbor	WSJM	94.9 FM
Big Rapids	WBRN	1460 AM
Big Rapids	WBRN	107.7 FM
Cadillac	WKAD	93.7 FM
Cassopolis	WGTO	910 AM
Charlevoix	WMKT	1270 AM
Charlevoix	WMKT	102.3 FM
Detroit	WXYT	1270 AM
Flint	WTRX	1330 AM
Kalamazoo	WQLR	1660 AM
Ludington	WKZC	94.9 FM
Niles	WNIL	1290 AM
Petoskey	WMBN	1340 AM
Reed City	WBRN	95.1 FM
Saginaw	WSGW	790 AM
Sault Ste. Marie	WKNW	1400 AM
Sturgis	WBET	1230 AM
Toledo, Ohio	WXKR	100.7 FM
Traverse City	WTCM	580 AM

### MGOBLUE.COM





## TALE OF THE TAPE

### 2012 STATISTICS

#### OFFENSE

Michigan	Category	Michigan State
33.8	Scoring	21.0
418.5	Total Yards	380.3
232.5	Rushing Offense	144.0
186.0	Passing Offense	236.3
131.2	Pass Efficiency	111.7
116	First Downs	140
52%	3rd-Down Conv.	37%
75%	4th-Down Conv.	62%
5-38	Sacks Allowed	10-58
58%	Red Zone Offense (TD Eff.)	57%
88%	Red Zone Offense (Scoring Eff.)	87%
11.6	Punt Returns	7.2
22.5	Kick Returns	22.3
42.2	Avg. Punting	42.8
36.7	Net Punting	38.7
7-of-9	Field Goals	14-of-19
32-290	Penalties	41-422
-3	Turnover Margin	+2
30:59	Time Of Possession	33:41

### 2012 STATISTICS

#### DEFENSE

Michigan	Category	Michigan State
17.5	Scoring	15.7
282.2	Total Yards	270.1
148.2	Rushing Offense	91.3
134.0	Passing Offense	178.9
103.2	Pass Efficiency	103.0
97	First Downs	104
35%	3rd-Down Conv. Allowed	28%
33%	4th-Down Conv. Allowed	22%
8-75	Sacks By	6-43
47%	Red Zone Defense (TD Eff.)	38%
82%	Red Zone Defense (Scoring Eff.)	88%
5.4	Punt Returns	7.4
22.3	Kick Returns	26.2
42.9	Avg. Punting	42.3
40.2	Net Punting	39.5
9-of-13	Field Goals Against	11-of-11
35-283	Penalties	30-267
29:01	Opponent Time Of Possession	26:19

### MICHIGAN VS. MICHIGAN STATE

#### MICHIGAN LEADS ALL-TIME SERIES 67-32-5

H: 48-20-3 / A: 19-12-2 / N: 0-0

YEAR	W/L	SCORE	SITE	RANK
1892	L	8-10	I	
1898	W	39-0	H	
1902	W	119-0	H	
1907	W	46-0	H	
1908	T	0-0	A	
1910	W	6-3	H	
1911	W	15-3	A	
1912	W	55-7	H	
1913	L	7-12	H	
1914	W	3-0	A	
1915	L	0-24	H	
1916	W	9-0	H	
1917	W	27-0	H	
1918	W	21-6	H	
1919	W	26-0	H	
1920	W	35-0	H	
1921	W	30-0	H	
1922	W	63-0	H	
1923	W	37-0	H	
1924	W	7-0	A	
1925	W	39-0	H	
1926	W	55-3	H	
1927	W	21-0	H	
1928	W	3-0	H	
1929	W	17-0	H	
1930	T	0-0	H	
1931	T	0-0	H	
1932	W	26-0	H	
1933	W	20-6	H	
1934	L	0-16	H	
1935	L	6-25	H	
1936	L	7-21	H	
1937	L	14-19	H	
1938	W	14-0	H	
1939	W	26-13	H	
1940	W	21-14	H	
1941	W	19-7	H	
1942	W	20-0	H	
1945	W	40-0	H	
1946	W	55-7	H	11/-
1947	W	55-0	H	
1948	W	13-7	A	
1949	W	7-3	H	
1950	L	7-14	H	3/19
1951	L	0-25	H	17/2
1952	L	13-27	H	-/1
1953	L	6-14	A	-/4
1954	W	33-7	H	
1955	W	14-7	H	2/-
1956	L	0-9	H	5/2
1957	L	6-35	H	6/2
1958	T	12-12	A	16/4
1959	L	8-34	H	
1960	L	17-24	A	
1961	L	0-28	H	6/5
1962	L	0-28	A	
1963	T	7-7	H	
1964	W	17-10	A	7/t-9
1965	L	7-24	H	-/5
1966	L	7-20	A	-/1
1967	L	0-34	H	
1968	W	28-14	H	-/12
1969	L	12-23	A	13/-
1970	W	34-20	H	6/-
1971	W	24-13	A	2/-
1972	W	10-0	H	5/-
1973	W	31-0	A	5/-
1974	W	21-7	H	4/-
1975	W	16-6	A	8/15
1976	W	42-10	H	1/-
1977	W	24-14	A	3/-
1978	L	15-24	H	5/-
1979	W	21-7	A	11/16
1980	W	27-23	H	
1981	W	38-20	A	6/-

1982	W	31-17	H	
1983	W	42-0	A	14/-
1984	L	7-19	H	13/-
1985	W	31-0	A	3/-
1986	W	27-6	H	4/-
1987	L	11-17	A	12/-
1988	W	17-3	H	17/-
1989	W	10-7	A	5/21
1990	L	27-28	H	1/-
1991	W	45-28	A	5/-
1992	W	35-10	H	3/-
1993	L	7-17	A	9/-
1994	W	40-20	H	7/-
1995	L	25-28	A	7/-
1996	W	45-29	H	9/-
1997	W	23-7	A	5/15
1998	W	29-17	H	
1999	L	31-34	A	3/11
2000	W	14-0	H	16/-
2001	L	24-26	A	6/-
2002	W	49-3	H	15/-
2003	W	27-20	A	11/9
2004	W-3OT	45-37	H	12/-
2005	W-OT	34-31	A	-/11
2006	W	31-13	H	6/-
2007	W	28-24	A	15/-
2008	L	21-35	H	
2009	L-OT	20-26	A	22/-
2010	L	17-34	H	18/17
2011	L	14-28	A	11/23

### MICHIGAN-MICHIGAN STATE SERIES INFORMATION

Series Record: 67-32-5

Michigan Points: 2,317

Michigan State Points: 1,300

Record at Ann Arbor: Michigan leads 48-20-3

Record at Michigan Stadium: Michigan leads 33-18-3

Record at Michigan State: Michigan leads 19-12-2

Record at Spartan Stadium: Michigan leads 17-21-1

Games decided by 3 pts. or Less: Michigan leads 5-3-5

Games decided by 7 pts. or Less: Michigan leads 13-9-5

Longest Michigan Winning Streak: 14 (1916-29)

Longest Michigan Losing Streak: 4 (1934-37, 1950-53, 1959-62, 2008-11)

Current Michigan Streak: Lost 4

Last 10 Games: Michigan leads 6-4

Biggest Michigan Win: 119-0 (1902)

Biggest Michigan Loss: 0-34 (1967)

Last Michigan Home Win: 2006 (U-M is 0-2 since)

Last Michigan Road Win: 2007 (U-M is 0-2 since)

Last Michigan State Home Win: 2011 (Last game)

Last Michigan State Road Win: 2010 (Last game)

### THE PAUL BUNYAN TROPHY

The annual Michigan-Michigan State game gives the winner state bragging rights, an inside track to a bowl game, and last, but certainly not least, ownership of the mammoth Paul Bunyan Trophy. The four-foot wooden statue, donated by then-Governor G. Mennen Williams in 1953, portrays the legendary figure astride an axe with feet planted on a map of the state of Michigan. Two flags—one with the Michigan 'M' and the other with the Michigan State 'S'—are planted on either side of Bunyan.

Since the battle for the trophy began in 1953 with Michigan State's inception into the Big Ten Conference, Michigan holds a 34-23 edge with two ties. Since 1970, Michigan has won 30 of the 42 games played between the two schools,

including a 6-4 edge in the last 10 meetings.

The first game for the Paul Bunyan Trophy was a disputed one for the Wolverines, who said before the Michigan State game that they would refuse the trophy if they won. There was no problem, however, as Michigan State won the initial contest, 14-6, in East Lansing. In 1954, Michigan was glad to take the trophy back when it defeated Michigan State, 33-7, in Ann Arbor.

**Paul Bunyan Trophy Records:**

Overall Record: Michigan Leads 34-23-2

Most Consecutive Wins: ..... Michigan 8 (1970-77)

.....Michigan St. 4 (1959-62), 2008-11)

Most Points Scored: ..... Michigan 49 (2002)

..... Michigan St. 37 (2004)

**THE LAST TIME VS. MICHIGAN STATE ...**

• A late Spartan interception for a score thwarted Michigan's fourth-quarter comeback in a 28-14 loss at Michigan State on Saturday, Oct. 15, 2011 at Spartan Stadium, which saw gusts of wind 40-50 miles per hour throughout the game. MSU pressured the U-M quarterbacks throughout the afternoon as the Maize and Blue surrendered seven sacks and punted the ball seven times.

**BRADY HOKE AGAINST MICHIGAN STATE**

• Saturday will mark Brady Hoke's second contest against Michigan State as a head coach. In his first season at the helm of U-M, Hoke and the Wolverines fell at Michigan State, 28-14, at Spartan Stadium.

**LAST WEEK ...**

Behind a stout defense that surrendered just 134 total yards and garnered its first shutout of the season, Michigan blanked Illinois, 45-0, on Saturday, Oct. 13 at Michigan Stadium on homecoming.

Junior/sophomore linebacker Jake Ryan tied a career high with 11 tackles, including 3.5 tackles-for-loss and 1.5 sacks. Fifth-year senior linebacker Kenny Demens also added eight tackles and his first career interception.

Michigan senior quarterback Denard Robinson connected on 7-of-11 passes for 159 yards and two scores while also adding 128 yards and two scores rushing -- the seventh career game that Robinson has tallied two scores both on the ground and through the air.

**GOING FOR WIN 900**

• The University of Michigan football team seeks the 900th win in the program's storied history when the Wolverines take on rival Michigan State on Saturday at Michigan Stadium.

• Michigan leads the nation in wins (899), followed by Texas (862) and Notre Dame (859). U-M's 899 victories are the most of any institution in all divisions of college football.

**WOLVERINES FACE TOUGH SCHEDULE IN 2012**

• Ten of Michigan's 12 2012 regular-season opponents received bowl bids in 2011, while compiling an 80-51 record (.611 winning percentage). The Wolverines face five of those opponents on the road, including three in prime-time (Alabama, at Notre Dame, at Nebraska).

**2012 CAPTAINS**

• The U-M football team elected two seniors, Jordan Kovacs (defense) and Denard Robinson (offense), as captains for the 133rd team in school history. The two players were selected in a vote of their teammates during fall camp.

**OFFENSIVE HIGHLIGHTS**

U-M has totaled over 200 yards rushing in four of its last five games, including a season-best 353 yards against Illinois (Oct. 13). Michigan also totaled 304 yards rushing against Purdue, 294 yards vs. Massachusetts and 214 yards vs. Air Force. The Wolverines also amassed 161 yards on the ground against Notre Dame.

Denard Robinson ranks first in the Big Ten and fourth in the nation in rushing, averaging 134.0 yards per game.

Robinson leads the Big Ten in total offense, averaging 317.5 yards per game in 2012. He is also averaging 15.96 yards per completion, which ranks second in the FBS.

**ROBINSON AMONG ACTIVE LEADERS**

In the process of climbing NCAA and Michigan all-time lists, senior quarterback Denard Robinson continues to rank near the top of many active career lists in the Football Bowl Subdivision.

**Career Total Touchdowns**

- 1. Landry Jones, Oklahoma 105
- 2. Matt Barkley, USC 102
- 3. Denard Robinson, Michigan 90
- 4. Aaron Murray, Georgia 80
- 5. Alex Carder, Western Michigan 79

**Career Rushing Touchdowns**

- 1. Montee Ball, Wisconsin 66
- 2. Collin Klein, Kansas State 43
- 3. Denard Robinson, Michigan 41
- 4. Marcus Lattimore, South Carolina 37
- Zach Line, SMU 37

**Career Yards Per Completion**

- 1. Denard Robinson, Michigan 14.82
- 2. Aaron Murray, Georgia 14.05
- 3. Tyler Bray, Tennessee 13.80
- 4. Tyler Wilson, Arkansas 13.71
- 5. Blaine Gautier, Louisiana-Lafayette 13.64

**Career Rushing Yards Gained**

- 1. Denard Robinson, Michigan 4,421
- 2. Montee Ball, Wisconsin 4,243
- 3. Robbie Rouse, Fresno State 4,093
- 4. Jonathan Franklin, UCLA 3,718
- 5. Stepfan Taylor, Stanford 3,533

**Career Net Rushing Yards**

- 1. Montee Ball, Wisconsin 4,126
- 2. Denard Robinson, Michigan 4,033
- 3. Robbie Rouse, Fresno State 3,945
- 4. Jonathan Franklin, UCLA 3,547
- 5. Zach Line, SMU 3,427

**40/40 CLUB**

• Senior quarterback Denard Robinson is one of only eight players in NCAA history to rush for 40 touchdowns and pass for 40 touchdowns in his career. Prior to Robinson, Nevada's Colin Kaepernick (2007-10) was the last player to accomplish the feat.

**RUSHED FOR 40 TDS AND PASSED FOR 40 TDS**

- Antwaan Randle El, Indiana (1998-01)
- Josh Harris, Bowling Green (2000-03)
- Brad Smith, Missouri (2002-05)
- Pat White, West Virginia (2005-08)
- Dan LeFevour, Central Michigan (2006-09)
- Tim Tebow, Florida (2006-09)
- Colin Kaepernick, Nevada (2007-10)

**Denard Robinson, Michigan (2009-present)**

**A LOOK AT THE WOLVERINES ...**

**STATISTICAL RANKINGS IN 2012**

**OFFENSE**

Category	Statistic	Big Ten	NCAA
Team, Points/Game	33.8	4th	37th
Team, Total Offense	418.5	4th	55th
Team, Rushing	232.5	3rd	17th
Team, Sacks Allowed	0.83 avg.	1st	T-13th
Team, 3rd Down Conv.	53%	1st	9th
Team, 4th Down Conv.	75%	2nd	T-13th
Team, Red Zone Offense	87.5%	5th	T-27th
D. Robinson, Rushing	134.0	1st	4th
D. Robinson, Total Off.	317.5	1st	14th
D. Robinson, Passing	183.5	6th	79th
D. Robinson, Yds/Comp.	15.96	1st	2nd
D. Gardner, TD Rec.	4	T-7th	T-45th

**DEFENSE**

Category	Statistic	Big Ten	NCAA
Team, Total Defense	283.0	2nd	10th
Team, Scoring Defense	17.5	4th	23rd
Team, Pass Defense	134.8	1st	3rd
Team, Pass Eff. Defense	103.5	3rd	14th
Team, Red Zone Defense	82.4%	8th	T-64th
T. Gordon, INT	2	T-3rd	T-47th
R. Taylor, INT	2	T-3rd	T-47th
J. Ryan, Tackles	7.0 avg.	14th	--
D. Morgan, Tackles	6.6 avg.	18th	--
J. Ryan, TFL	7.5	T-5th	--

**SPECIAL TEAMS**

Category	Statistic	Big Ten	NCAA
W. Hagerup, Punting Avg.	49.2	1st	1st
B. Gibbons, Scoring	7.7	11th	T-76th
B. Gibbons, Field Goals	1.17 avg.	T-5th	T-49th

**OFFENSE**

**Offensive Formation:** Pro Style

**Offensive Starters Returning/Lost:** 6/5

**Offensive Lettermen Returning/Lost:** 22/10

**RETURNING STARTERS FROM 2011**

Player	Pos.	Ht.	Wt.	Year/Elig.
Roy Roundtree	WR	6-0	177	5th Sr.
Taylor Lewan	LT	6-8	302	Sr./Jr.
Michael Schofield	LG	6-7	299	Sr./Jr.
Patrick Omahameh	RG	6-4	299	5th Sr.
Denard Robinson	QB	6-0	195	Sr.
Fitzgerald Toussaint	RB	5-10	195	Sr./Jr.

**DEFENSE**

**Defensive Formation:** 4-3

**Defensive Starters Returning/Lost:** 7/4

**Defensive Lettermen Returning/Lost:** 24/12

**RETURNING STARTERS FROM 2011**

Player	Pos.	Ht.	Wt.	Year/Elig.
Craig Roh	DE	6-5	269	Sr.
Jake Ryan	SLB	6-3	230	Jr./So.
Kenny Demens	MLB	6-1	248	5th Sr.
Desmond Morgan	WLB	6-1	220	So.
Jordan Kovacs	SS	6-0	197	5th Sr.
Thomas Gordon	FS	5-11	208	Sr./Jr.
J.T. Floyd	CB	6-0	185	5th Sr.

## TOP PERFORMANCES VS. MICHIGAN STATE

### Rushing Attempts

51, Chris Perry, 2003  
39, Butch Woolfolk, 1981  
37, Tshimanga Biakabutuka, 1995  
36, Mike Hart, 2005  
32, B.J. Askew, 2002  
32, Mike Hart, 2004

### Rushing Yards

253, Butch Woolfolk, 1981  
224, Mike Hart, 2004  
219, Chris Perry, 2003  
218, Mike Hart, 2005  
191, Tshimanga Biakabutuka, 1995  
180, Rob Lytle, 1976  
175, Anthony Thomas, 2000

### Rushing Touchdowns

3, Harlan Huckleby, 1976  
3, Billy Taylor, 1970  
2, Many tied  
Last: Brandon Minor, 2008

### Receptions

11, Braylon Edwards, 2004  
10, David Terrell, 1999  
10, Jason Avant, 2005  
9, Jay Riemersma, 1995  
9, Jim Mandich, 1969  
9, Jack Clancy, 1966  
9, Marquise Walker, 2001

### Receiving Yards

189, Braylon Edwards, 2004  
150, Marquise Walker, 2001  
140, Desmond Howard, 1990  
129, Mario Manningham, 2007  
125, Marcus Knight, 1999  
125, Jim Mandich, 1968

### Receiving Touchdowns

3, Braylon Edwards, 2004  
2, Mario Manningham, 2007  
2, Mario Manningham, 2006  
2, Braylon Edwards, 2003  
2, Ronald Bellamy, 2002  
2, Marquise Walker, 2001  
2, Jerame Tuman, 1996  
2, Desmond Howard, 1991  
2, Derrick Alexander, 1990  
2, Eric Kattus, 1985

### Passing Attempts

47, Dick Vidmer, 1966  
41, Tom Brady, 1999  
37, Drew Henson, 2000  
35, Don Moorhead, 1969  
35, Chad Henne, 2004  
35, Chad Henne, 2005

### Passing Completions

30, Tom Brady, 1999  
26, Chad Henne, 2005  
24, Chad Henne, 2004  
18, Chad Henne, 2007  
18, Dick Vidmer, 1966  
17, Six Times  
Last: 17, Denard Robinson, 2010

### Passing Yards

285, Tom Brady, 1999  
273, Chad Henne, 2004  
256, Chad Henne, 2005  
229, John Navarre, 2002  
223, John Navarre, 2003  
223, Tate Forcier, 2009

### Passing Touchdowns

4, Chad Henne, 2007  
4, Chad Henne, 2004  
4, Scott Dreisbach, 1996  
3, Chad Henne, 2006  
3, Chad Henne, 2005  
3, John Navarre, 2003  
3, John Navarre, 2002  
3, John Navarre, 2001  
3, Elvis Grbac, 1991

### TEAM BESTS

**Rushing Attempts:** 71, 1972  
**Rushing Yards:** 442, 1976  
**Passing Attempts:** 53, 1999  
**Passing Completions:** 36, 1999  
**Passing Yards:** 396, 1999  
**Total Offense:** 560, 1994

### FINDING THE END ZONE

• QB/WR Devin Gardner has become one of Denard Robinson's top targets. The 6-4 junior has recorded a touchdown reception in four of six games in 2012. Last season, wide receiver Junior Hemingway and tight end Kevin Koger tied for the team lead with four touchdown catches each. Gardner ranks second on the team in receptions (14) and receiving yards (243).

### MAJOR CONTRIBUTOR

• Freshman tight end Devin Funchess registered four catches for 106 receiving yards in Michigan's 31-25 victory over Air Force on Sept. 8. For his efforts, he became the ninth Wolverine freshman to register a 100-yard receiving game and the first since Roy Roundtree posted 126 yards vs. Purdue on Nov. 7, 2009. He is also the first U-M tight end to surpass 100 yards since Jerame Tuman recorded 126 against Colorado in 1997.

• The first five catches of Funchess' career were all for 20 yards or more, while the first six all converted first downs.

• Through six games, Funchess ranks third on the team in receiving yards per game (28.8 avg.)

### MAKING HIS MARK

• Wide receiver Jeremy Gallon caught four passes for a career-best 107 yards in the team's season opening loss to Alabama on Sept. 1, including a 71-yard career long catch on Michigan's first scoring drive of 2012. It marked Gallon's first career 100-yard receiving game.

• Gallon tied his career-long reception on a 71-yard TD catch in the first quarter against Illinois on Oct. 13. It marked the longest reception for a touchdown in his career and the Wolverines' longest this season.

• Gallon leads Michigan in receptions (15), receiving yards (287) and receiving yards per game (47.8).

### PLAYMAKERS ALL AROUND

• Eight different Wolverine players scored a touchdown in Michigan's 63-13 victory over Massachusetts on Sept. 15 (Devin Funchess, Devin Gardner, Justice Hayes, Taylor Lewan, Denard Robinson, Roy Roundtree, Vincent Smith and Fitzgerald Toussaint). It marked the first time eight or more U-M players scored a touchdown in the same game since at least 1949.

• Nine different players recorded a reception in Michigan's 45-0 win over Illinois on Oct. 13 (Drew Dileo, Dylan Esterline, Devin Funchess, Jeremy Gallon, Devin Gardner, Thomas Rawls, Jerald Robinson, Roy Roundtree and Fitzgerald Toussaint), and no player registered multiple catches against the Fighting Illini. The nine players combined for 174 receiving yards.

### LOCKDOWN D

• The Michigan defense continues to make strides as the 2012 season moves forward. Last week against Illinois, the Wolverines recorded their first shutout since defeating Michigan, 58-0, on Oct. 1, 2011. Over its last four games, U-M is allowing 9.8 points per contest, while allowing only two touchdowns during that span.

• Michigan ranks first in the Big Ten and third in the nation in pass defense, allowing only 134.8 yards per game through the air.

• The Mazie and Blue are second in the Big Ten and

10th in the country in total defense (283.0 avg.)

• U-M's third-down defense has been stellar in recent weeks. After allowing Purdue to convert only 1-of-11 third-down attempts in the Big Ten opener, Illinois was only able to convert 3-of-14 third-down attempts last week against the Wolverines.

• U-M has tallied five interceptions over the last three games, with two apiece coming from senior/junior safety Thomas Gordon and sophomore defensive back Raymon Taylor. Taylor scored U-M's first defensive points of the season on a 63-yard pick-six against Purdue on Oct. 6.

### MOVING THE CHAINS

• Michigan's first offensive drive against Purdue (Oct. 6) spanned eight minutes and 48 seconds, marking the sixth-longest drive in program history since at least 1978. The Wolverines used 19 offensive players during the 17-play, 78-yard drive, which concluded with a one-yard TD run by running back Fitzgerald Toussaint.

• U-M held the ball for 12 minutes and 11 seconds in the first quarter against the Boilermakers, tallying 111 yards of total offense and eight first downs, while limiting Purdue to eight yards of total offense and zero first downs in the opening stanza.

### BIG PLAY THREATS

• The Maize and Blue has produced 30 plays from scrimmage that have chewed up 20+ yards, including a season-high seven vs. Air Force.

Senior quarterback Denard Robinson leads the Wolverines with 10 20+-yard plays, while freshman tight end Devin Funchess has five plays of that length and junior wide receiver Devin Gardner has four plays extending 20+ yards.

### POCKET PRESENCE

• U-M's offensive line includes three starters from the 2011 squad. Fifth-year senior right guard Patrick Omameh, senior/junior left tackle Taylor Lewan and senior/junior left guard Michael Schofield have combined for 79 career starts and 101 career games on the offensive line.

• Michigan's offensive front has allowed only five sacks this season (0.83 avg.), which ranks first in the Big Ten and tied for 13th in the NCAA through six games.

### YOUTH SERVED

• Michigan has used several true freshmen to provide depth at a number of positions this season. U-M played 12 true freshmen vs. Alabama (Sept. 1), Massachusetts (Sept. 15), Notre Dame (Sept. 22) and Purdue (Oct. 6), and 11 true freshmen saw the field against Air Force (Sept. 8) and Illinois (Oct. 13).

### HITTING HIS STRIDE

• Dating back to last season, sophomore linebacker Jake Ryan has posted a tackle-for-loss in 11 of his last 12 games. He earned Big Ten Defensive Player of the Week honors after tallying 3.5 TFLs vs. Illinois on Oct. 13. Ryan leads Michigan in total tackles (42), solo stops (26), TFLs (7.5), sacks (2.5) and pass breakups (3) through six games.



**KOVACS MOVING UP ALL-TIME TACKLES LIST**

• Senior safety Jordan Kovacs continues to climb U-M's all-time tackles list. Kovacs needs one tackle against Michigan State to become only the 15th player in Michigan history to record 300 career tackles. A product of Curtice, Ohio, Kovacs has notched 33 total tackles and 22 solo stops through six games.

**MOST CAREER TACKLES- SCHOOL HISTORY**

Player	Tackles
1. Ron Simpkins (1976-79)	516
2. Jarrett Irons (1993-96)	440
3. Erick Anderson (1988-91)	428
4. Paul Girgash (1979-82)	414
5. Mike Mallory (1982-85)	396
10. Steve Morrison (1990-94)	360
11. Greg Morton (1974-76)	336
12. Andy Moeller (1983-86)	326
13. Mike Taylor (1969-71)	316
14. Curtis Greer (1976-79)	313
15. <b>Jordan Kovacs (2009-present)</b>	<b>299</b>

**ROUNDTREE CLIMBING ALL-TIME RECEPTIONS LIST**

• Fifth-year senior wide receiver Roy Roundtree continues to move up U-M's all-time receptions list. With his 33-yard catch vs. Illinois (Oct. 13), Roundtree upped his career receptions to 134, moving to 10th all-time among Michigan's leaders in the category. He is tied with Desmond Howard (1989-91).

**MOST CAREER RECEPTIONS- SCHOOL HISTORY**

Player	Receptions
1. Braylon Edwards (2001-04)	252
2. Marquise Walker (1998-01)	176
3. Jason Avant (2002-05)	169
4. Anthony Carter (1979-82)	161
5. Steve Breaston (2003-06)	156
6. David Terrell (1998-00)	152
7. Tai Streets (1995-98)	144
8. Amani Toomer (1992-95)	143
9. Mario Manningham (2005-07)	137
10. Desmond Howard (1989-91)	134
<b>Roy Roundtree (2009-present)</b>	<b>134</b>

**SPECIAL TEAMS STANDOUTS**

• Several special teams contributors are making their presence felt for U-M in 2012, including junior punter Will Hagerup, who leads the nation in average per punt (49.2).

• Senior/junior kicker Brendan Gibbons has connected on 21 career field goal attempts, surpassing Jay Feely (20) for 10th in U-M history. Gibbons was 6-for-6 on point-after touchdown attempts against Illinois (Oct. 13), upping his career total to 92 to move to eighth among U-M's all-time leaders in

the category. He is tied with Peter Elezovic (1990-93) and needs two more PATs to reach the seventh spot, currently held by Gregg Willner (94, 1977-78). Gibbons' 77 consecutive made PATs are second in U-M history, trailing only J.D. Carlson (126, 1988-91).

• Through only six games, freshman kick returner Dennis Norfleet ranks 10th in program history with 20 kickoff returns this season. Norfleet's 473 kick return yards are 11th best all-time. The Detroit, Mich. native notched 177 return yards vs. Alabama (Sept. 1), marking the fifth-best single-game total in program history.

• Norfleet posted a career-best 42-yard punt return vs. Illinois on Oct. 13, marking the longest Wolverine punt return since Martavius Odoms posted a 73-yarder at Purdue on Nov. 1, 2008.

**FORD NAMED MICHIGAN FOOTBALL LEGEND, MORGAN TO WEAR NO. 48**

• Former U-M player Gerald R. Ford, the 38th President of the United States, was honored with "Michigan Football Legend" distinction prior to the Michigan-Illinois game on Oct. 13.

• Sophomore linebacker Desmond Morgan will wear the famed No. 48 jersey for the remainder of his career, switching from No. 44. A Michigan Football Legend patch over the left upper chest will be affixed to the No. 48 jersey worn by Morgan and all other future players donning Ford's jersey number.

**KRAMER RECOGNIZED AS MICHIGAN FOOTBALL LEGEND, MOORE TO WEAR NO. 87**

• U-M officially recognized Ron Kramer (1954-56) as a "Michigan Football Legend" prior to the Sept. 15th game between the Wolverines and Massachusetts.

• Fifth-year senior tight end Brandon Moore will wear the No. 87 jersey for the remainder of the season, switching from No. 89. A patch over the left upper chest will be affixed to the No. 87 jersey worn by Moore and all other future players donning Kramer's jersey number.

**OOSTERBAAN NAMED MICHIGAN FOOTBALL LEGEND, RYAN TO DON NO. 47**


• Former Wolverine player and coach Bennie Oosterbaan was honored before U-M's game against Air Force (Sept. 8) as the second player in program history to receive the "Michigan Football Legend" designation.

• In honor of Oosterbaan, junior/sophomore linebacker Jake Ryan switched from No. 90 to No. 47 for the remainder of his career in honor of Oosterbaan. A patch over the left upper chest will be affixed to the No. 47 jersey worn by Ryan and

**WOLVERINE BITES**

**ROBINSON IN THE U-M RECORD BOOK**

• Senior quarterback Denard Robinson has quickly ascended the Michigan charts for passing, rushing and total yards.



**U-M Career Passing Records**

**Attempts**

1.	Chad Henne (2004-07)	1,387
2.	John Navarre (2000-03)	1,366
3.	Elvis Grbac (1989-92)	835
4.	Todd Collins (1991-94)	711
	Tom Brady (1996-99)	711
6.	<b>Denard Robinson (2009-)</b>	<b>706</b>

**Completions**

1.	Chad Henne (2004-07)	828
4.	Todd Collins (1991-94)	457
5.	Tom Brady (1996-99)	443
6.	<b>Denard Robinson (2009-)</b>	<b>407</b>
7.	Jim Harbaugh (1983-86)	387
8.	Brian Griese (1994-97)	355

**Yards**

1.	Chad Henne (2004-07)	9,715
2.	John Navarre (2000-03)	9,254
3.	Elvis Grbac (1989-92)	6,460
4.	<b>Denard Robinson (2009-)</b>	<b>6,032</b>
5.	Todd Collins (1991-94)	5,858
6.	Jim Harbaugh (1983-86)	5,449
7.	Tom Brady (1996-99)	5,351

**Touchdowns**

1.	Chad Henne (2004-07)	87
2.	John Navarre (2000-03)	72
3.	Elvis Grbac (1989-92)	71
4.	<b>Denard Robinson (2009-)</b>	<b>49</b>
5.	Rick Leach (1975-78)	48
6.	Steve Smith (1980-83)	42

**U-M Career Rushing Records**

**Yards**

1.	Mike Hart (2004-07)	5,040
2.	Anthony Thomas (1997-00)	4,472
3.	Jamie Morris (1984-87)	4,393
4.	Tyrone Wheatley (1991-94)	4,178
5.	<b>Denard Robinson (2009-)</b>	<b>4,033</b>

**Touchdowns**

1.	Anthony Thomas (1997-2000)	55
2.	Tyrone Wheatley (1991-94)	47
3.	Mike Hart (2004-07)	41
	<b>Denard Robinson (2009-)</b>	<b>41</b>
5.	Chris Perry (2000-03)	39

**100-Yard Games**

1.	Mike Hart (2004-07)	28
2.	Anthony Thomas (1997-00)	22
3.	Tyrone Wheatley (1991-94)	20
4.	Jamie Morris (1984-87)	18
	<b>Denard Robinson (2009-)</b>	<b>18</b>

**U-M Career Offense Records**

**Yards**

1.	<b>Denard Robinson (2009-)</b>	<b>10,065</b>
2.	Chad Henne (2004-07)	9,400
3.	John Navarre (2000-03)	8,995

**BIG TEN OFFENSIVE PLAYERS OF THE WEEK  
MOST WEEKLY HONORS (CAREER) - BEGAN IN 1987**

No.	PLAYER	YEAR(s)
9	<b>Denard Robinson, QB, MICH</b>	<b>2009-present</b>
	Ron Dayne, RB, WIS	1996-99
8	Drew Brees, QB, PUR	1997-00
6	Anthony Thompson, RB, IND	1986-89
	Antwaan Randle El, QB, IND	1998-01
	Troy Smith, QB, OSU	2003-06
5	Kurt Kittner, QB, ILL	1998-01
	Kyle Orton, QB, PUR	2001-04
	Drew Stanton, QB, MSU	2003-06
	Kellen Lewis, QB, IND	2006-08
	Daryll Clark, QB, PSU	2008-09

## WOLVERINE BITES

### 1,000 YARD CLUB




Roy Roundtree

• Fifth-year senior wide receiver Roy Roundtree is U-M's active leader in career receiving yards. His 1,852 yards are 14th-best for the Maize and Blue.

#### U-M Career Receiving Yards

1.	Braylon Edwards (2001-04)	3,541
2.	Anthony Carter (1979-82)	3,076
3.	Amani Toomer (1992-95)	2,657
4.	David Terrell (1998-00)	2,317
5.	Mario Manningham (2005-07)	2,310
6.	Tai Streets (1995-98)	2,284
7.	Marquise Walker (1998-01)	2,269
8.	Jason Avant (2002-05)	2,247
9.	Greg McMurtry (1986-89)	2,163
10.	Desmond Howard (1989-91)	2,146
11.	Mercury Hayes (1992-95)	2,144
12.	Derrick Alexander (1989-93)	1,977
13.	Jack Clancy (1963-66)	1,917
14.	<b>Roy Roundtree (2009-)</b>	<b>1,852</b>



Denard Robinson Fitzgerald Toussaint Vincent Smith

• Quarterback Denard Robinson and running back Fitzgerald Toussaint became U-M's first pair of 1,000-yard rushers since 1975 by each surpassing the mark in the win over Ohio State last season. Robinson finished with 1,176 yards in 2011, while Toussaint gained 1,041. Gordon Bell (1,388) and Rob Lytle (1,030) achieved the feat 36 years ago.

• Robinson and Fitzgerald were the only pair of teammates in the FBS last season to each amass over 1,000 yards on the ground.

• Senior/junior running back Fitz Toussaint has 1,359 career rushing yards, 1,011 of which came in 2011.

• Senior running back Vincent Smith ranks 41st in career rushing.

#### U-M Career Rushing Yards

1.	Mike Hart (2004-07)	5,040
2.	Anthony Thomas (1997-00)	4,472
3.	Jamie Morris (1984-87)	4,393
4.	Tyrone Wheatley (1991-94)	4,178
5.	<b>Denard Robinson (2009-)</b>	<b>4,033</b>
38.	<b>Fitz Toussaint (2010-)</b>	<b>1,359</b>
39.	Gerald White (1983-86)	1,296
40.	Bob Perryman (1983-86)	1,247
41.	<b>Vincent Smith (2009-)</b>	<b>1,236</b>

all other future players donning Oosterbaan's jersey number. Oosterbaan's No. 47 was formerly retired since the end of his playing year (1927); he was the first Michigan player to have his number retired.

#### U-M TO RECOGNIZE FORMER GREATS IN 2012

• The U-M Athletic Department is recognizing center Gerald Ford, end Ron Kramer and Bennie Oosterbaan, and tackles Francis, Albert and Alvin Wistert, with the "Michigan Football Legend" distinction during the 2012 season. The Wisterts, Ford, Kramer and Oosterbaan will be honored in perpetuity with their names always affixed to their respective jersey numbers with a patch over the left upper chest of all future players donning the jersey numbers.

• Desmond Howard was the inaugural Michigan Football Legend, honored last year during the first night game in Michigan Stadium history. Howard's No. 21 jersey will be worn in 2012 by senior wide receiver Roy Roundtree.

• Below reflects the tentative dates and contests in which the No. 11, 47, 48 and 87 jerseys will be worn by a current Wolverine player and therefore officially honored as a "Michigan Football Legend" number.

**Sept. 8** -- Air Force (No. 47 Bennie Oosterbaan)

**Sept. 15** -- Massachusetts (No. 87 Ron Kramer)

**Oct. 13** -- Illinois (No. 48 Gerald Ford)

**Nov. 10** -- Northwestern (No. 11 Francis, Albert and Alvin Wistert)

#### INDIVIDUAL PLAYER NOTES

##### Jeremy Gallon

###### 2012 Season

• Leads team in receptions (15), receiving yards (287) and receiving yards per game (47.8).

• Tied his career-long reception on a 71-yard touchdown catch vs. Illinois (Oct. 13); marked longest reception TD of his career.

• Started and made four catches for a career-high 107 receiving yards vs. Alabama (Sept. 1).

• Posted career-long 71-yard reception against the Crimson Tide.

###### Career

• Second on the team in catches (31) and receiving yards (453) in 2011. Had a catch in all 13 games.

• Career-high 107 receiving yards vs. Alabama (Sept. 1, 2012).

• Career-high five catches (73 yards) at Northwestern (Oct. 8, 2011).

• Made first career start vs. Minnesota (Oct. 1, 2011).

• In 2011, led team with 19 punt returns for 192 yards (10.1 avg ranked 3rd in Big Ten).

• In 2010, led team in punt returns (10 for 43 yards) and kick returns (27 for 589 yards).

###### Receiving

Year	GP/GS	No.	Yards	Avg.	Per/Game	TD	Long
2010	12/0	4	49	12.3	7.0	1	20
2011	13/1	31	453	14.6	34.8	3	64
2012	6/5	15	287	19.1	47.8	1	71
<b>Career</b>	<b>31/6</b>	<b>50</b>	<b>789</b>	<b>15.8</b>	<b>25.5</b>	<b>5</b>	<b>71</b>

##### Devin Gardner

###### 2012 Season

• Has recorded a touchdown reception in four of six games in 2012.

• Posted career-best five receptions for 63 yards and one score against Air Force (Sept. 8).

• Made first career start at wide receiver vs. Alabama (Sept. 1).

• Lone catch vs. Alabama (Sept. 1) was a career-best 44-yard touchdown reception, marking the first receiving score of his career.

###### Career

• Saw action in nine games as reserve QB in 2011.

• Ran for career-best 39 yards vs. Minnesota (Oct. 1, 2011).

• Made career debut at quarterback against Connecticut (Sept. 4, 2010).

• Completed 7-of-10 passes for 85 yards and threw for first career touchdown against Bowling Green (Sept. 25, 2010); rushed six times for 25 yards and one touchdown (also first of his career).

###### Receiving

Year	GP/GS	No.	Yards	Avg.	Per/Game	TD	Long
2010	3/0	0	0	0	0	0	0
2011	9/0	1	2	2.0	0.0	0	2
2012	6/4	14	243	17.4	40.5	4	44
<b>Career</b>	<b>18/4</b>	<b>15</b>	<b>245</b>	<b>16.3</b>	<b>13.6</b>	<b>4</b>	<b>44</b>

###### Rushing

Year	GP/GS	Att.	Yards	Avg.	Per/Game	TD	Long
2010	3/0	7	21	3.0	7.0	1	9
2011	9/0	25	53	2.1	5.9	1	15
2012	6/4	0	0	0	0.0	0	0
<b>Career</b>	<b>18/4</b>	<b>32</b>	<b>74</b>	<b>2.3</b>	<b>4.1</b>	<b>2</b>	<b>15</b>

###### Passing

Year	GP/GS	Comp.	Att.	Pct.	Yards	TD	Int.	Long
2010	3/0	7	10	70.0	85	1	0	30
2011	9/0	11	23	47.8	176	1	1	32
2012	6/4	0	0	0	0	0	0	0
<b>Career</b>	<b>17/4</b>	<b>18</b>	<b>33</b>	<b>54.5</b>	<b>261</b>	<b>2</b>	<b>1</b>	<b>32</b>

##### Denard Robinson

###### 2012 Season

• Completed 7-of-11 passes for 159 yards and two touchdowns and carried the ball 11 times for 128 yards and two touchdowns vs. Illinois (Oct. 13); 10th career game with at least four TDs; marked 18th career 100-yard rushing performance; 71-yard TD pass to Jeremy Gallon marked second-longest TD pass of his career.

• Against the Fighting Illini, became the eighth player in NCAA history to rush for 40 TDs and pass for 40 TDs in his career.

• With 287 yards of total offense against Illinois, became the eighth player in Big Ten history to post at least 10,000 yards in his career.

• Earned Big Ten Co-Offensive Player of the Week honors vs. Purdue (Oct. 6); Completed 8-of-16 passes for 105 yards and carried the ball 24 times for 235 yards; marked Robinson's fifth career 200-yard rushing game and ninth career 150-yard rushing effort; also 17th career 100-yard rushing performance.

• Against Purdue, set the Big Ten career QB rushing record with 3,905 yards, eclipsing the previous mark, set by Indiana's Antwaan Randle El (3,895, 1998-01).

• With 105 passing yards against Purdue, Robinson (5,873 passing yards) moved into fourth place among Michigan's all-time leaders in the category.

• Completed 13-of-24 passes for 138 yards and carried the ball 26 times for 90 yards at Notre Dame (Sept. 22); Robinson's 1,197 career total yards against Notre Dame are the most ever by a Fighting Irish opponent.

• Completed 16-of-24 passes for 291 yards and three touchdowns and carried the ball 10



times for 106 yards and one touchdown vs. Massachusetts (Sept. 15); marked Robinson's eighth career game with 100 yards rushing and 200 yards passing; ninth career game with at least four touchdowns.

- Accounted for 366 total yards in the first half vs. Massachusetts (Sept. 15), a career best.

- Earned Big Ten Offensive Player of the Week honors vs. Air Force (Sept. 8); Completed 14-of-25 passes for 208 yards and two TDs and carried the ball 20 times for 218 yards and two TDs; Became first player in FBS history to have at least 200 yards rushing and 200 passing in three games.

- Against Air Force, became the first U-M player since Tyrone Wheatley (1991-94) to record two rushing TDs of 50 yards or more in a game one game (79 and 58).

- Needs one rushing TD to become only 8th player in NCAA history to record 40 passing TDs and 40 rushing TDs.

- Ranks first in the Big Ten and fourth in the country in rushing yards per game (134.0).

**Rushing:**

- Ranks fourth on NCAA career rushing list by quarterbacks with 4,033 yards.

- Tied with Mike Hart for third all-time in career rushing TDs (41).

**Passing:**

- Ranks fourth in U-M annals for passing yards (6,032), fourth in touchdowns (49) and sixth in completions (407).

**Total Offense:**

- Ranks first in U-M history in career total offensive yardage (10,065), surpassing previous record holder Chad Henne (9,400, 2004-07) against Notre Dame on Sept. 22.

- Owns the top eight total offense games in school history.

- Robinson has 15 career games with 300+ yards of offense and six with 400+ yards.

**BIG TEN CAREER RUSHING YARDS BY QUARTERBACK**

1. 4,033 Denard Robinson, Michigan 2009-
2. 3,895 Antwaan Randle El, Indiana 1998-2001
3. 2,557 Juice Williams, Illinois 2006-09

**NCAA CAREER RUSHING YARDS BY QUARTERBACK**

1. 4,480 Pat White, West Virginia 2005-08
2. 4,289 Brad Smith, Missouri 2002-05
3. 4,112 Colin Kaepernick, Nevada 2007-10
4. 4,033 Denard Robinson, Michigan 2009-

**2011 Season**

- All-Big Ten second team by media.
- Four-time Big Ten Player-of-the-Week choice.
- Davey O'Brien National Quarterback Award (Semifinalist).

- Sixteen rushing TDs in 2011 ranked 2nd in Big Ten, tied for 12th in the FBS. Marked 5th-best single-season rushing TD total at U-M.

- Surpassed 1,000-yard mark vs. OSU (1,163) to record the 30th 1,000-yard rushing campaign by a Wolverine. Also became 10th U-M player with multiple seasons of 1,000 yards rushing.

- Against Nebraska and Ohio State, ran for 253 yards on 49 carries and 4 TDs.

- 90.5 yards per game rushing ranked 5th in the Big Ten and 38th in the FBS; was 2nd among FBS QBs with 1,176 rushing yards.

- Ran for multiple touchdowns (2) for 11th time of career vs. Ohio State; marked third straight game with two rushing TDs. Had five games with multiple rushing TDs in 2011.

- Scored a rushing touchdown in 10 of 13 games,

including seven straight games (9/10-10/29).

- Tied season high with 26 carries for 170 yards vs. Ohio State. Was fifth 100-yard game of 2011 and 14th of career, which is seventh-most at U-M.

- Ran 21 times against San Diego State for 200 yards--3rd-best rushing total of career. Only other Wolverines with three 200-yard games are Mike Hart (5) and Ron Johnson (3). Three rushing TDs vs. SDSU tied career high.

- Had 4th-best career rushing effort (198 yards) on 26 carries and one touchdown vs. EMU.

- Had ten rushing plays of 20+ yards: 53, 52, 41, 39, 34, 30, 28, 25, 25, 22, 22, 22.

- Owns six of the top 12 single-game rushing performances by a quarterback in Big Ten history.

- Ranked 1st in FBS in yards per completion (15.30) in 2011.

- Threw for three touchdowns vs. Ohio State in 2011, his 13th career game with multiple TD passes.

- Completed first 11 attempts vs. Minnesota in 2011 en route to 15-of-19 passing for 169 yards and two touchdowns. Eleven straight completions set career high.

- Threw for career-high 338 yards vs. Notre Dame in 2011, his second career 300-yard game.

- Four touchdown passes vs. Notre Dame set career high. Final TD pass to Roy Roundtree won the game with two seconds remaining.

- First Wolverine to account for five touchdowns (3 passing, 2 rushing) in Ohio State series history. Five total TDs tied career high for third time.

- During Ohio State game in 2011, became fourth player in NCAA history with two seasons of 2,000 yards passing and 1,000 yards rushing.

- During Nebraska game in 2011, became 10th player in NCAA history with 3,000 yards passing and 3,000 yards rushing for a career.

- During Michigan State game in 2011, became 22nd player in NCAA history with 4,000 yards passing and 2,000 yards rushing for a career.

- Against Ohio State in 2011, became the eighth player in NCAA history to score 200 points (35 rushing TDs) and pass for 200 points (38 passing TDs) in a career. Other U-M QB to do so is Rick Leach (34 rush, 48 pass).

- Averaged 257.6 yards per game in 2011, which ranked 1st in the Big Ten and 32nd nationally.

- Tallied sixth career game with four-plus total TDs with two passing and two rushing TDs vs. Nebraska (Nov. 19, 2011).

- Five total touchdowns (4 pass, 1 run) against Notre Dame in 2011 tied career high set vs. Hoosiers (10/2/10, 3 pass, 2 run).

**CAREER RUSHING**

Year	GP/GS	Att	Yards	Avg.	P/G	TD	Long
2009	12/1	69	351	5.1	29.2	5	43
2010	13/13	256	1702	6.6	130.9	14	87
2011	13/13	221	1176	5.3	90.5	16	53
2012	6/6	101	804	8.0	134.0	6	79
<b>Career</b>	<b>44/33</b>	<b>647</b>	<b>4033</b>	<b>6.2</b>	<b>91.7</b>	<b>41</b>	<b>87</b>

**CAREER PASSING**

Year	GP/GS	Comp/Att.	Pct.	Yards	TD	Int.	Long
2009	12/0	31/14	45.2	188	2	4	38
2010	13/13	291/182	62.5	2570	18	11	75
2011	13/13	258/142	55.0	2173	20	15	77
2012	6/6	69/126	54.8	1101	9	8	71
<b>Career</b>	<b>44/33</b>	<b>407/706</b>	<b>57.6</b>	<b>6032</b>	<b>49</b>	<b>38</b>	<b>77</b>

**2012 GAME-BY-GAME**

	PASSING			RUSHING		
	C/A	Yds.	TD	Att.	Yds.	TD
ALA	11/26	200	1	10	27	1
AFA	14/25	208	2	20	218	2
UMASS	16/24	291	3	10	106	1
ND	13/24	138	0	26	90	0
PUR	8/16	105	1	24	235	0
ILL	7/11	159	2	11	128	2
<b>TOTAL</b>	<b>69/126</b>	<b>1101</b>	<b>9</b>	<b>101</b>	<b>804</b>	<b>6</b>

**2012 BIG TEN FOOTBALL STANDINGS**

**LEGENDS DIVISION**

TEAM	BIG TEN	OVERALL
Michigan	2-0	4-2
Iowa	2-0	4-2
Northwestern	2-1	6-1
Nebraska	1-1	4-2
Michigan State	1-2	4-3
Minnesota	0-2	4-2

**LEADERS DIVISION**

TEAM	BIG TEN	OVERALL
Ohio State	3-0	7-0
Penn State	2-0	4-2
Wisconsin	2-1	5-2
Purdue	0-2	3-3
Indiana	0-3	2-4
Illinois	0-3	2-5

**LAST WEEK'S RESULTS**

**SATURDAY, OCTOBER 13**

**Michigan 45, Illinois 0**

- Iowa 19, Michigan State 16 (2OT)
- Northwestern 21, Minnesota 13
- Wisconsin 38, Purdue 14
- Ohio State 52, Indiana 49

**UPCOMING SCHEDULE**

**SATURDAY, OCTOBER 20**

**Michigan State at Michigan**

- Nebraska at Northwestern
- Purdue at Ohio State
- Minnesota at Wisconsin
- Indiana at Navy
- Penn State at Iowa

**SATURDAY, OCTOBER 27**

**Michigan at Nebraska**

- Purdue at Minnesota
- Iowa at Northwestern
- Indiana at Illinois
- Michigan State at Wisconsin
- Ohio State at Penn State

## 2012 MICHIGAN RECORD WHEN...

Overall: .....	4-2
At Home:.....	3-0
On the Road: .....	1-1
Neutral:.....	0-1
By Month:	
August: .....	0-0
September: .....	2-2
October: .....	2-0
November: .....	0-0
December:.....	0-0
January:.....	0-0
When Scoring First:.....	
4-0	
When Opponent Scored First: .....	
0-2	
When Scoring 20 or More Points:.....	
4-0	
When Scoring Less Than 20 Points:.....	
0-2	
When Leading at the Half: .....	
4-0	
When Trailing at the Half:.....	
0-2	
When Tied at the Half:.....	
0-0	
When Leading after 3 Quarters:.....	
4-0	
When Trailing after 3 Quarters: .....	
0-2	
When Tied after 3 Quarters: .....	
0-0	
In Overtime.....	
0-0	
When Outrushing the Opponent:.....	
3-1	
With 35 or More Rushing Attempts:.....	
3-1	
With Less Than 30 Passing Attempts: .....	
4-2	
When Leading in Time of Possession:.....	
3-1	
When Trailing in Time of Possession: .....	
1-1	
On Turf: .....	
3-1	
On Grass:.....	
1-1	
When Leading in Takeaway/Turnover Ratio:.....	
2-0	
When Even in Takeaway/Turnover Ratio: .....	
1-0	
When Trailing in Takeaway/Turnover Ratio: .....	
1-2	
With an Individual 100-Yard Rusher:.....	
4-0	
With an Individual 200-Yard Passer: .....	
2-1	
250-Yard Passer: .....	1-0
With an Individual 100-Yard Receiver:.....	
1-1	
With an Individual Opponent 100-Yard Rusher: .....	
1-1	
With an Individual Opponent 200-Yard Passer: .....	
0-0	
250-Yard Passer: .....	0-0
With an Individual Opponent 100-Yard Receiver:.....	
0-0	

### Robinson's 2012 Statistics/Splits

3rd down rushing: 17 rushes, 13 1st downs, 2 TD  
 3rd down passing: 21-39, 18 1st downs, 3 TD, 3 Int.  
 4th down rushing: 1 rush, 0 1st downs, 0 TD  
 4th Quarter: 10-22 for 117 yards, 0 TD, 0 Int.  
 First Half: 42-75 for 759 yards, 5 TD, 8 Int.  
 Second Half: 27-51 for 342 yards, 4 TD, 0 Int.

### 2011 GAME-BY-GAME

	PASSING			RUSHING		
	C/A	Yds.	TD	Att.	Yds.	TD
WMU	9/13	98	0	8	46	0
ND	11/24	338	4	16	108	1
EMU	7/18	95	2	26	198	1
SDSU	8/17	93	0	21	200	3
MINN	15/19	169	2	6	51	1
NW	17/26	337	2	25	117	2
MSU	9/24	123	1	18	42	1
PUR	9/14	170	0	15	63	1
IOWA	17/37	194	2	12	55	0
ILL	6/10	92	0	12	30	2
NEB	11/18	180	2	23	83	2
OSU	14/17	167	3	26	170	2
VT	9/21	117	2	13	13	0
<b>TOTAL</b>	<b>142/258</b>	<b>2,173</b>	<b>20</b>	<b>221</b>	<b>1,176</b>	<b>16</b>

### Robinson's 2011 Statistics/Splits

3rd down rushing: 50 rushes, 26 1st downs, 8 TD  
 3rd down passing: 46-84, 38 1st downs, 5 TD, 2 Int.  
 4th down rushing: 8 rushes, 5 1st downs, 0 TD  
 4th Quarter: 32-60 for 576 yards, 7 TD, 2 Int.  
 First Half: 83-147 for 1,107 yards, 10 TD, 10 Int.  
 Second Half: 59-111 for 1,066 yards, 10 TD, 5 Int.

### 2010 GAME-BY-GAME

	PASSING			RUSHING		
	C/A	Yds.	TD	Att.	Yds.	TD
UConn	19/22	186	1	29	197	1
ND	24/40	240	1	28	258	2
UMass	10/14	241	2	17	104	1
BG	4/4	60	0	5	129	2
IU	10/16	277	3	19	217	2
MSU	17/29	215	1	21	86	1
IOWA	13/18	96	1	18	105	0
PSU	11/23	190	1	27	191	3
ILL	10/20	305	3	19	62	0
PUR	13/21	176	1	22	68	0
WISC	16/25	239	2	22	121	2
OSU	8/18	87	0	18	105	0
MISS ST.	27/41	254	2	11	59	0
<b>TOTAL</b>	<b>182/291</b>	<b>2,570</b>	<b>18</b>	<b>256</b>	<b>1,702</b>	<b>14</b>

### Robinson's 2010 Passing Statistics/Splits

3rd Down: 43-77 for 537 yards, 5 TDs, 6 Int.  
 4th Down: 4-14 for 75 yards, 1 TD  
 Fourth Quarter: 35-56 for 437 yards, 2 TD, 2 Int.  
 First Half: 102-165 for 1,540 yards, 13 TD, 7 Int.  
 Second Half: 80-129 for 1,028 yards, 5 TD, 4 Int.

### 2010 Season Records & Accolades

- Football Writers Association of America (FWAA) All-American at running back.
- Finished sixth in the Heisman Trophy balloting.
- *Chicago Tribune* Silver Football recipient as the Big Ten's MVP, becoming the first sophomore quarterback to win the award. Became first sophomore to win the award since Archie Griffin in 1973.
- Big Ten Offensive Player of the Year.
- Manning Award finalist; Davey O'Brien and Maxwell awards semifinalist.
- Set NCAA and Big Ten record for most rushing yards by a quarterback (1,702).
- Became the first quarterback in NCAA history to rush (1,702) and pass (2,570) for 1,500 yards in a season.
- Three-time Big Ten Offensive Player of the Week

(Connecticut, Notre Dame and Indiana).

- Ranked as nation's 4th-leading rusher with an average of 130.9 yards per game.
- Ranked 2nd nationally in total offense, averaging 328.6 yards per game.
- Held U-M season record for total offense; accounted for 4,272 yards on 547 plays.
- Reset the U-M total offensive record with 502 yards at Notre Dame (had 502 of team's 532 yards); set U-M record with 68 total plays (28 rushing and 40 passing).
- Became only quarterback in NCAA history to run and pass for 200 yards in two games in a season.
- Had 53 runs over 10 yards, including 16 over 20 yards, and had 86 first downs rushing, most in the Big Ten.
- Became first U-M quarterback since Scott Dreisbach (1995-96) to win his first five starts.
- Was one of three FBS quarterbacks to throw for 18 touchdowns and rush for 14 touchdowns in 2010 (Cam Newton and Colin Kaepernick).

### Statistics and Game-By-Game Notes - 2010

- Went 19-of-22 passing in first career start against Connecticut (Sept. 4, 2010), the second-highest completion percentage in a single game (86.3 pct.) in team history (2nd to Elvis Grbac's 90.9 pct. vs. Notre Dame in 1991 (20-22)).
- Set career highs in completions and attempts, completing 24-of-40 passes for 244 yards and one touchdown against Notre Dame; recorded an 87-yard run at Notre Dame, making it the second-longest run against Notre Dame ever, the second-longest run from scrimmage at Notre Dame Stadium and the sixth-longest play from scrimmage in Michigan history.
- His 258 rushing yards against the Irish was the best road performance ever for a Wolverine's rusher and was the fifth-best single-game effort in school history.
- Broke his own U-M record and the Big Ten record for rushing yards by a quarterback in a single game. He broke the league record of 217 yards set by Mike Kafka at Minnesota on Nov. 1, 2008. It ranked as the 5th-most rushing yards by a QB in the last 15 college football seasons.

### PUTTING 2010 IN PERSPECTIVE

#### NCAA SEASON RUSHING YARDS BY A QUARTERBACK (BCS)

Player, School	Att.	Yds.	TDs
<b>1. Denard Robinson, U-M (2010)</b>	<b>256</b>	<b>1,702</b>	<b>14</b>
2. Beau Morgan, Air Force (1996)	225	1,494	18

#### MICHIGAN'S SINGLE-SEASON RUSHING YARDAGE LIST

Player (Year)	Att.	Yds.	TDs
1. Tshimanga Biakabutuka (1995)	303	1,818	12
2. Anthony Thomas (2000)	319	1,733	18
3. Jamie Morris (1987)	282	1,703	14
<b>4. Denard Robinson (2010)</b>	<b>256</b>	<b>1,702</b>	<b>14</b>
5. Chris Perry (2003)	338	1,674	18

#### SOPHOMORE OFFENSIVE BIG TEN PLAYERS OF THE YEAR

YEAR	PLAYER	SCHOOL	Pos.
1985	Lorenzo White	Michigan State	RB
1990	Tico Duckett	Michigan State	RB
1990	Jon Vaughn	Michigan	RB
1992	Tyrone Wheatley	Michigan	RB
1998	Drew Brees	Purdue	QB
2009	John Clay	Wisconsin	RB
<b>2010</b>	<b>Denard Robinson</b>	<b>Michigan</b>	<b>QB</b>

#### MOST TOTAL OFFENSE - SINGLE SEASON BIG TEN HISTORY

YEAR	PLAYER	SCHOOL	YARDS
<b>2010</b>	<b>Denard Robinson</b>	<b>Michigan</b>	<b>4,272</b>
2000	Drew Brees	Purdue	4,189

**Roy Roundtree**

**2012 Season**

- Recorded season highs in receptions (3) and receiving yards (30) vs. Notre Dame (Sept. 22).
- Has posted 11 catches for 128 yards through six games.
- Tallied first touchdown catch of 2012 vs. Massachusetts (Sept. 15); posted two receptions for season-high 25 yards vs. Minutemen.

**Career**

- Has started 35 games, 30 consecutively.
- All-Big Ten second team (media) in 2010. Biletnikoff Award candidate.
- Ranks tied for 10th in program history in receptions (134) and 14th in career receiving yards (1,852); Team's active leader in both categories.
- Lone catch vs. Notre Dame (Sept. 10, 2011) was a 16-yard touchdown reception that won the game with two seconds remaining.
- Led U-M in catches (72), receiving yards (935) and touchdowns (7) in 2010.
- Led team with 32 receptions for 434 yards and three touchdowns in 2009.
- Set Michigan single-game record for receiving yards against Illinois (Nov. 6, 2010); had nine receptions for 246 yards and two touchdowns, including a 75-yard touchdown reception on the first play from scrimmage.
- Had 4 games with over 100 receiving yards in 2010.
- Set career high with 10 receptions for 126 yards and one TD against Purdue (Nov. 7, 2009).
- CollegeFootballNews.com Freshman All-America honorable mention and Sporting News Freshman All-Big Ten in 2009.
- High school teammate of Brandon Moore.

**Receiving**

Year	GP/GS	No.	Yards	Avg.	P/G	TD	Long
2009	11/4	32	434	13.6	39.5	3	76
2010	13/12	72	935	13.0	71.9	7	75
2011	13/13	19	355	18.7	27.3	2	57
2012	6/6	11	128	11.6	21.3	1	33
<b>Career</b>	<b>43/35</b>	<b>134</b>	<b>1852</b>	<b>13.8</b>	<b>43.1</b>	<b>13</b>	<b>76</b>

**Vincent Smith**

**2012 Season**

- Posted second career multi-rushing touchdown effort on five- and nine-yard rushes vs. Massachusetts (Sept. 15); previously scored two touchdowns against Bowling Green in 2010.
- Made 12th career start at running back against Alabama (Sept. 1); first start since at Minnesota on Oct. 1, 2011.
- Led team in rushing attempts (13) and rushing yards (33) against Alabama (Sept. 1).

**Career**

- Eighth all-time at Michigan for career receiving yards by a running back (391).
- Leads active U-M running backs with 39 receptions for 391 yards and six touchdowns.
- 48th Wolverine to earn 1,000 career rushing yards; 1,236 yards rank 41st in school history.
- Became the first Wolverine in school history to score a touchdown running, passing and receiving in one game against Minnesota (Oct. 1, 2011).
- First running back in FBS to pass for a TD and have rushing and receiving TDs since C.J. Spiller on Nov. 14, 2009 vs. N.C. State.
- Sixth Big Ten player to achieve the run/pass/catch touchdown trio since 1996.
- Two career 100-yard rushing games.
- In 2011, team's third-best rusher (298 yards).
- In 2010, was 2nd on the team in rushing attempts (136) and rushing yards (601). Had five rushing touchdowns.
- Set career high with 166 rushing yards on 17 carries and one TD vs. Delaware State (Oct. 17, 2009).
- Caught a career-best seven passes for 54 yards and one TD at Wisconsin (Nov. 14, 2009).
- High school teammate of Brandin Hawthorne.

**Rushing**

Year	GP/GS	No.	Yards	Avg.	P/G	TD	Long
2009	8/0	48	276	5.8	30.7	1	37
2010	13/10	136	601	4.4	46.2	5	56
2011	12/1	50	298	6.0	24.8	2	38
2012	5/1	19	61	3.2	12.2	0	22
<b>Career</b>	<b>38/12</b>	<b>253</b>	<b>1236</b>	<b>4.9</b>	<b>32.5</b>	<b>10</b>	<b>56</b>

**Receiving**

Year	GP/GS	No.	Yards	Avg.	P/G	TD	Long
2009	8/0	10	82	8.2	10.3	2	21
2010	13/10	15	130	8.7	10.0	2	19
2011	12/1	11	149	13.5	12.4	2	32
2012	5/1	3	30	10.0	7.5	0	19
<b>Career</b>	<b>38/12</b>	<b>39</b>	<b>391</b>	<b>10.0</b>	<b>10.3</b>	<b>6</b>	<b>32</b>

**Fitzgerald Toussaint**

**2012 Season**

- Posted 15th career rushing touchdown vs. Illinois (Oct. 13).
- Scored two rushing TDs at Purdue (Oct. 6), marking fourth career multi-TD game.
- Posted season-long 31-yard run at Notre Dame (Sept. 22); tallied 13 carries for 58 yards vs. Fighting Irish.
- Season-high 85 rushing yards on 15 carries vs. Massachusetts (Sept. 15); also recorded first TD of season vs. Minutemen.
- Posted career-long 17-yard reception vs. UMass.
- Made season debut and 13th career start vs. Air Force on Sept. 8.
- Missed season opener vs. Alabama on Sept. 1 due to suspension.

**Career**

- Became 50th Wolverine with 1,000 career rushing yards during OSU game on Nov. 26, 2011.
- 86.8 yards per game rushing in 2011 ranked 7th in the Big Ten and 43rd nationally.
- In 2011, was U-M's second-leading rusher (1,041 yards). Most yards by a U-M running back since Mike Hart in 2007 (1,361).
- In Ohio State game (Nov. 26, 2011), became 31st player in U-M history to reach 1,000 yards rushing in a season.
- U-M's top rusher in Big Ten play in 2011 (818 yards).
- Set career high with 29 carries vs. Nebraska (Nov. 19, 2011). Also had 138 yards and tied career high with two TDs.
- Set career high for rushing yards (192) on 27 carries at Illinois (Nov. 12, 2011). Had career-best run of 65 yards on second play of the game.
- His 170 rushing yards vs. Purdue (Oct. 29, 2011) were the most by a U-M running back in a conference game since Mike Hart's 195 yards vs. Minnesota Oct. 30, 2006.
- Ran eight times for 87 yards in 2010, highlighted by a 61-yard run vs. Bowling Green (Sept. 25), on his first career carry. Scored first touchdown against BGSU.

**Rushing**

Year	GP/GS	No.	Yards	Avg.	P/G	TD	Long
2010	4/1	8	87	10.9	21.8	1	61
2011	12/11	187	1041	5.6	86.8	9	65
2012	5/5	71	231	3.3	46.2	4	31
<b>Career</b>	<b>21/17</b>	<b>266</b>	<b>1359</b>	<b>5.1</b>	<b>59.1</b>	<b>14</b>	<b>65</b>

**2012 Rushing Game-By-Game**

2012 Opponent	Att.	Yards	Avg.	TD	Long
Alabama	Did Not Play				
Air Force	8	7	0.9	0	5
Massachusetts	15	85	5.7	1	13
Notre Dame	13	58	4.5	0	31
Purdue	17	19	1.1	2	6
Illinois	18	62	3.4	1	12
<b>Season Total</b>	<b>71</b>	<b>231</b>	<b>3.3</b>	<b>4</b>	<b>31</b>

**THE NATIONAL POLLS**

**Associated Press Media Poll (Oct. 14)**

Team	Record	Points	Previous
1. Alabama (60)	5-0	1500	1
2. Oregon	6-0	1436	2
3. Florida	6-0	1361	4
4. Kansas State	6-0	1296	6
5. Notre Dame	6-0	1283	7
6. LSU	6-1	1153	9
7. Ohio State	7-0	1071	8
8. Oregon State	5-0	1050	10
9. South Carolina	6-1	1042	3
10. Oklahoma	4-1	994	13
11. USC	5-1	874	11
12. Florida State	6-1	836	12
13. Georgia	5-1	753	14
14. Clemson	5-1	673	16
15. Mississippi State	6-0	591	19
16. Louisville	6-0	574	18
17. West Virginia	5-1	552	5
18. Texas Tech	5-1	444	NR
19. Rutgers	6-0	405	20
20. Texas A&M	5-1	379	22
21. Cincinnati	5-0	294	21
22. Stanford	4-2	242	17
<b>23. Michigan</b>	<b>4-2</b>	<b>177</b>	<b>25</b>
24. Boise State	5-1	133	24
25. Ohio	7-0	104	NR

**USA Today Coaches Poll (Oct. 14)**

Team	Record	Points	Previous
1. Alabama (59)	6-0	1475	1
2. Oregon	6-0	1414	2
3. Kansas State	6-0	1307	5
4. Florida	6-0	1297	6
5. Notre Dame	6-0	1251	7
6. LSU	6-1	1179	8
7. Oklahoma	4-1	1021	10
8. South Carolina	6-1	1012	3
9. USC	5-1	995	9
10. Florida State	6-1	919	11
11. Oregon State	5-0	839	14
12. Georgia	5-1	806	12
13. Clemson	5-1	741	13
14. Louisville	6-0	695	16
15. West Virginia	5-1	677	4
16. Mississippi State	6-0	671	18
17. Rutgers	6-0	495	19
18. Cincinnati	5-0	456	20
19. Texas A&M	5-1	397	21
20. Texas Tech	5-1	274	NR
21. TCU	5-1	272	23
22. Boise State	5-1	271	22
23. Stanford	4-2	215	17
24. Arizona State	5-1	133	NR
<b>25. Michigan</b>	<b>4-2</b>	<b>96</b>	<b>NR</b>

**Tracking U-M in the Top 25 Polls**

Date	AP	USA Today
Preseason	8th	8th
Sept. 4	19th	19th
Sept. 9	17th	18th
Sept. 16	18th	17th
Sept. 23	NR	NR
Sept. 30	NR	NR
Oct. 7	25th	NR
<b>Oct. 14</b>	<b>23rd</b>	<b>25th</b>



## U-M LEADS NATION IN WINS ALL-TIME

- The Michigan football program looks to extend its lead in all-time NCAA Division 1 FBS victories and winning percentage.
- Michigan leads the nation in wins (899), followed by Texas (862) and Notre Dame (859).
- Michigan's 899 victories are the most of any institution in all divisions of college football.

### TOP 5 BCS SCHOOLS BY WINNING PERCENTAGE

School	Record	Pct.
1. Michigan.....	899-312-36.....	.735
2. Notre Dame.....	859-300-42.....	.733
3. Oklahoma.....	824-308-53.....	.718
4. Texas.....	862-332-33.....	.716
5. Ohio State.....	832-315-53.....	.715

### TOP 5 BCS SCHOOLS BY WINS

School	Record	Pct.
1. Michigan.....	899-312-36.....	.735
2. Texas.....	862-332-33.....	.716
3. Notre Dame.....	859-300-42.....	.733
4. Nebraska.....	850-350-40.....	.702
5. Ohio State.....	832-315-53.....	.715

## 106th Season of Big Ten Action

- Michigan is in its 106th season of competition in the Big Ten Conference.
- The Wolverines have compiled an impressive 475-186-18 record in conference play and have claimed a league-leading 42 championships.
- U-M also leads the conference with 393 first-team All-Big Ten selections.

## U-M In 133rd Season of Gridiron Action

- U-M is in its 133rd season of gridiron action.
- The Wolverine program was established in 1879 when a group of 13 men fielded the first football team in school history and played a pair of off-campus games. U-M defeated Racine, 1-0, at White Stocking Park in Chicago, Ill., on May 30, 1879, for the first victory in school history. The Wolverines tied Toronto, 0-0, in Detroit to finish the year 1-0-1.
- U-M is in its 130th year of uninterrupted gridiron action, with 1882 being the only season that the program did not play any varsity games.
- The Wolverines are the sixth oldest football program in NCAA history.

### OLDEST COLLEGE FOOTBALL PROGRAMS

School	Years
Princeton	143
Rutgers	143
Yale	140
Harvard	138
Pennsylvania	136
<b>Michigan</b>	<b>133</b>
Amherst	132
Navy	131

## Defensive Notes

### Will Campbell

#### 2012 Season

- Made first career start vs. Alabama (Sept. 1) and registered five tackles and one sack.

Year	GP/GS	S-A-TT	TFL	Sacks	Int.	FF-FR	PBU
2009	6/0	2-2-4	1.0-1	0-0	0-0	0-0	2
2010	13/0	1-0-1	0-0	0-0	0-0	0-0	0
2011	13/0	5-9-14	2.5-9	2.0-8	0-0	1-1	0
2012	6/4	9-9-18	1.0-16	1.0-16	0-0	0-0	0
<b>Career</b>	<b>38/4</b>	<b>17-20-37</b>	<b>4.5-26</b>	<b>3.0-24</b>	<b>0-0</b>	<b>0-1</b>	<b>2</b>

### Frank Clark

#### 2012 Season

- Has 3.0 TFLs through first six games.
- Made first career start vs. Massachusetts; posted first two pass breakups of career.
- Set career high with 2.0 TFLs vs. Air Force (Sept. 8).
- Missed season opener vs. Alabama (Sept. 1) due to suspension.

#### Career

- Made first career start at LB vs. Eastern Michigan (Sept. 17, 2011) and had team-leading 10 tackles.
- Had nine tackles and first career interception at Northwestern.
- Had first career sack vs. Purdue (Oct. 29, 2011).

Year	GP/GS	S-A-TT	TFL	Sacks	Int.	FF-FR	PBU
2011	12/0	3-7-10	0.5-0	0-0	1-7	0-0	0
2012	5/3	5-4-9	3-4	0-0	0-0	0-0	3
<b>Career</b>	<b>17/3</b>	<b>8-11-19</b>	<b>3.5-4</b>	<b>0-0</b>	<b>1-7</b>	<b>0-0</b>	<b>3</b>

### Kenny Demens

#### 2012 Season

- Posted first career interception vs. Illinois (Oct. 13).
- Led team with six solo tackles at Purdue (Oct. 6).
- Surpassed 200 career tackles vs. Notre Dame (Sept. 22).
- Tied career-high with six solo tackles against Air Force (Sept. 8).

#### Career

- Has appeared in 44 consecutive games, including 26 straight starts at middle linebacker.
- Has recorded double-digit tackles in seven games.
- 2012 Rotary Lombardi Award Watch List.
- 2011 Roger Zatkoff Award recipient as Michigan's top linebacker.
- Led team with 94 tackles, including 49 solo, 5.0 TFLs, 3.0 sacks, one forced fumble and one pass breakup in 2011.
- Posted 5.0 TFL, three sacks and two pass breakups last season.
- Surpassed 100 career stops vs. Notre Dame (Sept. 10, 2011).
- Made his first career start against Iowa in 2010.
- Had a career best 13 tackles at the Gator Bowl vs. Mississippi State and vs. Wisconsin in 2010.
- Received medical redshirt for 2008 season after suffering season-ending injury during practice.

Year	GP/GS	S-A-TT	TFL	Sacks	Int.	FF-FR	PBU
2008	1/0	0-1-1	0-0	0-0	0-0	0-0	0
2009	12/0	2-5-7	0-0	0-0	0-0	0-0	0
2010	13/7	47-35-82	1.5-2	0-0	0-0	0-0	1
2011	13/13	49-45-94	5-20	3-18	0-0	0-0	2
2012	6/6	21-11-32	1-1	0-0	1-13	0-0	0
<b>Career</b>	<b>45/26</b>	<b>119-97-216</b>	<b>7.5-23</b>	<b>3-18</b>	<b>1-13</b>	<b>0-0</b>	<b>3</b>

### J.T. Floyd

#### 2012 Season

- Posted five tackles and first two pass breakups of season at Purdue (Oct. 6).
- Has made 18 consecutive starts at LCB.

#### Career

- Led U-M cornerbacks in tackles (48) and PBU's (10) in 2011. Also tied for team lead with two interceptions.
- Recorded 100th career tackle vs. Minnesota (Oct. 1, 2011).
- Missed final portion of 2010 with ankle injury.
- Posted a career-best 13 tackles in back-to-back games vs. Indiana and Michigan State in 2010.

Year	GP/GS	S-A-TT	TFL	Sacks	Int.	FF-FR	PBU
2009	9/2	14-3-17	0-0	0-0	0-0	0-0	1
2010	8/8	43-23-66	2-5	0-0	1-0	0-0	4
2011	13/12	31-17-48	0-0	0-0	2-59	0-0	8
2012	6/6	14-8-22	0-0	0-0	0-0	0-0	2
<b>Career</b>	<b>37/28</b>	<b>102-51-153</b>	<b>2-5</b>	<b>0-0</b>	<b>3-59</b>	<b>0-0</b>	<b>15</b>

### Thomas Gordon

#### 2012 Season

- Notched interceptions in back-to-back games at Notre Dame (Sept. 22) and at Purdue (Oct. 6).
- Second on team in total tackles (34) and solo stops (23).
- Registered 100th career tackle vs. Air Force (Sept. 8); matched career-high with six solo stops vs. Falcons.
- Started at SS and tied career high with nine tackles in season opener vs. Alabama (Sept. 1).
- Recorded third career forced fumble against the Crimson Tide.

#### Career

- Ranked 3rd on team with 67 tackles in 2011.
- Tied for 4th in NCAA with four fumble recoveries in 2011.
- Posted first career interception vs. Eastern Michigan on Sept. 17, 2011.
- High school teammate of defensive tackle Will Campbell.
- Three-year starter at quarterback during his prep career at Cass Technical.

Year	GP/GS	S-A-TT	TFL	Sacks	Int.	FF-FR	PBU
2010	9/4	13-10-23	4-24	2-21	0-0	0-0	0
2011	13/10	41-26-67	1.5-2	0-0	1-0	2-4	2
2012	6/6	23-11-34	2.0-2	0-0	2-19	1-0	0
<b>Career</b>	<b>28/20</b>	<b>77-47-124</b>	<b>7.5-28</b>	<b>2-21</b>	<b>3-19</b>	<b>3-4</b>	<b>2</b>

### Jordan Kovacs

#### 2012 Season

- Needs one tackle to become only the 15th player in U-M history to record 300 career tackles.
- Posted the 23rd tackle-for-loss of his career vs. Notre Dame (Sept. 22).

#### Career

- Eleven career double-digit tackle performances.
- Ranked 2nd on team with 75 tackles in 2011 and led team with 51 solo stops; also ranked tied for 2nd on team with 4.0 sacks.
- Had team-leading 11 tackles in Sugar Bowl victory vs. Virginia Tech (Jan. 3, 2011).
- All-Big Ten honorable mention (media) in 2010 and 2011.
- Had 116 stops (8.9 avg.) in 2010- second in the Big Ten and tied for 42nd in the NCAA; tied for team lead with 8.5 TFLs.

- Posted a career-high 17 tackles, 2.5 TFLs and one forced fumble against Michigan State (Oct. 3, 2009); the 17 stops were the most by any defender in the Big Ten during the year. Tied career high with 17 tackles vs. Ohio State in 2010.
- Father, Louis, was a defensive back for Michigan in the early 1980s (lettered in 1982).

Year	GP/GS	S-A-TT	TFL	Sacks	Int.	FF-FR	PBU
2009	12/8	39-36-75	4.5-10	0-0	1-0	2-0	1
2010	13/13	61-55-116	8.5-24	1-8	2-51	1-1	1
2011	12/12	51-24-75	8-48	4-36	1-2	1-1	1
2012	6/6	22-11-33	2.0-4	0-0	0-0	0-0	0
<b>Career</b>	<b>43/39</b>	<b>173-126-299</b>	<b>23-86</b>	<b>5-44</b>	<b>4-53</b>	<b>5-2</b>	<b>3</b>

**Desmond Morgan**

**2012 Season**

- Has recorded a tackle for loss in five of six games.
- Has tallied at least five tackles in all six games.
- Prior to game vs. Illinois (Oct. 13), switched from No. 44 to No. 48 for the remainder of his career in honor of Michigan Football Legend Gerald Ford.
- Registered career-best 2.0 TFLs at Purdue (Oct. 6)
- Missed game vs. Massachusetts (Sept. 15) due to injury.
- Tied career-high with five solo tackles vs. Air Force (Sept. 8).

**Career**

- As a true freshman finished 5th on team in tackles with 63; also had four stops for losses, one sack, one pass breakup and one FR.
- Started first career game vs. Notre Dame on Sept. 10, 2011.
- Had career-best and team-leading 10 tackles vs. Ohio State (Nov. 26, 2011); also had 1.5 TFLs and first career sack.
- Tied career best with 10 tackles and 1.5 TFLs in Sugar Bowl victory vs. Virginia Tech (Jan. 3, 2012).

Year	GP/GS	S-A-TT	TFL	Sacks	Int.	FF-FR	PBU
2011	12/7	26-37-63	4-6	1-1	0-0	0-1	1
2012	5/5	16-17-33	4.0-7	0-0	0-0	0-0	0
<b>Career</b>	<b>17/12</b>	<b>42-54-96</b>	<b>8.0-13</b>	<b>1-1</b>	<b>0-0</b>	<b>0-1</b>	<b>1</b>

**Craig Roh**

**2012 Season**

- Registered half a sack vs. Illinois (Oct. 13).
- Posted 1.5 TFLs at Purdue (Oct. 6), including irst full sack of the season.
- Tallied four tackles in each of first two games.
- Registered half a sack vs. Alabama (Sept. 1).

**Career**

- Has started team-leading 44 consecutive games. 2012 Ted Hendricks Award Watch List.
- Has contributed 131 tackles, 23.5 TFLs, 8.5 sacks, one interception, three pass breakups and three forced fumbles during his career.
- Has tallied a career-best two TFLs on five occasions (last vs. Michigan State, Oct. 15, 2011).
- Posted a career-high seven tackles vs. Eastern Michigan on Sept. 19, 2009.
- In 2011, ranked tied for 3rd on team with eight tackles for loss and tied for 2nd with four sacks.
- Registered 100th career tackle at Michigan State on Oct. 15, 2011.
- High school teammate of offensive tackle Taylor Lewan.

Year	GP/GS	S-A-TT	TFL	Sacks	Int.	FF-FR	PBU
2009	12/12	17-20-37	7.5-22	2-12	1-0	0-0	2
2010	13/13	28-15-43	5.5-31	0.5-5	0-0	0-0	1
2011	13/13	21-11-32	8-37	4-31	0-0	0-0	0
2012	6/6	6-13-19	2.5-13	2.0-12	0-0	0-0	0
<b>Career</b>	<b>44/44</b>	<b>72-59-131</b>	<b>23.5-103</b>	<b>8.5-60</b>	<b>1-0</b>	<b>0-0</b>	<b>3</b>

**Jake Ryan**

**2012 Season**

- Paces team in total tackles (42), solo stops (26), TFLs (7.5), sacks (2.5) and pass breakups (3).
- Earned Big Ten Defensive Player of the Week honors vs. Illinois (Oct. 13); matched career high with 11 tackles, including 3.5 TFLs.
- Tallied fourth career sack at Purdue (Oct. 6); finished game with 2.0 TFLs.
- Prior to game vs. Air Force (Sept. 8), switched from No. 90 to No. 47 for the remainder of his career in honor of Michigan Football Legend Bennie Oosterbaan.
- Appeared as SLB and had five tackles and one tackle for loss in season opener vs. Alabama (Sept. 1).

**Career**

- Dating back to last season, has tallied a TFL in 11 of last 12 games.
- Redshirt freshman started 11 of 13 games and had 11.0 tackles for losses and 3.0 sacks in 2011.
- Made first career start at LB vs. Western Michigan on Sept. 3, 2011.
- Registered first career sack vs. Minnesota (Oct. 1, 2011).
- Started at DE and had career-best seven tackles and tied Sugar Bowl record with four stops for losses (for 36 yards) vs. Virginia Tech (Jan. 3, 2012).

Year	GP/GS	S-A-TT	TFL	Sacks	Int.	FF-FR	PBU
2011	13/11	20-17-37	11-53	3-8	0-0	1-2	0
2012	6/6	26-16-42	7.5-35	2.5-19	0-0	0-0	3
<b>Career</b>	<b>19/17</b>	<b>46-33-79</b>	<b>18.5-88.5</b>	<b>5-27</b>	<b>0-0</b>	<b>1-2</b>	<b>3</b>

**2012 AWARDS**

**SENIOR OFFENSIVE LINEMAN RICKY BARNUM**

- Phil Steele Midseason All-Big Ten (third team)

**SENIOR LINEBACKER KENNY DEMENS**

- Rotary Lombardi Award (watch list)

**FRESHMAN TIGHT END DEVIN FUNCHESS**

- Big Ten Freshman of the Week (vs. Air Force 9/8)
- Phil Steele Midseason All-Big Ten (third team)

**JUNIOR QUARTERBACK/WIDE RECEIVER DEVIN GARDNER**

- Phil Steele Midseason All-Big Ten (third team)

**JUNIOR KICKER BRENDAN GIBBONS**

- Lou Groza Award (watch list)

**SENIOR DEFENSIVE BACK JORDAN KOVACS**

- Phil Steele Midseason All-Big Ten (first team)
- Bronko Nagurski Trophy (watch list)
- Lott IMPACT Trophy (watch list)

**JUNIOR OFFENSIVE TACKLE TAYLOR LEWAN**

- Phil Steele Midseason All-American (first team)
- Phil Steele Midseason All-Big Ten (first team)
- Outland Trophy (watch list)
- Rotary Lombardi Award (watch list)

**FRESHMAN KICK RETURNER DENNIS NORFLEET**

- Phil Steele Midseason All-Big Ten (first team)

**SENIOR OFFENSIVE LINEMAN PATRICK OMAMEH**

- AFCA Good Works Team
- Phil Steele Midseason All-Big Ten (second team)

**SENIOR QUARTERBACK DENARD ROBINSON**

- Big Ten Co-Offensive Player of the Week (vs. Purdue 10/6)
- Manning Award Player of the Week (vs. Purdue 10/6)
- Maxwell Award Player of the Week (vs. Purdue 10/6)
- Big Ten Offensive Player of the Week (vs. Air Force 9/8)
- College Football Performance Award National Player of the Week (vs. Air Force 9/8)
- National Quarterback of the Week (vs. Air Force 9/8)
- Phil Steele Midseason All-Big Ten (third team)
- Davey O'Brien Trophy (watch list)
- Manning Award (watch list)
- Maxwell Award (watch list)
- Walter Camp Player of the Year Award (watch list)

**SENIOR DEFENSIVE END CRAIG ROH**

- Ted Hendricks Defensive End of the Year Award (watch list)

**SENIOR WIDE RECEIVER ROY ROUNDTREE**

- Biletnikoff Award (watch list)

**SOPHOMORE LINEBACKER JAKE RYAN**

- Big Ten Defensive Player of the Week (vs. Illinois 10/13)
- Phil Steele Midseason All-Big Ten (third team)

**JUNIOR RUNNING BACK FITZGERALD TOUSSAINT**

- Doak Walker Award (watch list)
- Maxwell Award (watch list)

2012 MICHIGAN STARTING LINEUPS • OFFENSE

OPPONENT	WR	LT	LG	C	RG	RT	TE	WR	QB	WR	TB
vs. Alabama	ROUNDTREE	LEWAN	BARNUM	MEALER	OMAMEH	SCHOFIELD	HOPKINS**	GARDNER	D. ROBINSON	GALLON	SMITH
Air Force	ROUNDTREE	LEWAN	BARNUM	MEALER	OMAMEH	SCHOFIELD	JACKSON#	GARDNER	D. ROBINSON	GALLON	TOUSSAINT
Massachusetts	ROUNDTREE	LEWAN	BARNUM	MEALER	OMAMEH	SCHOFIELD	KWIATKOWSKI	GARDNER	D. ROBINSON	FUNCHESS%	TOUSSAINT
at Notre Dame	ROUNDTREE	LEWAN	BARNUM	MEALER	OMAMEH	SCHOFIELD	KWIATKOWSKI	GARDNER	D. ROBINSON	GALLON	TOUSSAINT
at Purdue	ROUNDTREE	LEWAN	BARNUM	MEALER	OMAMEH	SCHOFIELD	KWIATKOWSKI	DILEO	D. ROBINSON	GALLON	TOUSSAINT
Illinois	ROUNDTREE	LEWAN	BARNUM	MEALER	OMAMEH	SCHOFIELD	FUNCHESS	DILEO	D. ROBINSON	GALLON	TOUSSAINT

Michigan State  
 at Nebraska  
 at Minnesota  
 Northwestern  
 Iowa  
 at Ohio State

# Denotes started as 4th WR

\*\*Denotes started as FB.

% Denotes started as 2nd TE.

2012 MICHIGAN STARTING LINEUPS • DEFENSE

OPPONENT	DE	DT	DT	DE	SAM	MIKE	WILL	LCB	SS	FS	RCB
vs. Alabama	RYAN	CAMPBELL	ROH	BEYER	AVERY**	DEMENS	MORGAN	FLOYD	GORDON	KOVACS	COUNTESS
Air Force	ROH	CAMPBELL	BLACK	BEYER	RYAN	DEMENS	MORGAN	FLOYD	GORDON	KOVACS	AVERY
Massachusetts	RYAN	BLACK	ROH	CLARK	AVERY**	DEMENS	ROSS	FLOYD	GORDON	KOVACS	TAYLOR
at Notre Dame	ROH	CAMPBELL	WASHINGTON	CLARK	RYAN	DEMENS	MORGAN	FLOYD	GORDON	KOVACS	TAYLOR
at Purdue	ROH	CAMPBELL	WASHINGTON	CLARK	RYAN	DEMENS	MORGAN	FLOYD	GORDON	KOVACS	TAYLOR
Illinois	ROH	CAMPBELL	WASHINGTON	BEYER	RYAN	DEMENS	MORGAN	FLOYD	GORDON	KOVACS	TAYLOR

Michigan State  
 at Nebraska  
 at Minnesota  
 Northwestern  
 Iowa  
 at Ohio State

\*\* Denotes started as fifth DB.

MICHIGAN PRONUNCIATION GUIDE

<b>Al Backey</b>	Back-ee	<b>Stephen Hopkins</b>	STEPH-en
<b>Jibreel Black</b>	Juh-BREEL	<b>Mike Kwiatkowski</b>	kwit-KOW-ski
<b>Seth Broekhuizen</b>	Brook-hizen	<b>Taylor Lewan</b>	Luh-wan
<b>Jehu Chesson</b>	Jay-You	<b>Kristian Mateus</b>	Muh-tay-us
<b>Amara Darboh</b>	uh-MAR-uh DAR-bow	<b>Mario Ojemudia</b>	Oh-juh-MOO-dee-uh
<b>Kenny Demens</b>	DEM-ins	<b>Patrick Oameh</b>	O-MAH-may
<b>Drew Dileo</b>	Dill-e-o	<b>Jordan Paskorz</b>	Pass-korz
<b>Devin Funchess</b>	FUN-chess	<b>Craig Roh</b>	Row
<b>Matthew Godin</b>	GO-din	<b>Raymon Taylor</b>	ray-MOAN
<b>Paul Gyarmati</b>	G-are-mahti	<b>Fitzgerald Toussaint</b>	Two-SAHNT
<b>Will Hagerup</b>	Haa-GRUP	<b>Matt Wile</b>	like 'while'
<b>Sione Houma</b>	See-own-a Home-uh		



MICHIGAN DEPTH CHART vs. MICHIGAN STATE

OFFENSE

WR 21 Roy Roundtree (6-0, 180, 5th Sr.)  
 12 Devin Gardner (6-4, 203, Jr./Jr.)  
 83 Jerald Robinson (6-1, 215, Jr./So.)  
 82 Amara Darboh (6-2, 220, Fr./Fr.)

LT 77 Taylor Lewan (6-8, 309, Sr./Jr.)  
 78 Erik Magnuson (6-6, 285, Fr./Fr.)

LG 52 Ricky Barnum (6-3, 296, 5th Sr.)  
 56 Joey Burzynski (6-1, 295, Jr./So.)  
 67 Kyle Kalis (6-5, 294, Fr./Fr.)

C 57 Elliott Mealer (6-5, 308, 5th Sr.)  
 60 Jack Miller (6-4, 288, So./Fr.)

RG 65 Patrick Oameh (6-4, 305, 5th Sr.)  
 56 Joey Burzynski (6-1, 295, Jr./So.)

RT 75 Michael Schofield (6-7, 300, Sr./Jr.)  
 69 Erik Gunderson (6-8, 303, Sr./Jr.)  
 71 Ben Braden (6-6, 308, Fr./Fr.)

TE 87 Brandon Moore (6-5, 268, 5th Sr.)  
 81 Mike Kwiatkowski (6-5, 262, 5th Sr.)  
 84 A.J. Williams (6-6, 283, Fr./Fr.)  
 19 Devin Funchess (6-4, 229, Fr./Fr.)

WR 10 Jeremy Gallon (5-8, 187, Sr./Jr.)  
 9 Drew Dileo (5-10, 180, Jr./Jr.)  
 17 Jeremy Jackson (6-3, 204, Jr./Jr.)

QB 16 Denard Robinson (6-0, 197, Sr./Sr.)  
 8 Russell Bellomy (6-3, 202, So./Fr.)  
 12 Devin Gardner (6-4, 203, Jr./Jr.)

FB 33 Stephen Hopkins (6-0, 240, Jr./Jr.)  
 36 Joe Kerridge (6-0, 244, So./Fr.)  
 31 Paul Gyarmati (6-1, 234, 5th Sr.)

RB 28 Fitzgerald Toussaint (5-10, 202, Sr./Jr.)  
 38 Thomas Rawls (5-10, 218, So./So.)  
 2 Vincent Smith (5-6, 175, Sr./Sr.)  
 5 Justice Hayes (5-10, 183, So./Fr.)

SPECIAL TEAMS

PK 34 Brendan Gibbons (6-1, 230, Sr./Jr.)  
 45 Matt Wile (6-2, 214, So./So.)

P 43 Will Hagerup (6-4, 227, Jr./Jr.)  
 45 Matt Wile (6-2, 214, So./So.)

LS 54 Jareth Glanda (6-3, 260, Sr./Jr.)  
 94 Curt Graman (6-5, 205, Sr./Jr.)

H 9 Drew Dileo (5-10, 180, Jr./Jr.)  
 10 Jeremy Gallon (5-8, 187, Sr./Jr.)

DEFENSE

DE 57 Frank Clark (6-2, 262, So./So.)  
 97 Brennen Beyer (6-3, 252, So./So.)  
 53 Mario Ojemudia (6-2, 231, Fr./Fr.)

DT 73 Will Campbell (6-5, 308, Sr./Sr.)  
 55 Jibreel Black (6-2, 279, Jr./Jr.)

NT 76 Quinton Washington (6-4, 300, Sr./Jr.)  
 56 Ondre Pipkins (6-3, 340, Fr./Fr.)  
 54 Richard Ash (6-3, 300, Jr./So.)

DE 88 Craig Roh (6-5, 281, Sr./Sr.)  
 92 Keith Heitzman (6-3, 270, So./Fr.)

SLB 47 Jake Ryan (6-3, 242, Jr./So.)  
 4 Cam Gordon (6-3, 236, Sr./Jr.)

MLB 25 Kenny Demens (6-1, 242, 5th Sr.)  
 35 Joe Bolden (6-3, 223, Fr./Fr.)  
 27 Mike Jones (6-2, 226, Sr./Jr.)

WLB 48 Desmond Morgan (6-1, 227, So./So.)  
 15 James Ross III (6-1, 225, Fr./Fr.)  
 7 Brandin Hawthorne (6-0, 220, Sr./Sr.)

LCB 6 Raymon Taylor (5-10, 182, So./So.)  
 5 Courtney Avery (5-11, 173, Jr./Jr.)  
 13 Terry Richardson (5-9, 162, Fr./Fr.)

SS 32 Jordan Kovacs (6-0, 202, Sr./Jr.)  
 3 Marvin Robinson (6-2, 200, So./So.)  
 23 Floyd Simmons (6-0, 200, 5th Sr.)

FS 30 Thomas Gordon (5-11, 207, Sr./Jr.)  
 22 Jarrod Wilson (6-2, 194, Fr./Fr.)  
 14 Josh Furman (6-2, 203, Jr./So.)

RCB 8 J.T. Floyd (6-0, 183, 5th Sr.)  
 6 Raymon Taylor (5-10, 182, So./So.)  
 24 Delonte Hollowell (5-9, 176, So./So.)

START CHARTS

OFFENSE	Current		
	'12	Streak	Career
Patrick Oameh	6	35	35
Denard Robinson	6	32	33
Roy Roundtree	6	30	35
Taylor Lewan	6	21	28

DEFENSE	Current		
	'12	Streak	Career
Craig Roh	6	44	44
Kenny Demens	6	26	26
J.T. Floyd	6	18	28

**LONGEST ACTIVE STARTS STREAKS**

Craig Roh	44
Patrick Oameh	35
Denard Robinson	32

**CAREER GAMES STARTED**

Craig Roh (DE)	44
Jordan Kovacs (SS)	39
Roy Roundtree (SR)	35
Patrick Oameh (OG)	35

**CAREER GAMES PLAYED**

Kenny Demens (LB)	45
Will Campbell (DT)	44
Denard Robinson (QB)	44
Craig Roh (DE)	44
Jordan Kovacs (SS)	43
Elliott Mealer (LG)	43

# 2012 MICHIGAN FOOTBALL ROSTERS

## NUMERICAL ROSTER

No.	Player	Pos.
2	Smith, Vincent ***	RB
3	Robinson, Marvin **	S
3	Dever, Bo	WR
4	Gordon, Cameron **	LB
5	Avery, Courtney **	CB
5	Hayes, Justice	RB
6	Taylor, Raymon*	DB
6	Cleary, Brian	QB
7	Hawthorne, Brandin **	LB
8	Bellomy, Russell	QB
8	Floyd, J.T. ***	CB
9	Dileo, Drew **	WR
10	Gallon, Jeremy **	WR
12	Gardner, Devin*	QB/WR
12	Gant, Allen	S
13	Swieca, Alex	QB
13	Richardson, Terry	CB
14	Furman, Josh*	S
14	Kennedy, Jack	QB
15	Ross III, James	LB
16	Robinson, Denard ***	QB
17	Jackson, Jeremy **	WR
18	Countess, Blake*	DB
19	Zeller, Charlie	S
19	Funchess, Devin	TE
20	Wilson, Steve	CB
21	Roundtree, Roy ***	WR
22	Wilson, Jarrod	S
23	Simmons, Floyd ***	S
24	Hollowell, Delonte*	DB
25	Demens, Kenny ***	LB
26	Norfleet, Dennis	RB
27	Jones, Mike **	LB
27	Keizer, Jonathan	WR
28	Toussaint, Fitzgerald **	RB
29	Johnson, Drake	RB
30	Gordon, Thomas **	S
31	Offerdahl, Andrew	S
31	Gyarmati, Paul **	FB
32	Kovacs, Jordan ***	S
33	Hopkins, Stephen **	RB
34	Clark, Jeremy	S
34	Gibbons, Brendan **	PK
35	Bolden, Joe	LB
36	Kerridge, Joe	FB
36	Pearson, AJ	DB
38	Backey, Al *	CB
38	Rawls, Thomas*	RB
39	Houma, Sione	FB
40	Poole, Antonio	LB
40	Allspach, Nate	TE
41	Wilkins, Kenny	DT
42	Esterline, Dylan	TE
43	Wormley, Chris	DE
43	Hagerup, Will **	P

## ALPHABETICAL ROSTER

No.	Player	Pos.	Ht.	Wt.	Year/Elig.	Hometown (High School/Previous School)
91	Allen, Kenneth	K/P	6-3	205	Fr.	Fenton, Mich. (Fenton)
40	Allspach, Nate	TE	6-6	244	Jr./So.	Grand Rapids, Mich. (Grandville)
54	Ash, Richard	DT	6-3	300	Jr./So.	Pahokee, Fla. (Pahokee)
5	Avery, Courtney **	CB	5-11	173	Jr.	Mansfield, Ohio (Lexington)
38	Backey, Al *	CB	5-10	183	Sr./Jr.	Ypsilanti, Mich. (Ypsilanti)
52	Barnum, Ricky ***	OL	6-3	296	5th	Lakeland, Fla. (Lake Gibson)
62	Bars, Blake	OL	6-5	291	Fr.	Nashville, Tenn. (Montgomery Bell Academy)
8	Bellomy, Russell	QB	6-3	202	So./Fr.	Arlington, Texas (Martin)
97	Beyer, Brennen*	DE	6-3	252	So.	Canton, Mich. (Plymouth)
55	Black, Jibreel **	DT	6-2	279	Jr.	Cincinnati, Ohio (Wyoming)
35	Bolden, Joe	LB	6-3	223	Fr.	Cincinnati, Ohio (Colerain)
71	Braden, Ben	OL	6-6	308	Fr.	Rockford, Mich. (Rockford)
67	Brink, Nathan*	DT	6-5	275	Sr./Jr.	Holland, Mich. (Holland Christian)
46	Broekhuizen, Seth *	PK	6-1	205	Sr./Jr.	Holland, Mich. (Holland Christian)
58	Bryant, Chris	OL	6-4	318	So./Fr.	Chicago, Ill. (Simeon)
56	Burzynski, Joey*	OL	6-1	295	Jr./So.	Carlsbad, Calif. (Carlsbad)
73	Campbell, William ***	DT	6-5	308	Sr.	Detroit, Mich. (Cass Technical)
95	Capatina, Anthony	K	5-9	180	Jr./So.	Novi, Mich. (Detroit Catholic Central)
86	Chesson, Jehu	WR	6-3	183	Fr.	St. Louis, Mo. (Ladue Horton Watkins)
57	Clark, Frank*	DE	6-2	262	So.	Cleveland, Ohio (Glenville)
34	Clark, Jeremy	S	6-4	200	Fr.	Madisonville, Ky. (Madisonville North Hopkins)
6	Cleary, Brian	QB	6-3	204	Fr.	Detroit, Mich. (Detroit Jesuit)
18	Countess, Blake*	DB	5-10	180	So.	Owings Mills, Md. (Our Lady of Good Counsel)
82	Darboh, Amara	WR	6-2	220	Fr.	West Des Moines, Iowa (Dowling Catholic)
25	Demens, Kenny ***	LB	6-1	242	5th	Oak Park, Mich. (Detroit Country Day)
3	Dever, Bo	WR	6-2	193	Fr.	Lake Forest, Ill. (Lake Forest)
9	Dileo, Drew **	WR	5-10	180	Jr.	Greenwell Springs, La. (Parkview Baptist)
93	Eddins, Chris	TE	6-5	266	Jr./So.	Detroit, Mich. (Country Day)
42	Esterline, Dylan	TE	6-5	236	Jr./So.	Blissfield, Mich. (Blissfield)
8	Floyd, J.T. ***	CB	6-0	183	5th	Greenville, S.C. (J.L. Mann)
19	Funchess, Devin	TE	6-4	229	Fr.	Farmington Hills, Mich. (Harrison)
14	Furman, Josh*	S	6-2	203	Jr./So.	Annapolis, Md. (Old Mill Senior)
10	Gallon, Jeremy **	WR	5-8	187	Sr./Jr.	Apopka, Fla. (Apopka)
12	Gant, Allen	S	6-2	199	Fr.	Sylvania, Ohio (Southview)
12	Gardner, Devin*	QB/WR	6-4	203	Jr.	Detroit, Mich. (Inkster)
34	Gibbons, Brendan **	PK	6-1	230	Sr./Jr.	West Palm Beach, Fla. (Cardinal Newman)
79	Gibbs, Dan	OL	6-7	311	Fr.	Birmingham, Mich. (Seaholm)
54	Glanda, Jareth*	LS	6-3	260	Sr./Jr.	Rochester Hills, Mich. (Brother Rice)
61	Glasgow, Graham	OL	6-6	305	So./Fr.	Aurora, Ill. (Marmion Academy)
96	Glasgow, Ryan	DL	6-4	294	Fr.	Aurora, Ill. (Marmion Academy)
99	Godin, Matthew	DT	6-6	277	Fr.	Novi, Mich. (Detroit Catholic Central)
4	Gordon, Cameron **	LB	6-3	236	Sr./Jr.	Detroit, Mich. (Inkster)
30	Gordon, Thomas **	S	5-11	207	Sr./Jr.	Detroit, Mich. (Cass Technical)
94	Graman, Curt	LS	6-5	205	Sr./Jr.	Cincinnati, Ohio (Elder)
69	Gunderson, Erik*	OL	6-8	303	Sr./Jr.	Milan, Mich. (Milan)
31	Gyarmati, Paul **	FB	6-1	234	5th	Birmingham, Mich. (Brother Rice)
43	Hagerup, Will **	P	6-4	227	Jr.	Milwaukee, Wis. (Whitefish Bay)
7	Hawthorne, Brandin **	LB	6-0	220	Sr.	Pahokee, Fla. (Pahokee)
5	Hayes, Justice	RB	5-10	183	So./Fr.	Flint, Mich. (Grand Blanc Community)
92	Heitzman, Keith	DE	6-3	270	So./Fr.	Hilliard, Ohio (Hilliard Davidson)
69	Henry, Willie	DT	6-3	314	Fr.	Cleveland, Ohio (Glenville)
24	Hollowell, Delonte*	DB	5-9	176	So.	Detroit, Mich. (Cass Technical)
33	Hopkins, Stephen **	RB	6-0	240	Jr.	Double Oak, Texas (Marcus)
39	Houma, Sione	FB	6-0	227	Fr.	Salt Lake City, Utah (Highland)

# 2012 MICHIGAN FOOTBALL ROSTERS

## ALPHABETICAL ROSTER

No.	Player	Pos.	Ht.	Wt.	Year/Elig.	Hometown (High School/Previous School)
17	Jackson, Jeremy **	WR	6-3	204	Jr.	Ann Arbor, Mich. (Huron)
52	Jenkins-Stone, Royce	LB	6-2	213	Fr.	Detroit, Mich. (Cass Technical)
95	Jocz, Michael	TE	6-4	210	Fr.	Novi, Mich. (Novi HS)
29	Johnson, Drake	RB	6-1	209	Fr.	Ann Arbor, Mich. (Pioneer)
27	Jones, Mike **	LB	6-2	226	Sr./Jr.	Orlando, Fla. (Edgewater)
67	Kalis, Kyle	OL	6-5	294	Fr.	Lakewood, Ohio (St. Edward)
27	Keizer, Jonathan	WR	6-5	211	So./Fr.	Portage, MI (Portage Northern)
14	Kennedy, Jack	QB	5-11	185	5th	Walled Lake, Mich. (Walled Lake Central)
36	Kerridge, Joe	FB	6-0	244	So./Fr.	Traverse City, Mich. (St. Francis)
32	Kovacs, Jordan ***	S	6-0	202	5th	Curtice, Ohio (Clay)
81	Kwiatkowski, Mike*	TE	6-5	262	5th	Macomb, Mich. (Dakota)
59	Lawson, Mark	LB	6-2	213	Fr.	Ada, Mich. (Forest Hills Eastern)
77	Lewan, Taylor **	OL	6-8	309	Sr./Jr.	Scottsdale, Ariz. (Chaparral)
78	Magnuson, Erik	OL	6-6	285	Fr.	Carlsbad, Calif. (La Costa Canyon)
70	Mateus, Kristian	OL	6-7	309	Jr./So.	Ada, Mich. (Forest Hills Central)
57	Mealer, Elliott ***	OL	6-5	308	5th	Wauseon, Ohio (Wauseon)
60	Miller, Jack	OL	6-4	288	So./Fr.	Perrysburg, Ohio (St. John's Jesuit)
80	Miller, Ricardo*	WR	6-4	226	Jr.	Orlando, Fla. (Dr. Phillips [Fla.]/Pioneer [Mich.])
91	Mitropoulos-Rundus, David	TE	6-2	244	So./Fr.	Ann Arbor, Mich. (Pioneer)
87	Moore, Brandon*	TE	6-5	268	5th	Trotwood, Ohio (Trotwood-Madison)
48	Morgan, Desmond*	LB	6-1	227	So.	Holland, Mich. (West Ottawa)
26	Norfleet, Dennis	RB	5-7	161	Fr.	Detroit, Mich. (Martin Luther King)
31	Offerdahl, Andrew	S	5-11	199	Fr.	Fort Lauderdale, Fl. (Cardinal Gibbons)
53	Ojemudia, Mario	DE	6-2	231	Fr.	Farmington Hills, Mich. (Harrison)
65	Onameh, Patrick ***	OL	6-4	305	5th	Columbus, Ohio (St. Francis DeSales)
94	Paskorz, Jordan	TE	6-3	254	Jr./So.	Gibsonia, Pa. (Hampton)
36	Pearson, AJ	DB	6-0	195	Fr.	Johns Creek, Ga. (Northview HS)
56	Pipkins, Ondre	DT	6-3	340	Fr.	Kansas City, Mo. (Park Hill)
63	Pliska, Ben	OL	6-3	269	Fr.	Kirkland, Wa. (Lake Washington)
40	Poole, Antonio	LB	6-2	224	So./Fr.	Cincinnati, Ohio (Winton Woods)
38	Rawls, Thomas*	RB	5-10	218	So.	Flint, Mich. (Flint Northern)
85	Reynolds, Joe *	WR	6-1	196	Sr./Jr.	Rochester, Mich. (Rochester Adams)
13	Richardson, Terry	CB	5-9	162	Fr.	Detroit, Mich. (Cass Technical)
49	Ringer, Kaleb	LB	6-1	231	Fr.	Clayton, Ohio (Northmont)
16	Robinson, Denard ***	QB	6-0	197	Sr.	Deerfield Beach, Fla. (Deerfield Beach)
83	Robinson, Jerald*	WR	6-1	215	Jr./So.	Canton, Ohio (South)
3	Robinson, Marvin **	S	6-2	200	Jr.	Winter Haven, Fla. (Lake Region)
88	Roh, Craig ***	DE	6-5	281	Sr.	Scottsdale, Ariz. (Chaparral)
15	Ross III, James	LB	6-1	225	Fr.	Orchard Lake, Mich. (St. Mary's Prep)
21	Roundtree, Roy ***	WR	6-0	180	5th	Trotwood, Ohio (Trotwood-Madison)
47	Ryan, Jake*	LB	6-3	242	Jr./So.	Westlake, Ohio (St. Ignatius)
75	Schofield, Michael **	OL	6-7	300	Sr./Jr.	Orland Park, Ill. (Carl Sandburg)
23	Simmons, Floyd ***	S	6-0	200	5th	Detroit, Mich. (Crockett Technical)
2	Smith, Vincent ***	RB	5-6	175	Sr.	Pahokee, Fla. (Pahokee)
50	Strobel, Tom	DE	6-6	252	Fr.	Mentor, Ohio (Mentor)
13	Swieca, Alex	QB	6-1	206	So./Fr.	New York, NY (The Frisch School)
6	Taylor, Raymon*	DB	5-10	182	So.	Detroit, Mich. (Highland Park)
28	Toussaint, Fitzgerald **	RB	5-10	202	Sr./Jr.	Youngstown, Ohio (Liberty)
76	Washington, Quinton **	DT	6-4	300	Sr./Jr.	St. Stephen, S.C. (Timberland)
45	Wile, Matt*	K	6-2	214	So.	San Diego, Calif. (Francis Parker)
41	Wilkins, Kenny	DT	6-3	294	Jr./So.	Washington, Pa. (Trinity)
84	Williams, A.J.	TE	6-6	283	Fr.	Cincinnati, Ohio (Sycamore)
22	Wilson, Jarrod	S	6-2	194	Fr.	Akron, Ohio (Buchtel)
20	Wilson, Steve	CB	5-11	179	5th	White Lake, Mich. (Lakeland)
43	Wormley, Chris	DE	6-5	279	Fr.	Toledo, Ohio (Whitmer)
19	Zeller, Charlie	S	5-11	199	Sr./Jr.	Centennial, Colo. (Cherry Creek)

## NUMERICAL ROSTER

No.	Player	Pos.
45	Wile, Matt*	K
46	Broekhuizen, Seth *	PK
47	Ryan, Jake*	LB
48	Morgan, Desmond*	LB
49	Ringer, Kaleb	LB
50	Strobel, Tom	DE
52	Jenkins-Stone, Royce	LB
52	Barnum, Ricky ***	OL
53	Ojemudia, Mario	DE
54	Ash, Richard	DT
54	Glanda, Jareth*	LS
55	Black, Jibreel **	DT
56	Pipkins, Ondre	DT
56	Burzynski, Joey*	OL
57	Clark, Frank*	DE
57	Mealer, Elliott ***	OL
58	Bryant, Chris	OL
59	Lawson, Mark	LB
60	Miller, Jack	OL
61	Glasgow, Graham	OL
62	Bars, Blake	OL
63	Pliska, Ben	OL
65	Onameh, Patrick ***	OL
67	Brink, Nathan*	DT
67	Kalis, Kyle	OL
69	Henry, Willie	DT
69	Gunderson, Erik*	OL
70	Mateus, Kristian	OL
71	Braden, Ben	OL
73	Campbell, William ***	DT
75	Schofield, Michael **	OL
76	Washington, Quinton **	DT
77	Lewan, Taylor **	OL
78	Magnuson, Erik	OL
79	Gibbs, Dan	OL
80	Miller, Ricardo*	TE
81	Kwiatkowski, Mike*	TE
82	Darboh, Amara	WR
83	Robinson, Jerald*	WR
84	Williams, A.J.	TE
85	Reynolds, Joe *	WR
86	Chesson, Jehu	WR
87	Moore, Brandon*	TE
88	Roh, Craig ***	DE
91	Allen, Kenneth	K/P
91	Mitropoulos-Rundus, David	TE
92	Heitzman, Keith	DE
93	Eddins, Chris	TE
94	Graman, Curt	LS
94	Paskorz, Jordan	TE
95	Capatina, Anthony	K
95	Jocz, Michael	TE
96	Glasgow, Ryan	DL
97	Beyer, Brennen*	DE
99	Godin, Matthew	DT



# 2012 ROSTER BREAKDOWN

## ROSTER BY STATE

No.	Player	Pos.
Arizona (2)		
77	Lewan, Taylor **	OL
88	Roh, Craig ***	DE
California (3)		
56	Burzynski, Joey *	OL
78	Magnuson, Erik	OL
45	Wile, Matt *	K
Colorado (1)		
19	Zeller, Charlie	S
Florida (11)		
54	Ash, Richard	DT
52	Barnum, Ricky ***	OL
10	Gallon, Jeremy **	WR
34	Gibbons, Brendan **	PK
7	Hawthorne, Brandin **	LB
27	Jones, Mike **	LB
80	Miller, Ricardo *	TE
31	Offerdahl, Andrew	S
16	Robinson, Denard ***	QB
3	Robinson, Marvin **	S
2	Smith, Vincent ***	RB
Georgia (1)		
36	Pearson, AJ	DB
Illinois (5)		
58	Bryant, Chris	OL
3	Dever, Bo	WR
61	Glasgow, Graham	OL
96	Glasgow, Ryan	DL
75	Schofield, Michael **	OL
Iowa (1)		
82	Darboh, Amara	WR
Kentucky (1)		
34	Clark, Jeremy	S
Louisiana (1)		
9	Dileo, Drew **	WR
Maryland (2)		
18	Countess, Blake *	DB
14	Furman, Josh *	S
Michigan (45)		
91	Allen, Kenneth	K/P
40	Allspach, Nate	TE
38	Backey, Al *	CB
97	Beyer, Brennen *	DE
71	Braden, Ben	OL
67	Brink, Nathan *	DT
46	Broekhuizen, Seth *	PK
73	Campbell, William ***	DT
95	Capatina, Anthony	K
6	Cleary, Brian	QB
25	Demens, Kenny ***	LB
93	Eddins, Chris	TE
42	Esterline, Dylan	TE
19	Funchess, Devin	TE
12	Gardner, Devin *	QB
79	Gibbs, Dan	OL
54	Glanda, Jareth *	LS
99	Godin, Matthew	DT
4	Gordon, Cameron **	LB
30	Gordon, Thomas **	S
69	Gunderson, Erik *	OL
31	Gyarmati, Paul **	LB
5	Hayes, Justice	RB
24	Hollowell, Delonte *	DB
17	Jackson, Jeremy **	WR
52	Jenkins-Stone, Royce	LB
95	Jocz, Michael	TE
29	Johnson, Drake	RB
27	Keizer, Jonathan	WR

## ROSTER BY POSITION

### Quarterback

No.	Player	Pos.	Ht.	Wt.	Year/Elig.	Hometown (High School/Previous School)
8	Bellomy, Russell	QB	6-3	202	So./Fr.	Arlington, Texas (Martin)
6	Cleary, Brian	QB	6-3	204	Fr.	Detroit, Mich. (Detroit Jesuit)
12	Gardner, Devin *	QB/WR	6-4	203	Jr.	Detroit, Mich. (Inkster)
14	Kennedy, Jack	QB	5-11	185	5th	Walled Lake, Mich. (Walled Lake Central)
16	Robinson, Denard ***	QB	6-0	197	Sr.	Deerfield Beach, Fla. (Deerfield Beach)
13	Swieca, Alex	QB	6-1	206	So./Fr.	New York, NY (The Frisch School)

### Running Back

31	Gyarmati, Paul **	FB	6-1	234	5th	Birmingham, Mich. (Brother Rice)
5	Hayes, Justice	RB	5-10	183	So./Fr.	Flint, Mich. (Grand Blanc Community)
33	Hopkins, Stephen **	FB	6-0	240	Jr.	Double Oak, Texas (Marcus)
39	Houma, Sione	FB	6-0	227	Fr.	Salt Lake City, Utah (Highland)
29	Johnson, Drake	RB	6-1	209	Fr.	Ann Arbor, Mich. (Pioneer)
36	Kerridge, Joe	FB	6-0	244	So./Fr.	Traverse City, Mich. (St. Francis)
26	Norfleet, Dennis	RB	5-7	161	Fr.	Detroit, Mich. (Martin Luther King)
38	Rawls, Thomas *	RB	5-10	218	So.	Flint, Mich. (Flint Northern)
2	Smith, Vincent ***	RB	5-6	175	Sr.	Pahokee, Fla. (Pahokee)
28	Toussaint, Fitzgerald **	RB	5-10	202	Sr./Jr.	Youngstown, Ohio (Liberty)

### Wide Receiver

86	Chesson, Jehu	WR	6-3	183	Fr.	St. Louis, Mo. (Ladue Horton Watkins)
82	Darboh, Amara	WR	6-2	220	Fr.	West Des Moines, Iowa (Dowling Catholic)
3	Dever, Bo	WR	6-2	193	Fr.	Lake Forest, Ill. (Lake Forest)
9	Dileo, Drew **	WR	5-10	180	Jr.	Greenwell Springs, La. (Parkview Baptist)
10	Gallon, Jeremy **	WR	5-8	187	Sr./Jr.	Apopka, Fla. (Apopka)
12	Gardner, Devin *	QB/WR	6-4	203	Jr.	Detroit, Mich. (Inkster)
17	Jackson, Jeremy **	WR	6-3	204	Jr.	Ann Arbor, Mich. (Huron)
27	Keizer, Jonathan	WR	6-5	211	So./Fr.	Portage, MI (Portage Northern)
80	Miller, Ricardo	WR	6-4	226	Jr.	Orlando, Fla. (Dr. Phillips [Fla.]/Pioneer[Mich])
85	Reynolds, Joe *	WR	6-1	196	Sr./Jr.	Rochester, Mich. (Rochester Adams)
83	Robinson, Jerald *	WR	6-1	215	Jr./So.	Canton, Ohio (South)
21	Roundtree, Roy ***	WR	6-0	180	5th	Trotwood, Ohio (Trotwood-Madison)

### Tight End

40	Allspach, Nate	TE	6-6	244	Jr./So.	Grand Rapids, Mich. (Grandville)
93	Eddins, Chris	TE	6-5	266	Jr./So.	Detroit, Mich. (Country Day)
42	Esterline, Dylan	TE	6-5	236	Jr./So.	Blissfield, Mich. (Blissfield)
19	Funchess, Devin	TE	6-4	229	Fr.	Farmington Hills, Mich. (Harrison)
95	Jocz, Michael	TE	6-4	210	Fr.	Novi, Mich. (Novi HS)
81	Kwiatkowski, Mike *	TE	6-5	262	5th	Macomb, Mich. (Dakota)
91	Mitropoulos-Rundus, David	TE	6-2	244	So./Fr.	Ann Arbor, Mich. (Pioneer)
87	Moore, Brandon *	TE	6-5	268	5th	Trotwood, Ohio (Trotwood-Madison)
94	Paskorz, Jordan	TE	6-3	254	Jr./So.	Gibsonia, Pa. (Hampton)
84	Williams, A.J.	TE	6-6	283	Fr.	Cincinnati, Ohio (Sycamore)

### Offensive Line

52	Barnum, Ricky ***	OL	6-3	296	5th	Lakeland, Fla. (Lake Gibson)
62	Bars, Blake	OL	6-5	291	Fr.	Nashville, Tenn. (Montgomery Bell Academy)
71	Braden, Ben	OL	6-6	308	Fr.	Rockford, Mich. (Rockford)
58	Bryant, Chris	OL	6-4	318	So./Fr.	Chicago, Ill. (Simeon)
56	Burzynski, Joey *	OL	6-1	295	Jr./So.	Carlsbad, Calif. (Carlsbad)
79	Gibbs, Dan	OL	6-7	311	Fr.	Birmingham, Mich. (Seaholm)
61	Glasgow, Graham	OL	6-6	305	So./Fr.	Aurora, Ill. (Marmion Academy)
69	Gunderson, Erik *	OL	6-8	303	Sr./Jr.	Milan, Mich. (Milan)
67	Kalis, Kyle	OL	6-5	294	Fr.	Lakewood, Ohio (St. Edward)
77	Lewan, Taylor **	OL	6-8	309	Sr./Jr.	Scottsdale, Ariz. (Chaparral)
78	Magnuson, Erik	OL	6-6	285	Fr.	Carlsbad, Calif. (La Costa Canyon)
70	Mateus, Kristian	OL	6-7	309	Jr./So.	Ada, Mich. (Forest Hills Central)
57	Mealer, Elliott ***	OL	6-5	308	5th	Wauseon, Ohio (Wauseon)
60	Miller, Jack	OL	6-4	288	So./Fr.	Perrysburg, Ohio (St. John's Jesuit)
65	Omameh, Patrick ***	OL	6-4	305	5th	Columbus, Ohio (St. Francis DeSales)
63	Pliska, Ben	OL	6-3	269	Fr.	Kirkland, Wa. (Lake Washington)
75	Schofield, Michael **	OL	6-7	300	Sr./Jr.	Orland Park, Ill. (Carl Sandburg)

## ROSTER BY POSITION

## Defensive Line

54	Ash, Richard	DT	6-3	300	Jr./So.	Pahokee, Fla. (Pahokee)
97	Beyer, Brennen *	DE	6-3	252	So.	Canton, Mich. (Plymouth)
55	Black, Jibreel **	DT	6-2	279	Jr.	Cincinnati, Ohio (Wyoming)
67	Brink, Nathan *	DT	6-5	275	Sr./Jr.	Holland, Mich. (Holland Christian)
73	Campbell, William ***	DT	6-5	308	Sr.	Detroit, Mich. (Cass Technical)
57	Clark, Frank *	DE	6-2	262	So.	Cleveland, Ohio (Glenville)
96	Glasgow, Ryan	DT	6-4	294	Fr.	Aurora, Ill. (Marmion Academy)
99	Godin, Matthew	DT	6-6	277	Fr.	Novi, Mich. (Detroit Catholic Central)
92	Heitzman, Keith	DE	6-3	270	So./Fr.	Hilliard, Ohio (Hilliard Davidson)
69	Henry, Willie	DT	6-3	314	Fr.	Cleveland, Ohio (Glenville)
53	Ojemudia, Mario	DE	6-2	231	Fr.	Farmington Hills, Mich. (Harrison)
56	Pipkins, Ondre	DT	6-3	340	Fr.	Kansas City, Mo. (Park Hill)
88	Roh, Craig ***	DE	6-5	281	Sr.	Scottsdale, Ariz. (Chaparral)
50	Strobel, Tom	DE	6-6	252	Fr.	Mentor, Ohio (Mentor)
76	Washington, Quinton **	DT	6-4	300	Sr./Jr.	St. Stephen, S.C. (Timberland)
41	Wilkins, Kenny	DT	6-3	294	Jr./So.	Washington, Pa. (Trinity)
43	Wormley, Chris	DE	6-5	279	Fr.	Toledo, Ohio (Whitmer)

## Linebacker

35	Bolden, Joe	LB	6-3	223	Fr.	Cincinnati, Ohio (Colerain)
25	Demens, Kenny ***	LB	6-1	242	5th	Oak Park, Mich. (Detroit Country Day)
4	Gordon, Cameron **	LB	6-3	236	Sr./Jr.	Detroit, Mich. (Inkster)
7	Hawthorne, Brandin **	LB	6-0	220	Sr.	Pahokee, Fla. (Pahokee)
52	Jenkins-Stone, Royce	LB	6-2	213	Fr.	Detroit, Mich. (Cass Technical)
27	Jones, Mike **	LB	6-2	226	Sr./Jr.	Orlando, Fla. (Edgewater)
59	Lawson, Mark	LB	6-2	213	Fr.	Ada, Mich. (Forest Hills Eastern)
48	Morgan, Desmond *	LB	6-1	227	So.	Holland, Mich. (West Ottawa)
40	Poole, Antonio	LB	6-2	224	So./Fr.	Cincinnati, Ohio (Winton Woods)
49	Ringer, Kaleb	LB	6-1	231	Fr.	Clayton, Ohio (Northmont)
15	Ross III, James	LB	6-1	225	Fr.	Orchard Lake, Mich. (St. Mary's Prep)
47	Ryan, Jake *	LB	6-3	242	Jr./So.	Westlake, Ohio (St. Ignatius)

## Secondary

5	Avery, Courtney **	CB	5-11	173	Jr.	Mansfield, Ohio (Lexington)
38	Backey, Al *	CB	5-10	183	Sr./Jr.	Ypsilanti, Mich. (Ypsilanti)
34	Clark, Jeremy	S	6-4	200	Fr.	Madisonville, Ky. (Madisonville North Hopkins)
18	Countess, Blake *	CB	5-10	180	So.	Owings Mills, Md. (Our Lady of Good Counsel)
8	Floyd, J.T. ***	CB	6-0	183	5th	Greenville, S.C. (J.L. Mann)
14	Furman, Josh *	S	6-2	203	Jr./So.	Annapolis, Md. (Old Mill Senior)
12	Gant, Allen	S	6-2	199	Fr.	Sylvania, Ohio (Southview)
30	Gordon, Thomas **	S	5-11	207	Sr./Jr.	Detroit, Mich. (Cass Technical)
24	Hollowell, Delonte *	CB	5-9	176	So.	Detroit, Mich. (Cass Technical)
32	Kovacs, Jordan ***	S	6-0	202	Sr./Jr.	Curtice, Ohio (Clay)
31	Offerdahl, Andrew	S	5-11	199	Fr.	Fort Lauderdale, Fl. (Cardinal Gibbons)
36	Pearson, AJ	CB	6-0	195	Fr.	Johns Creek, Ga. (Northview HS)
13	Richardson, Terry	CB	5-9	162	Fr.	Detroit, Mich. (Cass Technical)
3	Robinson, Marvin **	S	6-2	200	So.	Winter Haven, Fla. (Lake Region)
23	Simmons, Floyd ***	S	6-0	200	Sr./Jr.	Detroit, Mich. (Crockett Technical)
6	Taylor, Raymon *	CB	5-10	182	So.	Detroit, Mich. (Highland Park)
22	Wilson, Jarrod	S	6-2	194	Fr.	Akron, Ohio (Buchtel)
20	Wilson, Steve	CB	5-11	179	5th	White Lake, Mich. (Lakeland)
19	Zeller, Charlie	S	5-11	199	Sr./Jr.	Centennial, Colo. (Cherry Creek)

## Specialists

91	Allen, Kenneth	K/P	6-3	205	Fr.	Fenton, Mich. (Fenton)
46	Broekhuizen, Seth *	PK	6-1	205	Sr./Jr.	Holland, Mich. (Holland Christian)
95	Capatina, Anthony	K	5-9	180	Jr./So.	Novi, Mich. (Detroit Catholic Central)
34	Gibbons, Brendan **	PK	6-1	230	Sr./Jr.	West Palm Beach, Fla. (Cardinal Newman)
54	Glanda, Jareth *	LS	6-3	260	Sr./Jr.	Rochester Hills, Mich. (Brother Rice)
94	Graman, Curt	LS	6-5	205	Sr./Jr.	Cincinnati, Ohio (Elder)
43	Hagerup, Will **	P	6-4	227	Jr.	Milwaukee, Wis. (Whitefish Bay)
45	Wile, Matt *	PK	6-2	214	So.	San Diego, Calif. (Francis Parker)

14	Kennedy, Jack	QB
36	Kerridge, Joe	FB
81	Kwiatkowski, Mike *	TE
59	Lawson, Mark	LB
70	Mateus, Kristian	OL
91	Mitropoulos-Rundus, David	TE
48	Morgan, Desmond *	LB
26	Norfleet, Dennis	RB
53	Ojemudia, Mario	DE
38	Rawls, Thomas *	RB
85	Reynolds, Joe *	WR
13	Richardson, Terry	CB
15	Ross III, James	LB
23	Simmons, Floyd ***	S
6	Taylor, Raymon *	DB
20	Wilson, Steve	CB
Missouri (2)		
86	Chesson, Jehu	WR
56	Pipkins, Ondre	DT
New York (1)		
13	Swieca, Alex	QB
Ohio (24)		
5	Avery, Courtney **	CB
55	Black, Jibreel **	DE
35	Bolden, Joe	LB
57	Clark, Frank *	DE
12	Gant, Allen	S
94	Graman, Curt	LS
92	Heitzman, Keith	DE
69	Henry, Willie	DT
67	Kalis, Kyle	OL
32	Kovacs, Jordan ***	S
57	Mealer, Elliott ***	OL
60	Miller, Jack	OL
87	Moore, Brandon*	TE
65	Onameh, Patrick ***	OL
40	Poole, Antonio	LB
49	Ringer, Kaleb	LB
83	Robinson, Jerald *	WR
21	Roundtree, Roy ***	WR
47	Ryan, Jake*	LB
50	Strobel, Tom	DE
28	Toussaint, Fitzgerald **	RB
84	Williams, A.J.	TE
22	Wilson, Jarrod	S
43	Wormley, Chris	DE
Pennsylvania (2)		
94	Paskorz, Jordan	TE
41	Wilkins, Kenny	DT
South Carolina (2)		
8	Floyd, J.T. ***	CB
76	Washington, Quinton **	DT
Tennessee (1)		
62	Bars, Blake	OL
Texas (2)		
8	Bellomy, Russell	QB
33	Hopkins, Stephen **	RB
Utah (1)		
39	Houma, Sione	FB
Washington		
63	Pliska, Ben	OL
Wisconsin (1)		
43	Hagerup, Will **	P

# HEAD COACH BRADY HOKE



## Conference Championships

MAC WEST (2007, 2008)

## Coach of the Year Honors

- National - Maxwell Football Club (2011)
- Big Ten - Hayes-Schembechler (Coaches - 2011)
- Big Ten - Dave McClain (Media - 2011, Media)
- MWC (2010)
- AFCA FBS Region 3 (2008)
- MAC (2008)

## At a Glance

Born: November 3, 1958 in Kettering, Ohio  
 High School: Fairmont East (1977)  
 College: Ball State, B.S., 1982  
 Wife: Laura  
 Children: Kelly

## Brady Hoke: Head Coach ■ Ball State (1982) Michigan W-L: 15-4 Second Season Big Ten W-L: 8-2

Brady Hoke was named the 19th head coach in University of Michigan football history on Jan. 11, 2011. A former assistant coach at U-M (1995-2002), Hoke led the Wolverines to an 11-2 record (6-2 Big Ten) and Allstate Sugar Bowl victory in his first season. Hoke had previous head coaching stints at San Diego State from 2009-10, where he earned a 13-12 record, and his alma mater, Ball State, where he went 34-38 from 2003-08. Collectively, Hoke is 58-52 in nine seasons as a head coach.

Hoke's first-season success in Ann Arbor was acknowledged across the country. He was named the Maxwell Football Club Collegiate Coach of the Year and was named a finalist for three other national Coach of the Year honors: Bear Bryant, Eddie Robinson and Liberty Mutual. The Big Ten Conference's coaches voted Hoke as the inaugural recipient of the Hayes-Schembechler Coach of the Year award, while the Big Ten media named him the Dave McClain Coach of the Year.

Michigan's offense averaged 33.3 points per game, which ranked second in the Big Ten, while U-M's defense allowed 17.4 points per game, good for second in the league. Four Wolverines earned All-Big Ten distinction in 2011, highlighted by center David Molk, who was named the Rimington-Pace Offensive Lineman of the Year in the conference. Molk also was named the 2011 Rimington Trophy recipient and earned Consensus All-America honors, being named first-team All-America by the Walter Camp Football Foundation, Sporting News and Associated Press.

With four wins more than the 2010 squad (7-6), Hoke and the Wolverines tied Fielding Yost's 1901 team as the only two teams with a four-win improvement from the previous season. Yost's 1901 team went 11-0 following a 7-2-1 1900 season.

Only the legendary Yost precedes Hoke as a Michigan head coach to win 10 games in his first season. Hoke also became the fifth Big Ten coach to win at least 10 games in his first season as head coach, joining Wisconsin's Bret Bielema (12-1, 2006), Ohio State's Earle Bruce (11-1, 1979), Yost (11-0, 1901) and Minnesota's Henry Williams (10-0-2, 1900). Since 1901, Hoke is the third U-M coach to win his first six games (Fielding Yost-1901, Bennie

Oosterbaan-1948). Nationally, Hoke became one of eight coaches to direct a team to a BCS bowl in his first season, while he became the third coach (and is now one of four coaches) to direct a team to a BCS bowl victory in his first season.

The 2010 Mountain West Conference Coach of the Year, Hoke guided the Aztecs to a 9-4 record, marking the most victories since 1996 (8) while earning the program's first trip to a bowl game in 12 years, a 35-14 victory over Navy. Six of his players earned All-MWC first team in 2010, including running back Ronnie Hillman, the league's Freshman of the Year. Seven additional players earned second-team (4) honors and honorable mention (3). In 2009, Hoke's first season at San Diego State, five players were named to All-MWC teams, while 11 were MWC All-Academic selections.

As head coach at Ball State, he mentored players to 35 All-MAC selections in six years en route to a pair of bowl game appearances in 2007 and '08. The 2008 season marked the best season in program history, recording a school-record 12 wins and completing an undefeated Mid-American Conference regular-season campaign.

Collectively, Hoke has 29 years of collegiate coaching experience beginning with assistant positions at Grand Valley State (1983), Western Michigan (1984-86), Toledo (1987-88), Oregon State (1989-94) and Michigan (1995-2002). A defensive line coach at U-M, Hoke was part of three Big Ten champion teams (1997, '98, 2000), including the 1997 national champion and Rose Bowl winning squad. During his tenure, U-M posted a 76-23 overall record, claiming at least 10 victories on four occasions.

A 1982 graduate of Ball State University, Hoke earned four letters (1977-80) with the Cardinals. He was part of the only two teams in Ball State football history to post undefeated conference seasons: as a player in 1978, and as the head coach in 2008. Hoke led Ball State to the 1978 MAC championship, and as a team captain in 1980 earned All-MAC second-team honors. He graduated from Fairmont East High School in Kettering, Ohio, in 1977.

He and his wife, the former Laura Homberger, have one daughter, Kelly.

## BRADY HOKE'S YEAR-BY-YEAR COACHING RECORD

YEAR	SCHOOL	RECORD	CONFERENCE RECORD	POST-SEASON
2012	Michigan	4-2	2-0 Big Ten	
2011	Michigan	11-2	6-2 Big Ten	Sugar Bowl (vs. Virginia Tech/W, 23-20 ot)
2010	San Diego State	9-4	5-3 MWC	Poinsettia Bowl (vs. Navy/W, 35-14)
<b>2009</b>	<b>San Diego State</b>	<b>4-8</b>	<b>2-6 MWC</b>	
<b>2008</b>	<b>Ball State</b>	<b>12-1</b>	<b>8-0 MAC</b>	<b>MAC West champion, * Did not coach GMAC Bowl (vs. Tulsa/L, 45-13)</b>
<b>2007</b>	<b>Ball State</b>	<b>7-6</b>	<b>5-2 MAC</b>	<b>MAC West co-champ, International Bowl (vs. Rutgers/L, 52-30)</b>
<b>2006</b>	<b>Ball State</b>	<b>5-7</b>	<b>5-3 MAC</b>	
<b>2005</b>	<b>Ball State</b>	<b>4-7</b>	<b>4-4 MAC</b>	
<b>2004</b>	<b>Ball State</b>	<b>2-9</b>	<b>2-6 MAC</b>	
<b>2003</b>	<b>Ball State</b>	<b>4-8</b>	<b>3-5 MAC</b>	
<b>U-M</b>	<b>2 Seasons</b>	<b>15-4</b>	<b>8-2 Big Ten</b>	
<b>SDSU</b>	<b>2 Seasons</b>	<b>13-12</b>	<b>7-9 MWC</b>	
<b>BSU</b>	<b>6 Seasons</b>	<b>34-38</b>	<b>27-20 MAC</b>	
<b>TOTAL</b>	<b>10 Seasons</b>	<b>62-54</b>	<b>42-31 Conference</b>	



**BRADY HOKE'S MILESTONE WINS**

Win	Opponent	Site	Date
1	Ball State 31, Indiana State 7	H	8/28/2003
10	Ball State 26, Eastern Michigan 25	A	11/12/2005
20	Ball State 27, Western Michigan 23	A	10/20/2007
30	Ball State 38, Eastern Michigan 16	H	10/25/2008
40	San Diego State 41, New Mexico St.	A	9/11/2010
50	Michigan 31, Eastern Michigan 3	H	9/17/2011

**U-M SUPERLATIVES UNDER BRADY HOKE**

Overall:	15-4
At Home:	11-0
On the Road:	3-3
Neutral:	1-1
By Month:	
August:	0-0
September:	6-2
October:	5-1
November:	3-1
December:	0-0
January:	1-0
When Scoring First:	9-1
When Opponent Scored First:	6-3
When Scoring 20 or More Points:	15-0
When Scoring Less Than 20 Points:	0-4
When Leading at the Half:	12-0
When Trailing at the Half:	3-3
When Tied at the Half:	0-1
When Leading after 3 Quarters:	13-0
When Trailing after 3 Quarters:	1-4
When Tied after 3 Quarters:	0-0
In Overtime:	1-0
When Outrushing the Opponent:	12-1
With 35 or More Rushing Attempts:	11-3
With Less Than 30 Passing Attempts:	14-2
When Leading in Time of Possession:	11-2
When Trailing in Time of Possession:	4-2
On Turf:	13-2
On Grass:	2-2
When Leading in Takeaway/Turnover Ratio:	8-1
When Even in Takeaway/Turnover Ratio:	3-0
When Trailing in Takeaway/Turnover Ratio:	4-3
With an Individual 100-Yard Rusher:	12-0
With an Individual 200-Yard Passer:	4-1
250-Yard Passer:	3-0
With an Individual 100-Yard Receiver:	3-1
With an Individual Opponent 100-Yard Rusher:	4-3
With an Individual Opponent 200-Yard Passer:	5-0
250-Yard Passer:	3-0
With an Individual Opponent 100-Yard Receiver:	4-1



**AL BORGES**  
Offensive Coordinator/QB



**DARRELL FUNK**  
Offensive Line



**FRED JACKSON**  
Running Backs



**JEFF HECKLINSKI**  
Wide Receivers



**DAN FERRIGNO**  
Special Teams/Tight Ends



**GREG MATTISON**  
Defensive Coordinator



**JERRY MONTGOMERY**  
Defensive Line



**MARK SMITH**  
Linebackers



**CURT MALLORY**  
Secondary



**AARON WELLMAN**  
Strength and Conditioning

**RECORD VERSUS OPPONENTS**

Conf./Team	Record
<b>Big Ten</b>	
Illinois	2-1
Indiana	1-2
Iowa	0-2
Michigan	0-1
Michigan State	0-1
Minnesota	1-0
Nebraska	1-0
Northwestern	1-0
Ohio State	1-0
Purdue	2-2
<b>Totals</b>	<b>9-9</b>
<b>MAC</b>	
Akron	2-1
Bowling Green	0-3
Buffalo	2-1
Central Florida	1-0
Central Michigan	2-4
Eastern Michigan	5-2
Kent State	3-0
Massachusetts	1-0
Miami	2-2
Northern Illinois	3-3
Ohio	0-1
Toledo	4-2
Western Michigan	5-2
<b>Totals</b>	<b>30-21</b>
<b>Independent</b>	
Navy	3-0
Notre Dame	1-1
<b>Total</b>	<b>4-1</b>
<b>Mountain West</b>	
Air Force	2-1
BYU	0-2
Colorado State	2-0
New Mexico	2-0
San Diego State	1-0
TCU	0-2
UNLV	1-1
Utah	0-2
Wyoming	1-1
<b>Total</b>	<b>9-9</b>
<b>Big 12</b>	
Missouri	0-3
Nebraska	0-1
<b>Totals</b>	<b>0-4</b>
<b>Big East</b>	
Boston College	0-2
Pittsburgh	0-1
Rutgers	0-1
Virginia Tech	1-0
<b>Totals</b>	<b>1-4</b>
<b>ACC</b>	
Boston College	0-1
<b>SEC</b>	
Alabama	0-1
Auburn	0-1
<b>Total</b>	<b>0-2</b>
<b>Sun Belt</b>	
Western Kentucky	2-0
<b>PAC 12</b>	
UCLA	0-1
<b>WAC</b>	
Idaho	0-1
New Mexico State	2-0
Utah State	1-0
<b>Total</b>	<b>3-1</b>
<b>FCS</b>	
Nicholls State	1-0
Southern Utah	1-0
Indiana State	1-0
North Dakota State	0-1
Northeastern	1-0
<b>Total</b>	<b>4-1</b>
<b>Totals</b>	<b>62-54</b>

# INDIVIDUAL CAREER BESTS

## TOP STATISTICAL LEADERS

### Rushing:

2012: Denard Robinson (101 carries, 804 yards, 8.0 avg., 6 TD)  
Career: Denard Robinson (647 carries; 4,033 yards, 6.2 avg., 41 TDs)

### Passing:

2012: Denard Robinson (69-126, 1,101 yards, 9 TD, 8 Ints.)  
Career: Denard Robinson (407-706; 6,032 yards, 49 TDs, 38 Ints.)

### Receiving:

2012: Jeremy Gallon (15 for 287 yards, 19.1 avg., 1 TD)  
Career: Roy Roundtree (134 for 1,852 yards, 13.8 avg., 13 TD)

### Punt Returns:

2012: Jeremy Gallon (4 for 18 yards, 4.5 avg., 0 TD)  
Career: Jeremy Gallon (33 for 253 yards, 7.7 avg., 0 TD)

### Kickoff Returns:

2012: Dennis Norfleet (20 for 473 yards, 23.6 avg., 0 TD)  
Career: Jeremy Gallon (31 for 647 yards, 20.9 avg., 0 TD)

### Field Goals:

2012: Brendan Gibbons (7 for 9)  
Career: Brendan Gibbons (21 for 31, long 43 yards)

### Tackles:

2012: Jake Ryan (42; 26 solos, 16 assists)  
Career: Jordan Kovacs (299; 173 solos, 126 assists)

### Tackles for Loss:

2012: Jake Ryan (7.5 for 35 yards)  
Career: Craig Roh (23.5 for 103 yards)

### Sacks:

2012: Jake Ryan (2.5 for 19 yards)  
Career: Craig Roh (8.5 for 60 yards)

### Interceptions:

2012: Raymon Taylor (2 for 70 yards) and Thomas Gordon (2 for 19 yards)  
Career: Jordan Kovacs (4 for 53 yards)

### Pass Breakups:

2012: Frank Clark and Jake Ryan (3)  
Career: J.T. Floyd (15)

### Vincent Smith

Attempts: 18, at Purdue (Nov. 13, 2010)  
Yards: 166, vs. Delaware State (Oct. 17, 2009)  
TDs: 2, vs. Bowling Green (Sept. 25, 2010)  
Long: 56, at Indiana (Oct. 2, 2010)

### Fitzgerald Toussaint

Attempts: 29, vs. Nebraska (Nov. 19, 2011)  
Yards: 192, at Illinois (Nov. 12, 2011)  
TDs: 2, 5 times, last at Purdue (Oct. 6, 2012)  
Long: 65, at Illinois (Nov. 12, 2011)

## PASSING

### Devin Gardner

Attempts: 10, vs. Bowling Green (Sept. 25, 2010)  
Completions: 7, vs. Bowling Green (Sept. 25, 2010)  
Yards: 85, vs. Bowling Green (Sept. 25, 2010)  
TDs: 1, twice, last at Illinois (Nov. 12, 2011)  
Long: 30, vs. Bowling Green (Sept. 25, 2010)

### Denard Robinson

Attempts: 40, at Notre Dame (Sept. 11, 2010)  
Completions: 24, at Notre Dame (Sept. 11, 2010)  
Yards: 338, vs. Notre Dame (Sept. 10, 2011)  
TDs: 4, vs. Notre Dame, Sept. 10, 2011)  
Long: 77, vs. Notre Dame (Sept. 10, 2011)

## RECEIVING

### Drew Dileo

Catches: 3, vs. Massachusetts (Sept. 15, 2012)  
Yards: 91, vs. Massachusetts (Sept. 15, 2012)  
TDs: 1, twice, last vs. Minnesota (Oct. 1, 2011)  
Long: 66, vs. Massachusetts (Sept. 15, 2012)

### Jeremy Gallon

Catches: 5, at Northwestern (Oct. 8, 2011)  
Yards: 107, vs. Alabama (Sept. 1, 2012)  
TDs: 1, 5 times, last vs. Illinois (Oct. 13, 2012)  
Long: 71, twice, last vs. Illinois (Oct. 13, 2012)

### Devin Gardner

Catches: 5, vs. Air Force (Sept. 8, 2012)  
Yards: 63, vs. Air Force (Sept. 8, 2012)  
TDs: 1, three times, last vs. Massachusetts (Sept. 15, 2012)  
Long: 44, vs. Alabama (Sept. 1, 2012)

### Jeremy Jackson

Catches: 2, three times, last vs. Air Force (Sept. 8, 2012)  
Yards: 31, at Ohio State (Nov. 27, 2010)  
TDs: None  
Long: 22, at Ohio State (Nov. 27, 2010)

### Roy Roundtree

Catches: 10, vs. Purdue (Nov. 7, 2009)  
Yards: 246, vs. Illinois (Nov. 6, 2010)  
TDs: 2, vs. Illinois (Nov. 6, 2010)  
Long: 76, at Illinois (Oct. 31, 2009)

### Vincent Smith

Catches: 7, at Wisconsin (Nov. 14, 2009)  
Yards: 54, at Wisconsin (Nov. 14, 2009)  
TDs: 1, 6 times, last vs. Minnesota (Oct. 1, 2011)  
Long: 28, vs. Minnesota (Oct. 1, 2011)

## DEFENSE

### Courtney Avery

Tackles: 7, vs. Wisconsin (Nov. 20, 2010)  
Solos: 5, at Purdue (Nov. 13, 2010)  
Asst: 4, vs. Wisconsin (Nov. 20, 2010)  
TFLs: 1.0, twice, last vs. Air Force (Sept. 8, 2012)

Sacks: 0.5, vs. Purdue (Oct. 29, 2011)  
Int.: 1, twice, last vs. Ohio State (Nov. 26, 2011)  
FR: 1, twice, last vs. Nebraska (Nov. 19, 2011)  
PBUs: 2, vs. Bowling Green (Sept. 25, 2010)

### Frank Clark

Tackles: 5, vs. Virginia Tech (Jan. 3, 2012)  
Solos: 2, twice, last vs. Massachusetts (Sept. 15, 2012)  
Asst: 4, twice, vs. Virginia Tech (Jan. 3, 2012)  
TFLs: 2, vs. Air Force (Sept. 8, 2012)  
Sacks: None  
Int.: 1, vs. Virginia Tech (Jan. 3, 2012)  
FR: None  
PBUs: 2, vs. Massachusetts (Sept. 15, 2012)

### Kenny Demens

Tackles: 13, vs. Wisconsin (Nov. 20, 2010)  
Solos: 6, three times, last at Purdue (Oct. 6, 2012)  
Asst: 8, twice, last at Iowa (Nov. 5, 2011)  
TFLs: 1, 6 times, last vs. Illinois (Oct. 13, 2012)  
Sacks: 1, twice, last at Illinois (Nov. 12, 2011)  
Int.: 1, vs. Illinois (Oct. 13, 2012)  
FR: None  
PBUs: 1, three times, last vs. Notre Dame (Sept. 22, 2012)

### J.T. Floyd

Tackles: 13, twice, last vs. Michigan State (Oct. 9, 2010)  
Solos: 10, vs. Michigan State (Oct. 9, 2010)  
Asst: 6, at Indiana (Oct. 2, 2010)  
TFLs: 1, twice, last vs. Michigan State (Oct. 9, 2010)  
Sacks: None  
Int.: 1, 3 times, last at Illinois (Nov. 12, 2011)  
FR: None  
PBUs: 2, 4 times, last at Purdue (Oct. 6, 2012)

### Cameron Gordon

Tackles: 15, at Indiana (Oct. 2, 2010)  
Solos: 12, at Indiana (Oct. 2, 2010)  
Asst: 5, twice, last vs. Illinois (Nov. 6, 2010)  
TFLs: 1, three times, last vs. Air Force (Sept. 8, 2012)  
Sacks: None  
Int.: 1, twice, last at Indiana (Oct. 2, 2010)  
FR: 2, at Purdue (Nov. 13, 2010)  
PBUs: 1, six times, last at Purdue (Oct. 6, 2012)

### Thomas Gordon

Tackles: 9, twice, last vs. Alabama (Sept. 1, 2012)  
Solos: 6, twice, last vs. Air Force (Sept. 8, 2012)  
Asst: 5, vs. Notre Dame (Sept. 10, 2011)  
TFLs: 2, at Notre Dame (Sept. 11, 2010)  
Sacks: 1, twice, last at Penn State (Oct. 30, 2010)  
Int.: 1, three times, last at Purdue (Oct. 6, 2012)  
FR: 1, 4 times, last at Illinois (Nov. 12, 2011)  
PBUs: 1, twice, last at Illinois (Nov. 12, 2011)

### Brandin Hawthorne

Tackles: 10, vs. Eastern Michigan (Sept. 17, 2011)  
Solos: 7, vs. Eastern Michigan (Sept. 17, 2011)  
Asst: 5, at Northwestern (Oct. 8, 2011)  
TFLs: 1, twice, last vs. Eastern Michigan (Sept. 17, 2011)  
Sacks: 1, vs. Purdue (Oct. 29, 2011)  
Int.: 1, at Northwestern (Oct. 8, 2011)  
FR: None  
PBUs: 1, vs. Notre Dame (Sept. 17, 2011)

### Jordan Kovacs

Tackles: 17, twice, (last at Ohio State, Nov. 27, 2010)  
Solos: 9, at Ohio State (Nov. 27, 2010)  
Asst: 10, at Michigan State (Oct. 3, 2009)  
TFLs: 2.5, twice, last vs. Iowa (Oct. 16, 2010)  
Sacks: 2, vs. Western Michigan (Sept. 3, 2011)  
Int.: 1, 3 times, last at Ohio State (Nov. 27, 2010)  
FR: 1, twice, last at Michigan State (Oct. 15, 2011)  
PBUs: 1, twice, last vs. Western Michigan (Sept. 3, 2011)

**Desmond Morgan**

Tackles: 10, twice, last vs. Virginia Tech (Jan. 3, 2012)  
 Solos: 5, twice, last vs. Air Force (Sept. 8, 2012)  
 Asst: 8, vs. Alabama (Sept. 1, 2012)  
 TFLs: 2.0, at Purdue (Oct. 6, 2012)  
 Sacks: 1, vs. Ohio State (Nov. 26, 2011)  
 Int.: None  
 FR: 1, at Michigan State (Oct. 15, 2011)  
 PBUs: 1, at Iowa (Nov. 5, 2011)

**Craig Roh**

Tackles: 7, vs. Eastern Michigan (Sept. 19, 2009)  
 Solos: 5, vs. Illinois (Nov. 6, 2010)  
 Asst: 5, vs. Eastern Michigan (Sept. 19, 2009)  
 TFLs: 2, 5 times, last at Michigan State (Oct. 15, 2011)  
 Sacks: 1, 5 times, last at Purdue (Oct. 6, 2012)  
 Int.: 1, vs. Eastern Michigan (Sept. 19, 2009)  
 FR: None  
 PBUs: 2, at Michigan State (Oct. 3, 2009)

**Jake Ryan**

Tackles: 11, twice, last vs. Illinois (Oct. 13, 2012)  
 Solos: 7, twice, last vs. Illinois (Oct. 13, 2012)  
 Asst: 4, three times, last vs. Illinois (Oct. 13, 2012)  
 TFLs: 4, vs. Virginia Tech (Jan. 3, 2012)  
 Sacks: 1.5, vs. Illinois (Oct. 13, 2012)  
 Int.: None  
 FR: 2, vs. San Diego State (Sept. 24, 2011)  
 PBUs: 1, vs. Notre Dame (Sept. 22, 2012)

**PUNT RETURNS****Drew Dileo**

Returns: 1, 3 times, last vs. Eastern Michigan (Sept. 17, 2011)  
 Yards: 15, vs. Bowling Green (Sept. 25, 2010)  
 TDs: None  
 Long: 15, vs. Bowling Green (Sept. 25, 2010)

**Jeremy Gallon**

Returns: 4, twice, last vs. Nebraska (Nov. 19, 2011)  
 Yards: 62, at Illinois (Nov. 12, 2011)  
 TDs: None  
 Long: 32, at Illinois (Nov. 12, 2011)

**Dennis Norfleet**

Returns: 1, twice, last vs. Illinois (Oct. 13, 2012)  
 Yards: 42, vs. Illinois (Oct. 13, 2012)  
 TDs: None  
 Long: 42, vs. Illinois (Oct. 13, 2012)

**KICK RETURNS****Drew Dileo**

Returns: 6, at Ohio State (Nov. 27, 2010)  
 Yards: 118, at Ohio State (Nov. 27, 2010)  
 TDs: None  
 Long: 34, vs. Wisconsin (Nov. 20, 2010)

**Jeremy Gallon**

Returns: 7, vs. Illinois (Nov. 6, 2010)  
 Yards: 139, vs. Illinois (Nov. 6, 2010)  
 TDs: None  
 Long: 47, at Penn State (Oct. 30, 2010)

**Dennis Norfleet**

Returns: 8, vs. Alabama (Sept. 1, 2012)  
 Yards: 177, vs. Alabama (Sept. 1, 2012)  
 TDs: None  
 Long: 38 at Purdue (Oct. 6, 2012)

**Vincent Smith**

Returns: 5, vs. Notre Dame (Sept. 10, 2011)  
 Yards: 98, vs. Notre Dame (Sept. 10, 2011)  
 TDs: None  
 Long: 24, vs. Notre Dame (Sept. 10, 2011)

**KICKING****Brendan Gibbons**

Points: 16, vs. Minnesota (Oct. 1, 2011)  
 FG Att.: 4, at Purdue (Oct. 6, 2012)  
 FG Made: 3, three times, last at Purdue (Oct. 6, 2012)  
 PATs: 7, vs. Minnesota (Oct. 1, 2011)  
 Long FG: 43, vs. Ohio State (Nov. 26, 2011)

**Will Hagerup**

Punts: 9, at Notre Dame (Sept. 11, 2010)  
 Yards: 353, vs. Alabama (Sept. 1, 2012)  
 Average: 51.0, vs. Connecticut (Sept. 4, 2010)  
 50+: 4, vs. Alabama (Sept. 1, 2012)  
 I-20: 3, at Michigan State, Oct. 15, 2011)  
 Long: 72, at Purdue (Nov. 13, 2010)

**Matt Wile**

Punts: 5, vs. Notre Dame (Sept. 10, 2011)  
 Yards: 196, vs. San Diego State (Sept. 24, 2011)  
 Average: 49.0, vs. San Diego State (Sept. 24, 2011)  
 50+: 1, vs. San Diego State (Sept. 24, 2011)  
 I-20: 3, vs. Illinois (Oct. 13, 2012)  
 Long: 51, vs. San Diego State (Sept. 24, 2011)



# MICHIGAN STADIUM



### Top 5 College Football Stadiums

School	Stadium	Capacity
Michigan	Michigan	109,901
Penn State	Beaver	106,572
Tennessee	Neyland	102,455
Ohio State	Ohio	102,329
Alabama	Bryant-Denny	101,821

Game	Year	Attendance
Notre Dame	2011	114,804*
Ohio State	2011	114,132
Nebraska	2011	113,718
Connecticut	2010	113,090
Michigan State	2010	113,065
Iowa	2010	112,784
<b>Air Force</b>	<b>2012</b>	<b>112,522</b>
Wisconsin	2010	112,276
Ohio State	2003	112,118
Purdue	2011	112,115

\* NCAA single-game record.

The football program is in its 86th season in the "Big House" in 2012, with a 395-120-15 all-time record at Michigan Stadium. The largest college football stadium in the country, it was completed in 1927 at a cost of \$950,000, initially seating 72,000 fans. Michigan won the first game played at Michigan Stadium, defeating Ohio Wesleyan, 33-0, on Oct. 1, 1927. The stadium was officially dedicated on Oct. 22, 1927, with a 21-0 shutout over Ohio State.

Since that inaugural season, the capacity of Michigan Stadium has increased nine times to its present 109,901. The Wolverines have led the nation in attendance 37 times in the past 38 years, and reestablished the NCAA single-game attendance record at 114,804 fans against Notre Dame in the first night game ever in Michigan Stadium in 2011. The previous mark was 113,090 fans against Connecticut during the 2010 rededication of Michigan Stadium.

Michigan has drawn crowds of 100,000-plus for 241 consecutive games. On football Saturdays in Ann Arbor, Michigan Stadium ranks as the fourth-largest "city" in the state of Michigan.

The Wolverines drew 897,431 fans for their eight-game home schedule in 2011. The eight-game average of 112,179 broke Michigan's NCAA record of 111,825 fans per contest set during the 2010 season.

Michigan Stadium was the only college-owned football facility with a video scoreboard above both end zones. It was also the first stadium to use electronic scoreboards for official time when, in 1930, two were installed.

**CAPACITY:** 109,901 -- the largest college-owned structures of its kind designed solely for football -- closer to the playing field with no running track -- no posts or other obstructions.

**COMPLETION:** 1927 --- at a cost in excess of \$950,000 to seat 72,000 spectators. Capacity raised to 84,401 by addition of temporary wooden bleachers until 1949 when permanent steel stands replaced the wooden bleachers, increasing the capacity to 97,239. Seating capacity then raised to 101,001 in 1956, 101,701 in 1973, 102,501 in 1992 and 107,501 in 1998.

**FIRST GAME:** October 1, 1927 -- Michigan led by Captain Bennie Oosterbaan, defeated Ohio Wesleyan, 33-0. LaVerne (Kip) Taylor, Michigan end, scored first in the stadium on a 28-yard pass from halfback Louis Gilbert.

**DEDICATION GAME:** October 22, 1927 -- Michigan defeated Ohio State, 21-0.

**REDEDICATION GAME:** September 4, 2010 -- Michigan defeated Connecticut, 30-10.

**ATTENDANCE:** Since 1927 -- 44,835,733 fans have watched the Wolverines play 530 games. Since expansion of the "Big House" in 1998, and the rededication in 2010, the single-game attendance record is 114,804 set against Notre Dame on Sept. 10, 2011. The NCAA season record of 897,431 set in 2011.

**FIELD:** 360 x 160 feet -- Installed new FieldTurf in 2010. The original FieldTurf surface was installed in 2003, returning Michigan to an artificial surface for the first time since the 1990 season. Installed Prescription Athletic Turf in 1991, giving Michigan its first natural grass field since 1968. Field was also lowered 3-1/2 feet allowing better sightlines for those seated in the lower rows.

### Michigan Stadium Milestone Games

No.	Date	Opponent	Result	Score
1	Oct. 1, 1927	Ohio Wesleyan	W	33-0
50	Nov. 2, 1935	Pennsylvania	W	16-6
100	Sept. 15, 1945	Great Lakes	W	27-2
200	Oct. 14, 1961	Michigan State	L	0-28
250	Oct. 11, 1969	Purdue	W	31-20
300	Sept. 24, 1977	Navy	W	14-7
400	Sept. 11, 1993	Notre Dame	L	23-27
500	Sept. 27, 2008	Wisconsin	W	27-25

### Michigan Stadium Milestone Wins

No.	Date	Opponent	Score
1	Oct. 1, 1927	Ohio Wesleyan	33-0
50	Sept. 27, 1941	Michigan State	19-7
100	Oct. 11, 1952	Indiana	28-13
200	Oct. 18, 1975	Northwestern	69-0
250	Oct. 27, 1984	Illinois	26-18
300	Aug. 26, 1995	Virginia	18-17
350	Oct. 25, 2003	Purdue	31-3

### University of Michigan Home Stadiums

Stadium	Years	Games	Win	Loss	Tie	Capacity (Yr)
Ann Arbor Sites .....	1883-1892	18	17	1	0	
Regents Field.....	1893-1905	92	87	2	3	400 (1893) 800 (1896)
Ferry Field.....	1906-1926	104	88	14	2	18,000 (1906) 25,000 (1914) 40,000 (1921) 46,000 (1926)
Michigan Stadium.....	1927-2012	530	395	120	15	72,000 (1927) 84,401 (1927) 85,753 (1928) 97,239 (1949) 101,001 (1956) 101,701 (1973) 102,501 (1992) 107,501 (1998) 106,201 (2008) 109,901 (2010)
<b>Total Ann Arbor Record</b>		<b>744</b>	<b>587</b>	<b>137</b>	<b>20</b>	
In Detroit	1879-1901	18	12	5	1	
<b>Total Home Record</b>		<b>762</b>	<b>599</b>	<b>142</b>	<b>21</b>	

### 100,000-Plus Crowds at Michigan Stadium

The football program has played 241 consecutive home games in front of crowds in excess of 100,000. The last time Michigan did not have 100,000 in attendance in Michigan Stadium was on Oct. 25, 1975 vs. Indiana. A crowd of 93,857 was on hand for the 55-7 Michigan victory.

Since then, Michigan has set numerous NCAA attendance marks and the Wolverines have led the nation for 37 of the past 38 seasons in attendance.

**GAME 1:**  
**Michigan vs. Alabama**  
**Cowboys Stadium**  
**September 1, 2012**  
**90,413**



	1st	2nd	3rd	4th	FINAL
Michigan.....	0	7	7	0	14
Alabama.....	21	10	3	7	41

**ARLINGTON, Texas** -- The eighth-ranked University of Michigan football team was unable to overcome a 31-point first-half deficit, falling 41-14 to the second-ranked University of Alabama in the 2012 Cowboys Classic held Saturday evening (Sept. 1) at Cowboys Stadium. The announced crowd of 90,413 fans was the largest for a collegiate game in Cowboys Stadium history.

Senior co-captain and quarterback Denard Robinson (Deerfield, Fla./Deerfield Beach HS) completed 11-of-26 passes for 200 yards and tossed one touchdown. He added 27 rushing yards on 10 carries and scored the team's first points on a six-yard TD run.

Senior/junior wide receiver Jeremy Gallon (Apopka, Fla./Apopka HS) caught four passes for a career-best 107 yards in the contest, including a 71-yard career-long catch on Michigan's first scoring drive of 2012. It was Gallon's first career 100-yard receiving game.

Senior/junior safety Thomas Gordon (Detroit, Mich./Cass Technical HS) led the defensive effort, tying a career high with nine tackles and adding a forced fumble. Senior co-captain and safety Jordan Kovacs (Curtice, Ohio/Clay HS) chipped in eight stops and one tackle for loss.

The Crimson Tide scored touchdowns on three consecutive first-quarter possessions to open up a 21-0 lead on the Wolverines. Quarterback A.J. McCarron tossed a pair of touchdown passes on the first two scoring drives, finding tight end Michael Williams for a two-yard touchdown and DeAndrew White for a 51-yard score. Alabama reached the end zone for the third time as Eddie Lacy ran nine yards over left tackle at 1:42 of the opening stanza.

Alabama added to its lead with 10 points in the second quarter. Kicker Jeremy Shelley connected on a 22-yard field goal at 9:53, and linebacker C.J. Mosley intercepted a third-down pass from Robinson and returned it 16 yards for the touchdown at 4:25.

Michigan chipped into the deficit as Robinson kept the ball and ran six yards behind the left side across the goal line. The Wolverines reached Crimson Tide territory as Robinson tossed a perfect strike to Gallon that covered 71 yards to the Alabama one-yard line. The

Wolverines were called for too many men in the huddle on first down, moving the ball back to the six-yard line. Robinson scored his 36th career rushing touchdown on the first-down play following the penalty. The three-play, 75-yard drive took 2:05.

Alabama increased its lead to 34-7 with a 51-yard field goal by kicker Cade Foster at 2:34 of the third quarter.

The Wolverines continued to fight back as Robinson threw a 44-yard touchdown pass to junior wide receiver Devin Gardner (Detroit, Mich./Inkster HS) with 14 seconds left in the third quarter. The receiving touchdown was the first of Gardner's career and just his second reception. The five-play, 86-yard drive took 2:20.

Alabama running back T.J. Yeldon added a one-yard rushing touchdown with 5:32 remaining to put the Crimson Tide ahead by the game's final score, 41-14.

**SCORING SUMMARY**

**First Quarter**

- ALA: WILLIAMS 2 yd reception (SHELLEY kick)
- ALA: WHITE 51 yd reception (SHELLEY kick)
- ALA: LACY 9 yd run (SHELLEY kick)

**Second Quarter**

- ALA: SHELLEY 22 yd field goal
- ALA: MOSLEY 16 yd interception return (SHELLEY kick)
- MICH: ROBINSON, D. 6 yd run (GIBBONS, B. kick)

**Third Quarter**

- ALA: FOSTER 51 yd field goal
- MICH: GARDNER, D. 44 yd reception (GIBBONS, B. kick)

**Fourth Quarter**

- ALA: YELDON 1 yd run (SHELLEY kick)

**TEAM STATISTICS**

Category	U-M	ALA
FIRST DOWNS	11	21
RUSHES-YARDS (NET)	29-69	42-247
PASSING YDS (NET)	200	199
Passes Att-Comp-Int	27-11-3	21-11-0
TOTAL OFFENSE	56-269	63-446
Fumble Returns-Yards	1-1	0-0
Punt Returns-Yards	1-3	4-56
Kickoff Returns-Yards	8-177	0-0
Interceptions-Yards	0-0	3-51
Punts (Number-Avg)	6-51.3	4-47.0
Fumbles-Lost	0-0	1-1
Penalties-Yards	8-99	7-55
Possession Time	28:34	31:26
Third-Down Conv.	3 of 12	3 of 10
Fourth-Down Conv.	0 of 1	0 of 0
Red-Zone	1-1	4-4

**INDIVIDUAL STATISTICS**

**RUSHING: ALABAMA** - YELDON 11-116; FOWLER 8-67; LACY 9-45; HART 9-19; DRAKE 1-2 **MICH**-SMITH, Vincent 13-33; ROBINSON, D. 10-27; RAWLS, T. 6-9.

**PASSING: ALABAMA**-McCARRON 11-21-0-199. **MICH**-ROBINSON, D. 11-26-2.

**RECEIVING: ALABAMA** - NORWOOD 3-53; BELL 2-26; WHITE 1-51; YELDON 1-26; JOHNSON 1-16; COOPER 1-15; LACY 1-10; WILLIAMS 1-2. **MICH** - GALLON, J. 4-107, ROUNDTREE, R. 2-12; SMITH, V. 2-11; GARDNER, D. 1-44; DILEO, D. - 1-20; KWIATKOWSKI, M. 1-6.





**GAME 2:**  
**Michigan vs. Air Force**  
**Michigan Stadium**  
**September 8, 2012**  
**112,522**

	1st	2nd	3rd	4th	FINAL
Air Force.....	3	7	7	8	25
Michigan.....	7	7	14	3	31

**ANN ARBOR, Mich.** -- Senior quarterback Denard Robinson (Deerfield Beach, Fla./Deerfield Beach) threw for two touchdowns and ran for two more scores, from 79 and 58 yards out, as the University of Michigan football team (No. 19 AP/No. 19 USA Today Coaches) escaped Air Force, 31-25, on Saturday (Sept. 8) at Michigan Stadium. Michigan thwarted Air Force on its final offensive possession late in the fourth quarter to pick up its first win of the season.

With the win, Michigan improves to 2-0 against the Falcons all-time and claims its 110th victory in home openers.

Robinson amassed 208 yards passing and 218 rushing, along with four total scores (two rush, two pass) -- the sixth game he has tallied two or more touchdowns both with his arm and legs.

Freshman tight end Devin Funchess (Farmington Hills, Mich./Harrison) led the receiving core with 106 yards, becoming only the ninth freshman in school history to have a 100-yard receiving game, which included a 30-yard touchdown reception.

Michigan's defense was led by junior/sophomore linebacker Jake Ryan (Westlake, Ohio/St. Ignatius) and freshman linebacker Joe Bolden (Cincinnati, Ohio/Colerain), who each compiled a career high in tackles with 11 and 10, respectively.

Air Force received the ball to begin the game, using the first 5:33 but missed a field goal attempt from 36 yards out to turn the ball over to the Wolverines. Two plays later, Robinson took a designed draw up the middle and sprinted 79 yards to give the Wolverines a 7-0 lead. The score was the second rushing touchdown of the season for Robinson and the 18th-longest rushing touchdown in Michigan history.

On the ensuing Falcons possession, Air Force drove 71 yards, capping the drive with a 22-yard field goal to make the score 7-3.

With 7:34 left in the first half, Robinson connected with Funchess for a 30-yard touchdown, extending the Michigan lead to 14-3. The score marked the first in Funchess' collegiate career and the second passing touch-

down on the season for Robinson.

Capitalizing on a Robinson interception late in the first half, the Falcons marched 55 yards downfield to score their first touchdown of the game. Senior running back Cody Getz took an option pitch and scooted five yards around the left side to bring Air Force within four points heading into the locker room, 14-10.

Repeating his first-half success, Robinson took the first snap of the second half and dashed 58 yards to the end zone to give the Maize and Blue a 21-10 lead.

Getz took a fourth-and-goal sweep and dashed for his second touchdown of the game with 9:50 left in the third quarter, closing the gap between the two teams to 21-17.

Late in the third quarter, Robinson connected with junior receiver Devin Gardner (Detroit, Mich./Inkster) for a seven-yard score, the second receiving touchdown of the season for Gardner.

To start the fourth quarter, Getz raced into the end zone for the third time on the day for an eight-yard score. After the addition of a two-point conversion, the Falcons clawed back to within three, 28-25.

Midway through the fourth quarter, senior/junior kicker Brendan Gibbons (West Palm Beach, Fla./Cardinal Newman) knocked through a 31-yard field goal -- his first of the season -- to give the Maize and Blue a 31-25 lead.

**SCORING SUMMARY**

**First Quarter**

MICH: ROBINSON, D. 79 yd run (GIBBONS, B. kick)  
 AF: HERRINGTON, P. 22 yd field goal

**Second Quarter**

MICH: FUNCHESS, D. 30 yd reception (GIBBONS, B. kick)  
 AF: GETZ, C. 5 yd. run (HERRINGTON, P. kick)

**Third Quarter**

MICH: ROBINSON, D. 58 yd run (GIBBONS, B. kick)  
 AF: GETZ, C. 1 yd run (HERRINGTON, P. kick)  
 MICH: GARDNER, D. 7 yd reception (GIBBONS, B. kick)

**Fourth Quarter**

AF: GETZ, C. 8 yd run (HENDRICKS, M. pass from DIETZ, C.)  
 MICH: GIBBONS, B. 31 yd field goal

**TEAM STATISTICS**

Category	U-M	AF
FIRST DOWNS	19	26
RUSHES-YARDS (NET)	31-214	71-290
PASSING YDS (NET)	208	127
Passes Att-Comp-Int	25-14-1	19-10-0
TOTAL OFFENSE	56-422	90-417
Fumble Returns-Yards	0-0	2-0
Punt Returns-Yards	1-1	0-0
Kickoff Returns-Yards	4-89	2-64
Interceptions-Yards	1-0	0-0
Punts (Number-Avg)	3-38.0	2-53.5
Fumbles-Lost	0-0	2-0
Penalties-Yards	5-45	5-35
Possession Time	24:38	35:22
Third-Down Conv.	5 of 11	12 of 21
Fourth-Down Conv.	0 of 0	2 of 5
Red-Zone	2-2	4-6

**INDIVIDUAL STATISTICS**

**RUSHING: AIR FORCE** - GETZ, C. 26-130; DIETZ, C. 14-61; DEWITT, M. 15-45; MACARTHUR, T. 5-26; COBB, W. 5-23; HART, B. 3-6; TIPTON, T. 1-2, **MICH** - ROBINSON, D. 20-218; TOUSSAINT, F. 8-7.

**PASSING: AIR FORCE** - DIETZ, C. 10-19-0 **MICH** - ROBINSON, D. 14-25-1.

**RECEIVING: AIR FORCE** - JORDAN, C. 3-22; MACARTHUR, T. 2-50; HENDRICKS, M. 2-26; BRIEHL, A. 1-17; COBB, W. 1-6; COLEMAN, D. 1-6 **MICH** - GARDNER, D. 5-63; FUNCHESS, D. 4-106; JACKSON, J. 2-17; ROBINSON, J. 1-10; GALLON, J. 1-7; ROUNDTREE, R. 1-5.



**GAME 3:**  
**Michigan vs. Massachusetts**  
**Michigan Stadium**  
**September 15, 2012**  
**110,708**



	1st	2nd	3rd	4th	FINAL
Massachusetts	0	13	0	0	13
Michigan	14	28	14	7	63

ANN ARBOR, Mich. -- The University of Michigan football team (No. 17 AP/No. 18 USA Today Coaches) used a balanced attack, earning touchdowns from eight different players, en route to a 63-13 victory over Massachusetts Saturday (Sept. 15) at Michigan Stadium.

Senior quarterback Denard Robinson (Deerfield Beach, Fla./Deerfield Beach) compiled 291 yards passing and 106 yards rushing. For the second consecutive game, Robinson totaled four touchdowns -- three through the air and one on the ground. Robinson also accounted for 366 total yards in the first half, a career best.

Senior/junior running back Fitzgerald Toussaint (Youngstown, Ohio/Liberty) added 85 yards and a score on the ground, while junior receiver Drew Dileo (Greenwell Springs, La./Parkview Baptist) led the aerial attack with 91 yards on three catches.

The Michigan defense allowed only 259 total yards and surrendered just 13 points. Senior linebacker Brandin Hawthorne (Pahokee, Fla./Pahokee) posted seven tackles, while senior/junior safeties Jordan Kovacs (Curtice, Ohio/Clay) and Thomas Gordon (Detroit, Mich./Cass Tech) each tallied six.

Michigan moved 65 yards down the field on the opening drive, ending with a 26-yard touchdown pass from Robinson to freshman tight end Devin Funchess (Farmington Hills, Mich./Harrison HS), his second in as many games.

The Maize and Blue continued its success on the second drive as Toussaint scored on an 11-yard run to cap an eight-play, 45-yard drive, extending the Wolverines lead to 14-0.

UMass got on the board early in the second quarter when Brendon Levengood connected on a 25-yard field goal, making the score 14-3.

On the ensuing Michigan possession, Dileo caught a pass from Robinson for 66 yards, taking the Maize and Blue to the Minutemen five yard-line. Senior running back Vincent Smith (Pahokee, Fla./Pahokee) took the ball up the middle on the following play to score his first touchdown of the season.

With 9:49 left in the first half, Robinson threw an interception to Christian Birt, who ran the ball in from 32 yards out to narrow the Michigan lead to 21-10. However, the Wolverines got the ball back and marched 75 yards down the field, capping the drive with a 42-yard touchdown pass from Robinson to junior receiver Devin Gardner (Detroit, Mich./Inkster), marking his third score on the season.

After forcing the Minutemen to a three-and-out, Robinson scrambled to the left, then cut back across the field 36 yards for his fourth rushing touchdown in three games, making the Michigan lead 35-10.

Approaching the two-minute mark in the half, UMass moved the ball down the field with help from a flea-flicker and Levengood connected on his second field goal of the game, making the score 35-13.

With 19 seconds left in the first half, Robinson fumbled the ball on a one-yard rushing attempt, but senior/junior tackle Taylor Lewan (Scottsdale, Ariz./Chaparral) pounced on the ball in the end zone to give the Wolverines a 42-13 halftime lead.

Fifth-year senior receiver Roy Roundtree (Trotwood, Ohio/Trotwood-Madison) started the scoring for Michigan in the second half, hauling in an 18-yard touchdown reception from Robinson on the first possession to extend the Wolverines' lead to 49-13. The score was the first of the season for Roundtree.

One drive later, the Wolverines stormed down the field once again behind a balanced rushing attack, ending with Smith's second touchdown of the game from nine yards out, giving Michigan a 56-13 lead.

Midway through the fourth quarter, sophomore/freshman running back Justice Hayes (Flint, Mich./Grand Blanc Community) joined the scoring with a one-yard touchdown run -- the first of his career -- to extend the Maize and Blue lead to 63-13.

**SCORING SUMMARY**

**First Quarter**  
 MICH: FUNCHESS, D. 26 yd reception (GIBBONS, B. kick)  
 MICH: TOUSSAINT, F. 11 yd run (GIBBONS, B. kick)

**Second Quarter**  
 UMASS: LEVENGOOD, B. 25 yd field goal  
 MICH: SMITH, V. 5 yd run (GIBBONS, B. kick)  
 UMASS: BIRT, C. 32 yd interception return (LEVENGOOD, B. kick)  
 MICH: GARDNER, D. 42 yd reception (GIBBONS, B. kick)  
 MICH: ROBINSON, D. 36 yd run (GIBBONS, B. kick)  
 UMASS: LEVENGOOD, B. 32 yd field goal  
 MICH: LEWAN, T. 0 yd fumble recovery (GIBBONS, B. kick)

**Third Quarter**  
 MICH: ROUNDTREE, R. 18 yd reception (GIBBONS, B. kick)  
 MICH: SMITH, V. 9 yd run (GIBBONS, B. kick)

**Fourth Quarter**  
 MICH: HAYES, J. 1 yd run (BROEKHUIZEN, S. kick)

**TEAM STATISTICS**

Category	U-M	UMASS
FIRST DOWNS	27	15
RUSHES-YARDS (NET)	43-294	36-112
PASSING YDS (NET)	291	147
Passes Att-Comp-Int	16-25-1	15-30-0
TOTAL OFFENSE	68-585	66-259
Fumble Returns-Yards	1-1	0-0
Punt Returns-Yards	1-3	4-56
Kickoff Returns-Yards	8-177	0-0
Interceptions-Yards	0-0	3-51
Punts (Number-Avg)	6-51.3	4-47.0
Fumbles-Lost	2-0	4-1
Penalties-Yards	5-40	10-69
Possession Time	30:57	29:03
Third-Down Conv.	7 of 11	7 of 17
Fourth-Down Conv.	1 of 1	0 of 0
Red-Zone	6-6	2-2


**INDIVIDUAL STATISTICS**

**RUSHING: UMASS** - COX, M. 18-76; BROADNAX, J. 6-22; WILSON, J. 4-14; DOYLE, A.J. 1-1 **MICH** - ROBINSON, D. 10-106; TOUSSAINT, F. 15-85; RAWLS, T. 6-42; SMITH, V. 3-20; HAYES, J. 3-19; NORFLEET, D. 1-14; BELLOMY 5-8, LEWAN, T. 0-0.

**PASSING: UMASS** - WEGZYN, M. 14-29-0-141; DOYLE, A.J. 1-1-0-6 **MICH** - ROBINSON, D. 16-24-1-291; BELLOMY, R. 0-1-0-0.

**RECEIVING: UMASS** - WILLIAMS, A. 6-38; WALKER, D. 4-63; SHARPE, T. 2-27; BLANCHFLOWER, R. 2-13; DOWLING, B. 1-6 **MICH** - DILEO, D. 3-91; GALLON, J. 3-32; GARDNER, D. 2-48; FUNCHESS, D. 2-34; ROUNDTREE, R. 2-25; SMITH, V. 1-19; TOUSSAINT, F. 1-17, KWIATKOWSKI, M. 1-16; ROBINSON, J. 1-9.

# GAME RECAP - VS. NOTRE DAME



## GAME 4: Michigan vs. Notre Dame Notre Dame Stadium September 22, 2012 80,795

	1st	2nd	3rd	4th	FINAL
Michigan.....	0	0	0	6	6
Notre Dame.....	0	10	0	3	13

SOUTH BEND, Ind. -- Unable to overcome five first-half turnovers, the University of Michigan football team (No. 18 AP/No. 17 USA Today Coaches) fell to the Notre Dame Fighting Irish (No. 11 AP/No. 15 USA Today Coaches), 13-6, on Saturday night (Sept. 22) at Notre Dame Stadium. The Maize and Blue cut the Notre Dame lead to a touchdown late in the contest but could not halt the Fighting Irish offense on their final drive as time expired.

The Michigan defense held strong throughout the game, allowing just 239 total yards and only 13 points for the second consecutive week. Fifth-year senior safety Jordan Kovacs and sophomore linebacker Desmond Morgan) led the way with seven tackles. Senior/junior corner Thomas Gordon also added six take-downs and an interception.

Senior quarterback Denard Robinson led the U-M offense with 138 yards through the air and 90 on the ground, allowing him to surpass Chad Henne (9,400, 2004-07) as the career yardage leader at Michigan (9,438). Meanwhile, fifth-year senior Roy Roundtree senior/junior Jeremy Gallon and junior Devin Gardner each hauled in three passes.

The Wolverines surrendered five interceptions to the Fighting Irish in the opening 30 minutes -- the final five Michigan pass attempts of the half. Despite the giveaways, the Michigan defense held Notre Dame to just 111 yards of offense and 10 points in the first two quarters while forcing two turnovers of its own.

After a scoreless first quarter, the Maize and Blue claimed an 80-25 advantage in total yards of offense but failed to capitalize on two trips to the Notre Dame red zone -- one ending in a missed field goal and the other in an interception on a failed half-back pass attempt.

Early in the second period, after a Fighting Irish interception return by Manti Te'o to the Michigan 17-yard line, sophomore kicker Kyle Brindza connected on a 33-yard field goal to give Notre Dame a 3-0 lead.

Minutes later, Notre Dame threatened to score again, but Gordon picked off a Fighting Irish pass in the end zone to nullify the threat.

Late in the first half, Te'o garnered his second pick of the game, and with 1:21 left, replace-

ment quarterback Tommy Rees ran the ball in from two yards out to give Notre Dame a 10-0 halftime advantage.

The Michigan defense stayed strong to start the second half, allowing 29 yards and zero points in the third quarter.

Just 1:50 into the fourth quarter, senior/junior kicker Brendan Gibbons split the uprights from 33 yards away to get the Wolverines on the board, cutting the Notre Dame lead to 10-3.

On the ensuing Notre Dame possession, the Fighting Irish took the ball down the field and Brindza added a 39-yard field goal to extend the lead to 13-3.

The Wolverines took the ball following the score and marched the field, capping a 56-yard drive with a 31-yard Gibbons field goal, bringing the Maize and Blue within seven points with just 3:27 left in the contest.

With Michigan needing a third-down stop in Notre Dame territory, the Fighting Irish completed a 32-yard pass to extend the final drive of the game. Notre Dame garnered one additional first down en route to running out the final seconds.

### SCORING SUMMARY

#### Second Quarter

ND: BRINDZA 33 yd field goal  
ND: REES 2 yd run (BRINDZA kick)

#### Fourth Quarter

MICH: GIBBONS, B. 33 yd field goal  
ND: BRINDZA 39 yd field goal  
MICH: GIBBONS, B. 31 yd field goal

### TEAM STATISTICS


Category	U-M	ND
FIRST DOWNS	19	14
RUSHES-YARDS (NET)	41-161	31-94
PASSING YDS (NET)	138	145
Passes Att-Comp-Int	13-25-5	11-19-2
TOTAL OFFENSE	299	239
Fumble Returns-Yards	0-0	0-0
Punt Returns-Yards	0-0	0-0
Kickoff Returns-Yards	3-87	0-0
Interceptions-Yards	2-7	5-69
Punts (Number-Avg)	1-34	4-151
Fumbles-Lost	2-1	0-0
Penalties-Yards	5-38	5-49
Possession Time	33:19	26:41
Third-Down Conv.	8 of 15	3 of 9
Fourth-Down Conv.	1 of 1	0 of 0
Red-Zone	2-5	2-3

### INDIVIDUAL STATISTICS

**RUSHING: ND** - RIDDICK 17-52; WOOD 7-39; ATKINSON 4-4; REES 1-2; GOLSON 1-0. **MICH** - ROBINSON, D. 26-90; TOUSSAINT, F. 13-58; GALLON, J. 2-13.

**PASSING: ND** - REES 8-11-0-115; GOLSON 3-8-2-30 **MICH** - ROBINSON, D. 13-24-4-138; SMITH, V. 0-1-1-0.

**RECEIVING: ND** - RIDDICK 5-32; DANIELS 3-40; JONES 2-35; EIFERT 1-38 **MICH** - GARDNER, D. 3-40; GALLON, J. 3-33; ROUNDTREE, R. 3-30; FUNCHESS, D. 2-11; ROBINSON, J. 1-20; DILEO, D. 1-4.



**GAME 5:  
Michigan vs. Purdue**  
Ross-Ade Stadium  
October 6, 2012  
50,105

	1st	2nd	3rd	4th	FINAL
Michigan.....	7	21	3	13	44
Purdue.....	0	10	0	3	13

WEST LAFAYETTE, Ind. -- Behind a 340-yard (235 rush, 105 pass) performance from senior quarterback Denard Robinson (Deerfield Beach, Fla./Deerfield Beach), the University of Michigan football team defeated the Purdue Boilermakers, 44-13, on Saturday (Oct. 6) at Ross-Ade Stadium. The Wolverines jumped out to a three-touchdown first-half lead on the way to winning their Big Ten opener.

The Michigan defense allowed just 210 total yards, as well as only 13 points for the third consecutive game. Three Wolverines -- fifth-year senior linebacker Kenny Demens (Oak Park, Mich./Detroit Country Day), junior/sophomore linebacker Jake Ryan (Westlake, Ohio/St. Ignatius) and sophomore linebacker Desmond Morgan (Holland, Mich./West Ottawa) -- tallied six tackles to lead the squad in the victory. Ryan and Morgan also garnered two tackles-for-loss apiece.

Robinson led the offensive attack with 235 yards on the ground to complement his 105 yards and one score through the air. With his effort on the ground, he set the Big Ten career quarterback rushing record with 3,905 yards, eclipsing the previous mark set by Indiana's Antwaan Randle El (3,895 yards, 1998-01).

Jeremy Gallon (Apopka, Fla./Apopka) compiled three receptions for 37 yards, while senior/junior running back Fitzgerald Toussaint (Youngstown, Ohio/Liberty) found the end zone twice.

After winning the coin toss and deferring to the second half, Michigan forced Purdue to a three-and-out to begin the contest. The Maize and Blue then moved down the field, including converting on a fourth-and-four, and Toussaint dove into the end zone from one yard out to give the Wolverines an early 7-0 lead. The drive totaled 78 yards on 17 plays, elapsing almost nine minutes.

The Boilermakers, after a sack by Ryan on first down, were forced to punt for their second consecutive three-and-out.

Michigan wasted no time on its second possession as Robinson scrambled 38 yards on first down to the Purdue 25-yard line. Seven plays later, Toussaint took the ball in from one yard out again for his second score of the afternoon, extending the Wolverines lead to 14-0 early in the second quarter.

On Purdue's next drive, Michigan sophomore corner Raymon Taylor (Detroit, Mich./Highland

Park) intercepted a fourth-down pass and ran the ball back 63 yards for his first career touchdown, giving the Maize and Blue a 21-0 advantage. The pick was the second in as many games for Taylor.

The Boilermakers' return man lost control of the ball on the ensuing kick return and sophomore Delonte Hollowell (Detroit, Mich./Cass Technical) scooped it up to take back possession for Michigan. However, the drive ended with a failed field goal attempt from 44 yards away.

Purdue moved the ball back down the field on its next possession, ultimately converting on a 40-yard field goal to cut the Michigan lead to 21-3 midway through the second quarter.

Late in the first half, the Wolverines marched 72 yards down the field on just seven plays, ending with a Robinson touchdown pass to junior receiver Devin Gardner (Detroit, Mich./Inkster) from 23 yards. The score, Gardner's fourth of the season, gave Michigan a 28-3 lead.

With 10 seconds left in the second quarter, Purdue answered with a touchdown on a short slant, cutting the Michigan lead to 18 heading into the locker room.

The Wolverines received the ball to start the second half but had to punt for the first time of the contest. Only minutes later, Michigan received the ball from a Purdue punt and marched back down the field. Fueled by a 46-yard Robinson run into Boilermakers territory, the Maize and Blue added three points on a 29-yard field goal by senior/junior kicker Brendan Gibbons (West Palm Beach, Fla./Cardinal Newman) to extend the lead to 31-10.

Early in the fourth quarter, Purdue capitalized on a 14-play, 58-yard drive by splitting the uprights from 37 yards out, making the score 31-13.

On his longest run of the game, Robinson took the ball and dashed 59 yards to the Purdue 16-yard line, giving him his fifth 200-yard rushing performance of his career. The Boilermakers stopped the Maize and Blue on the following three plays and Gibbons came on to add a 42-yard field goal with 10:14 to go to once again give Michigan a 21-point advantage.

Purdue's second play on the subsequent drive was a deflected pass, leading to an interception by senior/junior corner Thomas Gordon (Detroit, Mich./Cass Tech) deep in Boilermakers territory. Six plays later, Gibbons connected on his third field goal of the game from 27 yards away to make the Michigan lead 37-13.

After a turnover on downs late in the fourth quarter, sophomore running back Thomas Rawls (Flint, Mich./Flint Northern) took the ball around the left side and scored from seven yards out to extend the Michigan lead to 31 points with two minutes left in the contest for the final score of the day.

**SCORING SUMMARY**

**First Quarter**  
MICH: TOUSSAINT, F. 1 yd run (GIBBONS, B. kick)

**Second Quarter**  
MICH: TOUSSAINT, F. 1 yd run (GIBBONS, B. kick)  
MICH: TAYLOR, R. 63 yd INT return (GIBBONS, B. kick)  
PUR: GRIGGS, P. 40 yd field goal  
MICH: GARDNER, D. 23 yd catch (GIBBONS, B. kick)  
PUR: ROSS, O.J. 4 yd catch (GRIGGS, P. kick)

**Third Quarter**  
MICH: GIBBONS, B. 29 yd field goal

**Fourth Quarter**  
MICH: GIBBONS, B. 42 yd field goal  
MICH: GIBBONS, B. 27 yd field goal  
MICH: RAWLS, T. 7 yd run (GIBBONS, B. kick)

**TEAM STATISTICS**

Category	U-M	PUR
FIRST DOWNS	19	15
RUSHES-YARDS (NET)	54-304	26-56
PASSING YDS (NET)	105	157
Passes Att-Comp-Int	8-16-0	23-35-2
TOTAL OFFENSE	409	213
Fumble Returns-Yards	0-0-0	0-0-0
Punt Returns-Yards	1-10	1-7
Kickoff Returns-Yards	4-85	8-183
Interceptions-Yards	2-82	0-0
Punts (Number-Avg)	2-42.0	5-41.0
Fumbles-Lost	1-1	3-2
Penalties-Yards	4-36	3-30
Possession Time	36:11	23:49
Third-Down Conv.	10-of-17	1-of-11
Fourth-Down Conv.	1-of-1	1-of-3
Red-Zone	6-of-6	2-of-2

**INDIVIDUAL STATISTICS**

**RUSHING: MICH** - ROBINSON, D. 24-235; RAWLS, T. 4-33; TOUSSAINT, F. 17-19; GALLON, J. 3-13; SMITH, V. 3-8. **PUR** - SHAVERS, A. 10-34; BUSH, G. 1-11; MOSTERT, R. 2-10; HUNT, A. 1-3; COTTOM, B. 1-3, MARVE, R. 3-1.

**PASSING: MICH** - ROBINSON, D. 8-16-0. **PUR** - TERBUSH, C. 16-25-1; MARVE, R. 5-8-1; HENRY, R. 2-2-0.

**RECEIVING: MICH** - GALLON, J. 3-37; GARDNER, D. 2-31; ROUNDTREE, R. 2-23; FUNCHESS, D. 1-14. **PUR** - ROSS, O.J. 8-46; EDISON, A. 4-28; HOLMES, G. 4-17; WRIGHT, C. 3-29; BUSH, G. 3-17.





**GAME 6:**  
**Michigan vs. Illinois**  
**Michigan Stadium**  
**October 13, 2012**  
**110,922**

	1st	2nd	3rd	4th	FINAL
Illinois.....	0	0	0	0	0
Michigan.....	10	7	21	7	45

ANN ARBOR, Mich. -- Behind a stout defense that surrendered just 134 total yards and garnered its first shutout of the season, the University of Michigan football team (No. 25 AP/NR USA Today) blanked Illinois, 45-0, on Saturday (Oct. 13) at Michigan Stadium on homecoming.

Junior/sophomore linebacker Jake Ryan (Westlake, Ohio/St. Ignatius) tied a career high with 11 tackles, including 3.5 tackles-for-loss and 1.5 sacks. Fifth-year senior linebacker Kenny Demens (Oak Park, Mich./Detroit Country Day) also added eight tackles and his first career interception.

Michigan senior quarterback Denard Robinson (Deerfield Beach, Fla./Deerfield Beach) connected on 7-of-11 passes for 159 yards and two scores while also adding 128 yards and two scores rushing -- the seventh career game that Robinson has tallied two scores both on the ground and through the air.

With his second-quarter rushing touchdown, Robinson became the eighth player in NCAA Division I football history to tally at least 40 career touchdowns both on the ground and through the air.

After forcing the Fighting Illini to punt on its opening possession, the Wolverines wasted no time in putting points on the board. On the fifth offensive play, Robinson connected on a wide receiver screen with senior/junior Jeremy Gallon (Apopka, Fla./Apopka), who took the ball 71 yards to the end zone. The reception marked the longest Michigan touchdown from scrimmage of the season and tied Gallon's career long.

On its second possession, U-M moved the ball 65 yards down the field on nine plays, ultimately adding three points to the lead on an 18-yard field goal by senior/junior kicker Brendan Gibbons (West Palm Beach, Fla./Cardinal Newman).

Midway through the second quarter, Illinois kicker Taylor Zalewski missed on a 50-yard field goal attempt, turning the ball over to the Maize and Blue. Robinson carried the ball three times on the drive, including a 33-yard run and a touchdown from six yards out to give the Wolverines a 17-0 lead shortly before halftime.

U-M took the ball to start the second half and six plays later Robinson dashed 49 yards for his second rushing score of the contest, giving the Wolverines a 24-0 advantage. On the run, Robinson became only the eighth Big Ten player to compile more than 10,000 total yards of offense in a career.

Demens snatched his first career interception on the first Illini play from scrimmage following the Michigan score. Four plays later, Robinson lofted a pass into the end zone for freshman tight end Devin Funchess (Farmington Hills, Mich./Harrison HS), who hauled in his third touchdown reception of the season. After a Gibbons extra point, Michigan owned a 31-0 lead just five minutes into the second half.

Deep in Illinois territory, Ryan forced an Illini fumble, which freshman defensive end Mario Ojemudia (Farmington Hills, Mich./Harrison) scooped up. On the second Wolverines' play, senior/junior running back Fitzgerald Toussaint (Youngstown, Ohio/Liberty) dove into the end zone for his first score of the game, extending the lead to 38-0 late in the third quarter.

Halfway through the fourth quarter, sophomore running back Thomas Rawls (Flint, Mich./Flint Northern) took the ball around the right side 63 yards for his second touchdown in as many games to give the Wolverines the final 45-0 advantage.

**SCORING SUMMARY**

**First Quarter**  
 MICH: GALLON, J. 71 yd reception (GIBBONS, B. kick)  
 MICH: GIBBONS, B. 18 yd field goal

**Second Quarter**  
 MICH: ROBINSON, D. 6 yd run (GIBBONS, B. kick)

**Third Quarter**  
 MICH: ROBINSON, D. 49 yd run (GIBBONS, B. kick)  
 MICH: FUNCHNESS, D. 8 yd reception (GIBBONS, B. kick)  
 MICH: TOUSSAINT, F. 2 yd run (GIBBONS, B. kick)

**Fourth Quarter**  
 MICH: RAWLS, T. 63 yd run (GIBBONS, B. kick)

**TEAM STATISTICS**

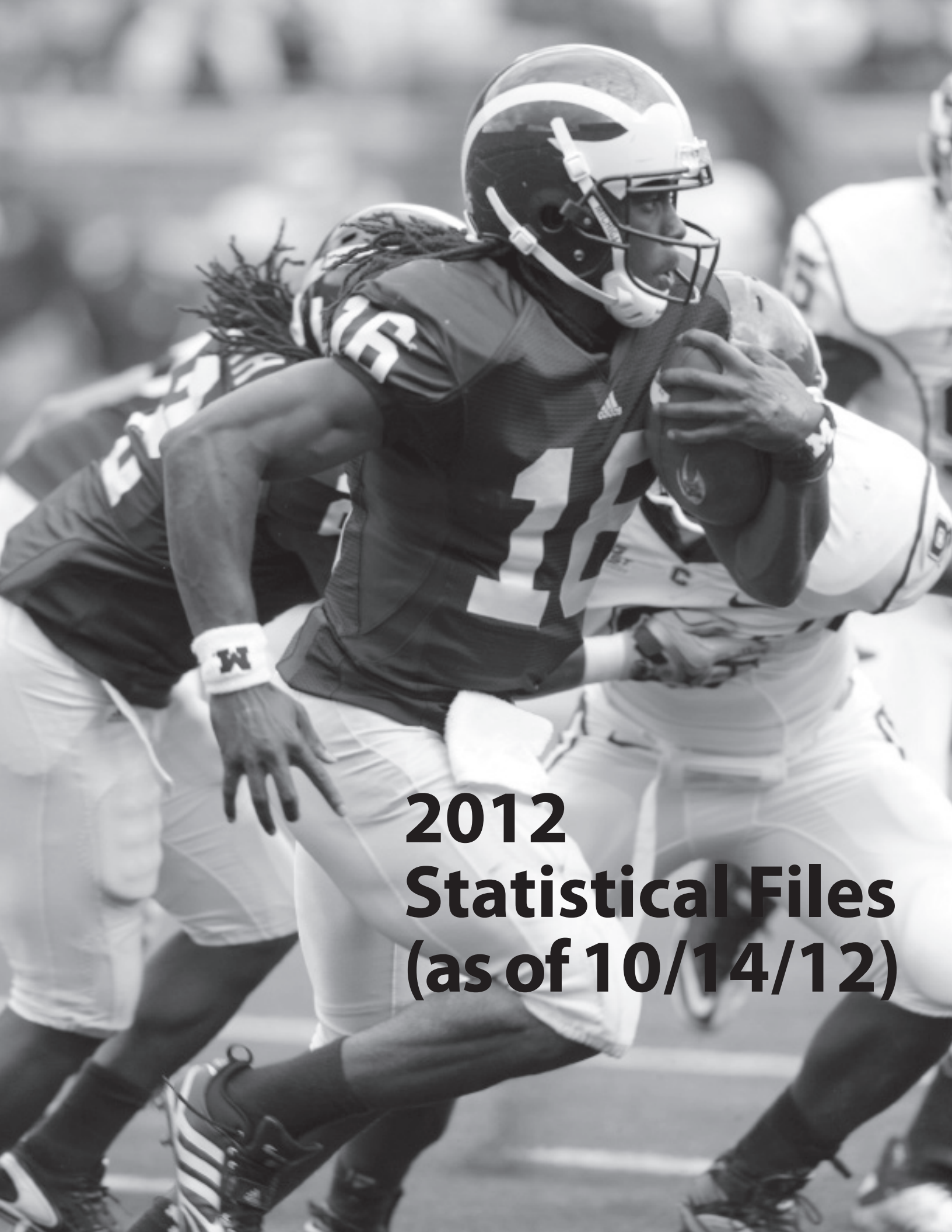
Category	U-M	ILL
FIRST DOWNS	21	7
RUSHES-YARDS (NET)	51-353	37-105
PASSING YDS (NET)	174	29
Passes Att-Comp-Int	9-15-0	7-16-1
TOTAL OFFENSE	527	134
Fumble Returns-Yards	0-0-0	0-0-0
Punt Returns-Yards	3-56-0	0-0-0
Kickoff Returns-Yards	1-12	4-73
Interceptions-Yards	1-13	0-0
Punts (Number-Avg)	4-34.0	8-45.9
Fumbles-Lost	2-1	1-1
Penalties-Yards	5-45	5-45
Possession Time	32:14	27:46
Third-Down Conv.	9-of-14	3-of-14
Fourth-Down Conv.	0-of-0	0-of-0
Red-Zone	4-of-4	0-of-1

**INDIVIDUAL STATISTICS**

**RUSHING: MICH** - ROBINSON, D. 11-128; RAWLS, T. 9-90; HAYES, J. 10-66; TOUSSAINT, F. 18-62; BELLOMY, R. 2-8. **ILL** - YOUNG, D. 16-49; SCHEEL-HAASE, N. 6-34; FERGUSON, J. 9-29; LANKFORD, R. 1-1.

**PASSING: MICH** - ROBINSON, D. 7-11-0; BELLOMY, R. 1-3-0; KENNEDY, J. 1-1-0. **ILL** - O'TOOLE, R. 5-10-1; SCHEELHAASE, N. 2-6-0.

**RECEIVING: MICH** - GALLON, J. 1-71; ROUNDTREE, R. 1-33; GARDNER, D. 1-17; TOUSSAINT, F. 1-15; DILEO, D. 1-9; ROBINSON, J. 1-8; FUNCHNESS, D. 1-8; ESTERLINE, D. 1-7; RAWLS, T. 1-6. **ILL** - FERGUSON, J. 3-20; OSEI, M. 1-6; LANKFORD, R. 1-4; MILLINES, D. 1-0.



**2012  
Statistical Files  
(as of 10/14/12)**

**2012 Michigan Football**  
**Michigan Game Results (as of Oct 13, 2012)**  
**All games**

<b>Date</b>	<b>Opponent</b>		<b>Score</b>	<b>Overall</b>	<b>Conference</b>	<b>Time</b>	<b>Attend</b>
Sep 01, 2012	vs #2 UA	L	14-41	0-1	0-0	3:14	90413
Sep 08, 2012	AIR FORCE	W	31-25	1-1	0-0	3:14	112522
Sep 15, 2012	MASSACHUSETTS	W	63-13	2-1	0-0	3:18	110708
Sep 22, 2012	at #11 Notre Dame	L	6-13	2-2	0-0	3:10	80795
* Oct 06, 2012	at Purdue	W	44-13	3-2	1-0	3:00	50105
* Oct 13, 2012	ILLINOIS	W	45-0	4-2	2-0	2:57	110922



2012 MICHIGAN WOLVERINES GAME-BY-GAME OFFENSE

OPP	---1ST DOWNS---				DOWN CONV.		NET OFF		---RUSHING---			-----PASSING-----					-----TDs-----			FGs	FUM	PEN	PUNTS	
	T	R	P	P	3RD	4TH	TOT	PL	TOT	ATT	AVG	NET	SA-YDS	ATT-COMP	TD	IN	R	P	Rt	M-A	No-Ls	No-Yds	No-Avg	TOP
ALA	11	5	5	1	3/12	0/1	269	56	69	29	2.4	200	1-10	27-11	1	3	1	1	0	0-0	0-0	8-86	7-50.1	28:34
AF	19	7	12	0	5/11	0/0	422	56	214	31	6.9	208	0- 0	25-14	2	1	2	2	0	1-1	0-0	5-45	3-38.0	24:38
UMASS	27	14	12	1	7/11	1/1	585	68	294	43	6.8	291	1- 7	25-16	3	1	6	3	0	0-0	2-0	5-40	3-41.3	30:57
AT ND	19	9	9	1	8/15	1/1	299	66	161	41	3.9	138	3-21	25-13	0	5	0	0	0	2-3	2-1	5-38	1-34.0	33:19
AT PUR	19	12	6	1	10/17	1/1	409	70	304	54	5.6	105	0- 0	16- 8	1	0	3	1	1	3-4	1-1	4-36	2-42.0	36:11
ILL	21	13	7	1	9/14	0/0	527	66	353	51	6.9	174	0- 0	15- 9	2	0	4	2	0	1-1	2-1	5-45	4-34.0	32:14
MSU																								
AT NEB																								
AT MINN																								
NW																								
IOWA																								
AT OSU																								
<b>TOTAL</b>	<b>116</b>	<b>60</b>	<b>51</b>	<b>5</b>	<b>42/80</b>	<b>3/4</b>	<b>2511</b>	<b>382</b>	<b>1395</b>	<b>249</b>	<b>5.6</b>	<b>1116</b>	<b>5-38</b>	<b>133-71</b>	<b>9</b>	<b>10</b>	<b>16</b>	<b>9</b>	<b>1</b>	<b>7-9</b>	<b>7-3</b>	<b>32-290</b>	<b>20-42.2</b>	<b>30:59</b>

2012 MICHIGAN WOLVERINES GAME-BY-GAME DEFENSE

OPP	---1ST DOWNS---				DOWN CONV.		NET OFF		---RUSHING---			-----PASSING-----					-----TDs-----			FGs	FUM	PEN	PUNTS	
	T	R	P	P	3RD	4TH	TOT	PL	TOT	ATT	AVG	NET	SA-YDS	ATT-COMP	TD	IN	R	P	Rt	M-A	No-Ls	No-Yds	No-Avg	TOP
ALA	20	12	7	1	3/10	0/0	431	63	232	42	5.5	199	2-21	21-11	2	0	2	2	1	2-3	1-1	7-55	4-47.0	31:26
AF	26	16	6	4	12/21	2/5	417	90	290	71	4.1	127	0- 0	19-10	0	0	3	0	0	1-2	2-0	5-35	2-53.5	35:22
UMASS	15	6	9	0	7/17	0/0	259	66	112	36	3.1	147	1-24	30-15	0	0	0	0	1	2-3	4-1	10-69	7-38.3	29:03
AT ND	14	6	6	2	3/ 9	0/0	239	50	94	31	3.0	145	0- 0	19-11	0	2	1	0	0	2-2	0-0	5-49	4-37.8	26:41
AT PUR	15	5	9	1	1/11	1/3	213	61	56	26	2.2	157	2-17	35-23	1	2	0	1	0	2-2	3-2	3-30	2-41.0	23:49
ILL	7	3	3	1	3/14	0/1	134	53	105	37	2.8	136	3-13	16- 7	0	1	0	0	0	0-1	1-1	5-45	8-45.9	27:46
MSU																								
AT NEB																								
AT MINN																								
NW																								
IOWA																								
AT OSU																								
<b>TOTAL</b>	<b>97</b>	<b>48</b>	<b>40</b>	<b>9</b>	<b>29/82</b>	<b>3/9</b>	<b>1693</b>	<b>383</b>	<b>889</b>	<b>243</b>	<b>3.7</b>	<b>804</b>	<b>8-75</b>	<b>140-77</b>	<b>3</b>	<b>5</b>	<b>6</b>	<b>3</b>	<b>2</b>	<b>9-13</b>	<b>11-5</b>	<b>35-47.2</b>	<b>30-42.9</b>	<b>29:01</b>

**2012 Michigan Football**  
**Michigan Overall Team Statistics (as of Oct 13, 2012)**  
**All games**

<b>Team Statistics</b>	<b>MICH</b>	<b>OPP</b>
SCORING	203	105
Points Per Game	33.8	17.5
FIRST DOWNS	116	97
Rushing	60	48
Passing	51	40
Penalty	5	9
RUSHING YARDAGE	1395	889
Yards gained rushing	1501	1027
Yards lost rushing	106	138
Rushing Attempts	249	243
Average Per Rush	5.6	3.7
Average Per Game	232.5	148.2
TDs Rushing	16	6
PASSING YARDAGE	1116	804
Comp-Att-Int	71-133-10	77-140-5
Average Per Pass	8.4	5.7
Average Per Catch	15.7	10.4
Average Per Game	186.0	134.0
TDs Passing	9	3
TOTAL OFFENSE	2511	1693
Total Plays	382	383
Average Per Play	6.6	4.4
Average Per Game	418.5	282.2
KICK RETURNS: #-Yards	22-494	20-446
PUNT RETURNS: #-Yards	7-81	9-49
INT RETURNS: #-Yards	5-102	10-152
KICK RETURN AVERAGE	22.5	22.3
PUNT RETURN AVERAGE	11.6	5.4
INT RETURN AVERAGE	20.4	15.2
FUMBLES-LOST	7-3	11-5
PENALTIES-Yards	32-290	35-283
Average Per Game	48.3	47.2
PUNTS-Yards	20-843	30-1286
Average Per Punt	42.2	42.9
Net punt average	36.7	40.2
KICKOFFS-Yards	39-2343	26-1513
Average Per Kick	60.1	58.2
Net kick average	47.9	37.3
TIME OF POSSESSION/Game	30:59	29:01
3RD-DOWN Conversions	42/80	29/82
3rd-Down Pct	52%	35%
4TH-DOWN Conversions	3/4	3/9
4th-Down Pct	75%	33%
SACKS BY-Yards	8-75	5-38
MISC YARDS	0	0
TOUCHDOWNS SCORED	26	11
FIELD GOALS-ATTEMPTS	7-9	9-13
ON-SIDE KICKS	0-0	0-0
RED-ZONE SCORES	(21-24) 88%	(14-17) 82%
RED-ZONE TOUCHDOWNS	(14-24) 58%	(8-17) 47%
PAT-ATTEMPTS	(26-26) 100%	(10-10) 100%
ATTENDANCE	334152	130900
Games/Avg Per Game	3/111384	2/65450
Neutral Site Games		1/90413

<b>Score by Quarters</b>	<b>1st</b>	<b>2nd</b>	<b>3rd</b>	<b>4th</b>	<b>OT</b>	<b>Total</b>
Michigan	38	70	59	36	0	203
Opponents	24	50	10	21	0	105

**2012 Michigan Football**  
**Michigan Individual Season/Career Statistics (as of Oct 13, 2012)**  
**All games**

	SEASON									CAREER								
<b>Rushing</b>	gp	att	gain	loss	net	avg	td	lg	avg/g	gp	att	gain	loss	net	avg	td	lg	avg/g
Robinson, D.	6	101	864	60	804	8.0	6	79	134.0	44	647	4421	388	4033	6.2	41	87	91.7
Toussaint, F.	5	71	245	14	231	3.3	4	31	46.2	23	266	1423	64	1359	5.1	14	65	59.1
Rawls, Thomas	4	25	176	2	174	7.0	2	63	43.5	14	38	256	3	253	6.7	2	63	18.1
Hayes, Justice	2	13	85	0	85	6.5	1	24	42.5	2	13	85	0	85	6.5	1	24	42.5
Smith, Vincent	5	19	65	4	61	3.2	2	22	12.2	38	253	1265	29	1236	4.9	10	56	32.5
Gallon, Jeremy	6	5	26	0	26	5.2	0	8	4.3	31	8	52	0	52	6.5	0	11	1.7
Bellomy, R.	4	7	26	10	16	2.3	0	9	4.0	4	7	26	10	16	2.3	0	9	4.0
Norfleet, D.	6	2	14	1	13	6.5	0	14	2.2	6	2	14	1	13	6.5	0	14	2.2
Lewan, Taylor	6	0	0	0	0	0.0	1	0	0.0	30	0	11	0	11	0.0	1	0	0.4
TEAM	2	6	0	15	-15	-2.5	0	0	-7.5									
Total	6	249	1501	106	1395	5.6	16	79	232.5									
Opponents	6	243	1027	138	889	3.7	6	40	148.2									
<b>Passing</b>	gp	effic	comp-att-int	pct	yds	td	lg	avg/g	gp	effic	comp-att-int	pct	yds	td	lg	avg/g		
Robinson, D.	6	139.03	69-126-8	54.8	1101	9	71	183.5	44	141.56	407-706-38	57.6	6032	49	77	137.1		
Bellomy, R.	4	-6.56	1-5-1	20.0	8	0	8	2.0	4	-6.56	1-5-1	20.0	8	0	8	2.0		
Smith, Vincent	5	-200.00	0-1-1	0.0	0	0	0	0.0	38	124.27	1-3-1	33.3	17	1	17	0.4		
Kennedy, Jack	2	158.80	1-1-0	100.0	7	0	7	3.5	3	158.80	1-1-0	100.0	7	0	7	2.3		
Total	6	131.16	71-133-10	53.4	1116	9	71	186.0										
Opponents	6	103.17	77-140-5	55.0	804	3	51	134.0										
<b>Receiving</b>	gp	no.	yds	avg	td	lg	avg/g	gp	no.	yds	avg	td	lg	avg/g				
Gallon, Jeremy	6	15	287	19.1	1	71	47.8	31	50	789	15.8	5	71	25.5				
Gardner, Devin	6	14	243	17.4	4	44	40.5	18	15	245	16.3	4	44	13.6				
Roundtree, Roy	6	11	128	11.6	1	33	21.3	43	134	1852	13.8	13	76	43.1				
Funchess, Devin	6	10	173	17.3	3	30	28.8	6	10	173	17.3	3	30	28.8				
Dileo, Drew	6	6	124	20.7	0	66	20.7	25	16	248	15.5	2	66	9.9				
Robinson, J.	4	4	47	11.8	0	20	11.8	15	4	47	11.8	0	20	3.1				
Smith, Vincent	5	3	30	10.0	0	19	6.0	38	39	391	10.0	6	32	10.3				
Toussaint, F.	5	2	32	16.0	0	17	6.4	23	9	65	7.2	1	17	2.8				
Kwiatkowski, M.	6	2	22	11.0	0	16	3.7	8	2	22	11.0	0	16	2.8				
Jackson, Jeremy	6	2	17	8.5	0	9	2.8	29	9	108	12.0	0	22	3.7				
Esterline, D.	1	1	7	7.0	0	7	7.0	1	1	7	7.0	0	7	7.0				
Rawls, Thomas	4	1	6	6.0	0	6	1.5	14	1	6	6.0	0	6	0.4				
Total	6	71	1116	15.7	9	71	186.0											
Opponents	6	77	804	10.4	3	51	134.0											
<b>Total Offense</b>	g	plays	rush	pass	total	avg/g	g	plays	rush	pass	total	avg/g						
Robinson, D.	6	227	804	1101	1905	317.5	44	1353	4033	6032	10065	228.8						
Toussaint, F.	5	71	231	0	231	46.2	23	266	1359	0	1359	59.1						
Rawls, Thomas	4	25	174	0	174	43.5	14	38	253	0	253	18.1						
Hayes, Justice	2	13	85	0	85	42.5	2	13	85	0	85	42.5						
Smith, Vincent	5	20	61	0	61	12.2	38	256	1236	17	1253	33.0						
Gallon, Jeremy	6	5	26	0	26	4.3	31	8	52	0	52	1.7						
Bellomy, R.	4	12	16	8	24	6.0	4	12	16	8	24	6.0						
Norfleet, D.	6	2	13	0	13	2.2	6	2	13	0	13	2.2						
Kennedy, Jack	2	1	0	7	7	3.5	3	2	6	7	13	4.3						
TEAM	2	6	-15	0	-15	-7.5												
Total	6	382	1395	1116	2511	418.5												
Opponents	6	383	889	804	1693	282.2												



**2012 Michigan Football**  
**Michigan Individual Season/Career Statistics (as of Oct 13, 2012)**  
**All games**

	SEASON						CAREER									
	td	fg	PAT			dpx	saf	pts	td	fg	PAT			dpx	saf	pts
Scoring			kick	rush	rcv				pass			kick	rush			
Gibbons, B.	-	7-9	25-25	-	-	-	-	-	46	-	21-31	92-94	-	-	-	155
Robinson, D.	6	-	-	-	-	-	-	-	36	41	-	-	-	-	-	246
Toussaint, F.	4	-	-	-	-	-	-	-	24	15	-	-	-	-	-	90
Gardner, Devin	4	-	-	-	-	-	-	-	24	6	-	-	-	-	-	36
Funchess, Devin	3	-	-	-	-	-	-	-	18	3	-	-	-	-	-	18
Smith, Vincent	2	-	-	-	-	-	-	-	12	16	-	-	-	-	-	96
Rawls, Thomas	2	-	-	-	-	-	-	-	12	2	-	-	-	-	-	12
Lewan, Taylor	1	-	-	-	-	-	-	-	6	1	-	-	-	-	-	6
Taylor, Raymon	1	-	-	-	-	-	-	-	6	1	-	-	-	-	-	6
Gallon, Jeremy	1	-	-	-	-	-	-	-	6	5	-	-	-	-	-	30
Hayes, Justice	1	-	-	-	-	-	-	-	6	1	-	-	-	-	-	6
Roundtree, Roy	1	-	-	-	-	-	-	-	6	13	-	-	-	-	-	78
Broekhuizen, S.	-	-	1-1	-	-	-	-	-	1	-	3-9	43-44	-	-	-	52
Total	26	7-9	26-26	-	-	-	-	-	203							
Opponents	11	9-13	10-10	-	1	1-1	-	-	105							

Punt Returns	no.	yds	avg	td	lg	no.	yds	avg	td	lg
Gallon, Jeremy	4	18	4.5	0	8	33	253	7.7	0	32
Norfleet, D.	2	53	26.5	0	42	2	53	26.5	0	42
Dileo, Drew	1	10	10.0	0	10	4	23	5.8	0	15
Total	7	81	11.6	0	42					
Opponents	9	49	5.4	0	19					

Kick Returns	no.	yds	avg	td	lg	no.	yds	avg	td	lg
Norfleet, D.	20	473	23.6	0	38	20	473	23.6	0	38
Gallon, Jeremy	1	12	12.0	0	12	31	647	20.9	0	47
Houma, Sione	1	9	9.0	0	9	1	9	9.0	0	9
Total	22	494	22.5	0	38					
Opponents	20	446	22.3	0	34					

Interceptions	no.	yds	avg	td	lg	no.	yds	avg	td	lg
Gordon, Thomas	2	19	9.5	0	19	3	19	6.3	0	19
Taylor, Raymon	2	70	35.0	1	63	2	70	35.0	1	63
Demens, Kenny	1	13	13.0	0	13	1	13	13.0	0	13
Total	5	102	20.4	1	63					
Opponents	10	152	15.2	2	35					

Fumble Returns	no.	yds	avg	td	lg	no.	yds	avg	td	lg
Total	0	0	0.0	0	0					
Opponents	0	0	0.0	0	0					

**2012 Michigan Football**  
**Michigan Individual Season/Career Statistics (as of Oct 13, 2012)**  
**All games**

All Purpose	SEASON								CAREER							
	g	rush	rcv	pr	kr	ir	total	avg/g	g	rush	rcv	pr	kr	ir	total	avg/g
Robinson, D.	6	804	0	0	0	0	804	134.0	44	4033	0	0	0	0	4033	91.7
Norfleet, D.	6	13	0	53	473	0	539	89.8	6	13	0	53	473	0	539	89.8
Gallon, Jeremy	6	26	287	18	12	0	343	57.2	31	52	789	253	647	0	1741	56.2
Toussaint, F.	5	231	32	0	0	0	263	52.6	23	1359	65	0	28	0	1452	63.1
Gardner, Devin	6	0	243	0	0	0	243	40.5	18	74	245	0	0	0	319	17.7
Rawls, Thomas	4	174	6	0	0	0	180	45.0	14	253	6	0	0	0	259	18.5
Funchess, Devin	6	0	173	0	0	0	173	28.8	6	0	173	0	0	0	173	28.8
Dileo, Drew	6	0	124	10	0	0	134	22.3	25	7	248	23	173	0	451	18.0
Roundtree, Roy	6	0	128	0	0	0	128	21.3	43	0	1852	0	19	0	1871	43.5
Smith, Vincent	5	61	30	0	0	0	91	18.2	38	1236	391	0	141	0	1768	46.5
Hayes, Justice	2	85	0	0	0	0	85	42.5	2	85	0	0	0	0	85	42.5
Taylor, Raymon	6	0	0	0	0	70	70	11.7	16	0	0	0	0	70	70	4.4
Robinson, J.	4	0	47	0	0	0	47	11.8	15	0	47	0	0	0	47	3.1
Kwiatkowski, M.	6	0	22	0	0	0	22	3.7	8	0	22	0	0	0	22	2.8
Gordon, Thomas	6	0	0	0	0	19	19	3.2	28	0	0	0	0	19	19	0.7
Jackson, Jeremy	6	0	17	0	0	0	17	2.8	29	0	108	0	0	0	108	3.7
Bellomy, R.	4	16	0	0	0	0	16	4.0	4	16	0	0	0	0	16	4.0
Demens, Kenny	6	0	0	0	0	13	13	2.2	45	0	0	0	0	13	13	0.3
Houma, Sione	6	0	0	0	9	0	9	1.5	6	0	0	0	9	0	9	1.5
Esterline, D.	1	0	7	0	0	0	7	7.0	1	0	7	0	0	0	7	7.0
TEAM	2	-15	0	0	0	0	-15	-7.5								
Total	6	1395	1116	81	494	102	3188	531.3								
Opponents	6	889	804	49	446	152	2340	390.0								

Field Goals	att	good	long	blkd	att	good	long	blkd
Gibbons, B.	9	7	42	0	31	21	43	1
Total	9	7	42	0				
Opponents	13	9	51	0				

Punting	no.	yds	avg	lg	blk	no.	yds	avg	lg	blk
Hagerup, Will	13	633	48.7	62	0	75	3116	41.5	72	1
Wile, Matt	7	210	30.0	34	0	24	917	38.2	58	0
Total	20	843	42.2	62	0					
Opponents	30	1286	42.9	71	0					

Kickoffs	no.	yds	avg	tb	ob	no.	yds	avg	tb	ob
Wile, Matt	38	2278	59.9	17	1	117	7332	62.7	36	4
Broekhuizen, S.	1	65	65.0	0	0	37	2204	59.6	3	2
Total	39	2343	60.1	17	1					
Opponents	26	1513	58.2	2	2					





**2012 Michigan Football**  
**Michigan Team Game-by-Game (as of Oct 13, 2012)**  
**All games**

**TEAM STATISTICS**

Date	Opponent	Rushing				Receiving				Passing				Kick Returns				Punt Returns				tot off
		no.	yds	td	lg	no.	yds	td	lg	cmp-att-int	yds	td	lg	no.	yds	td	lg	no.	yds	td	lg	
Sep 01	vs UA	29	69	1	22	11	200	1	71	11-27-3	200	1	71	8	177	0	33	1	3	0	3	269
Sep 08	AIR FORCE	31	214	2	79	14	208	2	30	14-25-1	208	2	30	4	89	0	36	1	1	0	1	422
Sep 15	MASSACHUSETTS	43	294	6	36	16	291	3	66	16-25-1	291	3	66	2	44	0	27	1	11	0	11	585
Sep 22	at Notre Dame	41	161	0	31	13	138	0	20	13-25-5	138	0	20	3	87	0	33	0	0	0	0	299
Oct 06	at Purdue	54	304	3	59	8	105	1	28	8-16-0	105	1	28	4	85	0	38	1	10	0	10	409
Oct 13	ILLINOIS	51	353	4	63	9	174	2	71	9-15-0	174	2	71	1	12	0	12	3	56	0	42	527
Michigan		249	1395	16	79	71	1116	9	71	71-133-10	1116	9	71	22	494	0	38	7	81	0	42	2511
		243	889	6	40	77	804	3	51	77-140-5	804	3	51	20	446	0	34	9	49	0	19	1693

Games played: 6  
 Avg per rush: 5.6  
 Avg per catch: 15.7  
 Pass efficiency: 131.16  
 Kick ret avg: 22.5  
 Punt ret avg: 11.6  
 All purpose avg/game: 531.3  
 Total offense avg/gm: 418.5

Date	Opponent	Tackles				Sacks	Fumble		Pass Defense			Blkd	PAT Attempts				pts	
		ua	a	total	tfl-yds		no-yds	ff	fr-yds	int-yds	qbh		brup	kick	kick	rush		rcv
Sep 01	vs UA	25	54	79	6.0-28	2.0-21	1	1-0	0-0	2	1	0	2-2	0	0	0	0	14
Sep 08	AIR FORCE	57	38	95	7.0-9	0.0-0	0	0-0	0-0	0	3	0	4-4	0	0	0	31	
Sep 15	MASSACHUSETTS	39	26	65	6.0-34	1.0-24	0	1-0	0-0	0	2	0	9-9	0	0	0	63	
Sep 22	at Notre Dame	29	22	51	2.0-4	0.0-0	0	0-0	2-7	1	1	0	0-0	0	0	0	6	
Oct 06	at Purdue	42	10	52	6.0-25	2.0-17	0	2-0	2-82	0	3	0	5-5	0	0	0	44	
Oct 13	ILLINOIS	36	22	58	9.0-32	3.0-13	1	1-0	1-13	0	1	0	6-6	0	0	0	45	
Michigan		228	172	400	36.0-132	8.0-75	2	5-0	5-102	3	11	0	26-26	0	0	0	203	
		227	138	365	24.0-72	5.0-38	3	3-0	10-152	4	19	0	10-10	0	1	0	105	

Date	Opponent	Punting								Field Goals			Kickoffs					
		no.	yds	avg	long	blkd	tb	fc	50+	i20	md-att	long	blkd	no.	yds	avg	tb	ob
Sep 01	vs UA	7	351	50.1	62	0	2	0	4	0	0-0	0	0	3	195	65.0	3	0
Sep 08	AIR FORCE	3	114	38.0	53	0	1	1	1	1	1-1	31	0	6	374	62.3	3	0
Sep 15	MASSACHUSETTS	3	124	41.3	60	0	0	0	1	2	0-0	0	0	10	583	58.3	3	1
Sep 22	at Notre Dame	1	34	34.0	34	0	0	1	0	1	2-3	33	0	3	180	60.0	3	0
Oct 06	at Purdue	2	84	42.0	57	0	0	0	1	0	3-4	42	0	9	512	56.9	1	0
Oct 13	ILLINOIS	4	136	34.0	43	0	0	2	0	4	1-1	18	0	8	499	62.4	4	0
Michigan		20	843	42.2	62	0	3	4	7	8	7-9	42	0	39	2343	60.1	17	1
		30	1286	42.9	71	0	0	15	7	8	9-13	51	0	26	1513	58.2	2	2

**2012 Michigan Football**  
**Michigan Opponent Game-by-Game (as of Oct 13, 2012)**  
**All games**

**OPPONENT STATISTICS**

Date	Opponent	Rushing				Receiving				Passing				Kick Returns				Punt Returns				tot off		
		no.	yds	td	lg	no.	yds	td	lg	cmp	att	int	yds	td	lg	no.	yds	td	lg	no.	yds		td	lg
Sep 01	vs UA	42	232	2	40	11	199	2	51	11	21	0	199	2	51	0	0	0	0	5	56	0	19	431
Sep 08	AIR FORCE	71	290	3	18	10	127	0	32	10	19	0	127	0	32	2	64	0	34	0	0	0	0	417
Sep 15	MASSACHUSETTS	36	112	0	16	15	147	0	33	15	30	0	147	0	33	6	126	0	28	3	-14	0	3	259
Sep 22	at Notre Dame	31	94	1	15	11	145	0	38	11	19	2	145	0	38	0	0	0	0	0	0	0	0	239
Oct 06	at Purdue	26	56	0	11	23	157	1	20	23	35	2	157	1	20	8	183	0	32	1	7	0	7	213
Oct 13	ILLINOIS	37	105	0	23	7	29	0	12	7	16	1	29	0	12	4	73	0	21	0	0	0	0	134
Opponents		243	889	6	40	77	804	3	51	77	140	5	804	3	51	20	446	0	34	9	49	0	19	1693
		249	1395	16	79	71	1116	9	71	71	133	10	1116	9	71	22	494	0	38	7	81	0	42	2511

Games played: 6  
 Avg per rush: 3.7  
 Avg per catch: 10.4  
 Pass efficiency: 103.17  
 Kick ret avg: 22.3  
 Punt ret avg: 5.4  
 All purpose avg/game: 390.0  
 Total offense avg/gm: 282.2

Date	Opponent	Tackles				Sacks no-yds	Fumble		Pass Defense			Blkd kick	PAT Attempts				pts	
		ua	a	total	tfl-yds		ff	fr-yds	int-yds	qbh	brup		kick	rush	rcv	saf		
Sep 01	vs UA	32	26	58	5.0-16	1.0-10	0	0-0	3-51	0	6	0	5-5	0	0	0	0	41
Sep 08	AIR FORCE	32	12	44	4.0-11	0.0-0	0	0-0	1-0	0	5	0	2-2	0	1	0	25	
Sep 15	MASSACHUSETTS	39	24	63	3.0-9	1.0-7	1	0-0	1-32	0	1	0	1-1	0	0	0	13	
Sep 22	at Notre Dame	29	40	69	5.0-24	3.0-21	1	1-0	5-69	4	1	0	1-1	0	0	0	13	
Oct 06	at Purdue	52	14	66	5.0-7	0.0-0	1	1-0	0-0	0	3	0	1-1	0	0	0	13	
Oct 13	ILLINOIS	43	22	65	2.0-5	0.0-0	0	1-0	0-0	0	3	0	0-0	0	0	0	0	
Opponents		227	138	365	24.0-72	5.0-38	3	3-0	10-152	4	19	0	10-10	0	1	0	105	
		228	172	400	36.0-132	8.0-75	2	5-0	5-102	3	11	0	26-26	0	0	0	203	

Date	Opponent	Punting								Field Goals			Kickoffs					
		no.	yds	avg	long	blkd	tb	fc	50+	i20	md-att	long	blkd	no.	yds	avg	tb	ob
Sep 01	vs UA	4	188	47.0	59	0	0	2	2	2	2-3	51	0	8	506	63.2	0	0
Sep 08	AIR FORCE	2	107	53.5	71	0	0	0	1	1	1-2	22	0	5	257	51.4	0	1
Sep 15	MASSACHUSETTS	7	268	38.3	53	0	0	4	1	1	2-3	32	0	4	223	55.8	1	1
Sep 22	at Notre Dame	4	151	37.8	49	0	0	2	0	1	2-2	39	0	4	258	64.5	1	0
Oct 06	at Purdue	5	205	41.0	51	0	0	4	1	1	2-2	40	0	4	218	54.5	0	0
Oct 13	ILLINOIS	8	367	45.9	60	0	0	3	2	2	0-1	0	0	1	51	51.0	0	0
Opponents		30	1286	42.9	71	0	0	15	7	8	9-13	51	0	26	1513	58.2	2	2
		20	843	42.2	62	0	3	4	7	8	7-9	42	0	39	2343	60.1	17	1

**2012 Michigan Football**  
**Michigan Red-Zone Results (as of Oct 13, 2012)**  
**All games**

**Michigan Inside Opponent Red-Zone**

Date	Opponent	Score	Times In RZ	Times Scored	Total Pts	Rush TDs	Pass TDs	FGs Made	Failed to score inside RZ						
									FGA	Down	Int	Fumb	Half	Game	
Sep 01, 2012	vs UA	L 14-41	1	1	7	1	1	0	0	0	0	0	0	0	0
Sep 08, 2012	AIR FORCE	W 31-25	2	2	10	1	0	1	1	0	0	0	0	0	0
Sep 15, 2012	MASSACHUSETTS	W 63-13	6	6	42	6	5	1	0	0	0	0	0	0	0
Sep 22, 2012	at Notre Dame	L 6-13	5	2	6	0	0	0	2	1	0	1	1	0	0
Oct 06, 2012	at Purdue	W 44-13	6	6	30	3	3	0	3	0	0	0	0	0	0
Oct 13, 2012	ILLINOIS	W 45-0	4	4	24	3	2	1	1	0	0	0	0	0	0
Totals			24	21	119	14	11	3	7	1	0	1	1	0	0
			21 of 24 (87.5%)												

**Opponents Inside Michigan Red-Zone**

Date	Opponent	Score	Times In RZ	Times Scored	Total Pts	Rush TDs	Pass TDs	FGs Made	Failed to score inside RZ						
									FGA	Down	Int	Fumb	Half	Game	
Sep 01, 2012	vs UA	L 14-41	4	4	24	3	2	1	1	0	0	0	0	0	0
Sep 08, 2012	AIR FORCE	W 31-25	6	4	25	3	3	0	1	1	1	0	0	0	0
Sep 15, 2012	MASSACHUSETTS	W 63-13	2	2	6	0	0	0	2	0	0	0	0	0	0
Sep 22, 2012	at Notre Dame	L 6-13	3	2	10	1	1	0	1	0	0	1	0	0	0
Oct 06, 2012	at Purdue	W 44-13	2	2	10	1	0	1	1	0	0	0	0	0	0
Oct 13, 2012	ILLINOIS	W 45-0	0	0	0	0	0	0	0	0	0	0	0	0	0
Totals			17	14	75	8	6	2	6	1	1	1	0	0	0
			14 of 17 (82.4%)												



# MICHIGAN SINGLE GAME BESTS

## INDIVIDUAL GAME HIGHS

---

**Rushing Attempts:** 26, Denard Robinson at Notre Dame (Sept. 22)  
**Rushing Yards:** 235, Denard Robinson at Purdue (Oct. 6)  
**Rushing TDs:** 2, D. Robinson vs. Air Force (Sept. 8)/V. Smith vs. UMass (Sept. 15)/ Fitzgerald Toussaint at Purdue (Oct. 6)/D. Robinson vs. Illinois (Oct. 13)  
**Pass Attempts:** 26, Denard Robinson vs. Alabama (Sept. 1)  
**Pass Completions:** 16, Denard Robinson vs. UMass (Sept. 15)  
**Passing Yards:** 291, Denard Robinson vs. UMass (Sept. 15)  
**Passing TDs:** 3, Denard Robinson vs. UMass (Sept. 15)  
**Receptions:** 5, Devin Gardner vs. Air Force (Sept. 8)  
**Receiving Yards:** 107, Jeremy Gallon vs. Alabama (Sept. 1)  
**Receiving TDs:** 1, 9x, last Jeremy Gallon and Devin Funchess vs. Illinois (Oct. 13)  
**Total Plays:** 50, Denard Robinson at Notre Dame (Sept. 22)  
**Total Yards:** 426, Denard Robinson vs. Air Force (Sept. 8)  
**Points Kicking:** 14, Brendan Gibbons at Purdue (Oct. 6)  
**Field Goals Made:** 3, Brendan Gibbons at Purdue (Oct. 6)  
**Field Goals Attempted:** 4, Brendan Gibbons at Purdue (Oct. 6)  
**PATs Attempted:** 8, Brendan Gibbons vs. UMass (Sept. 15)  
**PATs Made:** 8, Brendan Gibbons vs. UMass (Sept. 15)  
**Punting Attempts:** 7, Will Hagerup vs. Alabama (Sept. 1)  
**Punting Yards:** 351, Will Hagerup vs. Alabama (Sept. 1)  
**Punting Average (min. 2 attempts):** 50.1, Will Hagerup vs. Alabama (Sept. 1)  
**Punt Returns:** 2, Jeremy Gallon vs. Illinois (Oct. 13)  
**Punt Return Yards:** 42, Dennis Norfleet vs. Illinois (Oct. 13)  
**Kickoff Returns:** 8, Dennis Norfleet vs. Alabama (Sept. 1)  
**Kickoff Return Yards:** 177, Dennis Norfleet vs. Alabama (Sept. 1)  
**Interceptions:** 1, last by Kenny Demens vs. Illinois (Oct. 13)  
**Interception Yards:** 63, Raymon Taylor at Purdue (Oct. 6)  
**Tackles:** 11, Jake Ryan vs. Air Force (Sept. 8)/ vs. Illinois (Oct. 13)  
**Solo Tackles:** 8, Jordan Kovacs vs. Air Force (Sept. 8)  
**Tackles for Loss:** 3.5, Jake Ryan vs. Illinois (Oct. 13)  
**Tackles for Loss Yardage:** 24, Joe Bolden vs. UMass (Sept. 15)  
**Sacks:** 1.5, Jake Ryan vs. Illinois (Oct. 13)  
**Sack Yardage:** 24, Joe Bolden vs. UMass (Sept. 15)  
**Pass Breakups:** 2, 3x, last JT Floyd at Purdue (Oct. 6)

## TEAM GAME HIGHS

---

**Rushing Attempts:** 54 at Purdue (Oct. 6)  
**Rushing Yards:** 353 vs. Illinois (Oct. 13)  
**Rushing TDs:** 6 vs. UMass (Sept. 15)  
**Yards Per Rush:** 6.9 vs. Air Force (Sept. 8)/ vs. Illinois (Oct. 13)  
**Passing Attempts:** 27 vs. Alabama (Sept. 1)  
**Passing Completions:** 16 vs. UMass (Sept. 15)  
**Passing Yards:** 291 vs. UMass (Sept. 15)  
**Passing TDs:** 3 vs. UMass (Sept. 15)  
**Yards Per Completion:** 19.3, vs. Illinois (Oct. 13)  
**Total Plays:** 70 at Purdue (Oct. 6)  
**Total Yards:** 585 vs. UMass (Sept. 15)  
**Yards Per Play:** 8.6 vs. UMass (Sept. 15)  
**Points:** 63 vs. UMass (Sept. 15)  
**Touchdowns Scored:** 9 vs. UMass (Sept. 15)  
**Field Goals Attempted:** 4 at Purdue (Oct. 6)  
**Field Goals Made:** 3 at Purdue (Oct. 6)  
**PATs Attempted:** 9 vs. UMass (Sept. 15)  
**PATs Made:** 9 vs. UMass (Sept. 15)  
**Punting Attempts:** 7 vs. Alabama (Sept. 1)  
**Punting Yards:** 351 vs. Alabama (Sept. 1)  
**Punting Average (min 2 attempts):** 50.1 vs. Alabama (Sept. 1)  
**Punt Return Attempts:** 3 vs. Illinois (Oct. 13)  
**Punt Return Yards:** 56 vs. Illinois (Oct. 13)  
**Kickoff Return Attempts:** 8 vs. Alabama (Sept. 1)  
**Kickoff Return Yards:** 177 vs. Alabama (Sept. 1)  
**Interceptions:** 2 at Notre Dame (Sept. 22)/ at Purdue (Oct. 6)  
**Interception Yards:** 82 at Purdue (Oct. 6)  
**Turnovers Gained:** 4 at Purdue (Oct. 6)  
**Turnovers Lost:** 6 at Notre Dame (Sept. 22)  
**Sacks:** 3 vs. Illinois (Oct. 13)  
**Sacks Against:** 3 at Notre Dame (Sept. 22)  
**First Downs:** 27 vs. UMass (Sept. 15)  
**Penalties:** 8 vs. Alabama (Sept. 1)  
**Penalty Yards:** 86 vs. Alabama (Sept. 1)

**INDIVIDUAL GAME HIGHS**

**Rushing Attempts:** 26, Cody Getz vs. Air Force (Sept. 8)  
**Rushing Yards:** 130, Cody Getz vs. Air Force (Sept. 8)  
**Rushing TDs:** 3, Cody Getz vs. Air Force (Sept. 8)  
**Pass Attempts:** 29, Mike Wegzyn vs. UMass (Sept. 15)  
**Pass Completions:** 16, Caleb TerBush at Purdue (Oct. 6)  
**Passing Yards:** 199, McCarron vs. Alabama (Sept. 1)  
**Passing TDs:** 2, McCarron vs. Alabama (Sept. 1)  
**Receptions:** 8, O.J. Ross at Purdue (Oct. 6)  
**Receiving Yards:** 63, Deion Walker vs. UMass (Sept. 15)  
**Receiving TDs:** 1, White/Williams vs. Alabama (Sept. 1)/OJ Ross at Purdue (Oct. 6)  
**Total Plays:** 36, Mike Wegzyn vs. UMass (Sept. 15)  
**Total Yards:** 197, McCarron vs. Alabama (Sept. 1)  
**Points Kicking:** 8, Shelley vs. Alabama (Sept. 1)  
**Field Goals Made:** 2, 3x, last Paul Griggs at Purdue (Oct. 6)  
**Field Goals Attempted:** 3, B. Levensgood vs. UMass (Sept. 15)  
**PATs Attempted:** 5, Shelley vs. Alabama (Sept. 1)  
**PATs Made:** 5, Shelley vs. Alabama (Sept. 1)  
**Punting Attempts:** 8, J. DuVernois vs. Illinois (Oct. 13)  
**Punting Yards:** 367, J. DuVernois vs. Illinois (Oct. 13)  
**Punting Average:** 53.5, David Baska vs. Air Force (Sept. 8)  
**Punt Returns:** 4, Ch. Jones vs. Alabama (Sept. 1)  
**Punt Return Yards:** 56, Ch. Jones vs. Alabama (Sept. 1)  
**Kickoff Returns:** 6, Jordan Broadnax vs. UMass (Sept. 15)  
**Kickoff Return Yards:** 126, Jordan Broadnax vs. UMass (Sept. 15)  
**Interceptions:** 2, Manti Te'o at Notre Dame (Sept. 22)  
**Interception Yards:** 35, Milliner vs. Alabama (Sept. 1)  
**Tackles:** 9, Jackson at Notre Dame (Sept. 22)  
**Solo Tackles:** 7, Mason Monheim vs. Illinois (Oct. 13)  
**Tackles for Loss:** 2, Robert Maci at Purdue (Oct. 6)  
**Tackles for Loss Yardage:** 10, Tuitt at Notre Dame (Sept. 22)  
**Sacks:** 1, last at Notre Dame (Sept. 22)  
**Sack Yardage:** 10, Tuitt at Notre Dame (Sept. 22)  
**Pass Breakups:** 4, Milliner vs. Alabama (Sept. 1)

**TEAM GAME HIGHS**

**Rushing Attempts:** 71 vs. Air Force (Sept. 8)  
**Rushing Yards:** 290 vs. Air Force (Sept. 8)  
**Rushing TDs:** 3 vs. Air Force (Sept. 8)  
**Yards Per Rush:** 5.5 vs. Alabama (Sept. 1)  
**Passing Attempts:** 35 at Purdue (Oct. 6)  
**Passing Completions:** 14 vs. UMass (Sept. 15)  
**Passing Yards:** 199 vs. Alabama (Sept. 1)  
**Passing TDs:** 2 vs. Alabama (Sept. 1)  
**Yards Per Completion:** 18.1 vs. Alabama (Sept. 1)  
**Total Plays:** 90 vs. Air Force (Sept. 8)  
**Total Yards:** 431 vs. Alabama (Sept. 1)  
**Yards Per Play:** 6.8 vs. Alabama (Sept. 1)  
**Points:** 41 vs. Alabama (Sept. 1)  
**Touchdowns Scored:** 5 vs. Alabama (Sept. 1)  
**Field Goals Attempted:** 3 vs. Alabama (Sept. 1)/ vs. UMass (Sept. 15)  
**Field Goals Made:** 2 vs. Alabama (Sept. 1)/ vs. UMass (Sept. 15)/ at Notre Dame (Sept. 22)/ at Purdue (Oct. 6)  
**PATs Attempted:** 5 vs. Alabama (Sept. 1)  
**PATs Made:** 5 vs. Alabama (Sept. 1)  
**Punting Attempts:** 8 vs. Illinois (Oct. 13)  
**Punting Yards:** 367 vs. Illinois (Oct. 13)  
**Punting Average:** 53.5 vs. Air Force (Sept. 8)  
**Punt Return Attempts:** 4 vs. Alabama (Sept. 1)  
**Punt Return Yards:** 56 vs. Alabama (Sept. 1)  
**Kickoff Return Attempts:** 8 at Purdue (Oct. 6)  
**Kickoff Return Yards:** 183 at Purdue (Oct. 6)  
**Interceptions:** 5 at Notre Dame (Sept. 22)  
**Interception Yards:** 69 at Notre Dame (Sept. 22)  
**Turnovers Gained:** 6 at Notre Dame (Sept. 22)  
**Turnovers Lost:** 4 at Purdue (Oct. 6)  
**Sacks:** 3 at Notre Dame (Sept. 22)  
**Sacks Against:** 3 vs. Illinois (Oct. 13)  
**First Downs:** 26 vs. Air Force (Sept. 8)  
**Penalties:** 10 vs. UMass (Sept. 15)  
**Penalty Yards:** 69 vs. UMass (Sept. 15)

# 2012 MICHIGAN SCORING DRIVES/PLAYS

## 2012 MICHIGAN SCORING DRIVES

OPPONENT	PLAYS	YARDS	TOP	RESULT	QTR	PLAY
Alabama	3	75	2:05	TD	2	Denard Robinson 6-yard run (Brendan Gibbons kick)
Alabama	5	86	2:16	TD	3	Denard Robinson 44-yard pass to Devin Gardner (Brendan Gibbons kick)
Air Force	2	80	0:48	TD	1	Denard Robinson 79-yard run (Brendan Gibbons kick)
Air Force	8	88	4:09	TD	2	Denard Robinson 30-yard pass to Devin Funchess (Brendan Gibbons kick)
Air Force	1	58	0:24	TD	3	Denard Robinson 58-yard run (Brendan Gibbons kick)
Air Force	7	65	3:32	TD	3	Denard Robinson 7-yard pass to Devin Gardner (Brendan Gibbons kick)
Air Force	11	52	4:03	FG	4	Brendan Gibbons 31-yard FG
UMass	5	65	2:21	TD	1	Denard Robinson 26-yard pass to Devin Funchess (Brendan Gibbons kick)
UMass	8	45	3:57	TD	1	Fitzgerald Toussaint 11-yard run (Brendan Gibbons kick)
UMass	2	71	0:39	TD	2	Vincent Smith 5-yard run (Brendan Gibbons kick)
UMass	5	75	3:02	TD	2	Denard Robinson 42-yard pass to Devin Gardner (Brendan Gibbons kick)
UMass	5	55	2:00	TD	2	Denard Robinson 36-yard run (Brendan Gibbons kick)
UMass	9	83	1:48	TD	2	Taylor Lewan 0-yard fumble recovery (Brendan Gibbons kick)
UMass	5	41	2:02	TD	3	Denard Robinson 18-yard pass to Roy Roundtree (Brendan Gibbons kick)
UMass	10	72	5:08	TD	3	Vincent Smith 9-yard run (Brendan Gibbons kick)
UMass	5	22	2:33	TD	4	Justice Hayes 1-yard run (Brendan Gibbons kick)
Notre Dame	14	42	7:40	FG	4	Brendan Gibbons 33-yard FG
Notre Dame	11	56	3:19	FG	4	Brendan Gibbons 31-yard FG
Purdue	17	78	8:48	TD	1	Fitzgerald Toussaint 1-yard run (Brendan Gibbons kick)
Purdue	8	63	3:55	TD	2	Fitzgerald Toussaint 1-yard run (Brendan Gibbons kick)
Purdue				TD	2	Raymon Taylor 63-yard interception return (Brendan Gibbons kick)
Purdue	7	74	3:47	TD	2	Denard Robinson 23-yard pass to Devin Gardner (Brendan Gibbons kick)
Purdue	8	61	4:15	FG	3	Brendan Gibbons 29-yard FG
Purdue	5	51	2:32	FG	4	Brendan Gibbons 42-yard FG
Purdue	6	17	3:10	FG	4	Brendan Gibbons 27-yard FG
Purdue	4	33	2:05	TD	4	Thomas Rawls 7-yard run (Brendan Gibbons kick)
Illinois	5	85	2:29	TD	1	Denard Robinson 71-yard pass to Jeremy Gallon (Brendan Gibbons kick)
Illinois	9	65	5:07	FG	1	Brendan Gibbons 18-yard FG
Illinois	9	68	3:56	TD	2	Denard Robinson 6-yard run (Brendan Gibbons kick)
Illinois	6	74	2:49	TD	3	Denard Robinson 49-yard run (Brendan Gibbons kick)
Illinois	4	27	1:47	TD	3	Denard Robinson 8-yard pass to Devin Funchess (Brendan Gibbons kick)
Illinois	2	6	0:41	TD	3	Fitzgerald Toussaint 2-yard run (Brendan Gibbons kick)
Illinois	3	72	1:36	TD	4	Thomas Rawls 63-yard run (Brendan Gibbons kick)

### MICHIGAN OFFENSIVE SCORING DRIVE ANALYSIS

Category	Minus	0-9	10-19	20-29	30-39	40-49	50-59	60-69	70-79	80-89	90-99
Michigan TD	0	1	0	2	1	2	2	4	8	5	0
Michigan FG	0	0	1	0	0	1	3	2	0	0	0

#### Longest Drives:

**Plays:** 17 at Purdue (Oct. 6)

**Yards:** 88, vs. Air Force (Sept. 8)

**Time of Possession:** 8:48 at Purdue (Oct. 6)

# 2012 MICHIGAN BIG PLAYS

## 2012 MICHIGAN 20+-YARD PLAYS FROM SCRIMMAGE

---

### **79 - Run - Denard Robinson vs. Air Force (Sept. 8)**

71 - Rec. - Jeremy Gallon from Denard Robinson vs. Alabama (Sept. 1)

### **71 - Rec. - Jeremy Gallon from Denard Robinson vs. Illinois (Oct. 13)**

66 - Rec. - Drew Dileo from Denard Robinson vs. UMass (Sept. 15)

### **63 - Run - Thomas Rawls vs. Illinois (Oct. 13)**

59 - Run - Denard Robinson at Purdue (Oct. 6)

### **58 - Run - Denard Robinson vs. Air Force (Sept. 8)**

### **49 - Run Denard Robinson vs. Illinois (Oct. 13)**

46 - Run - Denard Robinson at Purdue (Oct. 6)

### **44 - Rec. - Devin Gardner from Denard Robinson vs. Alabama (Sept. 1)**

### **42 - Rec. - Devin Gardner from Denard Robinson vs. UMass (Sept. 15)**

38 - Run - Denard Robinson at Purdue (Oct. 6)

### **36 - Run - Denard Robinson vs. UMass (Sept. 15)**

33 - Rec. Roy Roundtree from Denard Robinson vs. Illinois (Oct. 13)

33 - Run - Denard Robinson vs. Illinois (Oct. 13)

31 - Run - Fitzgerald Toussaint at Notre Dame (Sept. 22)

### **30 - Rec. - Devin Funchess from Denard Robinson vs. Air Force (Sept. 8)**

29 - Rec. - Devin Funchess from Denard Robinson vs. Air Force (Sept. 8)

28 - Rec. - Jeremy Gallon from Denard Robinson at Purdue (Oct. 6)

26 - Rec. - Devin Funchess from Denard Robinson vs. Air Force (Sept. 8)

### **26 - Rec. - Devin Funchess from Denard Robinson vs. UMass (Sept. 15)**

24 - Run - Denard Robinson vs. UMass (Sept. 15)

24 - Run - Justice Hayes vs. Illinois (Oct. 13)

### **23 - Rec. - Devin Gardner from Denard Robinson at Purdue (Oct. 6)**

22 - Run - Vincent Smith vs. Alabama (Sept. 1)

21 - Rec. - Devin Funchess from Denard Robinson vs. Air Force (Sept. 8)

20 - Rec. - Drew Dileo from Denard Robinson vs. Alabama (Sept. 1)

20 - Rec. Devin Gardner from Denard Robinson vs. Air Force (Sept. 8)

20 - Run - Denard Robinson at Notre Dame (Sept. 22)

20 - Rec. - Jerald Robinson from Denard Robinson at Notre Dame (Sept. 22)

20+-yard Receptions - 16 (5, Devin Funchess; 4, Devin Gardner; 3, Jeremy Gallon, 2, Drew Dileo; 1 Jerald Robinson, 1 Roy Roundtree)

20+-yard Runs - 14 (10, Denard Robinson; 1 Justice Hayes, 1 Thomas Rawls, 1, Vincent Smith, 1 Fitzgerald Toussaint)

**Bold indicates a TOUCHDOWN**



# 2012 OPPONENT SCORING DRIVES/PLAYS

## 2012 OPPONENT SCORING DRIVES

OPPONENT	PLAYS	YARDS	TOP	RESULT	QTR	PLAY
Alabama	9	61	4:22	TD	1	AJ McCarron 2-yard pass to M. Williams (Shelley kick)
Alabama	3	67	0:45	TD	1	AJ McCarron 51-yard pass to White (Shelley kick)
Alabama	3	17	0:51	TD	1	Lacy 9-yard run (Shelley kick)
Alabama	8	61	3:25	FG	2	Shelley 22-yard FG
Alabama				TD	2	Mosley 16-yard interception return (Shelley kick)
Alabama	5	21	1:51	FG	3	Foster 51-yard FG
Alabama	7	57	4:27	TD	4	Yeldon 1-yard run
Air Force	14	71	4:55	FG	1	Parker Herrington 22-yard field goal
Air Force	11	55	3:49	TD	2	Cody Getz 5-yard run (Parker Herrington kick)
Air Force	14	88	4:46	TD	3	Cody Getz 1-yard run (Parker Herrington kick)
Air Force	10	39	3:18	TD	4	Cody Getz 8-yard run (2-pt conf. - Connor Dietz pass to Marc Hendricks)
UMass	13	66	4:26	FG	2	B. Levensgood 25-yard FG
UMass				TD	2	Christian Birt 32-yard interception return (Levensgood kick)
UMass	8	57	1:53	FG	2	B. Levensgood 32-yard FG
Notre Dame	4	1	0:58	FG	2	Brindza 33-yard FG
Notre Dame	8	48	4:49	TD	2	T. Rees 2-yard run (Brindza kick)
Notre Dame	11	53	6:24	FG	4	Brindza 39-yard FG
Purdue	10	50	4:06	FG	2	Paul Griggs 40-yard FG
Purdue	7	36	1:30	TD	2	Caleb TerBush 4-yard pass to O.J. Ross (Griggs kick)
Purdue	14	58	5:02	FG	4	Paul Griggs 37-yard FG

## OPPONENT SCORING DRIVE ANALYSIS

Category	Minus	0-9	10-19	20-29	30-39	40-49	50-59	60-69	70-79	80-89	90-99
Opponent TD	0	0	1	0	2	1	2	2	0	1	0
Opponent FG	0	1	0	1	0	6	4	2	1	0	0

### Longest Drives:

**Plays:** 14, Air Force (Sept. 8)/ at Purdue (Oct. 6)

**Yards:** 88, Air Force (Sept. 8)

**Time of Possession:** 6:24 at Notre Dame (Sept. 22)

## MICHIGAN WEEK-BY-WEEK LEADERS

Opponent	Rushes	Rushing Yards	Receptions	Receiving Yards	Tackles	TFLs	Sacks
vs. Alabama	13, V. Smith	33, V. Smith	4, Gallon	107, Gallon	9, T. Gordon	1.5, Brink	1.0, Campbell
Air Force	20, D. Robinson	218, D. Robinson	5, Gardner	106, Funchess	11, Ryan	2.0, Clark	--
UMass	15, Toussaint	106, D. Robinson	3, Dileo/Gallon	91, Dileo	7, Hawthorne	2.0, Black	1.0, Bolden
at Notre Dame	26, D. Robinson	90, D. Robinson	3, Gardner/Gallon/ Roundtree	40, Gardner	7, Kovacs/Morgan	1.0, Kovacs	--
at Purdue	24, D. Robinson	235, D. Robinson	3, Gallon	37, Gallon	6, Demens/Ryan/ Morgan	2.0, Ryan/Morgan	1.0, Ryan/Roh
Illinois	18, Toussaint	128, D. Robinson	1, 9 Players	71, Gallon	11, Ryan	3.5, Ryan	1.5, Ryan
Michigan St.							
at Nebraska							
at Minnesota							
Northwestern							
Iowa							
at Ohio State							

# TURNOVER CHART

## MICHIGAN (FORCED 10)

How obtained	Qtr	Player	Plays/Yards	First Downs	Conclusion
<b>Alabama (1)</b>					
Fumble	2	Gordon Force, Taylor Rec.			End of Half
<b>Air Force (0)</b>					
<b>UMass (1)</b>					
Fumble	4	Gyarmati	5/22	2	Touchdown (Hayes 1-yd rush)
<b>Notre Dame (2)</b>					
Interception	1	Golson by Taylor	4/-15	0	Missed field goal
Interception	2	Golson by T. Gordon	4/14	1	Interception
<b>Purdue (4)</b>					
Interception	2	TerBush by Taylor			63-yd interception touchdown return
Fumble	2	Hollowell	4/-1	0	Missed field goal
Interception	4	Marve by T. Gordon	6/17	1	Gibbons 27-yd field goal
Fumble	4	J. Wilson	2/-3	0	End of Game
<b>Illinois (2)</b>					
Interception	3	O'Toole by Demens	4/27	2	Touchdown (Funchess 8-yd catch from D. Robinson)
Fumble	3	Ryan Force, Ojemudia Rec.	2/6	1	Touchdown (Toussaint 2-yd rush)

## OPPONENT (FORCED 13)

How obtained	Qtr	Player	Plays/Yards	First Downs	Conclusion
<b>Alabama (3)</b>					
Interception	1	Robinson by Milliner	3/17	1	Touchdown
Interception	2	Robinson by Mosley			16 yd interception touchdown return
Interception	4	Bellomy by Lee	2/3	0	End of Game
<b>Air Force (1)</b>					
Interception	2	Robinson by Kusan	11/55	3	Touchdown
<b>UMass (1)</b>					
Interception	2	Robinson by Birt			32 yd interception touchdown return
<b>Notre Dame (6)</b>					
Interception	1	Smith by Baratti	5/18	1	Punt
Interception	2	Robinson by Te'o	4/1	0	33-yd field goal
Interception	2	Robinson by Jackson	4/29	2	Interception (by Gordon)
Interception	2	Robinson by Te'o	8/48	3	2-yd touchdown
Interception	2	Robinson by Russell	0/0		End of Half
Fumble	3	Robinson by Spond	4/21	1	Punt
<b>Purdue (1)</b>					
Fumble	2	Robinson by Gaston	7/36	3	4-yd touchdown
<b>Illinois (1)</b>					
Fumble	4	Bellomy by Monheim	4/(-2)	0	Punt