



2012 MICHIGAN FOOTBALL



HAIL TO THE VICTORS VALIANT HAIL TO THE CONQUERING HEROES

11 NATIONAL TITLES

41 BOWL GAME APPEARANCES

42 BIG TEN TITLES

133 YEARS OF MICHIGAN FOOTBALL

ATHLETIC MEDIA RELATIONS • 1100 SOUTH STATE STREET • ANN ARBOR, MICHIGAN • OFFICE (734) 763-4423 • FAX (734) 647-1188 • MGOBLUE.COM

DID YOU KNOW?

- Michigan has previously faced Air Force just once, defeating the Falcons, 24-7, in Ann Arbor in 1964.
- The Wolverines are 109-18-2 all-time in home openers.
- QB Denard Robinson is 6th in Michigan history with 41 TD passes and 5th with 36 TD runs. Robinson ranks 7th in school history in passing yards (5,131) and 8th in rushing yards (3,256).
- Robinson has broken off a 20+-yard run 30 times among his 556 carries.
- Brady Hoke became the 8th head coach to direct a program to a BCS bowl in his first season with the team.
- Hoke became the 3rd head coach to direct a program to a BCS bowl win in his first season with a team (four coaches have done in all).
- The Wolverines have won 15 consecutive games at Michigan Stadium in the month of September.
- WR Jeremy Gallon posted his first career 100-yard receiving effort in U-M's season opener vs. Alabama.

TABLE OF CONTENTS

Game Day Information.....1
 Quick Facts.....2-3
 Tale of the Tape.....4
 National Polls.....9
 U-M Record When 10
 Game Notes..... 4-11
 Starting Lineups 12
 Depth Chart..... 13
 Rosters.....14-17
 Brady Hoke18-19
 Coaching and Support Staff..... 19
 Individual Career Bests.....20-21
 Michigan Stadium.....22
 Game Recaps23

FOLLOW THE WOLVERINES ON ...

Twitter
twitter.com/umichfbal

Facebook
Search Michigan Football

iTunes
Search MGoBlue

Air Force Falcons (1-0, 0-0 Mountain West) vs. Michigan Wolverines (0-1, 0-0 Big Ten Conference)

GAME 2: Saturday, September 8, 2012 • 3:35 ET
Michigan Stadium (109,901), Ann Arbor, Mich.



Series vs. Air Force: 1-0
U-M Record vs. Current MW Teams: 6-0
Last Meeting vs. Air Force:
 U-M 24, Air Force 7 (Sept. 26, 1964)
Television: ABC
Radio: Michigan IMG Sports Network

GAMEDAY QUICK HITS

TELEVISION COVERAGE
 ABC Sports
 Play-by-Play - Bob Wischusen
 Color Analyst - Danny Kanell
 Sideline Reports - Maria Taylor

RADIO COVERAGE
 The Michigan Football Radio Network is comprised of 42 affiliates in addition to Armed Services Radio and SiriusXM (channels 113 and 196). Frank Beckmann handles play-by-play with Jim Brandstatter serving as the color analyst. Doug Karsch provides sideline reports.

HOME OPENERS
 The Wolverines have a 109-18-2 record all-time in home openers (did not have a home game in 1879-81), including a 16-3 record at the "Big House" in the last 19 games. Michigan's only losses during that stretch came against Utah in 2008 (25-23), Appalachian State in 2007 (34-32) and Syracuse in 1998 (38-28). The last time U-M opened against a Mountain West foe was in 2008, when Michigan fell to Utah, 25-23, on Aug. 30 at Michigan Stadium.

WOLVERINES AND THE FALCONS
 Michigan will meet Air Force on the gridiron for just the second time. The Wolverines won the first-ever contest, 24-7, on Sept. 26, 1964 at Michigan Stadium. U-M is 3-1 all-time against Mountain West teams, and is 6-0 against current members of the league.

HONORING A GREAT
 Former U-M player (and head coach) Bennie Oosterbaan's No. 47 jersey will be honored with "Michigan Football Legend" distinction in conjunction with the game. Oosterbaan was a three-time All-American (1925, '26, '27) at end -- Michigan's first and one of only two, three-time All-Americans in Wolverine football history (Anthony Carter). He was a nine-time letterwinner at Michigan, earning letters in football, basketball and baseball. Following graduation in 1928, he turned down contracts from professional baseball and football organizations in order to join the Michigan coaching staff. He served as an assistant under Fritz Crisler and was U-M's head coach from 1948 to 1958, compiling a 63-33-4 record. During his tenure, the Wolverines won or shared Big Ten titles three times, won the 1951 Rose Bowl and captured the national championship in 1948.

2012 SCHEDULE AND RESULTS

DATE	RANK	OPPONENT	RESULT	TIME	TV	ATTEND.
Sept. 1	8/2	vs. Alabama#	L, 14-41	8:12 p.m.	ABC	90,413
Sept. 8	- / -	AIR FORCE		3:35 p.m.	ABC	
Sept. 15	- / -	MASSACHUSETTS		3:30 p.m.	BTN	
Sept. 22	- / -	at Notre Dame		7:30 p.m.	NBC	
Oct. 6	- / -	at Purdue*		4:00 p.m.	BTN	
Oct. 13	- / -	ILLINOIS*		3:30 p.m.	ABC	
Oct. 20	- / -	MICHIGAN STATE*		TBA		
Oct. 27	- / -	at Nebraska*		8:00 p.m.		
Nov. 3	- / -	at Minnesota*		TBA		
Nov. 10	- / -	NORTHWESTERN*		TBA		
Nov. 17	- / -	IOWA *		TBA		
Nov. 24	- / -	at Ohio State *		12:00 p.m.	ABC	

#Cowboys Classic (Arlington, Texas)
 All Times Eastern
 * Big Ten Games
Home Games Bold at Michigan Stadium
 Rank (U-M / Opponent) from the Associated Press Top 25 Poll

MICHIGAN FOOTBALL QUICK FACTS

MEDIA RELATIONS

Phone: (734) 763-4423
Fax: (734) 647-1188
Internet Site: MGoBlue.com

Mailing Address:
 Public and Media Relations
 University of Michigan
 1100 S. State St.
 Ann Arbor, MI 48109-2201

ASSOCIATE A.D.
 David Ablauf (dablauf@umich.edu)

FOOTBALL
 Justin Dickens (dickensj@umich.edu)

SECONDARY FOOTBALL/MEN'S TENNIS
 Zach Eisendrath (zeisen@umich.edu)

PUBLICATIONS
 Barb Cossman (bcossman@umich.edu)

MEN'S BASKETBALL/MEN'S AND WOMEN'S GOLF
 Tom Wywrot (twywrot@umich.edu)

WRESTLING/WATER POLO/FIELD HOCKEY
 Leah Howard (lchoward@umich.edu)

WOMEN'S SWIMMING AND DIVING/SOFTBALL
 TBA

VOLLEYBALL/BASEBALL
 Kent Reichert (kereiche@umich.edu)

WOMEN'S SOCCER/WOMEN'S GYMNASTICS/MEN'S SWIMMING AND DIVING
 Brad Rudner (brudner@umich.edu)

ICE HOCKEY/WOMEN'S ROWING
 Rob Tillotson (rtillot@umich.edu)

WOMEN'S BASKETBALL/WOMEN'S TENNIS
 Sarah VanMetre (vanmetre@umich.edu)

MEN'S AND WOMEN'S TRACK AND FIELD AND CROSS COUNTRY/WOMEN'S LACROSSE
 Whitney Dixon (whitdix@umich.edu)

MEN'S SOCCER/MEN'S GYMNASTICS/MEN'S LACROSSE
 Scott Kempes (skempes@umich.edu)

DIRECTOR OF INTERNET
 Jon Ripperger (ripp@umich.edu)

INTERNET
 Matt Baumer (mbaumer@umich.edu)

ADMINISTRATIVE ASSISTANT SENIOR
 Tara Preston (tlap@umich.edu)

ADMINISTRATIVE ASSISTANT
 Joan Medrich (jmedrich@umich.edu)

UNIVERSITY INFORMATION

School: University of Michigan
Location: Ann Arbor, Mich.
Enrollment: 41,942
Founded: 1817
University President: Mary Sue Coleman
Director of Athletics: Dave Brandon
Nickname: Wolverines
Colors: Maize and Blue
Band: Michigan Marching Band
Fight Song: The Victors
Conference: Big Ten

FOOTBALL INFORMATION

First Year of Varsity Status: 1879
All-Time Record: 895-311-36 (133rd season)
All-Time Big Ten Record: 473-186-18 (106th season)
National Titles: 11
Big Ten Championships: 42
Bowl Games (Record): 41 (20-21)
Consensus All-Americans: 78
First-Team All-Big Ten Selections: 393

MICHIGAN STADIUM

Completed: 1927 (86th season)
Stadium Capacity: 109,901
Surface: FieldTurf (artificial)
Largest Crowd (Opp., Year): 114,804 (Notre Dame, 2011)
Record at Michigan Stadium: 392-120-15
Consecutive 100,000-plus Crowds: 238 (Nov. 8, 1975 to current)

2012 SEASON IN REVIEW

Overall Record: 0-1 (.000)
Big Ten Record: 0-0 (.000)
Home: 0-0 / **Away:** 0-0 / **Neutral:** 0-1

MICHIGAN HEAD COACHES

Brady Hoke	2011-present	11-3	(.786)
Rich Rodriguez	2008-10	15-22	(.405)
Lloyd Carr	1995-2007	122-40	(.753)
Gary Moeller	1990-94	44-13-3	(.758)
Bo Schembechler	1969-89	194-48-5	(.796)
Bump Elliott	1959-68	51-42-2	(.547)
Bennie Oosterbaan	1948-58	63-33-4	(.650)
Fritz Crisler	1938-47	71-16-3	(.806)
Harry Kipke	1929-37	46-26-4	(.632)
Tad Wieman	1927-28	9-6-1	(.594)
George Little	1924	6-2	(.750)
Fielding Yost	1901-23, 1925-26	165-29-10	(.833)
Biff Lea	1900	7-2-1	(.750)
Gustave Ferbert	1897-99	24-3-1	(.875)
William Ward	1896	9-1	(.900)
William McCauley	1894-95	17-2-1	(.875)
Frank Barbour	1892-93	14-8	(.636)
M. Murphy/F. Crawford	1891	4-5	(.444)

FOOTBALL HISTORY

First Year of Football1879
 All-Time Record895-311-36 (.735)
 All-Time Conference Record473-186-18 (.712)
 All-Time Bowl Record20-21 (.488)

National Championships 11
 1901, 1902, 1903, 1904, 1918, 1923, 1932, 1933, 1947, 1948, 1997

Conference Championships 42
 1898, 1901, 1902, 1903, 1904, 1906, 1918, 1922, 1923, 1925, 1926, 1930, 1931, 1932, 1933, 1943, 1947, 1948, 1949, 1950, 1964, 1969, 1971, 1972, 1973, 1974, 1976, 1977, 1978, 1980, 1982, 1986, 1988, 1989, 1990, 1991, 1992, 1997, 1998, 2000, 2003, 2004

Bowl Appearances 41
 1901, 1947, 1950, 1964, 1969, 1971, 1975, 1976, 1977, 1978, 1979, 1980, 1981, 1982, 1983, 1984, 1985, 1986, 1987, 1988, 1989, 1990, 1991, 1992, 1993, 1994, 1995, 1996, 1997, 1998, 1999, 2000, 2001, 2002, 2003, 2004, 2005, 2006, 2007, 2010, 2011

Undefeated Seasons 23
 1879, 1880, 1884, 1885, 1886, 1887, 1898, 1901, 1902, 1903, 1904, 1910, 1918, 1922, 1923, 1930, 1932, 1933, 1947, 1948, 1973, 1992, 1997

10+ Win Seasons..... 26
 1898, 1901, 1902, 1903, 1904, 1905, 1947, 1971, 1972, 1973, 1974, 1976, 1977, 1978, 1980, 1985, 1986, 1989, 1991, 1997, 1998, 1999, 2002, 2003, 2006, 2011

Most Consecutive Wins 29 (Sept. 28, 1901 – Oct. 31, 1903)
 All-Time Points Scored 30,871 (No. 2 nationally)
 First-Team All-Americans 125 (78 consensus)
 First-Team All-Big Ten Players 393 (No. 1 in the Big Ten)
 Heisman Trophy Winners 3 (1941, 1991, 1997)
 Years with U-M Player in Heisman Top 10 26
 National Award Winners 11
 College Football Hall of Fame Members 36
 All-Time NFL Draft Picks 337 (two No. 1 picks)
 All-Time First Round Picks 50
 Michigan on TV 433 Games; 283-142-8 (No. 1 nationally)
 First TV Game U-M 55, MSU 0 (Sept. 27, 1947 on WWJ-TV)

MICHIGAN FOOTBALL BY DECADE

2010s.....	18-9 (.667)
2000s.....	81-43-0 (.653)
1990s.....	93-26-3 (.775)
1980s.....	90-29-2 (.752)
1970s.....	96-16-3 (.848)
1960s.....	55-40-0 (.579)
1950s.....	52-36-3 (.588)
1940s.....	74-15-3 (.821)
1930s.....	53-26-4 (.663)
1920s.....	58-16-4 (.769)
1910s.....	52-18-6 (.723)
1900s.....	82-8-3 (.898)
1890s.....	72-20-2 (.777)
1880s (no games in 1882)	18-9-0 (.667)
1879.....	1-0-1 (.750)

Overall 895-311-36 (.735)

WEEKLY MEDIA AVAILABILITIES

MONDAY	TUESDAY	WEDNESDAY
12:30 P.M. - Head Coach Brady Hoke Press Conference at Junge Family Champions Center	12:00-12:10 P.M. - Head Coach Brady Hoke Big Ten Teleconference Call	12:00 P.M. - Head Coach Brady Hoke available in the interview area
1 P.M. - Players' Press Conference at Junge Family Champions Center:	12:15 - 12:30 P.M. - Greg Mattison Press Conference in Schembechler Hall	12:15 P.M. - Players available in interview area (Taylor Lewan and Def. Play TBD)
PLAYERS: Devin Gardner Elliott Mealer	12:30 - 12:45 P.M. - Al Borges Press Conference in Schembechler Hall	*All interview requests should be directed to the University of Michigan Public and Media Relations office.
	6:00 P.M. - Players available in interview area (Desmond Morgan, Denard Robinson, Craig Roh, Roy Roundtree, Fitzgerald Toussaint)	

BIG TEN TELECONFERENCE

The Big Ten Teleconferences run throughout the season on a weekly basis, starting Tuesday, Aug. 28. Head coach Brady Hoke will participate on the conference call at 12 p.m. Eastern (11 a.m. Central). The media call-in number can be obtained by calling the Big Ten Conference.

Following is the coaches teleconference lineup:

Time	Coach
LEGENDS DIVISION	
12:00	Brady Hoke, Michigan
12:10	Pat Fitzgerald, Northwestern
12:20	Bo Pelini, Nebraska
12:30	Mark Dantonio, Michigan State
12:40	Kirk Ferentz, Iowa
12:50	Jerry Kill, Minnesota
LEADERS DIVISION	
1:00	Tim Beckman, Illinois
1:10	Danny Hope, Purdue
1:20	Bill O'Brien, Penn State
1:30	Bret Bielema, Wisconsin
1:40	Urban Meyer, Ohio State
1:50	Kevin Wilson, Indiana

MICHIGAN RADIO NETWORK

In its 10th season as a division of IMG College, the Michigan Sports Network represents one of the largest and most-listened to college sports network in the Midwest. Anchored by WWJ-AM (950) in Detroit, the Michigan IMG Radio Network is comprised of 42 affiliate stations in Michigan and Ohio during football season. In addition, U-M football can also be heard on American Armed Forces Radio and is also available on Sirius/XM. Frank Beckmann (play-by-play) and Jim Brandstatter (color) bring the action to you from the booth, with Doug Karsch providing sideline reports and analysis. Following is a list of radio affiliates:

City	Station	Dial Pos.
Alma	WQBX	104.9 FM
Alpena	WATZ	1450 AM
Ann Arbor	WTKA	1050 AM
Ann Arbor	WWWW	102.9 FM
Battle Creek	WBXX	104.9 FM
Benton Harbor	WSJM	1400 AM
Benton Harbor	WSJM	94.9 FM
Big Rapids	WBRN	1460 AM
Big Rapids	WBRN	107.7 FM
Cadillac	WKAD	93.7 FM
Cassopolis	WGTO	910 AM
Charlevoix	WMKT	1270 AM
Charlevoix	WMKT	102.3 FM
Cleveland, Ohio	WHKW	1220 AM
Detroit	WWJ	950 AM
Escanaba	WBBC	680 AM
Flint	WTRX	1330 AM
Grand Haven	WGHN	1370 AM
Grand Rapids	WOOD	1300 AM
Ishpeming	WIAN	1240 AM
Jackson	WKHM	970 AM
Kalamazoo	WQLR	1660 AM
Lansing	WQTX	92.1 FM
Ludington	WKZC	94.9 FM
Marine City	WHLX	1590 AM
Marquette	WDMJ	1320 AM
Muskegon	WOOD	106.9 FM
Newberry	WNBY	1450 AM
Niles	WNIL	1290 AM
Oscoda	WWTH	100.7 FM
Petoskey	WMBN	1340 AM
Port Huron	WHLX	1450 AM
Reed City	WBRN	95.1 FM
Rogers City	WHAK	980 AM
Rogers City	WHAK	99.9 FM
Saginaw	WSGW	790 AM
Saginaw	WSGW	100.5 FM
Sault Ste. Marie	WKNW	1400 AM
Sturgis	WBET	1230 AM
Toledo	WXKR	100.7 FM
Traverse City	WTCM	580 AM
Warren/Youngstown, Ohio	WHKZ	1440 AM

U-M football can also be heard on American Armed Forces Radio and is also available on Sirius Satellite Radio.

INSIDE MICHIGAN FOOTBALL TV SHOW

Inside Michigan Football presented by PNC Bank is a joint venture between the University of Michigan Athletic Department and IMG College. The weekly football show returns for a fifth season with the first episode on Monday, Aug. 27 at 6:30 p.m., on Fox Sports Detroit. Hosted by Jim Brandstatter, the half-hour show will feature analysis from head coach Brady Hoke and be packed with highlights and behind-the-scenes features on Michigan football.

Inside Michigan Football will broadcast throughout the season, airing every Monday (start time varies from 5:30-6:30 p.m.) on FSN Detroit, with re-airs throughout the week.

Beginning this season, Inside Michigan Football will be available to fans on the Big Ten Digital Network. The show will be available on MGoBlue.com immediately following its airing on FSD.

INSIDE MICHIGAN FOOTBALL RADIO SHOW

Head Coach Brady Hoke will appear each week on the Inside Michigan Football Radio Show. The hour-long show originates on WXYT Radio every Wednesday evening at 7 p.m., with Jim Brandstatter hosting the show. The show is broadcast live from Pizza House (PizzaHouse.com) located at 618 Church Street in Ann Arbor. Following are the stations covering the show:

City	Station	Dial Pos.
Alma	WFYC	1280 AM
Alpena	WATZ	1450 AM
Ann Arbor	WTKA	1050 AM
Battle Creek	WBCK	930 AM
Benton Harbor	WSJM	1400 AM
Benton Harbor	WSJM	94.9 FM
Big Rapids	WBRN	1460 AM
Big Rapids	WBRN	107.7 FM
Cadillac	WKAD	93.7 FM
Cassopolis	WGTO	910 AM
Charlevoix	WMKT	1270 AM
Charlevoix	WMKT	102.3 FM
Detroit	WXYT	1270 AM
Flint	WTRX	1330 AM
Kalamazoo	WQLR	1660 AM
Ludington	WKZC	94.9 FM
Niles	WNIL	1290 AM
Petoskey	WMBN	1340 AM
Reed City	WBRN	95.1 FM
Saginaw	WSGW	790 AM
Sault Ste. Marie	WKNW	1400 AM
Sturgis	WBET	1230 AM
Toledo, Ohio	WXKR	100.7 FM
Traverse City	WTCM	580 AM

MGOBLUE.COM



TALE OF THE TAPE

2012 STATISTICS

OFFENSE

Michigan	Category	Air Force
14.0	Scoring	49.0
269.0	Total Yards	626.0
69.0	Rushing Offense	484.0
200.0	Passing Offense	142.0
92.96	Pass Efficiency	181.16
11	First Downs	27
25%	3rd-Down Conv.	42%
0%	4th-Down Conv.	100%
1	Sacks Allowed	0
100%	Red Zone Offense (TD Eff.)	100%
100%	Red Zone Offense (Scoring Eff.)	100%
3.0	Punt Returns	0.0
22.1	Kick Returns	26.0
51.3	Avg. Punting	42.5
35.3	Net Punting	42.5
0-0	Field Goals	0-1
8-99	Penalties	4-47
-2	Turnover Margin	+1
28:34	Time Of Possession	24:44

2011 STATISTICS

DEFENSE

Michigan	Category	Air Force
41.0	Scoring	21.0
446.0	Total Yards	431.0
247.0	Rushing Offense	66.0
199.0	Passing Offense	365.0
163.41	Pass Efficiency	145.77
21	First Downs	24
30%	3rd-Down Conv. Allowed	53%
0%	4th-Down Conv. Allowed	67%
2	Sacks By	2
75%	Red Zone Defense (TD Eff.)	60%
100%	Red Zone Defense (Scoring Eff.)	60%
14.0	Punt Returns	0.0
0.0	Kick Returns	21.0
47.0	Avg. Punting	48.2
46.2	Net Punting	48.2
2-3	Field Goals Against	0-1
7-55	Penalties	1-15
31:26	Opponent Time Of Possession	35:16

LAST WEEK...

U-M was unable to overcome a 31-point first half deficit, falling 41-14 to No. 2 Alabama in the 2012 Cowboys Classic held at Cowboys Stadium.

Senior co-captain and quarterback Denard Robinson completed 11-of-26 passes for 200 yards and tossed one touchdown. He added 27 rushing yards on 10 carries and scored the team's first points on a six-yard TD run.

Senior/junior wide receiver Jeremy Gallon caught four passes for a career-best 107 yards in the contest, including a 71-yard career-long catch on Michigan's first scoring drive of 2012. It was Gallon's first career 100-yard receiving game.

Senior/junior safety Thomas Gordon led the defensive effort, tying a career high with nine tackles and adding a forced fumble. Senior co-captain and safety Jordan Kovacs chipped in eight stops and one tackle for loss.

The Crimson Tide scored touchdowns on three consecutive first quarter possessions to open up a 21-0 lead on the Wolverines. Quarterback A.J. McCarron tossed a pair of touchdown passes on the first two scoring drives, finding tight end Michael Williams for a two-yard touchdown and DeAndrew White for a 51-yard score. Alabama reached the end zone for the third time as Eddie Lacy ran nine yards over left tackle at 1:42 of the opening stanza.

MICHIGAN VS. AIR FORCE

MICHIGAN LEADS ALL-TIME SERIES 1-0

Year	Site	W/L	U-M	AFA
1964	Ann Arbor	W	24	7

THE LAST TIME VS. AIR FORCE..

Michigan opened the 1964 season with a 24-7 victory over Air Force at Michigan Stadium. On the game's third play, U-M forced an AFA fumble and recovered the ball at the Falcons' 32-yard line. Following the turnover, quarterback Bob Timberlake scored on a one-yard touchdown run. Timberlake also led Michigan on a pair of 80-yard touchdown drives during the contest. The Wolverines forced four Air Force fumbles in the first half, three of which were recovered by Michigan. The only scoring in the second half came on a 10-yard touchdown run by U-M running back Jim Detwiler.

MICHIGAN VS. MOUNTAIN WEST

- Michigan is 6-0 against teams currently in the Mountain West Conference.
- U-M is 3-1 against Mountain West teams since the conference began play in 1999.
- Michigan matched up with a Mountain West opponent during the 2011 season, defeating San Diego State, 28-7, on Sept. 24 at Michigan Stadium.

HOKE VS. AIR FORCE

- Head coach Brady Hoke is 1-1 all-time against Air Force. In his first season at San Diego State, Hoke's Aztecs lost at Air Force, 26-14, on Sept. 26, 2009. Hoke and San Diego State returned the favor the following season, earning a 27-25 home victory over the Falcons on Oct. 16, 2010.

U-M HEAD-TO-HEAD AGAINST MW OPPONENTS

School	W	L	T	Pct.
San Diego State	2	0	0	1.000
Utah	1	1	0	.500
Totals	3	1	0	.750

U-M HEAD-TO-HEAD AGAINST TEAMS CURRENTLY IN MOUNTAIN WEST

School	W	L	T	Pct.
Air Force	1	0	0	1.000
Boise State	0	0	0	.000
Colorado State	1	0	0	1.000
Fresno State	0	0	0	.000
Hawai'i	2	0	0	1.000
Nevada	0	0	0	.000
New Mexico	0	0	0	.000
San Diego State	2	0	0	.000
UNLV	0	0	0	.000
Wyoming	0	0	0	.000
Totals	6	0	0	1.000

A LOOK AT THE LAST TEN HOME OPENERS

Year	Opponent	W/L	U-M	Opp.
2002	Washington	W	31	29
2003	Central Mich.	W	45	7
2004	Miami (OH)	W	43	10
2005	No. Illinois	W	33	17
2006	Vanderbilt	W	27	7
2007	Appalachian St.	L	32	34
2008	Utah	L	23	25
2009	Western Mich.	W	31	7
2010	Connecticut	W	30	10
2011	Western Mich.	W	34	10

WOLVERINES FACE TOUGH SCHEDULE IN 2012

Ten of Michigan's 12 2012 regular-season opponents received bowl bids in 2011, while compiling an 80-51 record (.611 winning percentage). The Wolverines face five of those opponents on the road, including three in prime-time (Alabama, at Notre Dame, at Nebraska).

2012 CAPTAINS

- The U-M football team elected two seniors, Jordan Kovacs (defense) and Denard Robinson (offense), as captains for the 133rd team in school history. The two players were selected in a vote of their teammates during fall camp.

SEVERAL WOLVERINES ON PRESEASON WATCH LISTS

Below is a list of 2012 watch lists Wolverines players were named to this preseason:

Senior Defensive End Craig Roh

Ted Hendricks Defensive End of the Year Award

Senior Quarterback Denard Robinson

Maxwell Award
Davey O'Brien Trophy
Walter Camp Player of the Year Award
Manning Award

Senior Linebacker Kenny Demens

Rotary Lombardi Award

Senior Place-Kicker Brendan Gibbons

Lou Groza Award

Senior Safety Jordan Kovacs

Bronko Nagurski Trophy
Lott IMPACT Trophy

Junior Offensive Tackle Taylor Lewan

Outland Trophy
Rotary Lombardi Award

Senior Offensive Lineman Patrick O'Connell

AFC A Good Works Team

Senior Wide Receiver Roy Roundtree

Biletnikoff Award

Junior Running Back Fitzgerald Toussaint

Doak Walker Award
Maxwell Award

MAKING HIS MARK

• Wide receiver Jeremy Gallon caught four passes for a career-best 107 yards in last Saturday's 41-14 loss to Alabama, including a 71-yard career long catch on Michigan's first scoring drive of 2012. It was Gallon's first career 100-yard receiving game.

BIG PLAYS

• U-M generated four offensive plays of 20+ yards in the season opener against Alabama. In addition to wide receiver Jeremy Gallon's career-best 71-yard reception, quarterback/wide receiver Devin Gardner notched a career-long 44-yard touchdown catch, while running back Vincent Smith tallied a 22-yard run and wide receiver Drew Dileo posted a 20-yard catch.

SEPTEMBER SUCCESS

Dating back to the 2007 season, U-M has won 15 consecutive games at Michigan Stadium in the month of September.

Year	September Home Record
2007	2-2*
2008	2-0
2009	4-0
2010	3-0
2011	4-0
2012	0-0
Total	15-2

* U-M has not lost a September home game since falling to Oregon (39-7) at Michigan Stadium of Sept. 8, 2007.

U-M TO RECOGNIZE FORMER GREATS IN 2012

• The U-M Athletic Department will recognize center Gerald Ford, ends Ron Kramer and Bennie Oosterbaan, and tackles Francis, Albert and Alvin Wistert, with the "Michigan Football Legend" distinction during the 2012 season. The Wisterts, Ford, Kramer and Oosterbaan will be honored in perpetuity with their names always affixed to their respective jersey numbers with a patch over the left upper chest of all future players donning the jersey numbers. The football staff has not determined which current players will wear the jerseys honoring the former legends.

• Desmond Howard was the inaugural Michigan Football Legend, honored last year during the first night game in Michigan Stadium history. Howard's No. 21 jersey will be worn in 2012 by senior wide receiver Roy Roundtree.

• Below reflects the tentative dates and contests in which the No. 11, 47, 48 and 87 jerseys will be worn by a current Wolverine player and therefore officially honored as a "Michigan Football Legend" number.

Sept. 8 -- Air Force (No. 47 Bennie Oosterbaan)

Sept. 15 -- Massachusetts (No. 87 Ron Kramer)

Oct. 13 -- Illinois (No. 48 Gerald Ford)

Nov. 10 -- Northwestern (No. 11 Francis, Albert and Alvin Wistert)

ENTERING 2012...

• Michigan returns 13 starters from its 2011 squad, six offensive and seven defensive.

• On offense, LT Taylor Lewan, RG Patrick Oameh, QB Denard Robinson and WR Roy Roundtree started all 13 games in 2011, while LB Kenny Demens and DE Craig Roh started all 13 games on defense.

• The offensive line welcomes back three starters from the 2011 squad that allowed only 18 sacks and helped U-M total 5,261 yards of offense.

• Lewan, Oameh and RT Michael Schofield have combined for 64 career starts and 86 career games on the offensive line.

• Of the 14 players that scored a touchdown for Michigan in 2011, eight return in 2012.

• U-M returns nine of 11 players from 2011 that had a rushing attempt, and four of five players that scored a rushing touchdown.

• U-M returns 10 of 17 players from 2011 that had a reception, four of seven players with 100-plus yards receiving and five of nine players that recorded a touchdown catch.

• U-M returns its top three leading tacklers from 2011, linebacker Kenny Demens (94) and safeties Jordan Kovacs (75) and Thomas Gordon (67).

• Along its defensive line, U-M looks to replace defensive tackles Mike Martin and Will Heining and defensive end Ryan Van Bergen, who combined for 87 career starts. Among those expected to fill the starting roles are defensive tackles Will Campbell and Quinton Washington and defensive end Jibreel Black, who entered 2012 with zero career starts.

A LOOK BACK AT 2011:

OFFENSIVE NOTES

• The Wolverines scored 53 offensive touchdowns in 2011 (31 rushing, 22 passing).

• Michigan was second in the Big Ten in rushing offense (221.9 ypg), and was third in total offense (404.7 ypg).

• U-M was second in the conference in scoring offense with an average of 33.3 points per game.

• Michigan's signal callers completed over 54 percent of their pass attempts (155-of-284; 54.5 percent).

• U-M totaled over 100 yards rushing in 11 of 13 games, including 200+ rushing yards in seven games and 300+ yards in four games. Michigan had a season-best 376 rushing yards against Eastern Michigan (Sept. 17), 320 vs. San Diego State (Sept. 24) and 363 yards vs. Minnesota (Oct. 1). It marked the first time U-M rushed for 300+ yards in three consecutive games since 1976.

• Quarterback Denard Robinson and running back Fitzgerald Toussaint became U-M's first pair of 1,000-yard rushers since 1975 by each surpassing the mark in the win over Ohio State. Robinson finished with 1,176 yards in 2011, while Toussaint gained 1,041. Gordon Bell (1,388) and Rob Lytle (1,030) achieved the feat 36 years ago.

ROBINSON FINISHES STRONG

• Quarterback Denard Robinson finished the 2011 season strong. In his last two regular season games, wins over Nebraska and Ohio State, Robinson combined for 25 of 35 passing for 347 yards and 5 TDs with one interception and rushed 49 times for 253 yards with 4 TDs. Overall, Robinson combined for 600 yards and 9 TDs, contributing to his career-best 36 TDs on the season (20 passing/16 rushing).

• He became the first Michigan player in the modern era to post multiple rushing and passing TDs in back-to-back games.

A LOOK AT THE WOLVERINES ...

OFFENSE

Offensive Formation: Pro Style

Offensive Starters Returning/Lost: 6/5

Offensive Lettermen Returning/Lost: 22/10

RETURNING STARTERS FROM 2011

Player	Pos.	Ht.	Wt.	Year/Elig.
Roy Roundtree	WR	6-0	177	5th Sr.
Taylor Lewan	LT	6-8	302	Sr./Jr.
Michael Schofield	LG	6-7	299	Sr./Jr.
Patrick Oameh	RG	6-4	299	5th Sr.
Denard Robinson	QB	6-0	195	Sr.
Fitzgerald Toussaint	RB	5-10	195	Sr./Jr.

STARTERS LOST FROM 2011

Player	Pos.	Ht.	Wt.
David Molk	C	6-2	286
Mark Huyge	RT	6-6	302
Kevin Koger	TE	6-4	258
Martavious Odoms	WR	5-8	173
Junior Hemingway	WR	6-1	222

Individual Statistical Rankings in 2011

Category	Avg.	Big Ten	NCAA
D. Robinson, Rushing	90.5	5th	39th
D. Robinson, Rushing TDs	16	2nd	T-12th
D. Robinson, Total Off.	257.6	1st	32nd
D. Robinson, Passing	167.2	5th	76th
D. Robinson, TD Pass. %	7.6%	2nd	12th
D. Robinson, Yds/Comp.	15.30	1st	1st
D. Robinson, Yds/Att.	8.42	2nd	14th
F. Toussaint, Rushing	86.8	7th	43rd
F. Toussaint, Rushing TDs	9	T6th	T-64th
J. Gallon, Punt Ret. avg.	10.1	3rd	26th
B. Gibbons, FG %	76.5	5th	--

DEFENSE

Defensive Formation: 4-3

Defensive Starters Returning/Lost: 7/4

Defensive Lettermen Returning/Lost: 24/12

RETURNING STARTERS FROM 2011

Player	Pos.	Ht.	Wt.	Year/Elig.
Craig Roh	DE	6-5	269	Sr.
Jake Ryan	SLB	6-3	230	Jr./So.
Kenny Demens	MLB	6-1	248	5th Sr.
Desmond Morgan	WLB	6-1	220	So.
Jordan Kovacs	SS	6-0	197	5th Sr.
Thomas Gordon	FS	5-11	208	Sr./Jr.
J.T. Floyd	CB	6-0	185	5th Sr.

STARTERS LOST FROM 2011

Player	Pos.	Ht.	Wt.
Mike Martin	DT	6-2	304
Will Heining	DT	6-6	295
Ryan Van Bergen	DE	6-6	288
Troy Woolfolk	DB	6-0	191

Individual Statistical Rankings in 2011

Category	Avg.	Big Ten	NCAA
K. Demens, Tackles	7.2 avg.	T-13th	T-133rd
J. Kovacs, Sacks	0.31 avg.	T-17th	T-176th
J. Kovacs, TFL	0.62 avg.	25th	T-232nd
C. Roh, Sacks	0.31 avg.	T-21st	T-196th
J. Ryan, TFL	0.85 avg.	11th	T-94th

U-M LEADS NATION IN WINS ALL-TIME

- The Michigan football program looks to extend its lead in all-time NCAA Division 1 FBS victories and winning percentage.
- Michigan leads the nation in wins (895), followed by Texas (859) and Notre Dame (854).
- Michigan's 895 victories are the most of any institution in all divisions of college football.

TOP 5 BCS SCHOOLS BY WINNING PERCENTAGE

School	Record	Pct.
1. Michigan.....	895-311-36.....	.735
2. Notre Dame.....	854-300-42.....	.732
3. Oklahoma.....	822-307-53.....	.718
4. Texas.....	859-330-33.....	.716
5. Ohio State.....	826-315-53.....	.714

TOP 5 BCS SCHOOLS BY WINS

School	Record	Pct.
1. Michigan.....	895-311-36.....	.735
2. Texas.....	859-330-33.....	.716
3. Notre Dame.....	854-300-42.....	.732
4. Nebraska.....	847-349-40.....	.701
5. Ohio State.....	826-315-53.....	.714

106th Season of Big Ten Action

- Michigan is in its 106th season of competition in the Big Ten Conference.
- The Wolverines have compiled an impressive 473-186-18 record in conference play and have claimed a league-leading 42 championships.
- U-M also leads the conference with 393 first-team All-Big Ten selections.

U-M In 133rd Season of Gridiron Action

- U-M is in its 133rd season of gridiron action.
- The Wolverine program was established in 1879 when a group of 13 men fielded the first football team in school history and played a pair of off-campus games. U-M defeated Racine, 1-0, at White Stocking Park in Chicago, Ill., on May 30, 1879, for the first victory in school history. The Wolverines tied Toronto, 0-0, in Detroit to finish the year 1-0-1.
- U-M is in its 130th year of uninterrupted gridiron action, with 1882 being the only season that the program did not play any varsity games.
- The Wolverines are the sixth oldest football program in NCAA history.

OLDEST COLLEGE FOOTBALL PROGRAMS

School	Years
Princeton	143
Rutgers	143
Yale	140
Harvard	138
Pennsylvania	136
Michigan	133
Amherst	132
Navy	131

BIG TEN TOUSSAINT

• Running back Fitzgerald Toussaint carried the load in the Michigan backfield during Big Ten play. He had 818 yards and six touchdowns on 139 attempts in conference-only play. He surpassed the 100-yard mark in five Big Ten games, including the final three outings when he averaged 150.0 yards per game. In Big Ten games, he ranked 5th with an average of 102.2 rushing yards per game, while his 5.9-yard per rush average ranked 3rd.

• Toussaint's 10 rushes of 20+-yards in 2011 were second only to Wisconsin's Montee Ball in the Big Ten.

BIG PLAY THREATS

• The Maize and Blue produced 65 plays from scrimmage that chewed up 20+ yards, including a season-high eight vs. Ohio State. U-M had seven "big plays" against Notre Dame, Northwestern and Purdue.

• Quarterback Denard Robinson (12) and wide receiver Junior Hemingway (12) led the Wolverines in 20+-yard plays from scrimmage. Running back Fitzgerald Toussaint had 10 big plays, while running back Vincent Smith had eight.

POCKET PRESENCE

• Center David Molk, right guard Patrick Omameh, left tackle Taylor Lewan and right tackle Mark Huyge combined for 121 career starts and 135 career games on the offensive line.

• Michigan's offensive front allowed 18 sacks in 13 games in 2011, which ranked 3rd in the Big Ten.

OFFENSIVE SCORING DRIVES

• Twenty-nine of Michigan's 66 offensive scoring drives covered 70+ yards, and 20 of the drives covered 80+ yards.

OFF TO A FAST START

• In 2011, Michigan was held without a point in the first quarter of each of the first three games. The Wolverines then scored a touchdown on their first offensive drive in seven of the next 10 games. U-M had a streak of five consecutive games with a TD on the first offensive drive, but that streak ended at Iowa.

3RD-DOWN SUCCESS

• Michigan converted 79 of 168 third downs (47.0%), good for 3rd-best in the Big Ten and 16th in the nation. The school record is 49.6% in 1986.

DEFENSIVE TEAM NOTES...

DEFENSIVE IMPROVEMENT

• After allowing 35.2 points per game in 2010, Michigan's defense allowed 17.4 points per game during the 2011 regular season, ranking 2nd in the Big Ten and 6th in the nation. U-M improved from 108th in total defense in 2010 (447.9 ypg) to 17th in 2011, allowing 322.2 yards per game. U-M forced 29 turnovers in 2011, including multiple turnovers in 10 of 13 games. The Wolverines' 29 turnovers ranked 1st in the Big Ten and tied for 19th in the FBS. Michigan ranked 4th in the nation in red zone defense (28-41, 68.3%).

MAKING ADJUSTMENTS

• The Wolverines outscored their opponents 345-153 from the second quarter on and 220-101 in the second half/overtime.

TURNOVER MARGIN

• The Wolverines forced 29 turnovers (1st in the Big Ten, tied for 19th in the NCAA) and owned a +7 turnover margin. The Wolverines forced at least two turnovers in 10 of 13 games, including a season-high five vs. Notre Dame. Overall, U-M forced nine interceptions (by seven different players) and recovered 20 of 25 fumbles. The Wolverines' +7 margin ranked tied for 2nd in the Big Ten. The Wolverines had a -32 turnover margin the previous three seasons.

• Twelve of the 29 turnovers resulted in U-M touchdowns.

3RD-DOWN SUCCESS

• U-M's defense held opponents to 63 of 173 third-down conversions (36.3%), 3rd in the Big Ten. U-M held Big Ten opponents to 31 of 103 (30.1%) third-down conversions, tops in Big Ten play.

PENALTIES

• Michigan committed only 53 penalties for 458 yards in 13 games in 2011. Michigan ranked 1st in the Big Ten and 8th in the nation in fewest penalties.

• Michigan opponents committed 92 penalties for 802 yards, a net margin of 39 penalties for 344 yards. U-M drew more penalties than any other Big Ten team.

SPECIAL TEAMS NOTES...

GIBBONS REBOUNDS

• After hitting just 1 of 5 field goals as a freshman in 2010, Gibbons rebounded in 2011, hitting 13 of 17 FGs (one blocked) and 54 of 55 PATs (one blocked). Gibbons hit a career-long 43-yard field goal vs. Ohio State 11/26 to extend the Wolverines' lead to six points with 1:59 left. His final field goal of the season was a 32-yard game-winner in overtime vs. Virginia Tech in the Sugar Bowl.

INDIVIDUAL PLAYER NOTES

Jeremy Gallon 2012 Season

- Started and made four catches for a career-high 107 receiving yards vs. Alabama (Sept. 1).
- Posted career-long 71-yard reception against the Crimson Tide.

Career

- Second on the team in catches (31) and receiving yards (453) in 2011. Had a catch in all 13 games.
- Career-high 107 receiving yards vs. Alabama (Sept. 1, 2012).
- Career-high five catches (73 yards) at Northwestern (Oct. 8, 2011).
- Made first career start vs. Minnesota (Oct. 1, 2011).
- In 2011, led team with 19 punt returns for 192 yards (10.1 avg ranked 3rd in Big Ten).
- In 2010, led team in punt returns (10 for 43 yards) and kick returns (27 for 589 yards).

Receiving

Year	GP/GS	No.	Yards	Avg.	Per/Game	TD	Long
2010	12/0	4	49	12.3	7.0	1	20
2011	13/1	31	453	14.6	34.8	3	64
2012	1/1	4	107	26.8	107.0	0	71
Career	26/2	39	609	15.6	23.4	4	71

Devin Gardner

2012 Season

- Made first career start at wide receiver vs. Alabama (Sept. 1).
- Lone catch vs. Alabama was a career-best 44-yard touchdown reception, marking the first receiving score of his career.

Career

- Saw action in nine games as reserve QB in 2011.
- Ran for career-best 39 yards vs. Minnesota (Oct. 1, 2011).
- Made career debut at quarterback against Connecticut (Sept. 4, 2010).
- Completed 7-of-10 passes for 85 yards and threw for first career touchdown against Bowling Green (Sept. 25, 2010); rushed six times for 25 yards and one touchdown (also first of his career).

Receiving

Year	GP/GS	No.	Yards	Avg.	Per/Game	TD	Long
2010	3/0	0	0	0	0	0	0
2011	9/0	1	2	2.0	0.0	0	2
2012	1/1	1	44	44.0	44.0	1	44
Career	13/1	2	46	23.0	3.5	1	44

Rushing

Year	GP/GS	Att.	Yards	Avg.	Per/Game	TD	Long
2010	3/0	7	21	3.0	7.0	1	9
2011	9/0	25	53	2.1	5.9	1	15
2012	1/1	0	0	0	0.0	0	0
Career	13/1	32	74	2.3	5.7	2	15

Passing

Year	GP/GS	Comp.	Att.	Pct.	Yards	TD	Int.	Long
2010	3/0	7	10	70.0	85	1	0	30
2011	9/0	11	23	47.8	176	1	1	32
2012	1/1	0	0	0	0	0	0	0
Career	13/1	18	33	54.5	261	2	1	32

Denard Robinson

2012 Season

- Made 27th straight start vs. Alabama (Sept. 1), registering 41st career passing touchdown and 36th career rushing touchdown.
- Tied with Brian Griese for 8th all-time in U-M history in career pass attempts (606).

2011 Season

- All-Big Ten second team by media and honorable mention by coaches.
- Four-time Big Ten Player-of-the-Week choice.
- Phil Steele's Mid-season All-Big Ten third team
- Davey O'Brien National Quarterback Award (Semifinalist)

Rushing:

- Ranks 13th on NCAA career rushing list by quarterbacks with 3,229 yards. Trails Fred Solomon (Tampa) by 70 yards for 12th place.
- 90.5 yards per game rushing ranked 5th in the Big Ten and 38th in the FBS; was 2nd among FBS QBs with 1,176 rushing yards.
- Sixteen rushing TDs ranked 2nd in Big Ten, tied for 12th in the FBS. Marked 5th-best single-season rushing TD total at U-M.
- Surpassed 1,000-yard mark vs. OSU (1,163) to

record the 30th 1,000-yard rushing campaign by a Wolverine. Also became 10th U-M player with multiple seasons of 1,000 yards rushing.

- Against Nebraska and Ohio State, ran for 253 yards on 49 carries and 4 TDs.
- Ran for multiple touchdowns (2) for 11th time of career vs. Ohio State; marked third straight game with two rushing TDs. Had five games with multiple rushing TDs in 2011.
- Scored a rushing touchdown in 10 of 13 games, including seven straight games (9/10-10/29).
- Tied season high with 26 carries for 170 yards vs. Ohio State. Was fifth 100-yard game of 2011 and 14th of career, which is seventh-most at U-M.
- Ran 21 times against San Diego State for 200 yards--3rd-best rushing total of career. Only other Wolverines with three 200-yard games are Mike Hart (5) and Ron Johnson (3). Three rushing TDs vs. SDSU tied career high.
- Had 4th-best career rushing effort (198 yards) on 26 carries and one touchdown vs. EMU.
- Had ten rushing plays of 20+ yards: 53, 52, 41, 39, 34, 30, 28, 25, 25, 22, 22, 22.
- Owns six of the top 12 single-game rushing performances by a quarterback in Big Ten history.

BIG TEN CAREER RUSHING YARDS BY QUARTERBACK

1. 3,895 Antwaan Randle El, Indiana 1998-2001
2. **3,256 Denard Robinson, Michigan 2009-2011**
3. 2,557 Juice Williams, Illinois 2006-09

NCAA CAREER RUSHING YARDS BY QUARTERBACK

1. 4,480 Pat White, West Virginia 2005-08
 2. 4,289 Brad Smith, Missouri 2002-05
 3. 3,895 Antwaan Randle El, Indiana 1998-01
- 3,256 Denard Robinson, Michigan 2009-2011**

Passing:

- Ranks 7th in U-M annals for passing yards (5,131), 5th in touchdowns (41) and 8th in completions (349).
- Ranked 1st in FBS in yards per completion (15.30) in 2011.
- Threw for three touchdowns vs. Ohio State in 2011, his 13th career game with multiple TD passes.
- Completed first 11 attempts vs. Minnesota in 2011 en route to 15-of-19 passing for 169 yards and two touchdowns. Eleven straight completions set career high.
- Threw for career-high 338 yards vs. Notre Dame in 2011, his second career 300-yard game.
- Four touchdown passes vs. Notre Dame set career high. Final TD pass to Roy Roundtree won the game with two seconds remaining.


Total Offense:

- First Wolverine to account for five touchdowns (3 passing, 2 rushing) in Ohio State series history. Five total TDs tied career high for third time.
- During Ohio State game in 2011, became fourth player in NCAA history with two seasons of 2,000 yards passing and 1,000 yards rushing.
- During Nebraska game in 2011, became 10th player in NCAA history with 3,000 yards passing and 3,000 yards rushing for a career.

WOLVERINE BITES

ROBINSON IN THE U-M RECORD BOOK

- Senior quarterback Denard Robinson has quickly ascended the Michigan charts for passing, rushing and total yards.



U-M Career Passing Records

Attempts

1.	Chad Henne (2004-07)	1,387
6.	Steve Smith (1980-83)	648
7.	Jim Harbaugh (1983-86)	620
8.	Brian Griese (1994-97)	606
	Denard Robinson (2009-)	606

Completions

1.	Chad Henne (2004-07)	828
4.	Todd Collins (1991-94)	457
5.	Tom Brady (1996-99)	443
6.	Jim Harbaugh (1983-86)	387
7.	Brian Griese (1994-97)	355
8.	Denard Robinson (2009-)	349

Yards

1.	Chad Henne (2004-07)	9,715
5.	Jim Harbaugh (1983-86)	5,449
6.	Tom Brady (1996-99)	5,351
7.	Denard Robinson (2009-)	5,131
8.	Steve Smith (1980-83)	4,860

Touchdowns

1.	Chad Henne (2004-07)	87
2.	John Navarre (2000-03)	72
3.	Elvis Grbac (1989-92)	71
4.	Rick Leach (1975-78)	48
5.	Steve Smith (1980-83)	42
6.	Denard Robinson (2009-)	41

U-M Career Rushing Records

Yards

1.	Mike Hart (2004-07)	5,040
5.	Butch Woolfolk (1978-81)	3,861
6.	Chris Perry (2000-03)	3,696
7.	Rob Lytle (1973-76)	3,317
8.	Denard Robinson (2009-)	3,256

Touchdowns

1.	Anthony Thomas (1997-2000)	55
2.	Tyrone Wheatley (1991-94)	47
3.	Mike Hart (2004-07)	41
4.	Chris Perry (2000-03)	39
5.	Denard Robinson (2009-)	36

100-Yard Games

1.	Mike Hart (2004-07)	28
5.	Butch Woolfolk (1978-81)	16
6.	Rob Lytle (1973-76)	15
7.	Denard Robinson (2009-)	14

U-M Career Offense Records

Yards

1.	Chad Henne (2004-07)	9,300
2.	John Navarre (2000-03)	8,995
3.	Denard Robinson (2009-)	8,387

**BIG TEN OFFENSIVE PLAYERS OF THE WEEK
MOST WEEKLY HONORS (CAREER) - BEGAN IN 1987**

No.	PLAYER	YEAR(s)
9	Ron Dayne, RB, WIS	1996-99
8	Drew Brees, QB, PUR	1997-00
7	Denard Robinson, QB, MICH	2009-present
6	Anthony Thompson, RB, IND	1986-89
	Antwaan Randle El, QB, IND	1998-01
	Troy Smith, QB, OSU	2003-06
5	Kurt Kittner, QB, ILL	1998-01
	Kyle Orton, QB, PUR	2001-04
	Drew Stanton, QB, MSU	2003-06
	Kellen Lewis, QB, IND	2006-08
	Daryll Clark, QB, PSU	2008-09

WOLVERINE BITES

1,000 YARD CLUB



Roy Roundtree

• Fifth-year senior wide receiver Roy Roundtree is U-M's active leader in career receiving yards. His 1,736 yards are 14th-best for the Maize and Blue.

U-M Career Receiving Yards

1. Braylon Edwards (2001-04) 3,541
2. Anthony Carter (1979-82) 3,076
3. Amani Toomer (1992-95) 2,657
4. David Terrell (1998-00) 2,317
5. Mario Manningham (2005-07) 2,310
6. Tai Streets (1995-98) 2,284
7. Marquise Walker (1998-01) 2,269
8. Jason Avant (2002-05) 2,247
9. Greg McMurtry (1986-89) 2,163
10. Desmond Howard (1989-91) 2,146
11. Mercury Hayes (1992-95) 2,144
12. Derrick Alexander (1989-93) 1,977
13. Jack Clancy (1963-66) 1,917
14. **Roy Roundtree (2009-)** **1,736**



Denard Robinson Fitzgerald Toussaint Vincent Smith

• Quarterback Denard Robinson and running back Fitzgerald Toussaint became U-M's first pair of 1,000-yard rushers since 1975 by each surpassing the mark in the win over Ohio State. Robinson finished with 1,176 yards in 2011, while Toussaint gained 1,041. Gordon Bell (1,388) and Rob Lytle (1,030) achieved the feat 36 years ago.

• Robinson and Fitzgerald were the only pair of teammates in the FBS last season to each amass over 1,000 yards on the ground.

• Senior running back Vincent Smith ranks 41st in career rushing.

• Senior/junior running back Fitz Toussaint has 1,098 career rushing yards, 1,011 of which came in 2011.

U-M Career Rushing Yards

1. Mike Hart (2004-07) 5,040
5. Butch Woolfolk (1978-81) 3,861
6. Chris Perry (2000-03) 3,696
7. Rob Lytle (1973-76) 3,317
8. **Denard Robinson (2009-)** **3,256**
38. Gerald White (1983-86) 1,296
39. Bob Perryman (1983-86) 1,247
40. Dennis Franklin (1972-74) 1,212
41. **Vincent Smith (2009-)** **1,206**
- Dave Raimey (1960-62) 1,173
43. Mel Anthony (1962-64) 1,144
44. **Fitz Toussaint (2010-)** **1,128**

• During Michigan State game in 2011, became 22nd player in NCAA history with 4,000 yards passing and 2,000 yards rushing for a career.

• Against Ohio State in 2011, became the eighth player in NCAA history to score 200 points (35 rushing TDs) and pass for 200 points (38 passing TDs) in a career. Other U-M QB to do so is Rick Leach (34 rush, 48 pass).

• Averaged 257.6 yards per game in 2011, which ranked 1st in the Big Ten and 32nd nationally.

• Tallied sixth career game with four-plus total TDs with two passing and two rushing TDs vs. Nebraska (Nov. 19, 2011).

• Owns the top six total offense games in school history; 502 yards vs. ND (9/11/10), 494 yards vs. Indiana (10/2/10), 454 yards at Northwestern (10/8/11), 446 yards vs. Notre Dame (9/10/11).

• Robinson has 11 career games with 300+ yards of offense and four with 400+ yards.

• Five total touchdowns (4 pass, 1 run) against Notre Dame in 2011 tied career high set vs. Hoosiers (10/2/10, 3 pass, 2 run).

CAREER RUSHING

Year	GP/GS	Att	Yards	Avg.	P/G	TD	Long
2009	12/1	69	351	5.1	29.2	5	43
2010	13/13	256	1702	6.6	130.9	14	87
2011	13/13	221	1176	5.3	90.5	16	53
2012	1/1	10	27	2.7	27.0	1	9
Career	39/28	556	3,256	5.9	83.5	36	87

CAREER PASSING

Year	GP/GS	Comp/Att.	Pct.	Yards	TD	Int.	Long
2009	12/0	31/14	45.2	188	2	4	38
2010	13/13	291/182	62.5	2570	18	11	75
2011	13/13	258/142	55.0	2173	20	15	77
2012	1/1	11/26	42.3	200	1	2	71
Career	39/28	349/606	57.6	5131	41	32	77

2012 GAME-BY-GAME

	PASSING			RUSHING		
	C/A	Yds.	TD	Att.	Yds.	TD
ALA	11/26	200	1	10	27	1
TOTAL	11/26	200	1	10	27	1

Robinson's 2012 Statistics/Splits

3rd down rushing: 3 rushes, 1 1st down, 0 TD
 3rd down passing: 1-6, 0 1st downs, 0 TD, 1 Int.
 4th down rushing: 1 rush, 0 1st downs, 0 TD
 4th Quarter: 4-6 for 37 yards, 0 TD, 0 Int.
 First Half: 5-16 for 99 yards, 0 TD, 2 Int.
 Second Half: 6-10 for 101 yards, 1 TD, 0 Int.

2011 GAME-BY-GAME

	PASSING			RUSHING		
	C/A	Yds.	TD	Att.	Yds.	TD
WMU	9/13	98	0	8	46	0
ND	11/24	338	4	16	108	1
EMU	7/18	95	2	26	198	1
SDSU	8/17	93	0	21	200	3
MINN	15/19	169	2	6	51	1
NW	17/26	337	2	25	117	2
MSU	9/24	123	1	18	42	1
PUR	9/14	170	0	15	63	1
IOWA	17/37	194	2	12	55	0
ILL	6/10	92	0	12	30	2
NEB	11/18	180	2	23	83	2
OSU	14/17	167	3	26	170	2
VT	9/21	117	2	13	13	0
TOTAL	142/258	2,173	20	221	1,176	16

Robinson's 2011 Statistics/Splits

3rd down rushing: 50 rushes, 26 1st downs, 8 TD
 3rd down passing: 46-84, 38 1st downs, 5 TD, 2 Int.
 4th down rushing: 8 rushes, 5 1st downs, 0 TD
 4th Quarter: 32-60 for 576 yards, 7 TD, 2 Int.
 First Half: 83-147 for 1,107 yards, 10 TD, 10 Int.
 Second Half: 59-111 for 1,066 yards, 10 TD, 5 Int.

2010 GAME-BY-GAME

	PASSING			RUSHING		
	C/A	Yds.	TD	Att.	Yds.	TD
UConn	19/22	186	1	29	197	1
ND	24/40	240	1	28	258	2
UMass	10/14	241	2	17	104	1
BG	4/4	60	0	5	129	2
IU	10/16	277	3	19	217	2
MSU	17/29	215	1	21	86	1
IOWA	13/18	96	1	18	105	0
PSU	11/23	190	1	27	191	3
ILL	10/20	305	3	19	62	0
PUR	13/21	176	1	22	68	0
WISC	16/25	239	2	22	121	2
OSU	8/18	87	0	18	105	0
MISS ST.	27/41	254	2	11	59	0
TOTAL	182/291	2,570	18	256	1,702	14

Robinson's 2010 Passing Statistics/Splits

3rd Down: 43-77 for 537 yards, 5 TDs, 6 Int.
 4th Down: 4-14 for 75 yards, 1 TD
 Fourth Quarter: 35-56 for 437 yards, 2 TD, 2 Int.
 First Half: 102-165 for 1,540 yards, 13 TD, 7 Int.
 Second Half: 80-129 for 1,028 yards, 5 TD, 4 Int.

2010 Season Records & Accolades

- Football Writers Association of America (FWAA) All-American at running back.
- Finished sixth in the Heisman Trophy balloting.
- *Chicago Tribune* Silver Football recipient as the Big Ten's MVP, becoming the first sophomore quarterback to win the award. Became first sophomore to win the award since Archie Griffin in 1973.
- Big Ten Offensive Player of the Year.
- Manning Award finalist; Davey O'Brien and Maxwell awards semifinalist.
- Set NCAA and Big Ten record for most rushing yards by a quarterback (1,702).
- Became the first quarterback in NCAA history to rush (1,702) and pass (2,570) for 1,500 yards in a season.
- Three-time Big Ten Offensive Player of the Week (Connecticut, Notre Dame and Indiana).
- Ranked as nation's 4th-leading rusher with an average of 130.9 yards per game.
- Ranked 2nd nationally in total offense, averaging 328.6 yards per game.
- Held U-M season record for total offense; accounted for 4,272 yards on 547 plays.
- Reset the U-M total offensive record with 502 yards at Notre Dame (had 502 of team's 532 yards); set U-M record with 68 total plays (28 rushing and 40 passing).
- Became only quarterback in NCAA history to run and pass for 200 yards in two games in a season.
- Had 53 runs over 10 yards, including 16 over 20 yards, and had 86 first downs rushing, most in the Big Ten.
- Became first U-M quarterback since Scott Dreisbach (1995-96) to win his first five starts.
- Was one of three FBS quarterbacks to throw for 18 touchdowns and rush for 14 touchdowns in 2010 (Cam Newton and Colin Kaepernick).

Statistics and Game-By-Game Notes - 2010

- Went 19-of-22 passing in first career start against Connecticut (Sept. 4, 2010), the second-highest completion percentage in a single game (86.3 pct.) in team history (2nd to Elvis Grbac's 90.9 pct. vs. Notre Dame in 1991 (20-22)).
- Set career highs in completions and attempts, completing 24-of-40 passes for 244 yards and one touchdown against Notre Dame; recorded an 87-yard run at Notre Dame, making it the second-longest run against Notre Dame ever, the second-longest run from scrimmage at Notre Dame Stadium and the sixth-longest play from scrimmage in Michigan history.
- His 258 rushing yards against the Irish was the best road performance ever for a Wolverines rusher and was the fifth-best single-game effort in school history.
- Broke his own U-M record and the Big Ten record for rushing yards by a quarterback in a single game. He broke the league record of 217 yards set by Mike Kafka at Minnesota on Nov. 1, 2008. It ranked as the 5th-most rushing yards by a QB in the last 15 college football seasons.

PUTTING 2010 IN PERSPECTIVE

NCAA SEASON RUSHING YARDS BY A QUARTERBACK (BCS)

Player, School	Att.	Yds.	TDs
1. Denard Robinson, U-M (2010)	256	1,702	14
2. Beau Morgan, Air Force (1996)	225	1,494	18

MICHIGAN'S SINGLE-SEASON RUSHING YARDAGE LIST

Player (Year)	Att.	Yds.	TDs
1. Tshimanga Biakabutuka (1995)	303	1,818	12
2. Anthony Thomas (2000)	319	1,733	18
3. Jamie Morris (1987)	282	1,703	14
4. Denard Robinson (2010)	256	1,702	14
5. Chris Perry (2003)	338	1,674	18

SOPHOMORE OFFENSIVE BIG TEN PLAYERS OF THE YEAR

Year	Player	School	Pos.
1985	Lorenzo White	Michigan State	RB
1990	Tico Duckett	Michigan State	RB
1990	Jon Vaughn	Michigan	RB
1992	Tyrone Wheatley	Michigan	RB
1998	Drew Brees	Purdue	QB
2009	John Clay	Wisconsin	RB
2010	Denard Robinson	Michigan	QB

MOST TOTAL OFFENSE - SINGLE SEASON BIG TEN HISTORY

Year	Player	School	Yards
2010	Denard Robinson	Michigan	4,272
2000	Drew Brees	Purdue	4,189

Roy Roundtree

2012 Season

• Made 25th straight start at wide receiver and hauled in two catches for 12 yards vs. Alabama (Sept. 1).

Career

- Has started 30 games, 25 consecutively.
- All-Big Ten second team (media) in 2010. Biletnikoff Award candidate.
- Team's active leader in receiving yards (1,726) and receptions (124). Ranks 14th in U-M career receiving yards.
- Lone catch vs. Notre Dame (Sept. 10, 2011) was a 16-yard touchdown reception that won the game with two seconds remaining.
- Led U-M in catches (72), receiving yards (935) and touchdowns (7) in 2010.
- Led team with 32 receptions for 434 yards and three touchdowns in 2009.
- Set Michigan single-game record for receiving yards against Illinois (Nov. 6, 2010); had nine receptions for 246 yards and two touchdowns, including a 75-yard touchdown reception on the first play from scrimmage.
- Had 4 games with over 100 receiving yards in 2010.
- Set career high with 10 receptions for 126 yards and one TD against Purdue (Nov. 7, 2009).
- CollegeFootballNews.com Freshman All-America honorable mention and Sporting News Freshman All-Big Ten in 2009.
- High school teammate of Brandon Moore.

Receiving

Year	GP/GS	No.	Yards	Avg.	P/G	TD	Long
2009	11/4	32	434	13.6	39.5	3	76
2010	13/12	72	935	13.0	71.9	7	75
2011	13/13	19	355	18.7	27.3	2	57
2012	1/1	2	12	6.0	6.0	0	7
Career	38/30	125	1736	13.9	45.7	12	76

Vincent Smith

2012 Season

- Made 12th career start at running back against Alabama (Sept. 1); first start since at Minnesota on Oct. 1, 2011.
- Led team in rushing attempts (13) and rushing yards (33) against Alabama (Sept. 1).
- Added two receptions for 11 yards against Alabama.

Career

- Tenth all-time at Michigan for career receiving yards by a running back (372).
- Leads active U-M running backs with 38 receptions for 372 yards and six touchdowns.
- 48th Wolverine to earn 1,000 career rushing yards; 1,208 yards rank 42nd in school history.
- Became the first Wolverine in school history to score a touchdown running, passing and receiving

in one game against Minnesota (Oct. 1, 2011).

- First running back in FBS to pass for a TD and have rushing and receiving TDs since C.J. Spiller on Nov. 14, 2009 vs. N.C. State.
- Sixth Big Ten player to achieve the run/pass/catch touchdown trio since 1996.
- Two career 100-yard rushing games.
- In 2011, team's third-best rusher (298 yards).
- In 2010, was 2nd on the team in rushing attempts (136) and rushing yards (601). Had five rushing touchdowns.
- Set career high with 166 rushing yards on 17 carries and one TD vs. Delaware State (Oct. 17, 2009).
- Caught a career-best seven passes for 54 yards and one TD at Wisconsin (Nov. 14, 2009).
- High school teammate of Brandin Hawthorne.

Rushing

Year	GP/GS	No.	Yards	Avg.	P/G	TD	Long
2009	8/0	48	276	5.8	30.7	1	37
2010	13/10	136	601	4.4	46.2	5	56
2011	12/1	50	298	6.0	24.8	2	38
2012	1/1	13	33	2.5	33.0	0	22
Career	34/12	247	1208	4.9	35.5	8	56

Receiving

Year	GP/GS	No.	Yards	Avg.	P/G	TD	Long
2009	8/0	10	82	8.2	10.3	2	21
2010	13/10	15	130	8.7	10.0	2	19
2011	12/1	11	149	13.5	12.4	2	32
2012	1/1	2	11	5.5	11.0	0	9
Career	34/12	38	372	9.8	10.9	6	32

Fitzgerald Toussaint

2012 Season

- Missed season opener vs. Alabama on Sept. 1 due to suspension.

Career

- Became 50th Wolverine with 1,000 career rushing yards during OSU game on Nov. 26, 2011.
- 86.8 yards per game rushing in 2011 ranked 7th in the Big Ten and 43rd nationally.
- In 2011, was U-M's second-leading rusher (1,041 yards). Most yards by a U-M running back since Mike Hart in 2007 (1,361).
- In Ohio State game (Nov. 26, 2011), became 31st player in U-M history to reach 1,000 yards rushing in a season.
- U-M's top rusher in Big Ten play in 2011 (818 yards).
- Set career high with 29 carries vs. Nebraska (Nov. 19, 2011). Also had 138 yards and tied career high with two TDs.
- Set career high for rushing yards (192) on 27 carries at Illinois (Nov. 12, 2011). Had career-best run of 65 yards on second play of the game.
- His 170 rushing yards vs. Purdue (Oct. 29, 2011) were the most by a U-M running back in a conference game since Mike Hart's 195 yards vs. Minnesota Oct. 30, 2006.
- Ran eight times for 87 yards in 2010, highlighted by a 61-yard run vs. Bowling Green (Sept. 25), on his first career carry. Scored first touchdown against BGSU.

Rushing

Year	GP/GS	No.	Yards	Avg.	P/G	TD	Long
2010	4/1	8	87	10.9	21.8	1	61
2011	12/11	187	1041	5.6	86.8	9	65
2012	0/0	0	0	0	0	0	0
Career	16/12	195	1128	5.8	70.5	10	65

2012 Rushing Game-By-Game

2012 Opponent	Att.	Yards	Avg.	TD	Long
ALA		Did Not Play			

2011 Rushing Game-By-Game

2011 Opponent	Att.	Yards	Avg.	TD	Long
Western Michigan	11	80	7.3	2	43
Notre Dame		Did Not Play-Injured			
Eastern Michigan	11	46	4.2	1	12
San Diego State	13	67	5.2	0	11
Minnesota	11	108	9.8	1	35
at Northwestern	14	25	1.8	0	7
at Michigan State	2	7	3.5	0	4
Purdue	20	170	8.5	2	59
at Iowa	16	58	3.6	0	11
at Illinois	27	192	7.1	1	65
Nebraska	29	138	4.8	2	31
Ohio State	20	120	6.0	0	26
Virginia Tech	13	30	2.3	0	14
Season Total	187	1041	5.6	9	65

THE NATIONAL POLLS

Associated Press Media Poll (Aug. 18)

Team	Record	Points	Previous
1. USC (25)	0-0	1,445	-
2. Alabama (17)	0-0	1,411	-
3. LSU (16)	0-0	1,402	-
4. Oklahoma (1)	0-0	1,286	-
5. Oregon	0-0	1,274	-
6. Georgia	0-0	1,107	-
7. Florida State	0-0	1,093	-
8. Michigan (1)	0-0	1,000	-
9. South Carolina	0-0	994	-
10. Arkansas	0-0	963	-
11. West Virginia	0-0	856	-
12. Wisconsin	0-0	838	-
13. Michigan State	0-0	742	-
14. Clemson	0-0	615	-
15. Texas	0-0	569	-
16. Virginia Tech	0-0	548	-
17. Nebraska	0-0	485	-
18. Ohio State	0-0	474	-
19. Oklahoma State	0-0	430	-
20. TCU	0-0	397	-
21. Stanford	0-0	383	-
22. Kansas State	0-0	300	-
23. Florida	0-0	214	-
24. Boise State	0-0	212	-
25. Louisville	0-0	105	-

USA Today Coaches Poll (Aug. 2)

Team	Record	Points	Previous
1. LSU (18)	0-0	1,403	-
2. Alabama (20)	0-0	1,399	-
3. USC (19)	0-0	1,388	-
4. Oklahoma (1)	0-0	1,276	-
5. Oregon	0-0	1,258	-
6. Georgia	0-0	1,061	-
7. Florida State (1)	0-0	1,055	-
8. Michigan	0-0	1,023	-
9. South Carolina	0-0	981	-
10. Arkansas	0-0	948	-
11. West Virginia	0-0	833	-
12. Wisconsin	0-0	743	-
13. Michigan State	0-0	717	-
14. Clemson	0-0	598	-
15. Texas	0-0	549	-
16. Nebraska	0-0	501	-
17. TCU	0-0	499	-
18. Stanford	0-0	497	-
19. Oklahoma State	0-0	476	-
20. Virginia Tech	0-0	461	-
21. Kansas State	0-0	398	-
22. Boise State	0-0	271	-
23. Florida	0-0	250	-
24. Notre Dame	0-0	166	-
25. Auburn	0-0	66	-

* Due to Monday night's game between Virginia Tech and Georgia Tech, this week's AP and USA Today polls will be released on Tuesday, Sept. 4

Tracking U-M in the Top 25 Polls

Date	AP	USA Today
Preseason	8th	8th

2012 MICHIGAN RECORD WHEN...

Overall:	0-1
At Home:.....	0-0
On the Road:	0-0
Neutral:.....	0-1
By Month:	
August:	0-0
September:	0-1
October:	0-0
November:	0-0
December:.....	0-0
January:.....	0-0
When Scoring First:.....	0-0
When Opponent Scored First:	0-1
When Scoring 20 or More Points:.....	0-0
When Scoring Less Than 20 Points:	0-1
When Leading at the Half:	0-0
When Trailing at the Half:.....	0-1
When Tied at the Half:.....	0-0
When Leading after 3 Quarters:.....	0-0
When Trailing after 3 Quarters:	0-1
When Tied after 3 Quarters:	0-0
In Overtime.....	0-0
When Outrushing the Opponent:.....	0-0
With 35 or More Rushing Attempts:.....	0-0
With Less Than 30 Passing Attempts:	0-1
When Leading in Time of Possession:.....	0-0
When Trailing in Time of Possession:.....	0-1
On Turf:	0-1
On Grass:.....	0-0
When Leading in Takeaway/Turnover Ratio:.....	0-0
When Even in Takeaway/Turnover Ratio:	0-0
When Trailing in Takeaway/Turnover Ratio:	0-1
With an Individual 100-Yard Rusher:.....	0-0
With an Individual 200-Yard Passer:	0-1
250-Yard Passer:	0-0
With an Individual 100-Yard Receiver:.....	0-1
With an Individual Opponent 100-Yard Rusher:	0-1
With an Individual Opponent 200-Yard Passer:	0-0
250-Yard Passer:	0-0
With an Individual Opponent 100-Yard Receiver:.....	0-0

Defensive Notes

Courtney Avery 2012 Season

- Made 10th career start vs. Alabama (Sept. 1) as nickel DB.

Career

- Made first career start at Illinois on Nov. 6, 2010, contributing five tackles and one pass breakup.
- Scored first career TD on 83-yard fumble recovery vs. Minnesota (Oct. 1, 2011); tied Leon Hall for the longest FR touchdown return in school history.
- Had one forced fumble and second career interception vs. Ohio State (Nov. 26, 2011); interception sealed 40-34 victory.
- Had first career sack (0.5) and first career interception vs. Purdue (Oct. 29, 2011).

Year	GP/GS	S-A-TT	TFL	Sacks	Int.	FF-FR	PBU
2010	13/5	22-14-36	0.5-1	0-0	0-0	0-0	4
2011	13/4	17-9-26	2.0-14	0.5-6	2-1	2-83	6
2012	1/1	1-0-1	0-0	0-0	0-0	0-0	0
Career	27/10	40-23-63	2.5-15	0.5-6	2-1	2-83	10

Will Campbell 2012 Season

- Made first career start vs. Alabama (Sept. 1) and registered five tackles and one sack.

Year	GP/GS	S-A-TT	TFL	Sacks	Int.	FF-FR	PBU
2010	13/0	1-0-1	0-0	0-0	0-0	0-0	0
2011	13/0	5-9-14	2.5-9	2.0-8	0-0	1-1	0
2012	1/1	1-4-5	1.0-16	1.0-16	0-0	0-0	0
Career	27/1	7-13-20	3.5-25	3.0-24	0-0	0-1	2

Blake Countess 2012 Season

- Started at RCB vs. Alabama (Sept. 1), before suffering season-ending knee injury.

Career

- 2nd on the team with six passes defended in 2011.
- Had five tackles, four solo, first career forced fumble and two PBUs vs. Minnesota (Oct. 1, 2011).
- Made first career start and had three tackles, including one for loss, vs. Purdue (Oct. 29, 2011).
- Started vs. Virginia Tech in Sugar Bowl (Jan. 3, 2012) and had season-high eight tackles.

Year	GP/GS	S-A-TT	TFL	Sacks	Int.	FF-FR	PBU
2011	12/6	30-14-44	1.5-3	0-0	0-0	0-0	6
2012	1/1	0-0-0	0-0	0-0	0-0	0-0	0
Career	13/7	30-14-44	1.5-3	0-0	0-0	0-0	6

Kenny Demens 2012 Season

- Made 21st consecutive start at MLB in season opener vs. Alabama (Sept. 1) and posted three tackles.

Career

- Has appeared in 39 consecutive games, including 21 straight starts at middle linebacker.
- Needs 14 tackles to reach 200 for his career.
- Seven career double-digit tackle performances.
- Led team with 94 tackles, including 49 solo, 5.0 TFLs, 3.0 sacks, one forced fumble and one pass breakup in 2011.

- Surpassed 100 career stops vs. Notre Dame (Sept. 10, 2011).
- Registered first career forced fumble vs. San Diego State (Sept. 24, 2011).
- Third on the team in tackles (82) and tied for 19th in the Big Ten with 6.3 tackles per game in 2010.
- Made his first career start against Iowa in 2010.
- Had a career best 13 tackles at the Gator Bowl vs. Mississippi State and vs. Wisconsin in 2010.
- Received medical redshirt for 2008 season after suffering season-ending injury during practice.

Year	GP/GS	S-A-TT	TFL	Sacks	Int.	FF-FR	PBU
2009	12/0	2-5-7	0-0	0-0	0-0	0-0	0
2010	13/7	47-35-82	1.5-2	0-0	0-0	0-0	1
2011	13/13	49-45-94	5-20	3-18	0-0	0-0	2
2012	1/1	2-1-3	0-0	0-0	0-0	0-0	0
Career	39/21	100-86-186	6.5-22	3-18	0-0	0-0	4

J.T. Floyd 2012 Season

- Made 13th consecutive start vs. Alabama (Sept. 1) at LCB, posting four tackles in season opener.

Career

- Led U-M cornerbacks in tackles (48) and PBUs (10) in 2011. Also tied for team lead with two interceptions.
- Recorded 100th career tackle vs. Minnesota (Oct. 1, 2011)
- Missed final portion of 2010 with ankle injury.
- Posted a career-best 13 tackles in back-to-back games vs. Indiana and Michigan State in 2010.

Year	GP/GS	S-A-TT	TFL	Sacks	Int.	FF-FR	PBU
2009	9/2	14-3-17	0-0	0-0	0-0	0-0	1
2010	8/8	43-23-66	2-5	0-0	1-0	0-0	4
2011	13/12	31-17-48	0-0	0-0	2-59	0-0	8
2012	1/1	1-3-4	0-0	0-0	0-0	0-0	0
Career	31/23	89-46-135	2-5	0-0	3-59	0-0	13

Cameron Gordon 2012 Season

- Appeared as reserve SLB and recorded two tackles in season opener vs. Alabama on Sept. 1.

Career

- Missed first six games of the 2011 season with a back injury; appeared in final seven games of the season on special teams and as reserve LB and had four stops.
- Switched from receiver to safety prior to 2010 spring drills.
- Started first seven games at free safety and final six at strong-side linebacker in 2010.
- Academic All-Big Ten Conference.
- Blocked first career field goal vs. UConn in 2010.
- Tied for the team lead in 2010 in interceptions (3), fumble recoveries (2) and PBUs (4).
- Posted a career-best 15 tackles at Indiana (Oct. 2, 2010).
- High school teammate of quarterback Devin Gardner.

Year	GP/GS	S-A-TT	TFL	Sacks	Int.	FF-FR	PBU
2010	13/13	40-37-77	3.5-6	0-0	3-35	2-58	4
2011	7/0	3-1-4	0-0	0-0	0-0	0-0	0
2012	1/0	0-2-2	0-0	0-0	0-0	0-0	0
Career	21/13	43-40-83	3.5-6	0-0	3-35	2-58	4

MAJOR IMPROVEMENTS

Under the guidance of first-year defensive coordinator Greg Mattison, the Wolverines' defense made major strides last season. Here is a look at how U-M improved in a number of categories from 2010 to 2011:

CATEGORY	2010 Avg.	2011 Avg.
Scoring Defense	35.23 (108th)	17.38 (6th)
Total Defense	450.77 (110th)	322.15 (17th)
Rushing Defense	188.92 (95th)	131.69 (39th)
Pass Efficiency Defense	144.79 (103rd)	120.49 (36th)
Pass Defense	261.85 (112th)	190.46 (16th)
Sacks	1.38 (98th)	2.31 (29th)
Tackles For Loss	5.38 (77th)	5.54 (68th)
TD Allowed	57	27
Takeaways	19	29

Thomas Gordon

2012 Season

- Started at SS and tied career high with nine tackles in season opener vs. Alabama (Sept. 1). Also had career-best nine tackles vs. Notre Dame on Sept. 10, 2011.
- Recorded third career forced fumble against the Crimson Tide.

Career

- Ranked 3rd on team with 67 tackles in 2011.
- Tied for 4th in NCAA with four fumble recoveries in 2011.
- Posted first career interception vs. Eastern Michigan on Sept. 17, 2011.
- Started four games in 2010 at hybrid linebacker and played in nine contests.
- High school teammate of defensive tackle Will Campbell.
- Three-year starter at quarterback during his prep career at Cass Technical.

Year	GP/GS	S-A-TT	TFL	Sacks	Int.	FF-FR	PBU
2010	9/4	13-10-23	4-24	2-21	0-0	0-0	0
2011	13/10	41-26-67	1.5-2	0-0	1-0	2-4	2
2012	1/1	5-4-9	0-0	0-0	0-0	1-0	0
Career	23/15	59-40-99	5.5-26	2-21	1-0	3-4	2

Brandin Hawthorne

2012 Season

- Appeared on special teams and registered two tackles in season opener vs. Alabama (Sept. 1).

Career

- Made first career start at LB vs. Eastern Michigan (Sept. 17, 2011) and had team-leading 10 tackles.
- Had nine tackles and first career interception at Northwestern.
- Had first career sack vs. Purdue (Oct. 29, 2011).

Year	GP/GS	S-A-TT	TFL	Sacks	Int.	FF-FR	PBU
2009	4/0	0-0-0	0-0	0-0	0-0	0-0	0
2010	8/0	1-0-1	0-0	0-0	0-0	0-0	0
2011	12/5	25-18-43	3-6	1-1	1-0	0-0	1
2012	1/0	1-1-2	0-0	0-0	0-0	0-0	0
Career	25/5	27-19-46	3-6	1-1	1-0	0-0	1

Jordan Kovacs

2012 Season

- Made 34th career start in season opener vs. Alabama (Sept. 1) at FS, recording eight tackles.

Career

- Nine career double-digit tackle performances.
- Ranked 2nd on team with 75 tackles in 2011 and led team with 51 solo stops; also ranked tied for 2nd on team with 4.0 sacks.
- Had team-leading 11 tackles in Sugar Bowl victory vs. Virginia Tech (Jan. 3, 2011).
- All-Big Ten honorable mention (media) in 2010 and 2011.
- Had 116 stops (8.9 avg.) in 2010- second in the Big Ten and tied for 42nd in the NCAA; tied for team lead with 8.5 TFLs.
- Posted a career-high 17 tackles, 2.5 TFLs and one forced fumble against Michigan State (Oct. 3, 2009); the 17 stops were the most by any defender in the Big Ten during the year. Tied career high with 17 tackles vs. Ohio State in 2010.
- Father, Louis, was a defensive back for Michigan in the early 1980s (lettered in 1982).

Year	GP/GS	S-A-TT	TFL	Sacks	Int.	FF-FR	PBU
2009	12/8	39-36-75	4.5-10	0-0	1-0	2-0	1
2010	13/13	61-55-116	8.5-24	1-8	2-51	1-1	1
2011	12/12	51-24-75	8-48	4-36	1-2	1-1	1
2012	1/1	5-3-8	0.0-0	0-0	0-0	0-0	0
Career	38/34	156-118-274	21-82	5-44	4-53	5-2	3

Desmond Morgan

2012 Season

- Started at WLB and had eight tackles and a half sack in the season opener vs. Alabama (Sept. 1); marked eighth career start.

Career

- As a true freshman finished 5th on team in tackles with 63; also had four stops for losses, one sack, one pass breakup and one FR.
- Started first career game vs. Notre Dame on Sept. 10, 2011.
- Had career-best and team-leading 10 tackles vs. Ohio State (Nov. 26, 2011); also had 1.5 TFLs and first career sack.
- Tied career best with 10 tackles and 1.5 TFLs in Sugar Bowl victory vs. Virginia Tech (Jan. 3, 2012).

Year	GP/GS	S-A-TT	TFL	Sacks	Int.	FF-FR	PBU
2011	12/7	26-37-63	4-6	1-1	0-0	1-0	1
2012	1/1	0-8-8	0.5-2	0-0	0-0	0-0	0
Career	13/8	26-45-71	4.5-8	1-1	0-0	1-0	1

Craig Roh

2012 Season

- Made 39th consecutive start in season opener vs. Alabama (Sept. 1); started at DT.
- Had four tackles and a half a sack vs. Crimson Tide.

Career

- Has started team-leading 39 consecutive games.
- In 2011, ranked tied for 3rd on team with eight tackles for loss and tied for 2nd with four sacks.
- Registered 100th career tackle at Michigan State on Oct. 15, 2011.
- CollegeFootballNews.com Freshman All-America honorable mention and Sporting News Freshman All-Big Ten.
- 2009 U-M Athletic Academic Achievement.
- High school teammate of offensive tackle Taylor Lewan.

Year	GP/GS	S-A-TT	TFL	Sacks	Int.	FF-FR	PBU
2009	12/12	17-20-37	7.5-22	2-12	1-0	0-0	3
2010	13/13	28-15-43	5.5-31	0.5-5	0-0	0-0	1
2011	13/13	21-11-32	8-37	4-31	0-0	0-0	0
2012	1/1	0-4-4	0.5-2	0.5-2	0-0	0-0	0
Career	39/39	66-50-116	21.5-92	7.0-50	1-0	0-0	4

Jake Ryan

2012 Season

- Appeared as SLB and had five tackles and one tackle for loss in season opener vs. Alabama (Sept. 1).


Career

- Redshirt freshman started 11 of 13 games and had 11.0 tackles for losses and 3.0 sacks in 2011.
- Made first career start at LB vs. Western Michigan on Sept. 3, 2011.
- Registered first career sack vs. Minnesota (Oct. 1, 2011).
- Started at DE and had career-best seven tackles and tied Sugar Bowl record with four stops for losses (for 36 yards) vs. Virginia Tech (Jan. 3, 2012).

Year	GP/GS	S-A-TT	TFL	Sacks	Int.	FF-FR	PBU
2011	13/11	20-17-37	11-53	3-8	0-0	2-0	0
2012	1/0	1-4-5	0.5-1	0-0	0-0	0-0	0
Career	14/11	21-21-42	11.5-54	3-8	0-0	2-0	0


WOLVERINE BITES

KENNY DEMENS




- 2012 Rotary Lombardi Award Watch List.
- Has appeared in 39 consecutive games for U-M, including 21 straight starts at middle linebacker.
- Led the team with 94 tackles in 2011.
- Posted 5.0 TFL, three sacks and two pass breakups last season.
- Needs 14 tackles to reach 200 for his career.
- 2011 Roger Zatkoff Award recipient as Michigan's top linebacker.
- Has recorded double-digit tackles in seven games.

JORDAN KOVACS



- 2012 Bronko Nagurski Trophy Watch List.
- 2012 Lott IMPACT Trophy Watch List.
- 2011 Lott IMPACT Trophy Quarterfinalist.
- Has contributed 274 tackles, 21.0 TFLs, 5.0 sacks, four interceptions, two forced fumbles and three pass breakups during his career.
- Posted 17 stops twice in his career - at Ohio State in 2010 and at Michigan State in 2009; his 17 stops were the most by any defender in the conference during the 2009 season.
- Has 11 career double-digit tackle efforts.
- Walk-on in 2009 who earned a scholarship.

CRAIG ROH



- 2012 Ted Hendricks Award Watch List.
- Has started all 39 career games.
- Has contributed 116 tackles, 21.5 TFLs, 7.0 sacks, one interception, three pass breakups and three forced fumbles during his career.
- Posted at least one stop in 35 straight games.
- Has tallied a career-best two TFLs on five occasions (last vs. Michigan State, Oct. 15, 2011).
- Posted a career-high seven tackles vs. Eastern Michigan on Sept. 19, 2009.

2012 MICHIGAN STARTING LINEUPS • OFFENSE

OPPONENT	WR	LT	LG	C	RG	RT	TE	WR	QB	WR	TB
vs. Alabama	ROUNDTREE	LEWAN	BARNUM	MEALER	OMAMEH	SCHOFIELD	HOPKINS**	GARDNER	D. ROBINSON	GALLON	SMITH

Air Force
 Massachusetts
 at Notre Dame
 at Purdue
 Illinois
 Michigan State
 at Nebraska
 at Minnesota
 Northwestern
 Iowa
 at Ohio State

Denotes started as 4th WR
 **Denotes started as FB.
 % Denotes started as 2nd TE.

2012 MICHIGAN STARTING LINEUPS • DEFENSE

OPPONENT	DE	DT	DT	DE	SAM	MIKE	WILL	LCB	SS	FS	RCB
vs. Alabama	RYAN	CAMPBELL	ROH	BEYER	AVERY**	DEMENS	MORGAN	FLOYD	GORDON	KOVACS	COUNTESS

Air Force
 Massachusetts
 at Notre Dame
 at Purdue
 Illinois
 Michigan State
 at Nebraska
 at Minnesota
 Northwestern
 Iowa
 at Ohio State

** Denotes started as fifth DB.

MICHIGAN PRONUNCIATION GUIDE

Al Backey	Back-ee	Stephen Hopkins	STEPH-en
Jibreel Black	Juh-BREEL	Mike Kwiatkowski	kwit-KOW-ski
Seth Broekhuizen	Brook-hizen	Taylor Lewan	Luh-wan
Jehu Chesson	Jay-You	Kristian Mateus	Muh-tay-us
Amara Darboh	uh-MAR-uh DAR-bow	Mario Ojemudia	Oh-juh-MOO-dee-uh
Kenny Demens	DEM-ins	Patrick Omameh	O-MAH-may
Drew Dileo	Dill-e-o	Jordan Paskorz	Pass-korz
Devin Funchess	FUN-chess	Craig Roh	Row
Matthew Godin	GO-din	Raymon Taylor	ray-MOAN
Paul Gyarmati	G-are-mahti	Fitzgerald Toussaint	Two-SAHNT
Will Hagerup	Haa-GRUP	Matt Wile	like 'while'
Sione Houma	See-own-a Home-uh		

MICHIGAN DEPTH CHART vs. AIR FORCE

OFFENSE

WR 21 Roy Roundtree (6-0, 180, 5th Sr.)
 12 Devin Gardner (6-4, 203, Jr./Jr.)
 83 Jerald Robinson (6-1, 215, Jr./So.)
 82 Amara Darboh (6-2, 220, Fr./Fr.)

LT 77 Taylor Lewan (6-8, 309, Sr./Jr.)
 78 Erik Magnuson (6-6, 285, Fr./Fr.)

LG 52 Ricky Barnum (6-3, 296, 5th Sr.)
 56 Joey Burzynski (6-1, 295, Jr./So.)
 67 Kyle Kalis (6-5, 294, Fr./Fr.)

C 57 Elliott Mealer (6-5, 308, 5th Sr.)
 60 Jack Miller (6-4, 288, So./Fr.)

RG 65 Patrick Omameh (6-4, 305, 5th Sr.)
 56 Joey Burzynski (6-1, 295, Jr./So.)

RT 75 Michael Schofield (6-7, 300, Sr./Jr.)
 69 Erik Gunderson (6-8, 303, Sr./Jr.)
 71 Ben Braden (6-6, 308, Fr./Fr.)

TE 89 Brandon Moore (6-5, 268, 5th Sr.)
 81 Mike Kwiatkowski (6-5, 262, 5th Sr.)
 84 A.J. Williams (6-6, 283, Fr./Fr.)
 19 Devin Funchess (6-4, 229, Fr./Fr.)

WR 10 Jeremy Gallon (5-8, 187, Sr./Jr.)
 9 Drew Dileo (5-10, 180, Jr./Jr.)
 17 Jeremy Jackson (6-3, 204, Jr./Jr.)

QB 16 Denard Robinson (6-0, 197, Sr./Sr.)
 8 Russell Bellomy (6-3, 202, So./Fr.)
 12 Devin Gardner (6-4, 203, Jr./Jr.)

FB 33 Stephen Hopkins (6-0, 240, Jr./Jr.)
 36 Joe Kerridge (6-0, 244, So./Fr.)
 31 Paul Gyarmati (6-1, 234, 5th Sr.)

RB 28 Fitzgerald Toussaint (5-10, 202, Sr./Jr.)
 38 Thomas Rawls (5-10, 218, So./So.)
 2 Vincent Smith (5-6, 175, Sr./Sr.)
 5 Justice Hayes (5-10, 183, So./Fr.)

SPECIAL TEAMS

PK 34 Brendan Gibbons (6-1, 230, Sr./Jr.)
 45 Matt Wile (6-2, 214, So./So.)

P 43 Will Hagerup (6-4, 227, Jr./Jr.)
 45 Matt Wile (6-2, 214, So./So.)

LS 54 Jareth Glanda (6-3, 260, Sr./Jr.)
 94 Curt Graman (6-5, 205, Sr./Jr.)

H 9 Drew Dileo (5-10, 180, Jr./Jr.)
 10 Jeremy Gallon (5-8, 187, Sr./Jr.)

DEFENSE

DE 55 Jibreel Black (6-2, 279, Jr./Jr.)
 57 Frank Clark (6-2, 262, So./So.)
 97 Brennen Beyer (6-3, 252, So./So.)
 53 Mario Ojemudia (6-2, 231, Fr./Fr.)

DT 73 Will Campbell (6-5, 308, Sr./Sr.)
 67 Nathan Brink (6-5, 275, Sr./Jr.)
 55 Jibreel Black (6-2, 279, Jr./Jr.)

NT 76 Quinton Washington (6-4, 300, Sr./Jr.)
 54 Richard Ash (6-3, 300, Jr./So.)
 56 Ondre Pipkins (6-3, 340, Fr./Fr.)

DE 88 Craig Roh (6-5, 281, Sr./Sr.)
 67 Nathan Brink (6-5, 275, Sr./Jr.)
 92 Keith Heitzman (6-3, 270, So./Fr.)

SLB 90 Jake Ryan (6-3, 242, Jr./So.)
 4 Cam Gordon (6-3, 236, Sr./Jr.)

MLB 25 Kenny Demens (6-1, 242, 5th Sr.)
 35 Joe Bolden (6-3, 223, Fr./Fr.)
 27 Mike Jones (6-2, 226, Sr./Jr.)

WLB 44 Desmond Morgan (6-1, 227, So./So.)
 15 James Ross III (6-1, 225, Fr./Fr.)
 7 Brandin Hawthorne (6-0, 220, Sr./Sr.)

LCB 5 Courtney Avery (5-11, 173, Jr./Jr.)
 6 Raymon Taylor (5-10, 182, So./So.)
 13 Terry Richardson (5-9, 162, Fr./Fr.)

SS 32 Jordan Kovacs (6-0, 202, Sr./Jr.)
 3 Marvin Robinson (6-2, 200, So./So.)
 23 Floyd Simmons (6-0, 200, 5th Sr.)

FS 30 Thomas Gordon (5-11, 207, Sr./Jr.)
 22 Jarrod Wilson (6-2, 194, Fr./Fr.)
 14 Josh Furman (6-2, 203, Jr./So.)

RCB 8 J.T. Floyd (6-0, 183, 5th Sr.)
 6 Raymon Taylor (5-10, 182, So./So.)
 24 Delonte Hollowell (5-9, 176, So./So.)

START CHARTS

OFFENSE	Current		
	'12	Streak	Career
Patrick Omameh	1	30	30
Denard Robinson	1	27	27
Roy Roundtree	1	25	30
Taylor Lewan	1	16	23

DEFENSE	Current		
	'12	Streak	Career
Craig Roh	1	39	39
Kenny Demens	1	21	21
J.T. Floyd	1	13	23

LONGEST ACTIVE STARTS STREAKS

Craig Roh	39
Patrick Omameh	30
Denard Robinson	27

CAREER GAMES STARTED

Craig Roh (DE)	39
Jordan Kovacs (SS)	34
Roy Roundtree (SR)	30
Patrick Omameh (OG)	30

CAREER GAMES PLAYED

Will Campbell (DT)	39
Kenny Demens (LB)	39
Denard Robinson (QB)	39
Craig Roh (DE)	39
Jordan Kovacs (SS)	38
Elliott Mealer (LG)	38

2012 MICHIGAN FOOTBALL ROSTERS

NUMERICAL ROSTER

No.	Player	Pos.
2	Smith, Vincent ***	RB
3	Robinson, Marvin **	S
3	Dever, Bo	WR
4	Wilson, Steve	WR
4	Gordon, Cameron **	LB
5	Avery, Courtney **	CB
5	Hayes, Justice	RB
6	Taylor, Raymon*	DB
6	Cleary, Brian	QB
7	Hawthorne, Brandin **	LB
8	Bellomy, Russell	QB
8	Floyd, J.T. ***	CB
9	Dileo, Drew **	WR
10	Gallon, Jeremy **	WR
12	Gardner, Devin*	QB/WR
12	Gant, Allen	S
13	Swieca, Alex	QB
13	Richardson, Terry	CB
14	Furman, Josh*	S
14	Kennedy, Jack	QB
15	Ross III, James	LB
16	Robinson, Denard ***	QB
17	Jackson, Jeremy **	WR
18	Countess, Blake*	DB
19	Zeller, Charlie	S
19	Funchess, Devin	TE
21	Roundtree, Roy ***	WR
22	Wilson, Jarrod	S
23	Simmons, Floyd ***	S
24	Hollowell, Delonte*	DB
25	Demens, Kenny ***	LB
26	Norfleet, Dennis	RB
27	Jones, Mike **	LB
27	Keizer, Jonathan	WR
28	Toussaint, Fitzgerald **	RB
29	Johnson, Drake	RB
30	Gordon, Thomas **	S
31	Offerdahl, Andrew	S
31	Gyarmati, Paul **	FB
32	Kovacs, Jordan ***	S
33	Hopkins, Stephen **	RB
34	Clark, Jeremy	S
34	Gibbons, Brendan **	PK
35	Bolden, Joe	LB
36	Kerridge, Joe	FB
36	Pearson, AJ	DB
38	Backey, Al *	CB
38	Rawls, Thomas*	RB
39	Houma, Sione	FB
40	Poole, Antonio	LB
40	Allspach, Nate	TE
41	Wilkins, Kenny	DT
42	Esterline, Dylan	TE
43	Wormley, Chris	DE
43	Hagerup, Will **	P

ALPHABETICAL ROSTER

No.	Player	Pos.	Ht.	Wt.	Year/Elig.	Hometown (High School/Previous School)
91	Allen, Kenneth	K/P	6-3	205	Fr.	Fenton, Mich. (Fenton)
40	Allspach, Nate	TE	6-6	244	Jr./So.	Grand Rapids, Mich. (Grandville)
54	Ash, Richard	DT	6-3	300	Jr./So.	Pahokee, Fla. (Pahokee)
5	Avery, Courtney **	CB	5-11	173	Jr.	Mansfield, Ohio (Lexington)
38	Backey, Al *	CB	5-10	183	Sr./Jr.	Ypsilanti, Mich. (Ypsilanti)
52	Barnum, Ricky ***	OL	6-3	296	5th	Lakeland, Fla. (Lake Gibson)
62	Bars, Blake	OL	6-5	291	Fr.	Nashville, Tenn. (Montgomery Bell Academy)
8	Bellomy, Russell	QB	6-3	202	So./Fr.	Arlington, Texas (Martin)
97	Beyer, Brennen*	DE	6-3	252	So.	Canton, Mich. (Plymouth)
55	Black, Jibreel **	DT	6-2	279	Jr.	Cincinnati, Ohio (Wyoming)
35	Bolden, Joe	LB	6-3	223	Fr.	Cincinnati, Ohio (Colerain)
71	Braden, Ben	OL	6-6	308	Fr.	Rockford, Mich. (Rockford)
67	Brink, Nathan*	DT	6-5	275	Sr./Jr.	Holland, Mich. (Holland Christian)
46	Broekhuizen, Seth *	PK	6-1	205	Sr./Jr.	Holland, Mich. (Holland Christian)
58	Bryant, Chris	OL	6-4	318	So./Fr.	Chicago, Ill. (Simeon)
56	Burzynski, Joey*	OL	6-1	295	Jr./So.	Carlsbad, Calif. (Carlsbad)
73	Campbell, William ***	DT	6-5	308	Sr.	Detroit, Mich. (Cass Technical)
95	Capatina, Anthony	K	5-9	180	Jr./So.	Novi, Mich. (Detroit Catholic Central)
86	Chesson, Jehu	WR	6-3	183	Fr.	St. Louis, Mo. (Ladue Horton Watkins)
57	Clark, Frank*	DE	6-2	262	So.	Cleveland, Ohio (Glenville)
34	Clark, Jeremy	S	6-4	200	Fr.	Madisonville, Ky. (Madisonville North Hopkins)
6	Cleary, Brian	QB	6-3	204	Fr.	Detroit, Mich. (Detroit Jesuit)
18	Countess, Blake*	DB	5-10	180	So.	Owings Mills, Md. (Our Lady of Good Counsel)
82	Darboh, Amara	WR	6-2	220	Fr.	West Des Moines, Iowa (Dowling Catholic)
25	Demens, Kenny ***	LB	6-1	242	5th	Oak Park, Mich. (Detroit Country Day)
3	Dever, Bo	WR	6-2	193	Fr.	Lake Forest, Ill. (Lake Forest)
9	Dileo, Drew **	WR	5-10	180	Jr.	Greenwell Springs, La. (Parkview Baptist)
93	Eddins, Chris	TE	6-5	266	Jr./So.	Detroit, Mich. (Country Day)
42	Esterline, Dylan	TE	6-5	236	Jr./So.	Blissfield, Mich. (Blissfield)
8	Floyd, J.T. ***	CB	6-0	183	5th	Greenville, S.C. (J.L. Mann)
19	Funchess, Devin	TE	6-4	229	Fr.	Farmington Hills, Mich. (Harrison)
14	Furman, Josh*	S	6-2	203	Jr./So.	Annapolis, Md. (Old Mill Senior)
10	Gallon, Jeremy **	WR	5-8	187	Sr./Jr.	Apopka, Fla. (Apopka)
12	Gant, Allen	S	6-2	199	Fr.	Sylvania, Ohio (Southview)
12	Gardner, Devin*	QB/WR	6-4	203	Jr.	Detroit, Mich. (Inkster)
34	Gibbons, Brendan **	PK	6-1	230	Sr./Jr.	West Palm Beach, Fla. (Cardinal Newman)
79	Gibbs, Dan	OL	6-7	311	Fr.	Birmingham, Mich. (Seaholm)
54	Glanda, Jareth*	LS	6-3	260	Sr./Jr.	Rochester Hills, Mich. (Brother Rice)
61	Glasgow, Graham	OL	6-6	305	So./Fr.	Aurora, Ill. (Marmion Academy)
96	Glasgow, Ryan	DL	6-4	294	Fr.	Aurora, Ill. (Marmion Academy)
99	Godin, Matthew	DT	6-6	277	Fr.	Novi, Mich. (Detroit Catholic Central)
4	Gordon, Cameron **	LB	6-3	236	Sr./Jr.	Detroit, Mich. (Inkster)
30	Gordon, Thomas **	S	5-11	207	Sr./Jr.	Detroit, Mich. (Cass Technical)
94	Graman, Curt	LS	6-5	205	Sr./Jr.	Cincinnati, Ohio (Elder)
69	Gunderson, Erik*	OL	6-8	303	Sr./Jr.	Milan, Mich. (Milan)
31	Gyarmati, Paul **	FB	6-1	234	5th	Birmingham, Mich. (Brother Rice)
43	Hagerup, Will **	P	6-4	227	Jr.	Milwaukee, Wis. (Whitefish Bay)
7	Hawthorne, Brandin **	LB	6-0	220	Sr.	Pahokee, Fla. (Pahokee)
5	Hayes, Justice	RB	5-10	183	So./Fr.	Flint, Mich. (Grand Blanc Community)
92	Heitzman, Keith	DE	6-3	270	So./Fr.	Hilliard, Ohio (Hilliard Davidson)
69	Henry, Willie	DT	6-3	314	Fr.	Cleveland, Ohio (Glenville)
24	Hollowell, Delonte*	DB	5-9	176	So.	Detroit, Mich. (Cass Technical)
33	Hopkins, Stephen **	RB	6-0	240	Jr.	Double Oak, Texas (Marcus)
39	Houma, Sione	FB	6-0	227	Fr.	Salt Lake City, Utah (Highland)

2012 MICHIGAN FOOTBALL ROSTERS

ALPHABETICAL ROSTER

No.	Player	Pos.	Ht.	Wt.	Year/Elig.	Hometown (High School/Previous School)
17	Jackson, Jeremy **	WR	6-3	204	Jr.	Ann Arbor, Mich. (Huron)
52	Jenkins-Stone, Royce	LB	6-2	213	Fr.	Detroit, Mich. (Cass Technical)
95	Jocz, Michael	TE	6-4	210	Fr.	Novi, Mich. (Novi HS)
29	Johnson, Drake	RB	6-1	209	Fr.	Ann Arbor, Mich. (Pioneer)
27	Jones, Mike **	LB	6-2	226	Sr./Jr.	Orlando, Fla. (Edgewater)
67	Kalis, Kyle	OL	6-5	294	Fr.	Lakewood, Ohio (St. Edward)
27	Keizer, Jonathan	WR	6-5	211	So./Fr.	Portage, MI (Portage Northern)
14	Kennedy, Jack	QB	5-11	185	5th	Walled Lake, Mich. (Walled Lake Central)
36	Kerridge, Joe	FB	6-0	244	So./Fr.	Traverse City, Mich. (St. Francis)
32	Kovacs, Jordan ***	S	6-0	202	5th	Curtice, Ohio (Clay)
81	Kwiatkowski, Mike*	TE	6-5	262	5th	Macomb, Mich. (Dakota)
59	Lawson, Mark	LB	6-2	213	Fr.	Ada, Mich. (Forest Hills Eastern)
77	Lewan, Taylor **	OL	6-8	309	Sr./Jr.	Scottsdale, Ariz. (Chaparral)
78	Magnuson, Erik	OL	6-6	285	Fr.	Carlsbad, Calif. (La Costa Canyon)
70	Mateus, Kristian	OL	6-7	309	Jr./So.	Ada, Mich. (Forest Hills Central)
57	Mealer, Elliott ***	OL	6-5	308	5th	Wauseon, Ohio (Wauseon)
60	Miller, Jack	OL	6-4	288	So./Fr.	Perrysburg, Ohio (St. John's Jesuit)
80	Miller, Ricardo*	WR	6-4	226	Jr.	Orlando, Fla. (Dr. Phillips [Fla.]/Pioneer [Mich.])
91	Mitropoulos-Rundus, David	TE	6-2	244	So./Fr.	Ann Arbor, Mich. (Pioneer)
89	Moore, Brandon*	TE	6-5	268	5th	Trotwood, Ohio (Trotwood-Madison)
44	Morgan, Desmond*	LB	6-1	227	So.	Holland, Mich. (West Ottawa)
26	Norfleet, Dennis	RB	5-7	161	Fr.	Detroit, Mich. (Martin Luther King)
31	Offerdahl, Andrew	S	5-11	199	Fr.	Fort Lauderdale, Fl. (Cardinal Gibbons)
53	Ojemudia, Mario	DE	6-2	231	Fr.	Farmington Hills, Mich. (Harrison)
65	Onameh, Patrick ***	OL	6-4	305	5th	Columbus, Ohio (St. Francis DeSales)
94	Paskorz, Jordan	TE	6-3	254	Jr./So.	Gibsonia, Pa. (Hampton)
36	Pearson, AJ	DB	6-0	195	Fr.	Johns Creek, Ga. (Northview HS)
56	Pipkins, Ondre	DT	6-3	340	Fr.	Kansas City, Mo. (Park Hill)
63	Pliska, Ben	OL	6-3	269	Fr.	Kirkland, Wa. (Lake Washington)
40	Poole, Antonio	LB	6-2	224	So./Fr.	Cincinnati, Ohio (Winton Woods)
38	Rawls, Thomas*	RB	5-10	218	So.	Flint, Mich. (Flint Northern)
85	Reynolds, Joe *	WR	6-1	196	Sr./Jr.	Rochester, Mich. (Rochester Adams)
13	Richardson, Terry	CB	5-9	162	Fr.	Detroit, Mich. (Cass Technical)
49	Ringer, Kaleb	LB	6-1	231	Fr.	Clayton, Ohio (Northmont)
16	Robinson, Denard ***	QB	6-0	197	Sr.	Deerfield Beach, Fla. (Deerfield Beach)
83	Robinson, Jerald*	WR	6-1	215	Jr./So.	Canton, Ohio (South)
3	Robinson, Marvin **	S	6-2	200	Jr.	Winter Haven, Fla. (Lake Region)
88	Roh, Craig ***	DE	6-5	281	Sr.	Scottsdale, Ariz. (Chaparral)
15	Ross III, James	LB	6-1	225	Fr.	Orchard Lake, Mich. (St. Mary's Prep)
21	Roundtree, Roy ***	WR	6-0	180	5th	Trotwood, Ohio (Trotwood-Madison)
90	Ryan, Jake*	LB	6-3	242	Jr./So.	Westlake, Ohio (St. Ignatius)
75	Schofield, Michael **	OL	6-7	300	Sr./Jr.	Orland Park, Ill. (Carl Sandburg)
23	Simmons, Floyd ***	S	6-0	200	5th	Detroit, Mich. (Crockett Technical)
2	Smith, Vincent ***	RB	5-6	175	Sr.	Pahokee, Fla. (Pahokee)
50	Strobel, Tom	DE	6-6	252	Fr.	Mentor, Ohio (Mentor)
13	Swieca, Alex	QB	6-1	206	So./Fr.	New York, NY (The Frisch School)
6	Taylor, Raymon*	DB	5-10	182	So.	Detroit, Mich. (Highland Park)
28	Toussaint, Fitzgerald **	RB	5-10	202	Sr./Jr.	Youngstown, Ohio (Liberty)
76	Washington, Quinton **	DT	6-4	300	Sr./Jr.	St. Stephen, S.C. (Timberland)
45	Wile, Matt*	K	6-2	214	So.	San Diego, Calif. (Francis Parker)
41	Wilkins, Kenny	DT	6-3	294	Jr./So.	Washington, Pa. (Trinity)
84	Williams, A.J.	TE	6-6	283	Fr.	Cincinnati, Ohio (Sycamore)
22	Wilson, Jarrod	S	6-2	194	Fr.	Akron, Ohio (Buchtel)
4	Wilson, Steve	WR	5-11	179	5th	White Lake, Mich. (Lakeland)
43	Wormley, Chris	DE	6-5	279	Fr.	Toledo, Ohio (Whitmer)
19	Zeller, Charlie	S	5-11	199	Sr./Jr.	Centennial, Colo. (Cherry Creek)

NUMERICAL ROSTER

No.	Player	Pos.
44	Morgan, Desmond*	LB
45	Wile, Matt*	K
46	Broekhuizen, Seth *	PK
49	Ringer, Kaleb	LB
50	Strobel, Tom	DE
52	Jenkins-Stone, Royce	LB
52	Barnum, Ricky ***	OL
53	Ojemudia, Mario	DE
54	Ash, Richard	DT
54	Glanda, Jareth*	LS
55	Black, Jibreel **	DT
56	Pipkins, Ondre	DT
56	Burzynski, Joey*	OL
57	Clark, Frank*	DE
57	Mealer, Elliott ***	OL
58	Bryant, Chris	OL
59	Lawson, Mark	LB
60	Miller, Jack	OL
61	Glasgow, Graham	OL
62	Bars, Blake	OL
63	Pliska, Ben	OL
65	Onameh, Patrick ***	OL
67	Brink, Nathan*	DT
67	Kalis, Kyle	OL
69	Henry, Willie	DT
69	Gunderson, Erik*	OL
70	Mateus, Kristian	OL
71	Braden, Ben	OL
73	Campbell, William ***	DT
75	Schofield, Michael **	OL
76	Washington, Quinton **	DT
77	Lewan, Taylor **	OL
78	Magnuson, Erik	OL
79	Gibbs, Dan	OL
80	Miller, Ricardo*	TE
81	Kwiatkowski, Mike*	TE
82	Darboh, Amara	WR
83	Robinson, Jerald*	WR
84	Williams, A.J.	TE
85	Reynolds, Joe *	WR
86	Chesson, Jehu	WR
88	Roh, Craig ***	DE
89	Moore, Brandon*	TE
90	Ryan, Jake*	LB
91	Allen, Kenneth	K/P
91	Mitropoulos-Rundus, David	TE
92	Heitzman, Keith	DE
93	Eddins, Chris	TE
94	Graman, Curt	LS
94	Paskorz, Jordan	TE
95	Capatina, Anthony	K
95	Jocz, Michael	TE
96	Glasgow, Ryan	DL
97	Beyer, Brennen*	DE
99	Godin, Matthew	DT

2012 ROSTER BREAKDOWN

ROSTER BY STATE

No.	Player	Pos.
Arizona (2)		
77	Lewan, Taylor **	OL
88	Roh, Craig ***	DE
California (3)		
56	Burzynski, Joey *	OL
78	Magnuson, Erik	OL
45	Wile, Matt *	K
Colorado (1)		
19	Zeller, Charlie	S
Florida (11)		
54	Ash, Richard	DT
52	Barnum, Ricky ***	OL
10	Gallon, Jeremy **	WR
34	Gibbons, Brendan **	PK
7	Hawthorne, Brandin **	LB
27	Jones, Mike **	LB
80	Miller, Ricardo *	TE
31	Offerdahl, Andrew	S
16	Robinson, Denard ***	QB
3	Robinson, Marvin **	S
2	Smith, Vincent ***	RB
Georgia (1)		
36	Pearson, AJ	DB
Illinois (5)		
58	Bryant, Chris	OL
3	Dever, Bo	WR
61	Glasgow, Graham	OL
96	Glasgow, Ryan	DL
75	Schofield, Michael **	OL
Iowa (1)		
82	Darboh, Amara	WR
Kentucky (1)		
34	Clark, Jeremy	S
Louisiana (1)		
9	Dileo, Drew **	WR
Maryland (2)		
18	Countess, Blake *	DB
14	Furman, Josh *	S
Michigan (45)		
91	Allen, Kenneth	K/P
40	Allspach, Nate	TE
38	Backey, Al *	CB
97	Beyer, Brennen *	DE
71	Braden, Ben	OL
67	Brink, Nathan *	DT
46	Broekhuizen, Seth *	PK
73	Campbell, William ***	DT
95	Capatina, Anthony	K
6	Cleary, Brian	QB
25	Demens, Kenny ***	LB
93	Eddins, Chris	TE
42	Esterline, Dylan	TE
19	Funchess, Devin	TE
12	Gardner, Devin *	QB
79	Gibbs, Dan	OL
54	Glanda, Jareth *	LS
99	Godin, Matthew	DT
4	Gordon, Cameron **	LB
30	Gordon, Thomas **	S
69	Gunderson, Erik *	OL
31	Gyarmati, Paul **	LB
5	Hayes, Justice	RB
24	Hollowell, Delonte *	DB
17	Jackson, Jeremy **	WR
52	Jenkins-Stone, Royce	LB
95	Jocz, Michael	TE
29	Johnson, Drake	RB
27	Keizer, Jonathan	WR

ROSTER BY POSITION

Quarterback

No.	Player	Pos.	Ht.	Wt.	Year/Elig.	Hometown (High School/Previous School)
8	Bellomy, Russell	QB	6-3	202	So./Fr.	Arlington, Texas (Martin)
6	Cleary, Brian	QB	6-3	204	Fr.	Detroit, Mich. (Detroit Jesuit)
12	Gardner, Devin *	QB/WR	6-4	203	Jr.	Detroit, Mich. (Inkster)
14	Kennedy, Jack	QB	5-11	185	5th	Walled Lake, Mich. (Walled Lake Central)
16	Robinson, Denard ***	QB	6-0	197	Sr.	Deerfield Beach, Fla. (Deerfield Beach)
13	Swieca, Alex	QB	6-1	206	So./Fr.	New York, NY (The Frisch School)

Running Back

31	Gyarmati, Paul **	FB	6-1	234	5th	Birmingham, Mich. (Brother Rice)
5	Hayes, Justice	RB	5-10	183	So./Fr.	Flint, Mich. (Grand Blanc Community)
33	Hopkins, Stephen **	FB	6-0	240	Jr.	Double Oak, Texas (Marcus)
39	Houma, Sione	FB	6-0	227	Fr.	Salt Lake City, Utah (Highland)
29	Johnson, Drake	RB	6-1	209	Fr.	Ann Arbor, Mich. (Pioneer)
36	Kerridge, Joe	FB	6-0	244	So./Fr.	Traverse City, Mich. (St. Francis)
26	Norfleet, Dennis	RB	5-7	161	Fr.	Detroit, Mich. (Martin Luther King)
38	Rawls, Thomas *	RB	5-10	218	So.	Flint, Mich. (Flint Northern)
2	Smith, Vincent ***	RB	5-6	175	Sr.	Pahokee, Fla. (Pahokee)
28	Toussaint, Fitzgerald **	RB	5-10	202	Sr./Jr.	Youngstown, Ohio (Liberty)

Wide Receiver

86	Chesson, Jehu	WR	6-3	183	Fr.	St. Louis, Mo. (Ladue Horton Watkins)
82	Darboh, Amara	WR	6-2	220	Fr.	West Des Moines, Iowa (Dowling Catholic)
3	Dever, Bo	WR	6-2	193	Fr.	Lake Forest, Ill. (Lake Forest)
9	Dileo, Drew **	WR	5-10	180	Jr.	Greenwell Springs, La. (Parkview Baptist)
10	Gallon, Jeremy **	WR	5-8	187	Sr./Jr.	Apopka, Fla. (Apopka)
12	Gardner, Devin *	QB/WR	6-4	203	Jr.	Detroit, Mich. (Inkster)
17	Jackson, Jeremy **	WR	6-3	204	Jr.	Ann Arbor, Mich. (Huron)
27	Keizer, Jonathan	WR	6-5	211	So./Fr.	Portage, MI (Portage Northern)
80	Miller, Ricardo	WR	6-4	226	Jr.	Orlando, Fla. (Dr. Phillips [Fla.]/Pioneer[Mich])
85	Reynolds, Joe *	WR	6-1	196	Sr./Jr.	Rochester, Mich. (Rochester Adams)
83	Robinson, Jerald *	WR	6-1	215	Jr./So.	Canton, Ohio (South)
21	Roundtree, Roy ***	WR	6-0	180	5th	Trotwood, Ohio (Trotwood-Madison)

Tight End

40	Allspach, Nate	TE	6-6	244	Jr./So.	Grand Rapids, Mich. (Grandville)
93	Eddins, Chris	TE	6-5	266	Jr./So.	Detroit, Mich. (Country Day)
42	Esterline, Dylan	TE	6-5	236	Jr./So.	Blissfield, Mich. (Blissfield)
19	Funchess, Devin	TE	6-4	229	Fr.	Farmington Hills, Mich. (Harrison)
95	Jocz, Michael	TE	6-4	210	Fr.	Novi, Mich. (Novi HS)
81	Kwiatkowski, Mike *	TE	6-5	262	5th	Macomb, Mich. (Dakota)
91	Mitropoulos-Rundus, David	TE	6-2	244	So./Fr.	Ann Arbor, Mich. (Pioneer)
89	Moore, Brandon *	TE	6-5	268	5th	Trotwood, Ohio (Trotwood-Madison)
94	Paskorz, Jordan	TE	6-3	254	Jr./So.	Gibsonia, Pa. (Hampton)
84	Williams, A.J.	TE	6-6	283	Fr.	Cincinnati, Ohio (Sycamore)

Offensive Line

52	Barnum, Ricky ***	OL	6-3	296	5th	Lakeland, Fla. (Lake Gibson)
62	Bars, Blake	OL	6-5	291	Fr.	Nashville, Tenn. (Montgomery Bell Academy)
71	Braden, Ben	OL	6-6	308	Fr.	Rockford, Mich. (Rockford)
58	Bryant, Chris	OL	6-4	318	So./Fr.	Chicago, Ill. (Simeon)
56	Burzynski, Joey *	OL	6-1	295	Jr./So.	Carlsbad, Calif. (Carlsbad)
79	Gibbs, Dan	OL	6-7	311	Fr.	Birmingham, Mich. (Seaholm)
61	Glasgow, Graham	OL	6-6	305	So./Fr.	Aurora, Ill. (Marmion Academy)
69	Gunderson, Erik *	OL	6-8	303	Sr./Jr.	Milan, Mich. (Milan)
67	Kalis, Kyle	OL	6-5	294	Fr.	Lakewood, Ohio (St. Edward)
77	Lewan, Taylor **	OL	6-8	309	Sr./Jr.	Scottsdale, Ariz. (Chaparral)
78	Magnuson, Erik	OL	6-6	285	Fr.	Carlsbad, Calif. (La Costa Canyon)
70	Mateus, Kristian	OL	6-7	309	Jr./So.	Ada, Mich. (Forest Hills Central)
57	Mealer, Elliott ***	OL	6-5	308	5th	Wauseon, Ohio (Wauseon)
60	Miller, Jack	OL	6-4	288	So./Fr.	Perrysburg, Ohio (St. John's Jesuit)
65	Omameh, Patrick ***	OL	6-4	305	5th	Columbus, Ohio (St. Francis DeSales)
63	Pliska, Ben	OL	6-3	269	Fr.	Kirkland, Wa. (Lake Washington)
75	Schofield, Michael **	OL	6-7	300	Sr./Jr.	Orland Park, Ill. (Carl Sandburg)

ROSTER BY POSITION

Defensive Line

54	Ash, Richard	DT	6-3	300	Jr./So.	Pahokee, Fla. (Pahokee)
97	Beyer, Brennen *	DE	6-3	252	So.	Canton, Mich. (Plymouth)
55	Black, Jibreel **	DT	6-2	279	Jr.	Cincinnati, Ohio (Wyoming)
67	Brink, Nathan *	DT	6-5	275	Sr./Jr.	Holland, Mich. (Holland Christian)
73	Campbell, William ***	DT	6-5	308	Sr.	Detroit, Mich. (Cass Technical)
57	Clark, Frank *	DE	6-2	262	So.	Cleveland, Ohio (Glenville)
96	Glasgow, Ryan	DT	6-4	294	Fr.	Aurora, Ill. (Marmion Academy)
99	Godin, Matthew	DT	6-6	277	Fr.	Novi, Mich. (Detroit Catholic Central)
92	Heitzman, Keith	DE	6-3	270	So./Fr.	Hilliard, Ohio (Hilliard Davidson)
69	Henry, Willie	DT	6-3	314	Fr.	Cleveland, Ohio (Glenville)
53	Ojemudia, Mario	DE	6-2	231	Fr.	Farmington Hills, Mich. (Harrison)
56	Pipkins, Ondre	DT	6-3	340	Fr.	Kansas City, Mo. (Park Hill)
88	Roh, Craig ***	DE	6-5	281	Sr.	Scottsdale, Ariz. (Chaparral)
50	Strobel, Tom	DE	6-6	252	Fr.	Mentor, Ohio (Mentor)
76	Washington, Quinton **	DT	6-4	300	Sr./Jr.	St. Stephen, S.C. (Timberland)
41	Wilkins, Kenny	DT	6-3	294	Jr./So.	Washington, Pa. (Trinity)
43	Wormley, Chris	DE	6-5	279	Fr.	Toledo, Ohio (Whitmer)

Linebacker

35	Bolden, Joe	LB	6-3	223	Fr.	Cincinnati, Ohio (Colerain)
25	Demens, Kenny ***	LB	6-1	242	5th	Oak Park, Mich. (Detroit Country Day)
4	Gordon, Cameron **	LB	6-3	236	Sr./Jr.	Detroit, Mich. (Inkster)
7	Hawthorne, Brandin **	LB	6-0	220	Sr.	Pahokee, Fla. (Pahokee)
52	Jenkins-Stone, Royce	LB	6-2	213	Fr.	Detroit, Mich. (Cass Technical)
27	Jones, Mike **	LB	6-2	226	Sr./Jr.	Orlando, Fla. (Edgewater)
59	Lawson, Mark	LB	6-2	213	Fr.	Ada, Mich. (Forest Hills Eastern)
44	Morgan, Desmond *	LB	6-1	227	So.	Holland, Mich. (West Ottawa)
40	Poole, Antonio	LB	6-2	224	So./Fr.	Cincinnati, Ohio (Winton Woods)
49	Ringer, Kaleb	LB	6-1	231	Fr.	Clayton, Ohio (Northmont)
15	Ross III, James	LB	6-1	225	Fr.	Orchard Lake, Mich. (St. Mary's Prep)
90	Ryan, Jake *	LB	6-3	242	Jr./So.	Westlake, Ohio (St. Ignatius)

Secondary

5	Avery, Courtney **	CB	5-11	173	Jr.	Mansfield, Ohio (Lexington)
38	Backey, Al *	CB	5-10	183	Sr./Jr.	Ypsilanti, Mich. (Ypsilanti)
34	Clark, Jeremy	S	6-4	200	Fr.	Madisonville, Ky. (Madisonville North Hopkins)
18	Countess, Blake *	CB	5-10	180	So.	Owings Mills, Md. (Our Lady of Good Counsel)
8	Floyd, J.T. ***	CB	6-0	183	5th	Greenville, S.C. (J.L. Mann)
14	Furman, Josh *	S	6-2	203	Jr./So.	Annapolis, Md. (Old Mill Senior)
12	Gant, Allen	S	6-2	199	Fr.	Sylvania, Ohio (Southview)
30	Gordon, Thomas **	S	5-11	207	Sr./Jr.	Detroit, Mich. (Cass Technical)
24	Hollowell, Delonte *	CB	5-9	176	So.	Detroit, Mich. (Cass Technical)
32	Kovacs, Jordan ***	S	6-0	202	Sr./Jr.	Curtice, Ohio (Clay)
31	Offerdahl, Andrew	S	5-11	199	Fr.	Fort Lauderdale, Fl. (Cardinal Gibbons)
36	Pearson, AJ	CB	6-0	195	Fr.	Johns Creek, Ga. (Northview HS)
13	Richardson, Terry	CB	5-9	162	Fr.	Detroit, Mich. (Cass Technical)
3	Robinson, Marvin **	S	6-2	200	So.	Winter Haven, Fla. (Lake Region)
23	Simmons, Floyd ***	S	6-0	200	Sr./Jr.	Detroit, Mich. (Crockett Technical)
6	Taylor, Raymon *	CB	5-10	182	So.	Detroit, Mich. (Highland Park)
22	Wilson, Jarrod	S	6-2	194	Fr.	Akron, Ohio (Buchtel)
4	Wilson, Steve	WR	5-11	179	5th	White Lake, Mich. (Lakeland)
19	Zeller, Charlie	S	5-11	199	Sr./Jr.	Centennial, Colo. (Cherry Creek)

Specialists

91	Allen, Kenneth	K/P	6-3	205	Fr.	Fenton, Mich. (Fenton)
46	Broekhuizen, Seth *	PK	6-1	205	Sr./Jr.	Holland, Mich. (Holland Christian)
95	Capatina, Anthony	K	5-9	180	Jr./So.	Novi, Mich. (Detroit Catholic Central)
34	Gibbons, Brendan **	PK	6-1	230	Sr./Jr.	West Palm Beach, Fla. (Cardinal Newman)
54	Glanda, Jareth *	LS	6-3	260	Sr./Jr.	Rochester Hills, Mich. (Brother Rice)
94	Graman, Curt	LS	6-5	205	Sr./Jr.	Cincinnati, Ohio (Elder)
43	Hagerup, Will **	P	6-4	227	Jr.	Milwaukee, Wis. (Whitefish Bay)
45	Wile, Matt *	PK	6-2	214	So.	San Diego, Calif. (Francis Parker)

14	Kennedy, Jack	QB
36	Kerridge, Joe	FB
81	Kwiatkowski, Mike *	TE
59	Lawson, Mark	LB
70	Mateus, Kristian	OL
91	Mitropoulos-Rundus, David	TE
44	Morgan, Desmond *	LB
26	Norfleet, Dennis	RB
53	Ojemudia, Mario	DE
38	Rawls, Thomas *	RB
85	Reynolds, Joe *	WR
13	Richardson, Terry	CB
15	Ross III, James	LB
23	Simmons, Floyd ***	S
6	Taylor, Raymon *	DB
4	Wilson, Steve	WR
Missouri (2)		
86	Chesson, Jehu	WR
56	Pipkins, Ondre	DT
New York (1)		
13	Swieca, Alex	QB
Ohio (24)		
5	Avery, Courtney **	CB
55	Black, Jibreel **	DE
35	Bolden, Joe	LB
57	Clark, Frank *	DE
12	Gant, Allen	S
94	Graman, Curt	LS
92	Heitzman, Keith	DE
69	Henry, Willie	DT
67	Kalis, Kyle	OL
32	Kovacs, Jordan ***	S
57	Mealer, Elliott ***	OL
60	Miller, Jack	OL
89	Moore, Brandon*	TE
65	Omameh, Patrick ***	OL
40	Poole, Antonio	LB
49	Ringer, Kaleb	LB
83	Robinson, Jerald *	WR
21	Roundtree, Roy ***	WR
90	Ryan, Jake*	LB
50	Strobel, Tom	DE
28	Toussaint, Fitzgerald **	RB
84	Williams, A.J.	TE
22	Wilson, Jarrod	S
43	Wormley, Chris	DE
Pennsylvania (2)		
94	Paskorz, Jordan	TE
41	Wilkins, Kenny	DT
South Carolina (2)		
8	Floyd, J.T. ***	CB
76	Washington, Quinton **	DT
Tennessee (1)		
62	Bars, Blake	OL
Texas (2)		
8	Bellomy, Russell	QB
33	Hopkins, Stephen **	RB
Utah (1)		
39	Houma, Sione	FB
Washington		
63	Pliska, Ben	OL
Wisconsin (1)		
43	Hagerup, Will **	P

HEAD COACH BRADY HOKE



Conference Championships

MAC WEST (2007, 2008)

Coach of the Year Honors

- National - Maxwell Football Club (2011)
- Big Ten - Hayes-Schembechler (Coaches - 2011)
- Big Ten - Dave McClain (Media - 2011, Media)
- MWC (2010)
- AFCA FBS Region 3 (2008)
- MAC (2008)

At a Glance

Born: November 3, 1958 in Kettering, Ohio
 High School: Fairmont East (1977)
 College: Ball State, B.S., 1982
 Wife: Laura
 Children: Kelly

Brady Hoke: Head Coach ■ Ball State (1982) Michigan W-L: 11-3 Second Season Big Ten W-L: 6-2

Brady Hoke was named the 19th head coach in University of Michigan football history on Jan. 11, 2011. A former assistant coach at U-M (1995-2002), Hoke led the Wolverines to an 11-2 record (6-2 Big Ten) and Allstate Sugar Bowl victory in his first season. Hoke had previous head coaching stints at San Diego State from 2009-10, where he earned a 13-12 record, and his alma mater, Ball State, where he went 34-38 from 2003-08. Collectively, Hoke is 58-52 in nine seasons as a head coach.

Hoke's first-season success in Ann Arbor was acknowledged across the country. He was named the Maxwell Football Club Collegiate Coach of the Year and was named a finalist for three other national Coach of the Year honors: Bear Bryant, Eddie Robinson and Liberty Mutual. The Big Ten Conference's coaches voted Hoke as the inaugural recipient of the Hayes-Schembechler Coach of the Year award, while the Big Ten media named him the Dave McClain Coach of the Year.

Michigan's offense averaged 33.3 points per game, which ranked second in the Big Ten, while U-M's defense allowed 17.4 points per game, good for second in the league. Four Wolverines earned All-Big Ten distinction in 2011, highlighted by center David Molk, who was named the Rimington-Pace Offensive Lineman of the Year in the conference. Molk also was named the 2011 Rimington Trophy recipient and earned Consensus All-America honors, being named first-team All-America by the Walter Camp Football Foundation, Sporting News and Associated Press.

With four wins more than the 2010 squad (7-6), Hoke and the Wolverines tied Fielding Yost's 1901 team as the only two teams with a four-win improvement from the previous season. Yost's 1901 team went 11-0 following a 7-2-1 1900 season.

Only the legendary Yost precedes Hoke as a Michigan head coach to win 10 games in his first season. Hoke also became the fifth Big Ten coach to win at least 10 games in his first season as head coach, joining Wisconsin's Bret Bielema (12-1, 2006), Ohio State's Earle Bruce (11-1, 1979), Yost (11-0, 1901) and Minnesota's Henry Williams (10-0-2, 1900). Since 1901, Hoke is the third U-M coach to win his first six games (Fielding Yost-1901, Bennie

Oosterbaan-1948). Nationally, Hoke became one of eight coaches to direct a team to a BCS bowl in his first season, while he became the third coach (and is now one of four coaches) to direct a team to a BCS bowl victory in his first season.

The 2010 Mountain West Conference Coach of the Year, Hoke guided the Aztecs to a 9-4 record, marking the most victories since 1996 (8) while earning the program's first trip to a bowl game in 12 years, a 35-14 victory over Navy. Six of his players earned All-MWC first team in 2010, including running back Ronnie Hillman, the league's Freshman of the Year. Seven additional players earned second-team (4) honors and honorable mention (3). In 2009, Hoke's first season at San Diego State, five players were named to All-MWC teams, while 11 were MWC All-Academic selections.

As head coach at Ball State, he mentored players to 35 All-MAC selections in six years en route to a pair of bowl game appearances in 2007 and '08. The 2008 season marked the best season in program history, recording a school-record 12 wins and completing an undefeated Mid-American Conference regular-season campaign.

Collectively, Hoke has 29 years of collegiate coaching experience beginning with assistant positions at Grand Valley State (1983), Western Michigan (1984-86), Toledo (1987-88), Oregon State (1989-94) and Michigan (1995-2002). A defensive line coach at U-M, Hoke was part of three Big Ten champion teams (1997, '98, 2000), including the 1997 national champion and Rose Bowl winning squad. During his tenure, U-M posted a 76-23 overall record, claiming at least 10 victories on four occasions.

A 1982 graduate of Ball State University, Hoke earned four letters (1977-80) with the Cardinals. He was part of the only two teams in Ball State football history to post undefeated conference seasons: as a player in 1978, and as the head coach in 2008. Hoke led Ball State to the 1978 MAC championship, and as a team captain in 1980 earned All-MAC second-team honors. He graduated from Fairmont East High School in Kettering, Ohio, in 1977.

He and his wife, the former Laura Homberger, have one daughter, Kelly.

BRADY HOKE'S YEAR-BY-YEAR COACHING RECORD

YEAR	SCHOOL	RECORD	CONFERENCE RECORD	POST-SEASON
2012	Michigan	0-1	0-0 Big Ten	
2011	Michigan	11-2	6-2 Big Ten	Sugar Bowl (vs. Virginia Tech/W, 23-20 ot)
2010	San Diego State	9-4	5-3 MWC	Poinsettia Bowl (vs. Navy/W, 35-14)
2009	San Diego State	4-8	2-6 MWC	
2008	Ball State	12-1	8-0 MAC	MAC West champion, * Did not coach GMAC Bowl (vs. Tulsa/L, 45-13)
2007	Ball State	7-6	5-2 MAC	MAC West co-champ, International Bowl (vs. Rutgers/L, 52-30)
2006	Ball State	5-7	5-3 MAC	
2005	Ball State	4-7	4-4 MAC	
2004	Ball State	2-9	2-6 MAC	
2003	Ball State	4-8	3-5 MAC	
U-M	2 Seasons	11-3	6-2 Big Ten	
SDSU	2 Seasons	13-12	7-9 MWC	
BSU	6 Seasons	34-38	27-20 MAC	
TOTAL	10 Seasons	58-53	40-31 Conference	

BRADY HOKE'S MILESTONE WINS

Win	Opponent	Site	Date
1	Ball State 31, Indiana State 7	H	8/28/2003
10	Ball State 26, Eastern Michigan 25	A	11/12/2005
20	Ball State 27, Western Michigan 23	A	10/20/2007
30	Ball State 38, Eastern Michigan 16	H	10/25/2008
40	San Diego State 41, New Mexico St.	A	9/11/2010
50	Michigan 31, Eastern Michigan 3	H	9/17/2011

U-M SUPERLATIVES UNDER BRADY HOKE

Overall:	11-3
At Home:	8-0
On the Road:	2-2
Neutral:	1-1
By Month:	
August:	0-0
September:	4-1
October:	3-1
November:	3-1
December:	0-0
January:	1-0
When Scoring First:	5-1
When Opponent Scored First:	6-2
When Scoring 20 or More Points:	11-0
When Scoring Less Than 20 Points:	0-3
When Leading at the Half:	8-0
When Trailing at the Half:	3-2
When Tied at the Half:	0-1
When Leading after 3 Quarters:	9-0
When Trailing after 3 Quarters:	1-3
When Tied after 3 Quarters:	0-0
In Overtime:	1-0
When Outrushing the Opponent:	9-0
With 35 or More Rushing Attempts:	8-2
With Less Than 30 Passing Attempts:	10-1
When Leading in Time of Possession:	8-1
When Trailing in Time of Possession:	3-2
On Turf:	10-2
On Grass:	1-1
When Leading in Takeaway/Turnover Ratio:	6-1
When Even in Takeaway/Turnover Ratio:	2-0
When Trailing in Takeaway/Turnover Ratio:	3-2
With an Individual 100-Yard Rusher:	8-0
With an Individual 200-Yard Passer:	2-1
250-Yard Passer:	2-0
With an Individual 100-Yard Receiver:	1-1
With an Individual Opponent 100-Yard Rusher:	3-3
With an Individual Opponent 200-Yard Passer:	5-0
250-Yard Passer:	3-0
With an Individual Opponent 100-Yard Receiver:	4-1



AL BORGES
Offensive Coordinator/QB



DARRELL FUNK
Offensive Line



FRED JACKSON
Running Backs



JEFF HECKLINSKI
Wide Receivers



DAN FERRIGNO
Special Teams/Tight Ends



GREG MATTISON
Defensive Coordinator



JERRY MONTGOMERY
Defensive Line



MARK SMITH
Linebackers



CURT MALLORY
Secondary



AARON WELLMAN
Strength and Conditioning

RECORD VERSUS OPPONENTS

Conf./Team	Record
Big Ten	
Illinois	1-1
Indiana	1-2
Iowa	0-2
Michigan	0-1
Michigan State	0-1
Minnesota	1-0
Nebraska	1-0
Northwestern	1-0
Ohio State	1-0
Purdue	1-2
Totals	7-9

MAC	
Akron	2-1
Bowling Green	0-3
Buffalo	2-1
Central Florida	1-0
Central Michigan	2-4
Eastern Michigan	5-2
Kent State	3-0
Miami	2-2
Northern Illinois	3-3
Ohio	0-1
Toledo	4-2
Western Michigan	5-2
Totals	29-21

Independent	
Navy	3-0
Notre Dame	1-0
Total	4-0

Mountain West	
Air Force	1-1
BYU	0-2
Colorado State	2-0
New Mexico	2-0
San Diego State	1-0
TCU	0-2
UNLV	1-1
Utah	0-2
Wyoming	1-1
Total	8-9

Big 12	
Missouri	0-3
Nebraska	0-1
Totals	0-4

Big East	
Boston College	0-2
Pittsburgh	0-1
Rutgers	0-1
Virginia Tech	1-0
Totals	1-4

ACC	
Boston College	0-1

SEC	
Alabama	0-1
Auburn	0-1
Total	0-2

Sun Belt	
Western Kentucky	2-0

PAC 12	
UCLA	0-1

WAC	
Idaho	0-1
New Mexico State	2-0
Utah State	1-0
Total	3-1

FCS	
Nicholls State	1-0
Southern Utah	1-0
Indiana State	1-0
North Dakota State	0-1
Northeastern	1-0
Totals	4-1
Totals	58-53

INDIVIDUAL CAREER BESTS

TOP STATISTICAL LEADERS

Rushing:

2012: Vincent Smith (13 carries, 33 yards, 2.5 avg., 0TD)
Career: Denard Robinson (556 carries; 3,256 yards, 5.9 avg., 36 TDs)

Passing:

2012: Denard Robinson (11-26, 200 yards, 1 TD, 2 Ints.)
Career: Denard Robinson (349-606; 5,131 yards, 41 TDs, 32 Ints.)

Receiving:

2012: Jeremy Gallon (4 for 107 yards, 26.8 avg., 0 TD)
Career: Roy Roundtree (125 for 1,736 yards, 13.8 avg., 12 TD)

Punt Returns:

2012: Jeremy Gallon (1 for 3 yards, 3.0 avg., 0 TD)
Career: Jeremy Gallon (30 for 238 yards, 7.9 avg., 0 TD)

Kickoff Returns:

2012: Dennis Norfleet (8 for 177 yards, 22.1 avg., 0 TD)
Career: Jeremy Gallon (30 for 635 yards, 21.2 avg., 0 TD)

Field Goals:

2012: Brendan Gibbons (0 for 0)
Career: Brendan Gibbons (14 for 22, long 43 yards)

Tackles:

2012: Thomas Gordon (9; 5 solos, 4 assists)
Career: Jordan Kovacs (274; 156 solos, 118 assists)

Tackles for Loss:

2012: Nathan Brink (1.5 for 2 yards)
Career: Jordan Kovacs (21 for 82 yards)

Sacks:

2012: Will Campbell (1.0 for 16 yards)
Career: Craig Roh (7.0 for 50 yards)

Interceptions:

2012:
Career: Jordan Kovacs (4 for 53 yards)

Pass Breakups:

2012: Jibreel Black (1)
Career: J.T. Floyd (16)

Vincent Smith

Attempts: 18, at Purdue (Nov. 13, 2010)
Yards: 166, vs. Delaware State (Oct. 17, 2009)
TDs: 2, vs. Bowling Green (Sept. 25, 2010)
Long: 56, at Indiana (Oct. 2, 2010)

Fitzgerald Toussaint

Attempts: 29, vs. Nebraska (Nov. 19, 2011)
Yards: 192, at Illinois (Nov. 12, 2011)
TDs: 2, 4 times, last vs. Ohio State (Nov. 26, 2011)
Long: 65, at Illinois (Nov. 12, 2011)

PASSING

Devin Gardner

Attempts: 10, vs. Bowling Green (Sept. 25, 2010)
Completions: 7, vs. Bowling Green (Sept. 25, 2010)
Yards: 85, vs. Bowling Green (Sept. 25, 2010)
TDs: 1, twice, last at Illinois (Nov. 12, 2011)
Long: 30, vs. Bowling Green (Sept. 25, 2010)

Denard Robinson

Attempts: 40, at Notre Dame (Sept. 11, 2010)
Completions: 24, at Notre Dame (Sept. 11, 2010)
Yards: 338, vs. Notre Dame (Sept. 10, 2011)
TDs: 4, vs. Notre Dame, Sept. 10, 2011)
Long: 77, vs. Notre Dame (Sept. 10, 2011)

RECEIVING

Drew Dileo

Catches: 2, twice, last vs. Ohio State (Nov. 26, 2011)
Yards: 32, vs. Ohio State (Nov. 26, 2011)
TDs: 1, twice, last vs. Minnesota (Oct. 1, 2011)
Long: 28, vs. Ohio State (Nov. 26, 2011)

Jeremy Gallon

Catches: 5, at Northwestern (Oct. 8, 2011)
Yards: 107, vs. Alabama (Sept. 1, 2012)
TDs: 1, 4 times, last vs. Nebraska (Nov. 19, 2011)
Long: 71, vs. Alabama (Sept. 1, 2012)

Devin Gardner

Catches: 1, twice, last vs. Alabama (Sept. 1, 2012)
Yards: 44, vs. Alabama (Sept. 1, 2012)
TDs: 1, vs. Alabama (Sept. 1, 2012)
Long: 44, vs. Alabama (Sept. 1, 2012)

Jeremy Jackson

Catches: 2, twice, last at Ohio State, (Nov. 27, 2010)
Yards: 31, at Ohio State (Nov. 27, 2010)
TDs: None
Long: 22, at Ohio State (Nov. 27, 2010)

Roy Roundtree

Catches: 10, vs. Purdue (Nov. 7, 2009)
Yards: 246, vs. Illinois (Nov. 6, 2010)
TDs: 2, vs. Illinois (Nov. 6, 2010)
Long: 76, at Illinois (Oct. 31, 2009)

Vincent Smith

Catches: 7, at Wisconsin (Nov. 14, 2009)
Yards: 54, at Wisconsin (Nov. 14, 2009)
TDs: 1, 6 times, last vs. Minnesota (Oct. 1, 2011)
Long: 28, vs. Minnesota (Oct. 1, 2011)

DEFENSE

Courtney Avery

Tackles: 7, vs. Wisconsin (Nov. 20, 2010)
Solos: 5, at Purdue (Nov. 13, 2010)
Asst: 4, vs. Wisconsin (Nov. 20, 2010)
TFLs: 1.0, vs. Nebraska (Nov. 19, 2011)

Sacks: 0.5, vs. Purdue (Oct. 29, 2011)
Int.: 1, twice, last vs. Ohio State (Nov. 26, 2011)
FR: 1, twice, last vs. Nebraska (Nov. 19, 2011)
PBUs: 2, vs. Bowling Green (Sept. 25, 2010)

Frank Clark

Tackles: 5, vs. Virginia Tech (Jan. 3, 2012)
Solos: 1, three times, last vs. Virginia Tech (Jan. 3, 2012)
Asst: 4, twice, vs. Virginia Tech (Jan. 3, 2012)
TFLs: 0.5, vs. Virginia Tech (Jan. 3, 2012)
Sacks: None
Int.: 1, vs. Virginia Tech (Jan. 3, 2012)
FR: None
PBUs: None

Blake Countess

Tackles: 8, vs. Virginia Tech (Jan. 3, 2012)
Solos: 6, vs. Virginia Tech (Jan. 3, 2012)
Asst: 3, at Michigan State (Oct. 15, 2011)
TFLs: 1, vs. Purdue (Oct. 29, 2011)
Sacks: None
Int.: None
FR: None
PBUs: 2, vs. Minnesota (Oct. 1, 2011)

Kenny Demens

Tackles: 13, vs. Wisconsin (Nov. 20, 2010)
Solos: 6, at Purdue (Nov. 13, 2010)
Asst: 8, twice, last at Iowa (Nov. 5, 2011)
TFLs: 1, 5 times, last at Illinois (Nov. 12, 2011)
Sacks: 1, twice, last at Illinois (Nov. 12, 2011)
Int.: None
FR: None
PBUs: 1, twice, last vs. Virginia Tech (Jan. 3, 2012)

J.T. Floyd

Tackles: 13, twice, last vs. Michigan State (Oct. 9, 2010)
Solos: 10, vs. Michigan State (Oct. 9, 2010)
Asst: 6, at Indiana (Oct. 2, 2010)
TFLs: 1, twice, last vs. Michigan State (Oct. 9, 2010)
Sacks: None
Int.: 1, 3 times, last at Illinois (Nov. 12, 2011)
FR: None
PBUs: 2, 3 times, last at Illinois (Nov. 12, 2011)

Cameron Gordon

Tackles: 15, at Indiana (Oct. 2, 2010)
Solos: 12, at Indiana (Oct. 2, 2010)
Asst: 5, twice, last vs. Illinois (Nov. 6, 2010)
TFLs: 1, twice, last at Ohio State (Nov. 27, 2010)
Sacks: None
Int.: 1, twice, last at Indiana (Oct. 2, 2010)
FR: 2, at Purdue (Nov. 13, 2010)
PBUs: 1, five times, last vs. Illinois (Nov. 6, 2010)

Thomas Gordon

Tackles: 9, twice, last vs. Alabama (Sept. 1, 2012)
Solos: 6, vs. San Diego State (Sept. 24, 2011)
Asst: 5, vs. Notre Dame (Sept. 10, 2011)
TFLs: 2, at Notre Dame (Sept. 11, 2010)
Sacks: 1, twice (last at Penn State, Oct. 30, 2010)
Int.: 1, vs. Eastern Michigan (Sept. 17, 2011)
FR: 1, 4 times, last at Illinois (Nov. 12, 2011)
PBUs: 1, twice, last at Illinois (Nov. 12, 2011)

Brandin Hawthorne

Tackles: 10, vs. Eastern Michigan (Sept. 17, 2011)
Solos: 7, vs. Eastern Michigan (Sept. 17, 2011)
Asst: 5, at Northwestern (Oct. 8, 2011)
TFLs: 1, twice, last vs. Eastern Michigan (Sept. 17, 2011)
Sacks: 1, vs. Purdue (Oct. 29, 2011)
Int.: 1, at Northwestern (Oct. 8, 2011)
FR: None
PBUs: 1, vs. Notre Dame (Sept. 17, 2011)

Jordan Kovacs

Tackles: 17, twice, (last at Ohio State, Nov. 27, 2010)
 Solos: 9, at Ohio State (Nov. 27, 2010)
 Asst: 10, at Michigan State (Oct. 3, 2009)
 TFLs: 2.5, twice, last vs. Iowa (Oct. 16, 2010)
 Sacks: 2, vs. Western Michigan (Sept. 3, 2011)
 Int.: 1, 3 times, last at Ohio State (Nov. 27, 2010)
 FR: 1, twice, last at Michigan State (Oct. 15, 2011)
 PBUs: 1, twice, last vs. Western Michigan (Sept. 3, 2011)

Desmond Morgan

Tackles: 10, twice, last vs. Virginia Tech (Jan. 3, 2012)
 Solos: 5, vs. Virginia Tech (Jan. 3, 2012)
 Asst: 8, vs. Alabama (Sept. 1, 2012)
 TFLs: 1.5, twice, last vs. Virginia Tech (Jan. 3, 2012)
 Sacks: 1, vs. Ohio State (Nov. 26, 2011)
 Int.: None
 FR: 1, at Michigan State (Oct. 15, 2011)
 PBUs: 1, at Iowa (Nov. 5, 2011)

Craig Roh

Tackles: 7, vs. Eastern Michigan (Sept. 19, 2009)
 Solos: 5, vs. Illinois (Nov. 6, 2010)
 Asst: 5, vs. Eastern Michigan (Sept. 19, 2009)
 TFLs: 2, 5 times, last at Michigan State (Oct. 15, 2011)
 Sacks: 1, 4 times, last at Iowa (Nov. 5, 2011)
 Int.: 1, vs. Eastern Michigan (Sept. 19, 2009)
 FR: None
 PBUs: 2, at Michigan State (Oct. 3, 2009)

Jake Ryan

Tackles: 7, vs. Virginia Tech (Jan. 3, 2012)
 Solos: 6, vs. Virginia Tech (Jan. 3, 2012)
 Asst: 4, vs. Alabama (Sept. 1, 2012)
 TFLs: 4, vs. Virginia Tech (Jan. 3, 2012)
 Sacks: 1, twice, last vs. Virginia Tech (Jan. 3, 2012)
 Int.: None
 FR: 2, vs. San Diego State (Sept. 24, 2011)
 PBUs: None

PUNT RETURNS**Drew Dileo**

Returns: 1, 3 times, last vs. Eastern Michigan (Sept. 17, 2011)
 Yards: 15, vs. Bowling Green (Sept. 25, 2010)
 TDs: None
 Long: 15, vs. Bowling Green (Sept. 25, 2010)

Jeremy Gallon

Returns: 4, twice, last vs. Nebraska (Nov. 19, 2011)
 Yards: 62, at Illinois (Nov. 12, 2011)
 TDs: None
 Long: 32, at Illinois (Nov. 12, 2011)

KICK RETURNS**Drew Dileo**

Returns: 6, at Ohio State (Nov. 27, 2010)
 Yards: 118, at Ohio State (Nov. 27, 2010)
 TDs: None
 Long: 34, vs. Wisconsin (Nov. 20, 2010)

Jeremy Gallon

Returns: 7, vs. Illinois (Nov. 6, 2010)
 Yards: 139, vs. Illinois (Nov. 6, 2010)
 TDs: None
 Long: 47, at Penn State (Oct. 30, 2010)

Dennis Norfleet

Returns: 8, vs. Alabama (Sept. 1, 2012)
 Yards: 177, vs. Alabama (Sept. 1, 2012)
 TDs: None
 Long: 33, vs. Alabama (Sept. 1, 2012)

Vincent Smith

Returns: 5, vs. Notre Dame (Sept. 10, 2011)
 Yards: 98, vs. Notre Dame (Sept. 10, 2011)
 TDs: None
 Long: 24, vs. Notre Dame (Sept. 10, 2011)

KICKING**Brendan Gibbons**

Points: 16, vs. Minnesota (Oct. 1, 2011)
 FG Att.: 3, twice, last vs. Virginia Tech (Jan. 3, 2012)
 FG Made: 3, twice, last vs. Virginia Tech (Jan. 3, 2012)
 PATs: 7, vs. Minnesota (Oct. 1, 2011)
 Long FG: 43, vs. Ohio State (Nov. 26, 2011)

Will Hagerup

Punts: 9, at Notre Dame (Sept. 11, 2010)
 Yards: 353, vs. Alabama (Sept. 1, 2012)
 Average: 51.0, vs. Connecticut (Sept. 4, 2010)
 50+: 4, vs. Alabama (Sept. 1, 2012)
 I-20: 3, at Michigan State, Oct. 15, 2011)
 Long: 72, at Purdue (Nov. 13, 2010)

Matt Wile

Punts: 5, vs. Notre Dame (Sept. 10, 2011)
 Yards: 196, vs. San Diego State (Sept. 24, 2011)
 Average: 49.0, vs. San Diego State (Sept. 24, 2011)
 50+: 1, vs. San Diego State (Sept. 24, 2011)
 I-20: 2, vs. San Diego State (Sept. 24, 2011)
 Long: 51, vs. San Diego State (Sept. 24, 2011)

MICHIGAN STADIUM



Top 5 College Football Stadiums

School	Stadium	Capacity
Michigan	Michigan	109,901
Penn State	Beaver	106,572
Tennessee	Neyland	102,455
Ohio State	Ohio	102,329
Alabama	Bryant-Denny	101,821

Top 10 Stadium Crowds

Game	Year	Attendance
Notre Dame	2011	114,804*
Ohio State	2011	114,132
Nebraska	2011	113,718
Connecticut	2010	113,090
Michigan State	2010	113,065
Iowa	2010	112,784
Wisconsin	2010	112,276
Ohio State	2003	112,118
Purdue	2011	112,115
Notre Dame	2003	111,726

* NCAA single-game record.

The football program is in its 86th season in the "Big House" in 2012, with a 392-120-15 all-time record at Michigan Stadium. The largest college football stadium in the country, it was completed in 1927 at a cost of \$950,000, initially seating 72,000 fans. Michigan won the first game played at Michigan Stadium, defeating Ohio Wesleyan, 33-0, on Oct. 1, 1927. The stadium was officially dedicated on Oct. 22, 1927, with a 21-0 shutout over Ohio State.

Since that inaugural season, the capacity of Michigan Stadium has increased nine times to its present 109,901. The Wolverines have led the nation in attendance 37 times in the past 38 years, and reestablished the NCAA single-game attendance record at 114,804 fans against Notre Dame in the first night game ever in Michigan Stadium. The previous mark was 113,090 fans against Connecticut during the 2010 rededication of Michigan Stadium.

Michigan has drawn crowds of 100,000-plus for 238 consecutive games. On football Saturdays in Ann Arbor, Michigan Stadium ranks as the fourth-largest "city" in the state of Michigan.

The Wolverines drew 897,431 fans for their eight-game home schedule in 2011. The eight-game average of 112,179 broke Michigan's NCAA record of 111,825 fans per contest set during the 2010 season.

Michigan Stadium was the only college-owned football facility with a video scoreboard above both end zones. It was also the first stadium to use electronic scoreboards for official time when, in 1930, two were installed.

CAPACITY: 109,901 -- the largest college-owned structures of its kind designed solely for football -- closer to the playing field with no running track -- no posts or other obstructions.

COMPLETION: 1927 --- at a cost in excess of \$950,000 to seat 72,000 spectators. Capacity raised to 84,401 by addition of temporary wooden bleachers until 1949 when permanent steel stands replaced the wooden bleachers, increasing the capacity to 97,239. Seating capacity then raised to 101,001 in 1956, 101,701 in 1973, 102,501 in 1992 and 107,501 in 1998.

FIRST GAME: October 1, 1927 -- Michigan led by Captain Bennie Oosterbaan, defeated Ohio Wesleyan, 33-0. LaVerne (Kip) Taylor, Michigan end, scored first in the stadium on a 28-yard pass from halfback Louis Gilbert.

DEDICATION GAME: October 22, 1927 -- Michigan defeated Ohio State, 21-0.

REDEDICATION GAME: September 4, 2010 -- Michigan defeated Connecticut, 30-10.

ATTENDANCE: Since 1927 -- 44,501,581 fans have watched the Wolverines play 527 games. Stadium attendance record of 106,982 set Nov. 22, 1997 against Ohio State. Since expansion of the "Big House" in 1998, and the rededication in 2010, the single-game attendance record is 114,804 set against Notre Dame on Sept. 10, 2011. The NCAA season record of 897,431 set in 2011.

FIELD: 360 x 160 feet -- Installed new FieldTurf in 2010. The original FieldTurf surface was installed in 2003, returning Michigan to an artificial surface for the first time since the 1990 season. Installed Prescription Athletic Turf in 1991, giving Michigan its first natural grass field since 1968. Field was also lowered 3-1/2 feet allowing better sightlines for those seated in the lower rows.

Michigan Stadium Milestone Games

No.	Date	Opponent	Result	Score
1	Oct. 1, 1927	Ohio Wesleyan	W	33-0
50	Nov. 2, 1935	Pennsylvania	W	16-6
100	Sept. 15, 1945	Great Lakes	W	27-2
200	Oct. 14, 1961	Michigan State	L	0-28
250	Oct. 11, 1969	Purdue	W	31-20
300	Sept. 24, 1977	Navy	W	14-7
400	Sept. 11, 1993	Notre Dame	L	23-27
500	Sept. 27, 2008	Wisconsin	W	27-25

No.	Date	Opponent	Score
1	Oct. 1, 1927	Ohio Wesleyan	33-0
50	Sept. 27, 1941	Michigan State	19-7
100	Oct. 11, 1952	Indiana	28-13
200	Oct. 18, 1975	Northwestern	69-0
250	Oct. 27, 1984	Illinois	26-18
300	Aug. 26, 1995	Virginia	18-17
350	Oct. 25, 2003	Purdue	31-3

Stadium	Years	Games	Win	Loss	Tie	Capacity (Yr)
Ann Arbor Sites	1883-1892	18	17	1	0	
Regents Field	1893-1905	92	87	2	3	400 (1893) 800 (1896)
Ferry Field	1906-1926	104	88	14	2	18,000 (1906) 25,000 (1914) 40,000 (1921) 46,000 (1926)
Michigan Stadium	1927-2011	527	392	120	15	72,000 (1927) 84,401 (1927) 85,753 (1928) 97,239 (1949) 101,001 (1956) 101,701 (1973) 102,501 (1992) 107,501 (1998) 106,201 (2008) 109,901 (2010)
Total Ann Arbor Record		741	584	137	20	
In Detroit	1879-1901	18	12	5	1	
Total Home Record		759	596	142	21	

The football program has played 238 consecutive home games in front of crowds in excess of 100,000. The last time Michigan did not have 100,000 in attendance in Michigan Stadium was on Oct. 25, 1975 vs. Indiana. A crowd of 93,857 was on hand for the 55-7 Michigan victory.

Since then, Michigan has set numerous NCAA attendance marks and the Wolverines have led the nation for 37 of the past 38 seasons in attendance.



**GAME 1:
Michigan vs. Alabama**
Cowboys Stadium
September 1, 2012
90,413

	1st	2nd	3rd	4th	FINAL
Michigan.....	0	7	7	0	14
Alabama.....	21	10	3	7	41

ARLINGTON, Texas -- The eighth-ranked University of Michigan football team was unable to overcome a 31-point first-half deficit, falling 41-14 to the second-ranked University of Alabama in the 2012 Cowboys Classic held Saturday evening (Sept. 1) at Cowboys Stadium. The announced crowd of 90,413 fans was the largest for a collegiate game in Cowboys Stadium history.

Senior co-captain and quarterback Denard Robinson (Deerfield, Fla./Deerfield Beach HS) completed 11-of-26 passes for 200 yards and tossed one touchdown. He added 27 rushing yards on 10 carries and scored the team's first points on a six-yard TD run.

Senior/junior wide receiver Jeremy Gallon (Apopka, Fla./Apopka HS) caught four passes for a career-best 107 yards in the contest, including a 71-yard career-long catch on Michigan's first scoring drive of 2012. It was Gallon's first career 100-yard receiving game.

Senior/junior safety Thomas Gordon (Detroit, Mich./Cass Technical HS) led the defensive effort, tying a career high with nine tackles and adding a forced fumble. Senior co-captain and safety Jordan Kovacs (Curtice, Ohio/Clay HS) chipped in eight stops and one tackle for loss.

The Crimson Tide scored touchdowns on three consecutive first-quarter possessions to open up a 21-0 lead on the Wolverines. Quarterback A.J. McCarron tossed a pair of touchdown passes on the first two scoring drives, finding tight end Michael Williams for a two-yard touchdown and DeAndrew White for a 51-yard score. Alabama reached the end zone for the third time as Eddie Lacy ran nine yards over left tackle at 1:42 of the opening stanza.

Alabama added to its lead with 10 points in the second quarter. Kicker Jeremy Shelley connected on a 22-yard field goal at 9:53, and linebacker C.J. Mosley intercepted a third-down pass from Robinson and returned it 16 yards for the touchdown at 4:25.

Michigan chipped into the deficit as Robinson kept the ball and ran six yards behind the left side across the goal line. The Wolverines reached Crimson Tide territory as Robinson tossed a perfect strike to Gallon that covered 71 yards to the Alabama one-yard line. The

Wolverines were called for too many men in the huddle on first down, moving the ball back to the six-yard line. Robinson scored his 36th career rushing touchdown on the first-down play following the penalty. The three-play, 75-yard drive took 2:05.

Alabama increased its lead to 34-7 with a 51-yard field goal by kicker Cade Foster at 2:34 of the third quarter.

The Wolverines continued to fight back as Robinson threw a 44-yard touchdown pass to junior wide receiver Devin Gardner (Detroit, Mich./Inkster HS) with 14 seconds left in the third quarter. The receiving touchdown was the first of Gardner's career and just his second reception. The five-play, 86-yard drive took 2:20.

Alabama running back T.J. Yeldon added a one-yard rushing touchdown with 5:32 remaining to put the Crimson Tide ahead by the game's final score, 41-14.

Michigan returns to Ann Arbor for its 2012 home opener against Air Force on Saturday (Sept. 8). The Wolverines and Falcons will kick off at 3:30 p.m. EDT on ABC.

SCORING SUMMARY

First Quarter

- ALA: WILLIAMS 2 yd reception (SHELLEY kick)
- ALA: WHITE 51 yd reception (SHELLEY kick)
- ALA: LACY 9 yd run (SHELLEY kick)

Second Quarter

- ALA: SHELLEY 22 yd field goal
- ALA: MOSLEY 16 yd interception return (SHELLEY kick)
- MICH: ROBINSON, D. 6 yd run (GIBBONS, B. kick)

Third Quarter

- ALA: FOSTER 51 yd field goal
- MICH: GARDNER, D. 44 yd reception (GIBBONS, B. kick)

Fourth Quarter

- ALA: YELDON 1 yd run (SHELLEY kick)

TEAM STATISTICS

Category	U-M	ALA
FIRST DOWNS	11	21
RUSHES-YARDS (NET)	29-69	42-247
PASSING YDS (NET)	200	199
Passes Att-Comp-Int	27-11-3	21-11-0
TOTAL OFFENSE	56-269	63-446
Fumble Returns-Yards	1-1	0-0
Punt Returns-Yards	1-3	4-56
Kickoff Returns-Yards	8-177	0-0
Interceptions-Yards	0-0	3-51
Punts (Number-Avg)	6-51.3	4-47.0
Fumbles-Lost	0-0	1-1
Penalties-Yards	8-99	7-55
Possession Time	28:34	31:26
Third-Down Conv.	3 of 12	3 of 10
Fourth-Down Conv.	0 of 1	0 of 0
Red-Zone	1-1	4-4

INDIVIDUAL STATISTICS

RUSHING: ALABAMA - YELDON 11-116; FOWLER 8-67; LACY 9-45; HART 9-19; DRAKE 1-2
MICH-SMITH, Vincent 13-33; ROBINSON, Denard 10-27; RAWLS, Thomas 6-9.

PASSING: ALABAMA-McCARRON 11-21-0-199.
MICH-ROBINSON, Denard 11-26-2.

RECEIVING: ALABAMA - NORWOOD 3-53; BELL 2-26; WHITE 1-51; YELDON 1-26; JOHNSON 1-16; COOPER 1-15; LACY 1-10; WILLIAMS 1-2. **MICH** - GALLON, Jeremy 4-107, ROUNDTREE, Roy 2-12; SMITH, Vincent 2-11; GARDNER, Devin 1-44; DILEO, Drew - 1-20; KWIATKOWSKI, Mike 1-6.