

**University of Michigan Basketball
History & Record Book**

Updated as of March 24, 2014

All-Time Records

Career Records | Players

GAMES PLAYED

1.	Jordan Morgan, 2011-present	140
2.	Stu Douglass, 2008-12	136
3.	Loy Vaught, 1986-90	135
4.	Zack Novak, 2009-12	134
	Glen Rice, 1986-89	134
6.	Courtney Sims, 2004-07	133
7.	DeShawn Sims, 2007-10	132
	Michael Griffin, 1987-90	132
	Louis Bullock*, 1996-99	132
10.	Dion Harris, 2004-07	131
11.	Jimmy King, 1992-95	130
12.	Ron Coleman, 2005-07	129
	Gary Grant, 1985-88	129
14.	Antoine Joubert, 1984-87	127
15.	Maceo Baston, 1995-98	126
	Eric Riley, 1990-93	126
17.	Ray Jackson, 1992-95	125
	Travis Conlan, 1995-98	125
19.	Matt Vogrich, 2010-13	124
	Richard Rellford, 1983-86	124
21.	Roy Tarpley, 1983-86	122
22.	Josh Asselin, 1998-2001	121
	Butch Wade, 1983-86	121
24.	Lester Abram, 2003-07	120
	Bernard Robinson Jr., 2001-04	120
26.	Brent Petway, 2004-07	119
	Graham Brown, 2003-06	119
28.	Chris Young, 1999-2002	117
	Michael Talley, 1990-93	117
	Rob Pelinka, 1990-93	117
31.	Jevohn Shepherd, 2006-09	116
	Steve Grote, 1974-77	116
33.	Dugan Fife, 1993-96	115
	LaVell Blanchard, 2000-03	115
35.	Mark Hughes, 1986-89	114
	Mike McGee, 1978-81	114
	Gavin Groninger, 2000-03	114
38.	Robert Henderson, 1983-86	113
	Leon Jones, 1999-2002	113
	Dave Baxter, 1975-78	113
41.	Alan Hardy, 1976-79	112
42.	Garde Thompson, 1984-87	111
	Thad Garner, 1979-82	111
44.	Daniel Horton, 2003-06	110
45.	Paul Heurman, 1978-81	109
	Joel Thompson, 1975-78	108
47.	Tim Hardaway Jr., 2011-13	107
48.	Ike Person, 1980-83	106
	Marty Bodnar, 1978-81	106
50.	Tom Staton, 1975-79	105
	Chris Hunter, 2003-06	105
52.	Dan Pelekoudas, 1981-84	104
53.	Terry Mills, 1988-90	102
	Peter Vignier, 1997-2000	102
	Jalen Rose, 1992-94	102
	Leslie Rockymore, 1982-85	102
57.	Rumeal Robinson, 1988-90	100
	John Johnson, 1978-81	100
	Juwan Howard, 1992-94	100
	Sherrod Harrell, 2003-06	100

STARTS

1.	Louis Bullock*, 1996-99	129
2.	Gary Grant, 1985-88	128
3.	Zack Novak, 2009-12	122
4.	Jordan Morgan, 2011-present	120
5.	Jimmy King, 1992-95	117
6.	Antoine Joubert, 1984-87	115
7.	Mike McGee, 1978-81	112
8.	Courtney Sims, 2004-07	111
	Richard Rellford, 1983-86	111
10.	LaVell Blanchard, 2000-03	108
	Steve Grote, 1974-77	108
12.	Tim Hardaway Jr., 2011-13	107
13.	Lester Abram, 2003-07	106
	Graham Brown, 2003-06	106
	Daniel Horton, 2003-06	106
16.	Bernard Robinson Jr., 2001-04	104
17.	Ray Jackson, 1992-95	103
18.	Terry Mills, 1988-90	101
	Jalen Rose, 1992-94	101
	Glen Rice, 1986-89	101

SCORING

1.	Glen Rice, 1986-89	2,442
2.	Mike McGee, 1978-81	2,439
*	Louis Bullock*, 1996-99	2,224
4.	Gary Grant, 1985-88	2,222
5.	Cazzie Russell, 1964-66	2,164
6.	LaVell Blanchard, 2000-03	1,818
7.	Rudy Tomjanovich, 1968-70	1,808
8.	Jalen Rose, 1992-94	1,788
9.	Bill Buntin, 1963-65	1,725
10.	Manny Harris, 2008-10	1,668
11.	Henry Wilmore, 1971-73	1,652
12.	Daniel Horton, 2003-06	1,614
13.	Roy Tarpley, 1983-86	1,601
14.	Dion Harris, 2004-07	1,599
15.	Antoine Joubert, 1984-87	1,594
16.	DeShawn Sims, 2007-10	1,584
17.	Jimmy King, 1992-95	1,542
18.	Tim Hardaway Jr., 2011-13	1,532
19.	Juwan Howard, 1992-94	1,526
20.	Bernard Robinson Jr., 2001-04	1,505
21.	Phil Hubbard, 1976-79	1,455
22.	Loy Vaught, 1987-90	1,451
23.	Rumeal Robinson, 1988-90	1,446
24.	Terry Mills, 1988-90	1,405
25.	John Tidwell, 1959-61	1,386
26.	Maceo Baston, 1995-98	1,340
27.	Steve Grote, 1974-77	1,330
28.	Courtney Sims, 2004-07	1,329
29.	Lester Abram, 2002-07	1,274
30.	Ray Jackson, 1992-95	1,262
*	Maurice Taylor*, 1995-97	1,262
32.	Eric Turner, 1982-84	1,251
33.	Trey Burke (2012-13)	1,231
34.	Dennis Stewart, 1967-69	1,224
*	Chris Webber*, 1992-93	1,218
35.	Richard Rellford, 1983-86	1,211
*	Robert Traylor*, 1996-98	1,210
38.	Rickey Green, 1976-77	1,184
39.	Ron Kramer, 1955-57	1,119
40.	M.C. Burton, 1957-59	1,115
41.	Zack Novak, 2009-12	1,082
	Campy Russell, 1973-74	1,082
43.	George Lee, 1957-59	1,043
44.	John Robinson, 1974-77	1,040
45.	Thad Garner, 1979-82	1,039
46.	Nik Stauskas, 2013-present	1,022
47.	Don Eaddy, 1952-55	1,012
48.	Wayman Britt, 1973-76	1,000

SCORING AVERAGE

1.	Cazzie Russell, 1964-66	27.1
2.	Rudy Tomjanovich, 1968-70	25.1
3.	Henry Wilmore, 1971-73	23.6
4.	Bill Buntin, 1963-65	21.8
5.	Mike McGee, 1978-81	21.3
6.	Campy Russell, 1973-74	21.1
7.	John Tidwell, 1959-61	20.0
8.	Rickey Green, 1976-77	19.7
9.	Glen Rice, 1986-89	18.2
10.	Jalen Rose, 1992-94	17.9

REBOUNDS (since 1958)

1.	Rudy Tomjanovich, 1968-70	1,039
2.	Bill Buntin, 1963-65	1,037
3.	Loy Vaught, 1988-90	993
4.	Phil Hubbard, 1976-78, '79	979
5.	Roy Tarpley, 1983-86	953
6.	Glen Rice, 1986-89	859
7.	LaVell Blanchard, 2000-03	845
8.	M.C. Burton, 1957-59	831
9.	Maceo Baston, 1995-98	830
10.	Oliver Darden, 1964-66	757
11.	Juwan Howard, 1992-94	745
*	Robert Traylor*, 1996-98	745
13.	DeShawn Sims, 2007-10	728
	Courtney Sims, 2004-07	728
15.	Jordan Morgan, 2011-present	707
*	Chris Webber*, 1992-93	702
17.	Tom Cole, 1961-63	684
18.	Terry Mills, 1988-90	681
19.	Butch Wade, 1983-86	678
20.	Cazzie Russell, 1964-66	676
21.	Eric Riley, 1990-93	652
22.	Bernard Robinson Jr., 2001-04	640
23.	Graham Brown, 2003-06	632
24.	Ken Brady, 1971-73	617
25.	Zack Novak, 2009-12	609
	C.J. Kupec, 1973-75	609
27.	John Robinson, 1975-77	603
28.	Thad Garner, 1979-82	602
*	Maurice Taylor*, 1995-97	599
30.	Dennis Stewart, 1967-69	595
31.	Josh Asselin, 1998-2001	592
32.	Ray Jackson, 1992-95	578
33.	Henry Wilmore, 1971-73	573
34.	Manny Harris, 2008-10	559
35.	Brent Petway, 2004-07	555
36.	Tregoning, Larry, 1963-65	536
37.	Jimmy King, 1992-95	535
38.	Campy Russell, 1973-74	531
39.	Mike McGee, 1978-81	530
40.	Ernest Johnson, 1971-73	523
41.	Chris Young, 1998-2002	515
42.	John Harris, 1962-63	502

REBOUND AVERAGE (since 1958)

1.	Rudy Tomjanovich, 1968-70	14.43
2.	Bill Buntin, 1963-65	13.13
3.	M.C. Burton, 1957-59	12.59
4.	Phil Hubbard, 1976-78, '79	11.13
5.	John Harris, 1961-63	10.62
6.	Campy Russell, 1973-74	10.41
*	Chris Webber*, 1992-93	10.03
8.	Ken Brady, 1971-73	9.95
9.	Tom Cole, 1961-63	9.50
10.	Scott Maentz, 1960-61	9.36

Career Records | Players

FIELD GOALS MADE

1.	Mike McGee, 1978-81	1010
2.	Glen Rice, 1986-89	1002
3.	Gary Grant, 1985-88	896
4.	Cazzie Russell, 1964-66	839
5.	Rudy Tomjanovich, 1968-70	766
*	Louis Bullock*, 1996-99	690
7.	Bill Buntin, 1963-65	670
8.	Antoine Joubert, 1984-87	640
9.	DeShawn Sims, 2007-10	633
10.	Jalen Rose, 1992-94	629

FIELD GOAL ATTEMPTS (since 1955)

1.	Mike McGee, 1978-81	2,078
2.	Glen Rice, 1986-89	1,761
3.	Gary Grant, 1985-88	1,696
4.	Cazzie Russell, 1964-66	1,660
*	Louis Bullock*, 1996-99	1,615
6.	Rudy Tomjanovich, 1968-70	1,599
7.	LaVell Blanchard, 2000-03	1,434
8.	Bill Buntin, 1963-65	1,426
9.	Antoine Joubert, 1984-87	1,404
10.	Dion Harris, 2004-07	1,393

FIELD GOAL PERCENTAGE (since 1955)

(minimum 300 attempts)		
1.	Jordan Morgan, 2011-present	62.71%
2.	Maceo Baston, 1995-98	62.67%
3.	Loy Vaught, 1987-90	61.70%
4.	Chris Young, 1999-2002	60.29%
5.	Brent Petway, 2004-07	60.21%
*	Chris Webber*, 1992-93	58.89%
6.	Courtney Sims, 2004-07	58.57%
7.	Graham Brown, 2003-06	57.81%
9.	Glen Rice, 1986-89	56.90%
*	Robert Traylor*, 1996-98	56.56%

THREE-POINT FIELD GOALS MADE (since 1986)

*	Louis Bullock*, 1996-99	339
2.	Dion Harris, 2004-07	268
3.	Daniel Horton, 2003-06	233
4.	Zack Novak, 2009-12	213
5.	Stu Douglass, 2009-12	205
6.	Tim Hardaway Jr., 2011-13	202
7.	LaVell Blanchard, 2000-03	189
8.	Nik Stauskas, 2013-present	167
9.	Robbie Reid, 1998-99	160
10.	Manny Harris, 2008-10	142

THREE-POINT FIELD GOAL ATTEMPTS (since 1986)

*	Louis Bullock*, 1996-99	802
2.	Dion Harris, 2004-07	755
3.	Daniel Horton, 2003-06	651
4.	Stu Douglass, 2009-12	603
5.	Zack Novak, 2009-12	591
6.	Tim Hardaway Jr., 2011-13	589
7.	LaVell Blanchard, 2000-03	485
8.	Manny Harris, 2008-10	447
9.	Robbie Reid, 1998-99	397
10.	Nik Stauskas, 2013-present	375

THREE-POINT FIELD GOAL PERCENTAGE (since 1986)

1.	Garde Thompson, 1984-87	48.08%
2.	Glen Rice, 1986-89	48.04%
3.	Gary Grant, 1985-88	46.11%
4.	Sean Higgins, 1988-90	44.83%
5.	Nik Stauskas, 2013-present	44.53%
*	Louis Bullock*, 1996-99	42.27%
7.	Dommanic Ingerson, 2002	41.88%
8.	Rumeal Robinson, 1988-90	41.06%
9.	Voskuil, James, 1990-93	40.82%
10.	Robbie Reid, 1998-99	40.30%

FREE THROW MADE

*	Louis Bullock*, 1996-99	505
2.	Cazzie Russell, 1964-66	486
3.	Manny Harris, 2008-10	484
4.	Henry Wilmore, 1971-73	460
5.	Mike McGee, 1978-81	419
6.	Jalen Rose, 1992-94	406
7.	Maceo Baston, 1995-98	398
8.	Bill Buntin, 1963-65	385
9.	LaVell Blanchard, 2000-03	379
10.	Gary Grant, 1985-88	353

FREE THROW ATTEMPTS (since 1955)

1.	Maceo Baston, 1995-98	614
2.	Henry Wilmore, 1971-73	602
3.	Mike McGee, 1978-81	596
4.	Cazzie Russell, 1964-66	587
*	Louis Bullock*, 1996-99	587
6.	Manny Harris, 2008-10	585
7.	Jalen Rose, 1992-94	550
8.	Bill Buntin, 1963-65	512
9.	Rumeal Robinson, 1988-90	497
10.	LaVell Blanchard, 2000-03	466

FREE THROW PERCENTAGE (since 1955)

(minimum 150 attempts)		
*	Louis Bullock*, 1996-99	86.18%
2.	Lester Abram, 2003-07	82.93%
3.	Cazzie Russell, 1963-66	82.79%
4.	Manny Harris, 2008-10	82.74%
5.	Bernard Robinson Jr., 2001-04	81.36%
6.	LaVell Blanchard, 2000-03	81.33%
7.	Dion Harris, 2004-07	80.42%
8.	Glen Rice, 1985-89	79.74%
9.	Daniel Horton, 2003-06	79.56%
10.	M.C. Burton, 1957-59	79.28%

ASSISTS (since 1977)

1.	Gary Grant, 1985-88	731
2.	Rumeal Robinson, 1988-90	575
3.	Antoine Joubert, 1984-87	539
4.	Daniel Horton, 2003-06	484
5.	Travis Conlan, 1995-98	480
6.	Eric Turner, 1982-84	421
7.	Trey Burke, 2012-13	416
8.	Jalen Rose, 1992-94	401
9.	Dion Harris, 2004-07	398
10.	Manny Harris, 2008-10	366

ASSIST AVERAGE

1.	Rumeal Robinson, 1988-90	5.75
2.	Trey Burke, 2012-13	5.69
3.	Gary Grant, 1985-88	5.67
4.	Eric Turner, 1982-84	5.00
5.	Crawford, Jamal, 2000	4.47
6.	Daniel Horton, 2003-06	4.40
7.	Antoine Joubert, 1984-87	4.24
8.	Rickey Green, 1976-77	4.05
9.	Jalen Rose, 1992-94	3.93
10.	Avery Queen, 2001-02	3.80

STEALS (since 1977)

1.	Gary Grant, 1985-88	300
2.	Daniel Horton, 2003-06	187
	Jimmy King, 1992-95	187
4.	Bernard Robinson Jr., 2001-04	169
5.	Travis Conlan, 1995-98	167
6.	Rumeal Robinson, 1988-90	150
7.	Manny Harris, 2008-10	144
8.	Thad Garner, 1979-82	142
*	Louis Bullock*, 1996-99	137
10.	Dion Harris, 2004-07	135

STEAL AVERAGE

1.	Gary Grant, 1985-88	2.33
2.	Daniel Horton, 2003-06	1.70
3.	Rumeal Robinson, 1988-90	1.50
*	Chris Webber*, 1992-93	1.47
5.	Manny Harris, 2008-10	1.46
6.	Jimmy King, 1992-95	1.44
7.	Bernard Robinson Jr., 2001-04	1.41
8.	Thad Garner, 1979-82	1.28
9.	Jalen Rose, 1992-94	1.17
10.	Eric Turner, 1982-84	1.16

BLOCKS (since 1977)

1.	Roy Tarpley, 1983-86	251
2.	Courtney Sims, 2004-07	213
*	Chris Webber*, 1992-93	175
4.	Eric Riley, 1990-93	168
5.	Ekpe Udoh, 2006-08	159
6.	Brent Petway, 2004-07	146
7.	Maceo Baston, 1995-98	138
8.	Josh Asselin, 1998-2001	136
9.	Terry Mills, 1988-90	111
*	Robert Traylor*, 1996-98	97

BLOCK AVERAGE

*	Chris Webber*, 1992-93	2.50*
2.	Ekpe Udoh, 2006-08	2.37
3.	Roy Tarpley, 1983-86	2.06
4.	Courtney Sims, 2004-07	1.60
5.	Eric Riley, 1990-93	1.25
6.	Brent Petway, 2004-07	1.23
7.	Josh Asselin, 1998-2001	1.12
8.	Maceo Baston, 1995-98	1.10
9.	John Garris, 1979-80	1.09
10.	Terry Mills, 1988-90	1.09

MINUTES

1.	Zack Novak, 2009-12	4,357
2.	Louis Bullock*, 1996-99	4,356
3.	Gary Grant, 1985-88	4,231
4.	Dion Harris, 2004-07	4,200
5.	Jimmy King, 1992-95	4,120
6.	Glen Rice, 1986-89	4,069
7.	Antoine Joubert, 1984-87	3,960
8.	Mike McGee, 1978-81	3,941
9.	Stu Douglass, 2009-12	3,900
10.	Daniel Horton, 2003-06	3,697

MINUTE AVERAGE

1.	Trey Burke, 2012-13	35.7
2.	Eric Turner, 1982-84	35.3
3.	Jalen Rose, 1992-94	34.5
4.	Mike McGee, 1978-81	34.3
5.	Manny Harris, 2008-10	34.0
6.	Crawford, Jamal, 2000	33.9
7.	Daniel Horton, 2003-06	33.6
8.	Tim Hardaway Jr., 2011-13	33.3
9.	Bullock, Louis, 1996-99	33.0
10.	Robbie Reid, 1998-99	32.9

TURNOVER

1.	Gary Grant 1985-88	430
2.	Daniel Horton, 2003-06	371
3.	Bernard Robinson Jr., 2001-04	352
4.	Rumeal Robinson 1988-90	331
5.	Antoine Joubert, 1984-87	320
6.	Manny Harris, 2008-10	313
7.	Dion Harris, 2004-07	302
8.	Mike McGee 1978-81	279
9.	Maceo Baston 1995-98	278
10.	Louis Bullock*, 1996-99	267

FOULS

1.	Steve Grote, 19774-77	407
2.	Maceo Baston, 1995-98	393
3.	Loy Vaught, 1986-90	364
4.	Eric Riley, 1990-93	358
5.	Josh Asselin, 1998-01	356
6.	Gary Grant, 1985-88	347
7.	Zack Novak, 2009-12	342
8.	Phil Hubbard, 1976-79	338
9.	Michael Griffin, 1987-90	337
10.	Richard Rellford, 1983-86	333
	LaVell Blanchard, 2000-03	333

DISQUALIFICATIONS

1.	Steve Grote, 1974-77	25
	Josh Asselin, 1998-2001	25
3.	Maceo Baston, 1995-98	22
	Wayman Britt, 1973-76	22
	Phil Hubbard, 1976-79	22
6.	Dennis Stewart, 1967-69	16
	Eric Riley, 1990-93	16
	Dan Pelekoudas, 1981-84	16
9.	Loy Vaught, 1986-90	15
10.	Bill Buntin, 1963-65	14
	Mike McGee, 1978-81	14
	Roy Tarpley, 1983-86	14

Career Records | Milestone Clubs

1,000 POINTS & 1,000 REBOUNDS

1.	Bill Buntin, 1963-65	1,725	1037
2.	Rudy Tomjanovich, 1968-70	1,808	1039

1,000 POINTS & 500 REBOUNDS

1.	M.C. Burton, 1957-59	1,115	831
2.	Bill Buntin, 1963-65	1,725	1,037
3.	Cazzie Russell, 1964-66	2,164	676
4.	Dennis Stewart, 1967-69	1,224	595
5.	Rudy Tomjanovich, 1968-70	1,808	1,039
6.	Henry Wilmore, 1971-73	1,652	573
7.	Campy Russell, 1973-74	1,082	531
8.	John Robinson, 1974-77	1,040	607
9.	Phil Hubbard, 1976-79	1,455	979
10.	Mike McGee, 1978-81	2,439	530
11.	Thad Garner, 1979-82	1,039	602
12.	Roy Tarpley, 1983-86	1,601	953
13.	Glen Rice, 1986-89	2,442	859
14.	Loy Vaught, 1987-90	1,451	993
15.	Terry Mills, 1988-90	1,405	681
16.	Chris Webber*, 1992-93	1,218*	702*
17.	Juwan Howard, 1992-94	1,526	745
18.	Jimmy King, 1992-95	1,542	535
19.	Ray Jackson, 1992-95	1,262	578
20.	Maurice Taylor*, 1995-97	1,262*	599
21.	Maceo Baston, 1995-98	1,340	830
22.	Traylor, Robert, 1996-98	1,210*	735*
23.	LaVell Blanchard, 2000-03	1,818	845
24.	Bernard Robinson Jr., 2001-04	1,505	640
25.	Courtney Sims, 2004-07	1,329	728
26.	DeShawn Sims, 2007-10	1,584	728
27.	Manny Harris, 2008-10	1,668	559
28.	Zack Novak, 2009-12	1,082	609

500 POINTS & 500 REBOUNDS

1.	M.C. Burton, 1957-59	1,115	831
2.	Tom Cole, 1961-63	976	684
3.	Tregoning, Larry, 1963-65	692	536
4.	Bill Buntin, 1963-65	1,725	1037
5.	Cazzie Russell, 1964-66	2,164	676
6.	Oliver Darden, 1964-66	993	747
7.	Dennis Stewart, 1967-69	1,224	595
8.	Rudy Tomjanovich, 1968-70	1,808	1039
9.	Henry Wilmore, 1971-73	1,652	573
10.	Kenneth Brady, 1971-73	717	617
11.	Ernest Johnson, 1971-73	657	523
12.	Campy Russell, 1973-74	1,082	531
13.	C.J. Kupec, 1973-75	967	609
14.	John Robinson, 1974-77	1,040	607
15.	Phil Hubbard, 1976-79	1,455	979
16.	Mike McGee, 1978-81	2,439	530
17.	Thad Garner, 1979-82	1,039	602
18.	Roy Tarpley, 1983-86	1,601	953
19.	Butch Wade, 1983-86	674	678
20.	Glen Rice, 1986-89	2,442	859
21.	Loy Vaught, 1986-90	1,451	993
22.	Terry Mills, 1988-90	1,405	681
23.	Eric Riley, 1990-93	777	652
24.	Chris Webber*, 1992-93	1,218*	702*
25.	Juwan Howard, 1992-94	1,526	745
26.	Jimmy King, 1992-95	1,542	535
27.	Ray Jackson, 1992-95	1,262	578
28.	Maurice Taylor*, 1995-97	1,262*	599*
29.	Maceo Baston, 1995-98	1,340	830
30.	Robert Traylor*, 1996-98	1,210*	735*
31.	Josh Asselin, 1998-2001	879	592
32.	Chris Young, 1999-2002	788	515
33.	LaVell Blanchard, 2000-03	1,818	845
34.	Bernard Robinson Jr., 2001-04	1,505	640
35.	Graham Brown, 2003-06	618	632
36.	Courtney Sims, 2004-07	1,329	728
37.	Brent Petway, 2004-07	694	555
38.	DeShawn Sims, 2007-10	1,584	728
39.	Manny Harris, 2008-10	1,668	559
40.	Zack Novak, 2009-12	1,082	609
41.	Jordan Morgan, 2011-present	947	707

1,000 POINTS & 400 ASSISTS

Player	Points	Assists	
1.	Eric Turner, 1982-84	1,251	421
2.	Antoine Joubert, 1984-87	1,594	539
3.	Gary Grant, 1985-88	2,222	731
4.	Rumeal Robinson, 1988-90	1,446	575
5.	Jalen Rose, 1992-94	1,788	401
6.	Daniel Horton, 2003-06	1,614	484
7.	Trey Burke, 2011-13	1,231	416


1,000 POINTS & 100 STEALS


Player	Points	Steals	
1.	Thad Garner, 1979-82	1,037	135
2.	Gary Grant 1985-88	2,222	300
3.	Glen Rice, 1986-89	2,442	102
4.	Rumeal Robinson, 1988-90	1,446	150
5.	Chris Webber*, 1992-93	1,218*	103*
6.	Jalen Rose, 1992-94	1,788	119
7.	Jimmy King 1992-95	1,542	187
8.	Ray Jackson, 1992-95	1,262	119
9.	Robert Traylor*, 1996-98	1,210*	103*
10.	Louis Bullock*, 1996-99	2,224*	137*
11.	Bernard Robinson Jr., 2001-04	1,505	147
12.	Daniel Horton 2003-06	1,614	187
13.	Lester Abram, 2003-07	1,274	114
14.	Dion Harris, 2004-07	1,599	135
15.	Manny Harris, 2008-10	1,668	144
16.	DeShawn Sims, 2007-10	1,584	114


1,000 POINTS & 100 BLOCKS


Player	Points	Blocks	
1.	Roy Tarpley, 1983-86	1,601	251
2.	Chris Webber*, 1992-93	1,218*	175*
3.	Maceo Baston, 1995-98	1,338	139
4.	Courtney Sims, 2004-07	1,329	213


Career Records | The 500 Rebound Club


	Zack Novak		#25			
	YEAR	G	OFF	DEF	REB	AVG
	2008-09	34	33	87	120	3.5
	2009-10	31	43	89	132	4.3
	2010-11	35	30	173	203	5.8
	2011-12	34	42	112	154	4.5
609	TOTALS	134	148	461	609	4.5


	Henry Wilmore		#33			
	YEAR	G	OFF	DEF	REB	AVG
	1970-71	26	--	--	256	9.8
	1971-72	20	--	--	173	8.6
	1972-73	24	--	--	144	6.0
	573	TOTALS	70	--	--	573


	Chris Young		#41			
	YEAR	G	OFF	DEF	REB	AVG
	1998-99	31	34	71	105	3.4
	1999-2000	29	42	65	107	3.7
	2000-01	28	56	82	138	4.9
	2001-02	29	47	118	165	5.7
515	TOTALS	117	179	336	515	4.4


	C.J. Kupec		#25			
	YEAR	G	OFF	DEF	REB	AVG
	1972-73	22	--	--	69	3.1
	1973-74	27	--	--	313	11.6
	1974-75	27	--	--	227	8.4
	609	TOTALS	76	--	--	609


	Manny Harris		#34			
	YEAR	G	OFF	DEF	REB	AVG
	2007-08	32	34	101	135	4.2
	2008-09	35	62	175	237	6.8
	2009-10	31	57	130	187	6.0
	559	TOTALS	98	153	406	559


	John Robinson		#27			
	YEAR	G	OFF	DEF	REB	AVG
	1974-75	26	--	--	180	6.9
	1975-76	32	--	--	262	8.2
	1976-77	30	--	--	161	5.4
	603	TOTALS	88	--	--	603


	Brent Petway		#35			
	YEAR	G	OFF	DEF	REB	AVG
	2003-04	33	37	75	112	3.4
	2004-05	29	59	99	158	5.4
	2005-06	22	27	53	80	3.6
	2006-07	35	72	133	205	5.8
555	TOTALS	119	195	360	555	4.6


	Thad Garner		#28			
	YEAR	G	OFF	DEF	REB	AVG
	1978-79	24	--	--	55	2.3
	1979-80	30	--	--	200	6.7
	1980-81	30	--	--	167	5.6
	1981-82	27	--	--	180	6.7
602	TOTALS	111	--	--	602	5.4


	Larry Tregoning		#36			
	YEAR	G	OFF	DEF	REB	AVG
	1962-63	24	--	--	125	5.2
	1963-64	27	--	--	200	7.5
	1964-65	28	--	--	211	7.5
	536	TOTALS	79	--	--	536


	Maurice Taylor*		#29			
	YEAR	G	OFF	DEF	REB	AVG
	1994-95	31	65	93	158	5.1
	1995-96	32	89	134	223	7.0
	1996-97	35	84	134	218	6.2
	599	TOTALS	98	238	361	599


	Jimmy King		#37			
	YEAR	G	OFF	DEF	REB	AVG
	1991-92	34	33	79	112	3.3
	1992-93	36	58	101	159	4.4
	1993-94	29	49	60	109	3.8
	1994-95	31	48	107	155	5.0
535	TOTALS	130	188	347	535	4.1


	Dennis Stewart		#30			
	YEAR	G	OFF	DEF	REB	AVG
	1966-67	23	--	--	160	6.9
	1967-68	24	--	--	223	9.3
	1968-69	24	--	--	212	8.8
	595	TOTALS	71	--	--	595

	Campy Russell		#38				
	YEAR	G	OFF	DEF	REB	AVG	
	1972-73	24	--	--	231	9.6	
	1973-74	27	--	--	300	11.1	
	531	TOTALS	51	--	--	531	10.4

	Josh Asselin		#31			
	YEAR	G	OFF	DEF	REB	AVG
	1997-98	33	41	46	87	2.6
	1998-99	31	66	117	183	5.9
	1999-2000	29	55	100	155	5.3
	2000-01	28	56	111	167	6.0
592	TOTALS	121	218	374	592	4.9


	Mike McGee		#39			
	YEAR	G	OFF	DEF	REB	AVG
	1977-78	27	--	--	132	4.9
	1978-79	27	--	--	150	5.6
	1979-80	30	--	--	130	4.3
	1980-81	30	--	--	118	3.9
530	TOTALS	114	--	--	530	4.6

	Ray Jackson		#32			
	YEAR	G	OFF	DEF	REB	AVG
	1991-92	34	47	56	103	3.0
	1992-93	29	46	72	118	4.1
	1993-94	31	74	120	194	6.3
	1994-95	31	64	99	163	5.3
578	TOTALS	125	231	347	578	4.6


	Ernest Johnson		#40			
	YEAR	G	OFF	DEF	REB	AVG
	1970-71	23	--	--	120	5.2
	1971-72	24	--	--	220	9.2
	1972-73	24	--	--	183	7.6
	523	TOTALS	71	--	--	523

Career Records | Wolverine Stat Leaders


Field Goals Made


		Mike McGee				#1
YEAR	G	FG	FGA	PCT		
1977-78	27	217	439	49.43%		
1978-79	27	207	455	45.49%		
1979-80	30	277	584	47.43%		
1980-81	30	309	600	51.50%		
TOTALS	114	1010	2078	48.60%		
					1,010	


Field Goal Attempts


		Mike McGee				#1
YEAR	G	FG	FGA	PCT		
1977-78	27	217	439	49.43%		
1978-79	27	207	455	45.49%		
1979-80	30	277	584	47.43%		
1980-81	30	309	600	51.50%		
TOTALS	114	1010	2078	48.60%		
					2,078	


Field Goal Percentage


		Jordan Morgan				#1
YEAR	G	FG	FGA	PCT		
2010-11	35	141	225	62.67%		
2011-12	34	109	176	61.93%		
2012-13	36	71	123	57.72%		
2013-14	35	86	125	68.80%		
TOTALS	140	407	649	62.71%		
					62.71%	


		Glen Rice				#2
YEAR	G	FG	FGA	PCT		
1985-86	32	105	191	54.97%		
1986-87	31	226	402	56.22%		
1987-88	33	308	539	57.14%		
1988-89	37	363	629	57.71%		
TOTALS	133	1002	1761	56.90%		
					1,002	


		Glen Rice				#2
YEAR	G	FG	FGA	PCT		
1985-86	32	105	191	54.97%		
1986-87	31	226	402	56.22%		
1987-88	33	308	539	57.14%		
1988-89	37	363	629	57.71%		
TOTALS	133	1002	1761	56.90%		
					1,761	


		Maceo Baston				#2
YEAR	G	FG	FGA	PCT		
1994-95	30	89	132	67.42%		
1995-96	32	137	201	68.16%		
1996-97	34	115	201	57.21%		
1997-98	30	129	216	59.72%		
TOTALS	126	470	750	62.67%		
					62.67%	


		Gary Grant				#3
YEAR	G	FG	FGA	PCT		
1984-85	30	169	307	55.05%		
1985-86	33	172	348	49.43%		
1986-87	32	286	533	53.66%		
1987-88	34	269	508	52.95%		
TOTALS	129	896	1696	52.83%		
					896	


		Gary Grant				#3
YEAR	G	FG	FGA	PCT		
1984-85	30	169	307	55.05%		
1985-86	33	172	348	49.43%		
1986-87	32	286	533	53.66%		
1987-88	34	269	508	52.95%		
TOTALS	129	896	1696	52.83%		
					1,696	


		Loy Vaught				#2
YEAR	G	FG	FGA	PCT		
1986-87	32	68	122	55.74%		
1987-88	34	151	243	62.14%		
1988-89	37	201	304	66.12%		
1989-90	31	197	331	59.52%		
TOTALS	134	617	1000	61.70%		
					61.70%	


		Cazzie Russell				#4
YEAR	G	FG	FGA	PCT		
1963-64	27	260	507	51.28%		
1964-65	27	271	558	48.57%		
1965-66	26	308	595	51.76%		
TOTALS	80	839	1660	50.54%		
					839	


		Cazzie Russell				#4
YEAR	G	FG	FGA	PCT		
1963-64	27	260	507	51.28%		
1964-65	27	271	558	48.57%		
1965-66	26	308	595	51.76%		
TOTALS	80	839	1660	50.54%		
					1,660	


		Chris Young				#3
YEAR	G	FG	FGA	PCT		
1998-99	31	31	63	49.21%		
1999-2000	29	44	69	63.77%		
2000-01	28	89	139	64.03%		
2001-02	29	123	205	60.00%		
TOTALS	117	287	476	60.29%		
					60.29%	


		Rudy Tomjanovich				#5
YEAR	G	FG	FGA	PCT		
1967-68	24	211	447	47.20%		
1968-69	24	269	548	49.09%		
1969-70	24	286	604	47.35%		
TOTALS	72	766	1599	47.90%		
					766	


		Louis Bullock*				#5
YEAR	G	FG	FGA	PCT		
1995-96	32	132	332	39.76%		
1996-97	35	181	396	45.71%		
1997-98	34	182	411	44.28%		
1998-99	31	195	476	40.97%		
TOTALS	132	690	1615	42.72%		
					1,615	


		Brent Petway				#4
YEAR	G	FG	FGA	PCT		
2003-04	33	55	83	66.27%		
2004-05	29	87	152	57.24%		
2005-06	22	51	86	59.30%		
2006-07	35	93	154	60.39%		
TOTALS	119	286	475	60.21%		
					60.21%	


		Louis Bullock*				#6
YEAR	G	FG	FGA	PCT		
1995-96	32	132	332	39.76%		
1996-97	35	181	396	45.71%		
1997-98	34	182	411	44.28%		
1998-99	31	195	476	40.97%		
TOTALS	132	690	1615	42.72%		
					690	


		Rudy Tomjanovich				#6
YEAR	G	FG	FGA	PCT		
1967-68	24	211	447	47.20%		
1968-69	24	269	548	49.09%		
1969-70	24	286	604	47.35%		
TOTALS	72	766	1599	47.90%		
					1,599	


		Chris Webber*				#5
YEAR	G	FG	FGA	PCT		
1991-92	34	229	412	55.58%		
1992-93	36	281	454	61.89%		
TOTALS	70	510	866	58.89%		
					58.89%	


		Bill Buntin				#7
YEAR	G	FG	FGA	PCT		
1962-63	24	211	491	42.97%		
1963-64	27	238	481	49.48%		
1964-65	28	221	454	48.68%		
TOTALS	79	670	1426	46.98%		
					670	

		LaVell Blanchard				#7
YEAR	G	FG	FGA	PCT		
1999-2000	28	145	324	44.75%		
2000-01	28	173	391	44.25%		
2001-02	29	150	347	43.23%		
2002-03	30	157	372	42.20%		
TOTALS	115	625	1434	43.58%		
					1,434	

		Courtney Sims				#6
YEAR	G	FG	FGA	PCT		
2003-04	34	105	192	54.69%		
2004-05	31	118	200	59.00%		
2005-06	33	143	226	63.27%		
2006-07	35	143	251	56.97%		
TOTALS	133	509	869	58.57%		
					58.57%	


		antoine Joubert				#8
YEAR	G	FG	FGA	PCT		
1983-84	33	118	263	44.87%		
1984-85	29	160	358	44.69%		
1985-86	33	167	339	49.26%		
1986-87	32	195	444	43.92%		
TOTALS	127	640	1404	45.58%		
					640	

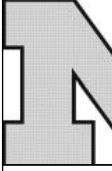
		Bill Buntin				#8
YEAR	G	FG	FGA	PCT		
1962-63	24	211	491	42.97%		
1963-64	27	238	481	49.48%		
1964-65	28	221	454	48.68%		
TOTALS	79	670	1426	46.98%		
					1,426	


		Graham Brown				#7
YEAR	G	FG	FGA	PCT		
2002-03	30	66	109	60.55%		
2003-04	34	62	120	51.67%		
2004-05	22	48	87	55.17%		
2005-06	33	72	113	63.72%		


Career Records | Wolverine Stat Leaders


3-Point Field Goals


	Louis Bullock* #1				
	YEAR	G	3FG	3FGA	PCT
	1995-96	32	70	182	38.46%
	1996-97	35	101	214	47.20%
	1997-98	34	93	207	44.93%
	1998-99	31	75	199	37.69%
	TOTALS	132	339	802	42.27%
339					


	Louis Bullock* #1				
	YEAR	G	3FG	3FGA	PCT
	1995-96	32	70	182	38.46%
	1996-97	35	101	214	47.20%
	1997-98	34	93	207	44.93%
	1998-99	31	75	199	37.69%
	TOTALS	132	339	802	42.27%
802					


	Garde Thompson #1				
	YEAR	G	3FG	3FGA	PCT
	1983-84	18	-	-	-
	1984-85	30	-	-	-
	1985-86	32	-	-	-
	1986-87	31	75	156	48.08%
	TOTALS	111	75	156	48.08%
48.08%					


	Dion Harris #2				
	YEAR	G	3FG	3FGA	PCT
	2003-04	34	58	170	34.12%
	2004-05	31	69	207	33.33%
	2005-06	31	69	177	38.98%
	2006-07	35	72	201	35.82%
	TOTALS	131	268	755	35.50%
268					


	Dion Harris #2				
	YEAR	G	3FG	3FGA	PCT
	2003-04	34	58	170	34.12%
	2004-05	31	69	207	33.33%
	2005-06	31	69	177	38.98%
	2006-07	35	72	201	35.82%
	TOTALS	131	268	755	35.50%
755					


	Glen Rice #2				
	YEAR	G	3FG	3FGA	PCT
	1985-86	32	--	--	--
	1986-87	32	3	12	25.00%
	1987-88	33	33	77	42.86%
	1988-89	37	99	192	51.56%
	TOTALS	134	135	281	48.04%
48.04%					


	Daniel Horton #3				
	YEAR	G	3FG	3FGA	PCT
	2002-03	30	74	216	34.26%
	2003-04	34	68	199	34.17%
	2004-05	13	20	56	35.71%
	2005-06	33	71	180	39.44%
TOTALS	110	233	651	35.79%	
233					


	Daniel Horton #3				
	YEAR	G	3FG	3FGA	PCT
	2002-03	30	74	216	34.26%
	2003-04	34	68	199	34.17%
	2004-05	13	20	56	35.71%
	2005-06	33	71	180	39.44%
TOTALS	110	233	651	35.79%	
651					


	Gary Grant #3				
	YEAR	G	3FG	3FGA	PCT
	1984-85	30	-	-	-
	1985-86	33	-	-	-
	1986-87	32	33	68	48.53%
	1987-88	34	44	99	44.44%
TOTALS	129	77	167	46.11%	
46.11%					

	Zack Novak #4				
	YEAR	G	3FG	3FGA	PCT
	2008-09	34	52	151	.344
	2009-10	31	44	144	.306
	2010-11	35	65	169	.385
	2011-12	34	52	127	.409
TOTALS	134	213	591	.360	
213					


	Stu Douglass #4				
	YEAR	G	3FG	3FGA	PCT
	2008-09	35	52	155	.335
	2009-10	32	52	158	.329
	2010-11	35	53	148	.358
	2011-12	34	48	142	.338
TOTALS	136	205	603	.340	
603					


	Sean Higgins #4				
	YEAR	G	3FG	3FGA	PCT
	1987-88	12	10	20	50.00%
	1988-89	34	51	110	46.36%
	1989-90	26	43	102	42.16%
	TOTALS	72	104	232	44.83%
44.83%					


	Stu Douglass #5				
	YEAR	G	3FG	3FGA	PCT
	2008-09	35	52	155	.335
	2009-10	32	52	158	.329
	2010-11	35	53	148	.358
	2011-12	34	48	142	.338
TOTALS	136	205	603	.340	
204					


	Zack Novak #5				
	YEAR	G	3FG	3FGA	PCT
	2008-09	34	52	151	.344
	2009-10	31	44	144	.306
	2010-11	35	65	169	.385
	2011-12	34	52	127	.409
TOTALS	134	213	591	.360	
591					


	Nik Stauskas #5				
	YEAR	G	3FG	3FGA	PCT
	2012-13	39	80	182	43.96%
	2013-14	34	87	193	45.08%
	TOTALS	73	167	375	44.53%
44.53%					


	Tim Hardaway Jr. #6				
	YEAR	G	3FG	3FGA	PCT
	2010-11	35	76	207	.367
	2011-12	34	53	187	.283
	2012-13	38	73	195	.374
	TOTALS	107	202	589	.343
202					


	Tim Hardaway Jr. #6				
	YEAR	G	3FG	3FGA	PCT
	2010-11	35	76	207	.367
	2011-12	34	53	187	.283
	2012-13	38	73	195	.374
	TOTALS	107	202	589	.343
589					


	Louis Bullock* #6				
	YEAR	G	3FG	3FGA	PCT
	1995-96	32	70	182	38.46%
	1996-97	35	101	214	47.20%
	1997-98	34	93	207	44.93%
	1998-99	31	75	199	37.69%
	TOTALS	132	339	802	42.27%
42.27%					


	LaVell Blanchard #7				
	YEAR	G	3FG	3FGA	PCT
	1999-2000	28	33	91	36.26%
	2000-01	28	49	120	40.83%
	2001-02	29	41	116	35.34%
	2002-03	30	66	158	41.77%
TOTALS	115	189	485	38.97%	
189					

	LaVell Blanchard #7				
	YEAR	G	3FG	3FGA	PCT
	1999-2000	28	33	91	36.26%
	2000-01	28	49	120	40.83%
	2001-02	29	41	116	35.34%
	2002-03	30	66	158	41.77%
TOTALS	115	189	485	38.97%	
485					

	Dommanic Ingerson #7				
	YEAR	G	3FG	3FGA	PCT
	2001-02	29	49	117	41.88%
	TOTALS	29	49	117	41.88%
41.88%					

	Nik Stauskas #8				
	YEAR	G	3FG	3FGA	PCT
	2012-13	39	80	182	43.96%
	2013-14	34	87	193	45.08%
TOTALS	73	167	375	44.53%	
167					

	Manny Harris #8				
	YEAR	G	3FG	3FGA	PCT
	2007-08	32	42	132	31.82%
	2008-09	35	52	159	32.70%
	2009-10	32	48	156	30.77%
	TOTALS	98	142	447	31.77%
447					

	Rumeal Robinson #8				
	YEAR	G	3FG	3FGA	PCT
	1987-88	33	7	26	26.92%
	1988-89	37	30	64	46.88%
	1989-90	30	48	117	41.03%
	TOTALS	100	85	207	41.06%
41.06%					

Career Records | Wolverine Stat Leaders

Free Throws Made

	Louis Bullock* #1				
	YEAR	G	FT	FTA	PCT
	1995-96	32	98	117	83.76%
	1996-97	35	106	128	82.81%
	1997-98	34	123	135	91.11%
	1998-99	31	178	206	86.41%
505	TOTALS	132	505	586	86.18%

Free Throw Attempts

	Maceo Baston #1				
	YEAR	G	FT	FTA	PCT
	1994-95	30	52	95	54.74%
	1995-96	32	101	149	67.79%
	1996-97	34	122	182	67.03%
	1998-98	30	123	188	65.43%
614	TOTALS	126	398	614	64.82%

Free Throw Percentage

	Louis Bullock* #1				
	YEAR	G	FT	FTA	PCT
	1995-96	32	98	117	83.76%
	1996-97	35	106	128	82.81%
	1997-98	34	123	135	91.11%
	1998-99	31	178	206	86.41%
86.18%	TOTALS	132	505	586	86.18%

	Cazzie Russell #2				
	YEAR	G	FT	FTA	PCT
	1963-64	27	150	178	84.27%
	1964-65	27	152	186	81.72%
	1965-66	26	184	223	82.51%
	486	TOTALS	80	486	587

	Henry Wilmore #2				
	YEAR	G	FT	FTA	PCT
	1970-71	26	182	241	75.52%
	1971-72	20	161	212	75.94%
	1972-73	24	117	148	79.05%
	601	TOTALS	70	460	601

	Lester Abram #2				
	YEAR	G	FT	FTA	PCT
	2002-03	30	89	104	85.58%
	2003-04	31	113	134	84.33%
	2004-05	3	10	11	90.91%
	2005-06	21	52	63	82.54%
82.93%	TOTALS	120	345	416	82.93%

	Manny Harris #3				
	YEAR	G	FT	FTA	PCT
	2007-08	32	156	191	81.68%
	2008-09	35	176	204	86.27%
	2009-10	31	152	190	80.00%
	484	TOTALS	98	484	585

	Mike McGee #3				
	YEAR	G	FT	FTA	PCT
	1977-78	27	97	122	79.51%
	1978-79	27	97	146	66.44%
	1979-80	30	111	159	69.81%
	1980-81	30	114	169	67.46%
596	TOTALS	114	419	596	70.30%

	Cazzie Russell #3				
	YEAR	G	FT	FTA	PCT
	1963-64	27	150	178	84.27%
	1964-65	27	152	186	81.72%
	1965-66	26	184	223	82.51%
	82.79%	TOTALS	80	486	587

	Henry Wilmore #4				
	YEAR	G	FT	FTA	PCT
	1970-71	26	182	241	75.52%
	1971-72	20	161	212	75.94%
	1972-73	24	117	148	79.05%
	460	TOTALS	70	460	601

	Cazzie Russell #4				
	YEAR	G	FT	FTA	PCT
	1963-64	27	150	178	84.27%
	1964-65	27	152	186	81.72%
	1965-66	26	184	223	82.51%
	587	TOTALS	80	486	587

	Manny Harris #4				
	YEAR	G	FT	FTA	PCT
	2007-08	32	156	191	81.68%
	2008-09	35	176	204	86.27%
	2009-10	31	152	190	80.00%
	82.74%	TOTALS	98	484	585

	Mike McGee #5				
	YEAR	G	FT	FTA	PCT
	1977-78	27	97	122	79.51%
	1978-79	27	97	146	66.44%
	1979-80	30	111	159	69.81%
	1980-81	30	114	169	67.46%
419	TOTALS	114	419	596	70.30%

	Louis Bullock* #5				
	YEAR	G	FT	FTA	PCT
	1995-96	32	98	117	83.76%
	1996-97	35	106	128	82.81%
	1997-98	34	123	135	91.11%
	1998-99	31	178	206	86.41%
587	TOTALS	132	505	586	86.18%

	Bernard Robinson Jr. #5				
	YEAR	G	FT	FTA	PCT
	2000-01	28	93	116	80.17%
	2001-02	29	71	83	85.54%
	2002-03	29	78	92	84.78%
	2003-04	34	94	122	77.05%
81.36%	TOTALS	120	336	413	81.36%

	Jalen Rose #6				
	YEAR	G	FT	FTA	PCT
	1991-92	34	149	197	75.63%
	1992-93	36	116	161	72.05%
	1993-94	32	141	192	73.44%
	406	TOTALS	102	406	550

	Manny Harris #6				
	YEAR	G	FT	FTA	PCT
	2007-08	32	156	191	81.68%
	2008-09	35	176	204	86.27%
	2009-10	31	152	190	80.00%
	585	TOTALS	98	484	585

	LaVell Blanchard #6				
	YEAR	G	FT	FTA	PCT
	1999-2000	28	81	98	82.65%
	2000-01	28	104	132	78.79%
	2001-02	29	89	107	83.18%
	2002-03	30	105	129	81.40%
81.33%	TOTALS	115	379	466	81.33%

	Maceo Baston #7				
	YEAR	G	FT	FTA	PCT
	1994-95	30	52	95	54.74%
	1995-96	32	101	149	67.79%
	1996-97	34	122	182	67.03%
	1998-98	30	123	188	65.43%
398	TOTALS	126	398	614	64.82%

	Jalen Rose #7				
	YEAR	G	FT	FTA	PCT
	1991-92	34	149	197	75.63%
	1992-93	36	116	161	72.05%
	1993-94	32	141	192	73.44%
	550	TOTALS	102	406	550

	Dion Harris #7				
	YEAR	G	FT	FTA	PCT
	2003-04	34	61	79	77.22%
	2004-05	31	71	94	75.53%
	2005-06	31	32	39	82.05%
	2006-07	35	103	120	85.83%
80.42%	TOTALS	131	267	332	80.42%

	Bill Buntin #8				
	YEAR	G	FT	FTA	PCT
	1962-63	24	112	160	70.00%
	1963-64	27	151	191	79.06%
	1964-65	28	122	159	76.73%
	385	TOTALS	79	385	510

	Bill Buntin #8				
	YEAR	G	FT	FTA	PCT
	1962-63	24	112	160	70.00%
	1963-64	27	151	191	79.06%
	1964-65	28	122	159	76.73%
	510	TOTALS	79	385	510


	Glen Rice #8				
	YEAR	G	FT	FTA	PCT
	1985-86	32	15	25	60.00%
	1986-87	32	85	108	78.70%
	1987-88	33	79	98	80.61%
	1988-89	37	124	149	83.22%
79.74%	TOTALS	134	303	380	79.74%


Career Records | Wolverine Stat Leaders


Assists


Steals


Blocks


	Gary Grant			#1
	YEAR	G	ASSISTS	AVG
	1999-2000	30	140	4.67
	1985-86	33	185	5.60
	1986-87	32	172	5.37
	1987-88	34	234	6.88
731	TOTALS	129	731	5.67


	Gary Grant			#1
	YEAR	G	STEALS	AVG
	1984-85	30	50	1.67
	1985-86	33	84	2.55
	1986-87	32	86	2.69
	1987-88	34	80	2.35
300	TOTALS	129	300	2.32


	Gary Grant			#1
	YEAR	G	BLOCKS	AVG
	1982-83	26	19	0.73
	1983-84	33	69	2.09
	1984-85	30	66	2.20
	1985-86	33	97	2.94
251	TOTALS	122	251	2.06


	Rumeal Robinson			#2
	YEAR	G	ASSISTS	AVG
	1987-88	33	158	4.78
	1988-89	37	233	6.29
	1989-90	30	184	6.13
575	TOTALS	100	575	5.75


	Daniel Horton			#2
	YEAR	G	STEALS	AVG
	2002-03	30	41	1.36
	2003-04	34	60	1.76
	2004-05	13	22	1.69
	2005-06	33	64	1.94
187	TOTALS	110	187	1.70


	Courtney Sims			#2
	YEAR	G	BLOCKS	AVG
	2003-04	34	68	2.00
	2004-05	31	52	1.67
	2005-06	33	47	1.42
	2006-07	35	46	1.31
213	TOTALS	133	213	1.61


	Antoine Joubert			#3
	YEAR	G	ASSISTS	AVG
	1983-84	33	102	3.09
	1984-85	29	164	5.65
	1985-86	33	155	4.69
	1986-87	32	118	3.68
539	TOTALS	127	539	4.24


	Jimmy King			#3
	YEAR	G	STEALS	AVG
	1991-92	34	28	0.82
	1992-93	36	57	1.58
	1993-94	29	44	1.52
	1994-95	31	58	1.87
187	TOTALS	130	187	1.44


	Chris Webber*			#3
	YEAR	G	BLOCKS	AVG
	1991-92	34	84	2.47
	1992-93	36	91	2.53
175	TOTALS	70	175	2.50


	Daniel Horton			#4
	YEAR	G	ASSISTS	AVG
	2002-03	30	134	4.46
	2003-04	34	122	3.58
	2004-05	13	54	4.15
	2005-06	33	171	5.27
484	TOTALS	110	484	4.40


	Bernard Robinson Jr.			#4
	YEAR	G	STEALS	AVG
	2000-01	28	33	1.18
	2001-02	29	34	1.17
	2002-03	29	38	1.31
	2003-04	34	64	1.88
169	TOTALS	120	169	1.41


	Eric Riley			#4
	YEAR	G	BLOCKS	AVG
	1989-90	31	40	1.29
	1990-91	28	78	2.79
	1991-92	33	19	0.57
	1992-93	35	31	0.89
168	TOTALS	127	168	1.32


	Travis Conlan			#5
	YEAR	G	ASSISTS	AVG
	1994-95	27	337	1.37
	1995-96	32	155	4.84
	1996-97	35	157	4.48
	1997-98	31	131	4.23
480	TOTALS	125	480	3.84


	Travis Conlan			#5
	YEAR	G	STEALS	AVG
	1994-95	27	17	0.63
	1995-96	32	47	1.47
	1996-97	35	54	1.54
	1997-98	31	49	1.58
167	TOTALS	125	167	1.34


	Ekpe Udoh			#5
	YEAR	G	BLOCKS	AVG
	2006-07	35	67	1.91
	2007-08	32	92	2.87
159	TOTALS	67	159	2.37


	Eric Turner			#6
	YEAR	G	ASSISTS	AVG
	1981-82	27	120	4.44
	1982-83	27	160	5.93
	1983-84	31	141	4.54
421	TOTALS	85	421	4.95


	Rumeal Robinson			#6
	YEAR	G	STEALS	AVG
	1987-88	33	39	1.18
	1988-89	37	70	1.89
	1989-90	30	41	1.37
150	TOTALS	100	150	1.50


	Brent Petway			#6
	YEAR	G	BLOCKS	AVG
	2003-04	33	28	0.84
	2004-05	29	47	1.62
	2005-06	22	19	0.86
	2006-07	35	52	1.48
146	TOTALS	119	146	1.23


	Trey Burke			#7
	YEAR	G	ASSISTS	AVG
	2011-12	34	156	4.58
	2012-13	39	260	6.67
416	TOTALS	73	416	5.69

	Manny Harris			#7
	YEAR	G	STEALS	AVG
	2007-08	32	45	1.41
	2008-09	35	43	1.23
	2009-10	31	56	1.81
144	TOTALS	98	144	1.47

	Maceo Baston			#7
	YEAR	G	BLOCKS	AVG
	1994-95	30	30	1.00
	1995-96	32	41	1.28
	1996-97	34	35	1.03
	1997-98	30	33	1.10
139	TOTALS	126	139	1.10


	Jalen Rose			#8
	YEAR	G	ASSISTS	AVG
	1991-92	34	135	3.97
	1992-93	36	140	3.89
	1993-94	32	126	3.94
401	TOTALS	102	401	3.93


	Thad Garner			#8
	YEAR	G	STEALS	AVG
	1978-79	24	8	0.33
	1979-80	30	51	1.70
	1980-81	30	44	1.43
	1981-82	27	39	1.44
142	TOTALS	111	142	1.28


	Josh Asselin			#8
	YEAR	G	BLOCKS	AVG.
	1997-98	33	21	0.64
	1998-99	36	36	1.00
	1999-2000	29	35	1.21
	2000-01	28	44	1.57
136	TOTALS	121	136	1.12


Career Records | Wolverine Stat Leaders


Minutes


	Zack Novak			#1
	YEAR	G	MINUTES	AVG
	2008-09	34	960	28.2
	2009-10	31	1028	33.2
	2010-11	35	1224	35.0
	2011-12	34	1145	33.7
4,357	TOTALS	134	4357	32.5


	Louis Bullock*			#2
	YEAR	G	MINUTES	AVG
	1995-96	32	968	30.3
	1996-97	35	1169	33.4
	1997-98	34	1132	33.3
	1998-99	31	1087	35.1
4,356	TOTALS	132	4356	33.0


	Gary Grant			#3
	YEAR	G	MINUTES	AVG
	1984-85	30	951	31.7
	1985-86	33	1018	30.9
	1986-87	32	1110	34.7
	1987-88	34	1152	33.8
4,231	TOTALS	129	4231	32.7

	Dion Harris			#4
	YEAR	G	MINUTES	AVG
	2003-04	34	956	28.1
	2004-05	30	1131	36.5
	2005-06	31	966	31.2
	2006-07	35	1147	32.8
4,200	TOTALS	131	4200	32.2

	Jimmy King			#5
	YEAR	G	MINUTES	AVG
	1991-92	34	955	28.1
	1992-93	36	1174	32.6
	1993-94	29	932	32.1
	1994-95	31	1059	34.2
4,120	TOTALS	130	4120	31.7

	Glen Rice			#6
	YEAR	G	MINUTES	AVG
	1985-86	32	519	16.2
	1986-87	32	1083	33.8
	1987-88	33	1214	36.7
	1988-89	37	1253	33.8
4,069	TOTALS	134	4069	30.3

	Antoine Joubert			#7
	YEAR	G	MINUTES	AVG
	1983-84	33	875	26.5
	1984-85	29	976	33.7
	1985-86	33	1042	31.6
	1986-87	32	1067	33.3
3,960	TOTALS	127	3960	31.2

	Mike McGee			#8
	YEAR	G	MINUTES	AVG
	1977-78	27	895	33.1
	1978-79	27	890	33.0
	1979-80	30	1086	36.2
	1980-81	30	1070	35.7
3,941	TOTALS	114	3941	34.5

Career Records | Class Leaders

FRESHMAN CLASS				JUNIOR CLASS			
Points	597	Jalen Rose	1991-92	Points	728	Glen Rice	1987-88
Rebounds	352	Phil Hubbard	1975-76	Rebounds	344	Robert Traylor*	1997-98
Assists	156	Trey Burke	2011-12	Assists	233	Rumeal Robinson	1988-89
Steals	54	Chris Webber*	1991-92	Steals	86	Gary Grant	1986-87
Blocks	84	Chris Webber*	1991-92	Blocks	66	Roy Tarpley	1984-85
Field Goals Made	229	Chris Webber*	1991-92	Field Goals Made	308	Glen Rice	1987-88
Field Goal Attempts	439	Mike McGee	1977-78	Field Goal Attempts	584	Mike McGee	1979-80
Field Goal Percentage	67.4%	Maceo Baston	1994-95	Field Goal Percentage	66.1%	Loy Vaught	1988-89
Three-Point Field Goals Made	80	Nik Stauskas	2012-13	Free Throws Made	161	Henry Wilmore	1971-72
Three-Point Field Goal Attempts	216	Daniel Horton	2002-03	Free Throw Attempts	212	Henry Wilmore	1971-72
Three-Point Field Goal Percentage	46.7%	Jimmy King	1991-92	Free Throw Percentage	91.1%	Louis Bullock*	1997-98
Free Throws Made	156	Manny Harris	2007-08	Three-Point Field Goals Made	93	Louis Bullock*	1997-98
Free Throw Attempts	197	Jalen Rose	1991-92	Three-Point Field Goal Attempts	207	Louis Bullock*	1997-98
Free Throw Percentage	85.6%	Lester Abram	2002-03	Three-Point Field Goal Percentage	48.5%	Gary Grant	1986-87
SOPHOMORE CLASS				SENIOR CLASS			
Points	727	Trey Burke	2012-13	Points	949	Glen Rice	1988-89
Rebounds	389	Phil Hubbard	1976-77	Rebounds	379	M.C. Burton	1958-59
Assists	260	Trey Burke	2012-13	Assists	234	Gary Grant	1987-88
Steals	84	Gary Grant	1985-86	Steals	80	Gary Grant	1987-88
Blocks	92	Ekpe Udoh	2007-08	Blocks	97	Roy Tarpley	1985-86
Field Goals Made	281	Chris Webber*	1992-93	Field Goals Made	363	Glen Rice	1988-89
Field Goal Attempts	560	Trey Burke	2012-13	Field Goal Attempts	629	Glen Rice	1988-89
Field Goal Percentage	68.2%	Maceo Baston	1995-96	Field Goal Percentage	60.8%	Mark Hughes	1988-89
Three-Point Field Goals Made	101	Louis Bullock*	1996-97	Three-Point Field Goals Made	99	Glen Rice	1988-89
Three-Point Field Goal Attempts	214	Louis Bullock*	1996-97	Three-Point Field Goal Attempts	222	Robbie Reid	1998-99
Three-Point Field Goal Percentage	47.2%	Louis Bullock*	1996-97	Three-Point Field Goal Percentage	51.6%	Glen Rice	1988-89
Free Throws Made	182	Henry Wilmore	1970-71	Free Throws Made	184	Cazzie Russell	1965-66
Free Throw Attempts	242	Henry Wilmore	1970-71	Free Throw Attempts	223	Cazzie Russell	1965-66
Free Throw Percentage	86.3%	Manny Harris	2008-09	Free Throw Percentage	90.1%	Daniel Horton	2005-06

POINTS				FIELD GOAL PERCENTAGE			
Freshman	597	Jalen Rose	1991-92	Freshman	67.40%	Maceo Baston	1994-95
Sophomore	727	Trey Burke	2012-13	Sophomore	68.20%	Maceo Baston	1995-96
Junior	728	Glen Rice	1987-88	Junior	66.10%	Loy Vaught	1988-89
Senior	949	Glen Rice	1988-89	Senior	60.80%	Mark Hughes	1988-89
REBOUNDS				THREE-POINT FIELD GOALS MADE			
Freshman	352	Phil Hubbard	1975-76	Freshman	80	Nik Stauskas	2012-13
Sophomore	389	Phil Hubbard	1976-77	Sophomore	101	Louis Bullock*	1996-97
Junior	344	Robert Traylor*	1997-98	Junior	93	Louis Bullock*	1997-98
Senior	379	M.C. Burton	1958-59	Senior	99	Glen Rice	1988-89
ASSISTS				THREE-POINT FIELD GOAL ATTEMPTS			
Freshman	156	Trey Burke	2011-12	Freshman	216	Daniel Horton	2002-03
Sophomore	260	Trey Burke	2012-13	Sophomore	214	Louis Bullock*	1996-97
Junior	233	Rumeal Robinson	1988-89	Junior	207	Louis Bullock*	1997-98
Senior	234	Gary Grant	1987-88	Senior	222	Robbie Reid	1998-99
BLOCKS				THREE-POINT FEILD GOAL PERCENTAGE			
Freshman	84	Chris Webber*	1991-92	Freshman	46.70%	Jimmy King	1991-92
Sophomore	92	Ekpe Udoh	2007-08	Sophomore	47.20%	Louis Bullock*	1996-97
Junior	66	Roy Tarpley	1984-85	Junior	48.50%	Gary Grant	1986-87
Senior	97	Roy Tarpley	1985-86	Senior	51.60%	Glen Rice	1988-89
STEALS				FREE THROWS MADE			
Freshman	54	Chris Webber*	1991-92	Freshman	156	Manny Harris	2007-08
Sophomore	84	Gary Grant	1985-86	Sophomore	182	Henry Wilmore	1970-71
Junior	86	Gary Grant	1986-87	Junior	161	Henry Wilmore	1971-72
Senior	80	Gary Grant	1987-88	Senior	184	Cazzie Russell	1965-66
FEILD GOALS MADE				FREE THROW ATTEMPTS			
Freshman	229	Chris Webber*	1991-92	Freshman	197	Jalen Rose	1991-92
Sophomore	281	Chris Webber*	1992-93	Sophomore	242	Henry Wilmore	1970-71
Junior	308	Glen Rice	1987-88	Junior	212	Henry Wilmore	1971-72
Senior	363	Glen Rice	1988-89	Senior	223	Cazzie Russell	1965-66
FIELD GOAL ATTEMPTS				FREE THROW PERCENTAGE			
Freshman	439	Mike McGee	1977-78	Freshman	85.60%	Lester Abram	2002-03
Sophomore	560	Trey Burke	2012-13	Sophomore	86.30%	Manny Harris	2008-09
Junior	584	Mike McGee	1979-80	Junior	91.10%	Louis Bullock*	1997-98
Senior	629	Glen Rice	1988-89	Senior	90.10%	Daniel Horton	2005-06

Season Records | Team

GAMES

1.	2012-13	39	31-8 overall
2.	1988-89	37	30-7 overall
3.	1992-93*	36	31-5 overall
4.	2013-14	35	27-8 overall
	2008-09	35	21-14 overall
	2006-07	35	22-13 overall
	1996-97*	35	24-11 overall
8.	2011-12	34	24-10 overall
	2003-04	34	23-11 overall
	1997-98*	34	25-9 overall
	1991-92*	34	25-9 overall
	1987-88	34	26-8 overall

POINTS

1.	1988-89	3393	37 games
2.	1987-88	2973	34 games
3.	1992-93*	2950	36 games
4.	2012-13	2932	39 games
5.	1986-87	2821	32 games
6.	1975-76	2753	32 games
7.	1989-90	2671	31 games
8.	1991-92*	2647	34 games
9.	1997-98*	2630	34 games
10.	1996-97*	2595	35 games
11.	2013-14	2591	35 games

SCORING AVERAGE

1.	1965-66	91.88	(26 g, 2389 pts)
2.	1988-89	91.70	(37 g, 3393 pts)
3.	1964-65	90.43	(28 g, 2532 pts)
4.	1968-69	89.71	(24 g, 2153 pts)
5.	1969-70	88.92	(24 g, 2134 pts)
6.	1986-87	88.16	(32 g, 2821 pts)
7.	1987-88	87.44	(34 g, 2973 pts)
8.	1963-64	86.43	(28 g, 2420 pts)
9.	1989-90	86.16	(31 g, 2671 pts)
10.	1975-76	86.03	(32 g, 2753 pts)

REBOUNDS

1.	1964-65	1521	28 games
2.	1992-93*	1493	36 games
3.	1963-64	1476	28 games
4.	1988-89	1395	37 games
5.	1991-92*	1375	34 games
6.	2012-13	1366	39 games
7.	1975-76	1339	32 games
8.	1962-63	1320	24 games
9.	1970-71	1316	26 games
10.	1997-98*	1314	34 games

REBOUND AVERAGE

1.	1962-63	55.00	(24 g, 1320 reb)
2.	1964-65	54.32	(28 g, 1521 reb)
3.	1958-59	53.50	(22 g, 1177 reb)
4.	1963-64	52.71	(28 g, 1476 reb)
5.	1967-68	51.67	(24 g, 1240 reb)
6.	1970-71	50.62	(26 g, 1316 reb)
7.	1966-67	50.04	(24 g, 1201 reb)
8.	1965-66	49.50	(26 g, 1287 reb)
9.	1971-72	49.42	(24 g, 1186 reb)
10.	1960-61	49.21	(24 g, 1181 reb)

FIELD GOALS MADE

1.	1988-89	1325	37 games
2.	1987-88	1198	34 games
3.	1986-87	1139	32 games
4.	1975-76	1138	32 games
5.	1992-93*	1131	36 games
6.	2012-13	1093	39 games
7.	1985-86	1049	33 games
8.	1989-90	1035	31 games
9.	1976-77	1022	30 games
10.	1964-65	1019	28 games

FIELD GOAL ATTEMPTS

1.	1988-89	2341	37 games
2.	1992-93*	2269	36 games
3.	2012-13	2260	39 games
4.	1975-76	2231	32 games
5.	1964-65	2225	28 games
6.	1987-88	2196	34 games
7.	1986-87	2175	32 games
8.	1963-64	2084	28 games
9.	1976-77	2077	30 games
10.	1991-92*	2044	34 games

FIELD GOAL PERCENTAGE

1.	1988-89	56.59%	(1325-for-2341)
2.	1987-88	54.55%	(1198-for-2196)
3.	1986-87	52.36%	(1139-for-2175)
4.	1985-86	51.62%	(1049-for-2032)
5.	1984-85	51.31%	(941-for-1834)
6.	1989-90	51.29%	(1035-for-2018)
7.	1980-81	51.09%	(934-for-1828)
8.	1975-76	51.01%	(1138-for-2231)
9.	1992-93*	49.84%	(1131-for-2269)
10.	1991-92*	49.60%	(1014-for-2044)

THREE-POINT FIELD GOALS MADE (since 1986)

1.	2008-09	305	35 games
2.	2013-14	301	35 games
3.	2012-13	296	39 games
4.	2010-11	283	35 games
5.	2011-12	276	34 games
6.	1997-98*	260	34 games
7.	2007-08	228	32 games
8.	2009-10	227	32 games
9.	2005-06	218	33 games
10.	1996-97*	203	35 games

THREE-POINT FIELD GOAL ATTEMPTS (since 1986)

1.	2008-09	912	35 games
2.	2010-11	804	35 games
3.	2011-12	788	34 games
4.	2012-13	769	39 games
5.	2009-10	760	30 games
6.	2013-14	756	35 games
7.	2007-08	731	32 games
8.	1997-98*	621	34 games
9.	2005-06	582	33 games
10.	2003-04	575	34 games

THREE-POINT FIELD GOAL PERCENTAGE (since 1986)

1.	1988-89	46.78%	(196-for-419)
2.	1986-87	43.17%	(158-for-366)
3.	1997-98*	41.87%	(260-for-621)
4.	1987-88	41.38%	(96-for-232)
5.	1989-90	40.32%	(125-for-310)
6.	2013-14	39.81%	(301-for-756)
7.	1990-91	38.90%	(170-for-437)
8.	2012-13	38.49%	(296-for-769)
9.	1996-97*	38.45%	(203-for-528)
10.	2005-06	37.46%	(218-for-582)
	2002-03	35.81%	(188-for-525)

FREE THROWS MADE

1.	1988-89	547	37 games
2.	1992-93*	537	36 games
3.	1996-97*	530	35 games
4.	1983-84	527	33 games
5.	1976-77	510	30 games
6.	2013-14	508	35 games
7.	1997-98*	506	34 games
8.	2003-04	503	34 games
9.	1991-92*	501	34 games
10.	2006-07	497	35 games

FREE THROW ATTEMPTS

1.	1992-93*	822	36 games
2.	1996-97*	809	35 games
3.	1991-92*	769	34 games
4.	1988-89	744	37 games
5.	1952-53	739	22 games
6.	1983-84	736	33 games
7.	1997-98*	729	34 games
8.	2003-04	723	34 games
9.	1976-77	723	30 games
10.	1995-96*	699	32 games
11.	2013-14	667	35 games

FREE THROW PERCENTAGE

1.	2013-14	76.16%	(508-for-667)
2.	2008-09	75.74%	(412-for-544)
3.	2001-02	75.44%	(384-for-509)
4.	2005-06	75.36%	(465-for-617)
5.	1998-99*	75.16%	(481-for-640)
6.	1986-87	75.05%	(385-for-513)
7.	1985-86	74.76%	(474-for-634)
8.	1974-75	74.36%	(438-for-589)
9.	2002-03	74.02%	(470-for-635)
10.	1975-76	73.72%	(477-for-647)
	1988-89	73.52%	(547-for-744)

ASSISTS (since 1976)

1.	1988-89	745	37 games
2.	1987-88	694	34 games
3.	1986-87	652	32 games
4.	1992-93*	587	36 games
5.	1991-92*	566	34 games
6.	2012-13	565	39 games
7.	1989-90	561	31 games
8.	2008-09	542	35 games
9.	1985-86	539	33 games
10.	1997-98*	537	34 games

ASSIST AVERAGE (since 1976)

1.	1987-88	20.41	(34 g, 694 ast)
2.	1986-87	20.38	(32 g, 652 ast)
3.	1988-89	20.14	(37 g, 745 ast)
4.	1989-90	18.10	(31 g, 561 ast)
5.	1977-78	16.70	(27 g, 451 ast)
6.	1991-92*	16.65	(34 g, 566 ast)
7.	1984-85	16.43	(30 g, 493 ast)
8.	1993-94	16.41	(32 g, 525 ast)
9.	1985-86	16.33	(33 g, 539 ast)
10.	1992-93*	16.31	(36 g, 587 ast)

Season Records | Team

STEALS (since 1976)

1.	1993-94	267	32 games
2.	1985-86	265	33 games
3.	1976-77	263	30 games
4.	2003-04	259	34 games
5.	1987-88	248	34 games
6.	1992-93*	243	36 games
7.	1997-98*	243	34 games
8.	2012-13	239	39 games
9.	1994-95	235	31 games
10.	1988-89	226	37 games
	1996-97*	226	35 games

STEAL AVERAGE (since 1976)

1.	1976-77	8.77	(30 g, 263 stl)
2.	1993-94	8.34	(32 g, 267 stl)
3.	1985-86	8.03	(33 g, 265 stl)
4.	2003-04	7.62	(34 g, 259 stl)
5.	1994-95	7.58	(31 g, 235 stl)
6.	1987-88	7.29	(34 g, 248 stl)
7.	1997-98*	7.15	(34 g, 243 stl)
8.	2009-10	6.97	(32 g, 223 stl)
9.	1992-93*	6.75	(36 g, 243 stl)
10.	1995-96*	6.72	(32 g, 215 stl)

BLOCKS (since 1976)

1.	2006-07	200	35 games
2.	1992-93*	193	36 games
3.	1991-92*	182	34 games
4.	2007-08	160	32 games
5.	2003-04	158	34 games
6.	1985-86	146	33 games
7.	1997-98*	138	34 games
8.	1990-91	134	29 games
9.	2004-05	134	31 games
10.	1989-90	133	31 games

BLOCK AVERAGE (since 1976)

1.	2006-07	5.71	(35 g, 200 blk)
2.	1992-93*	5.36	(36 g, 193 blk)
3.	1991-92*	5.35	(34 g, 182 blk)
4.	2007-08	5.00	(32 g, 160 blk)
5.	2003-04	4.65	(34 g, 158 blk)
6.	1990-91	4.62	(29 g, 134 blk)
7.	1985-86	4.42	(33 g, 146 blk)
8.	2004-05	4.32	(31 g, 134 blk)
9.	1989-90	4.29	(31 g, 133 blk)
10.	1999-2000	4.24	(29 g, 123 blk)

PERSONAL FOULS (since 1976)

1.	1991-92*	693	34 games
2.	1994-95	690	31 games
3.	1983-84	681	33 games
4.	1987-88	680	34 games
5.	1988-89	679	37 games
6.	1992-93*	670	36 games
7.	1986-87	662	32 games
8.	1996-97*	655	35 games
9.	1989-90	638	31 games
10.	1993-94	631	32 games

DISQUALIFICATIONS (since 1976)

1.	1998-99*	32	31 games
2.	1994-95	26	31 games
3.	1993-94	24	32 games
	1999-2000	24	29 games
	1982-83	24	28 games
6.	1996-97*	21	35 games
	2000-01	21	28 games
	1990-91	21	29 games
9.	1977-78	20	27 games
10.	1986-87	19	32 games
	1989-90	19	31 games
	1978-79	19	27 games

LOWEST TURNOVERS (since 1971)

1.	2013-14	325	35 games
2.	2009-10	326	32 games
3.	2010-11	351	35 games
4.	2012-13	368	39 games
5.	2011-12	370	34 games
6.	2008-09	402	35 games
7.	2001-02	411	29 games
8.	2007-08	412	32 games
9.	1981-82	413	27 games
10.	1971-72	416	24 games
	1980-81	421	30 games

LOWEST TURNOVER AVERAGE (since 1971)

1.	2013-14	9.26	(35 g, 325 to)
2.	2012-13	9.43	(39 g, 368 to)
3.	2010-11	10.03	(35 g, 351 to)
4.	2009-10	10.19	(32 g, 326 to)
5.	2011-12	10.88	(34 g, 370 to)
6.	2008-09	11.49	(35 g, 402 to)
7.	2007-08	12.88	(32 g, 412 to)
8.	1980-81	14.03	(30 g, 421 to)
9.	1983-84	14.12	(33 g, 466 to)
10.	1979-80	14.13	(30 g, 424 to)
	2002-03	14.13	(30 g, 424 to)

HIGHEST TURNOVERS (since 1971)

1.	1991-92*	610	34 games
2.	1975-76	577	32 games
3.	1992-93*	561	36 games
4.	1988-89	557	37 games
5.	1996-97*	545	35 games
6.	1995-96*	528	32 games
7.	1997-98*	527	34 games
8.	1994-95	522	31 games
9.	2006-07	520	35 games
10.	1990-91	518	29 games

HIGHEST TURNOVER AVERAGE (since 1971)

1.	1978-79	18.93	(27 g, 511 to)
2.	1973-74	18.74	(27 g, 506 to)
3.	1972-73	18.25	(24 g, 438 to)
4.	1975-76	18.03	(32 g, 577 to)
5.	1974-75	17.96	(27 g, 485 to)
6.	1991-92*	17.94	(34 g, 610 to)
7.	1990-91	17.86	(29 g, 518 to)
8.	1971-72	17.33	(24 g, 416 to)
9.	1982-83	17.29	(28 g, 484 to)
10.	1999-2000	16.97	(29 g, 492 to)

Season Records | Player

GAMES PLAYED

1.	Trey Burke	2012-13	39
	Glenn Robinson III	2012-13	39
	Mitch McGary	2012-13	39
	Spike Albrecht	2012-13	39
	Nik Stauskas	2012-13	39
6.	Tim Hardaway Jr.	2012-13	38
7.	Loy Vaught	1988-89	37
	Rumeal Robinson	1988-89	37
	Glen Rice	1988-89	37
	Terry Mills	1988-89	37
	Mike Griffen	1988-89	37
12.	Jalen Rose	1992-93	36
	Jimmy King	1992-93	36
	Chris Webber*	1992-93	36
	Juwan Howard	1992-93	36
	Rob Pelinka	1992-93	36

GAMES STARTED

1.	Trey Burke	2012-13	39
	Glenn Robinson III	2012-13	39
3.	Tim Hardaway Jr.	2012-13	38
4.	Glen Rice	1988-89	37
	Terry Mills	1988-89	37
6.	Rumeal Robinson	1988-89	36
	Jalen Rose	1992-93	36
	Jimmy King	1992-93	36
	Chris Webber*	1992-93	36
	Juwan Howard	1992-93	36
11.	Zack Novak	2010-11	35
	Jordan Morgan	2010-11	35
	Tim Hardaway Jr.	2010-11	35
	Manny Harris	2008-09	35
	Robert Traylor*	1996-97	35
	Louis Bullock*	1996-97	35

POINTS

1.	Glen Rice	1988-89	949
2.	Cazzie Russell	1965-66	800
3.	Mike McGee	1980-81	732
4.	Glen Rice	1987-88	728
5.	Trey Burke	2012-13	727
6.	Rudy Tomjanovich	1969-70	722
7.	Gary Grant	1987-88	717
8.	Gary Grant	1986-87	716
9.	Cazzie Russell	1964-65	694
*	Chris Webber*	1992-93	690

POINTS PER GAME

1.	Cazzie Russell	1965-66	30.77
2.	Rudy Tomjanovich	1969-70	30.08
3.	Rudy Tomjanovich	1968-69	25.71
4.	Cazzie Russell	1964-65	25.70
5.	Glen Rice	1988-89	25.65
6.	Henry Wilmore	1970-71	25.00
7.	Cazzie Russell	1963-64	24.81
8.	Mike McGee	1980-81	24.40
9.	Henry Wilmore	1971-72	23.95
10.	Campy Russell	1973-74	23.70

REBOUNDS

1.	Phil Hubbard	1976-77	389
2.	M.C. Burton	1958-59	379
3.	Bill Buntin	1962-63	376
3.	Rudy Tomjanovich	1969-70	376
*	Chris Webber*	1992-93	362
6.	Phil Hubbard	1975-76	352
7.	Loy Vaught	1989-90	346
*	Robert Traylor*	1997-98	344
9.	Rudy Tomjanovich	1968-69	340
*	Chris Webber*	1991-92	340

REBOUNDS PER GAME

1.	M.C. Burton	1958-59	17.23
2.	Rudy Tomjanovich	1969-70	15.67
3.	Bill Buntin	1962-63	15.67
4.	Rudy Tomjanovich	1968-69	14.17
5.	Rudy Tomjanovich	1967-68	13.46
6.	Phil Hubbard	1976-77	12.97
7.	George Lee	1958-59	12.59
8.	Bill Buntin	1963-64	12.52
9.	Scott Maentz	1959-60	12.00
10.	John Harris	1961-62	11.92

FIELD GOALS MADE

1.	Glen Rice	1988-89	363
2.	Mike McGee	1980-81	309
3.	Cazzie Russell	1965-66	308
	Glen Rice	1987-88	308
5.	Rudy Tomjanovich	1969-70	286
	Gary Grant	1986-87	286
*	Chris Webber*	1992-93	281
8.	Mike McGee	1979-80	277
9.	Cazzie Russell	1964-65	271
10.	Gary Grant	1987-88	269
	Rudy Tomjanovich	1968-69	269

FIELD GOAL ATTEMPTS

1.	Glen Rice	1988-89	629
2.	Rudy Tomjanovich	1969-70	605
3.	Mike McGee	1980-81	600
4.	Cazzie Russell	1965-66	595
5.	Mike McGee	1979-80	584
6.	Trey Burke	2012-13	560
7.	Cazzie Russell	1965-66	558
8.	Rickey Green	1975-76	542
	Campy Russell	1973-74	542
10.	Rudy Tomjanovich	1968-69	541

FIELD GOAL PERCENTAGE

(minimum 100 attempts)			
1	Jordan Morgan	2013-14	68.80%
2.	Maceo Baston	1995-96	68.16%
3.	Maceo Baston	1994-95	67.42%
4.	Loy Vaught	1988-89	66.12%
5.	Chris Young	2000-01	64.02%
6.	Graham Brown	2005-06	63.71%
7.	Courtney Sims	2005-06	63.27%
8.	Jordan Morgan	2010-11	62.67%
9.	Loy Vaught	1987-88	62.14%
10.	Jordan Morgan	2011-12	61.83%

THREE-POINT FIELD GOALS MADE (since 1986)

*	Louis Bullock*	1996-97	101
2.	Glen Rice	1988-89	99
*	Louis Bullock*	1997-98	93
4.	Nik Stauskas	2013-14	87
5.	Robbie Reid	1998-99	86
6.	Nik Stauskas	2012-13	80
7.	Trey Burke	2012-13	76
	Tim Hardaway Jr.	2010-11	76
9.	Demetrius Calip	1990-91	75
	Garde Thompson	1986-87	75
*	Louis Bullock*	1998-99	75

THREE-POINT FIELD GOAL ATTEMPTS (since 1986)

1.	Robbie Reid	1998-99	222
2.	Daniel Horton	2002-03	216
*	Louis Bullock*	1996-97	214
4.	Tim Hardaway Jr.	2010-11	207
	Dion Harris	2004-05	207
*	Louis Bullock*	1997-98	207
7.	Dion Harris	2006-07	201
8.	Daniel Horton	2003-04	199
*	Louis Bullock*	1998-99	199
10.	Trey Burke	2012-13	198
	Nik Stauskas	2013-14	191

THREE-POINT FIELD GOAL PERCENTAGE (since 1986)

(minimum 50 attempts)			
1.	Glen Rice	1988-89	51.56%
2.	Gary Grant	1986-87	48.53%
3.	Garde Thompson	1986-87	48.08%
*	Louis Bullock*	1996-97	47.20%
5.	Rumeal Robinson	1988-89	46.88%
6.	Jimmy King	1991-92	46.67%
7.	Sean Higgins	1988-89	46.36%
8.	Nik Stauskas	2013-14	45.07%
*	Louis Bullock*	1997-98	44.93%
10.	Gary Grant	1987-88	44.44%
11.	Nik Stauskas	2012-13	43.96%

FREE THROWS MADE

1.	Cazzie Russell	1965-66	184
2.	Henry Wilmore	1970-71	182
*	Louis Bullock*	1998-99	178
4.	Manny Harris	2008-09	176
5.	Henry Wilmore	1971-72	161
6.	Nik Stauskas	2013-14	157
7.	Manny Harris	2007-08	156
8.	Manny Harris	2009-10	156
	Cazzie Russell	1964-65	152
10.	Bill Buntin	1963-64	151

FREE THROW ATTEMPTS

1.	Henry Wilmore	1970-71	242
2.	Cazzie Russell	1965-66	223
3.	Jim Pitts	1967-68	221
4.	Henry Wilmore	1971-72	212
*	Louis Bullock*	1998-99	206
6.	Manny Harris	2008-09	204
7.	Rudy Tomjanovich	1969-70	200
8.	Jalen Rose	1991-92	197
9.	Phil Hubbard	1976-77	195
10.	Jalen Rose	1993-94	192
	Bill Buntin	1963-64	192
	Nik Stauskas	2013-14	191

FREE THROW PERCENTAGE

(minimum 100 attempts)			
*	Louis Bullock*	1997-98	91.11%
2.	Daniel Horton	2005-06	90.10%
*	Louis Bullock*	1998-99	86.41%
4.	Manny Harris	2008-09	86.27%
5.	Dion Harris	2006-07	85.83%
6.	Lester Abram	2002-03	85.58%
7.	Bernard Robinson Jr.	2002-03	84.78%
*	Louis Bullock*	1995-96	84.48%
9.	Lester Abram	2003-04	84.33%
10.	Cazzie Russell	1963-64	84.27%

ASSISTS

1.	Trey Burke	2012-13	260
2.	Darius Morris	2010-11	235
3.	Gary Grant	1987-88	234
4.	Rumeal Robinson	1988-89	233
5.	Gary Grant	1985-86	185
6.	Rumeal Robinson	1989-90	184
7.	Dave Baxter	1977-78	178
8.	Daniel Horton	2005-06	174
9.	Gary Grant	1986-87	172
10.	Antoine Joubert	1984-85	164

ASSISTS PER GAME

1.	Gary Grant	1987-88	6.88
2.	Darius Morris	2010-11	6.71
3.	Trey Burke	2012-13	6.67
4.	Dave Baxter	1977-78	6.59
5.	Rumeal Robinson	1988-89	6.30
6.	Rumeal Robinson	1989-90	6.13
7.	Eric Turner	1982-83	5.93
8.	Antoine Joubert	1984-85	5.66
9.	Gary Grant	1985-86	5.61
10.	Gary Grant	1986-87	5.38

Season Records | Player

STEALS

1.	Gary Grant	1986-87	86
2.	Gary Grant	1985-86	84
3.	Gary Grant	1987-88	80
4.	Rumeal Robinson	1988-89	70
5.	Bernard Robinson Jr.	2003-04	68
6.	Daniel Horton	2005-06	64
7.	Trey Burke	2012-13	62
8.	Rickey Green	1976-77	61
9.	Daniel Horton	2003-04	60
10.	Jimmy King	1994-95	58

TURNOVERS

1.	Gary Grant	1987-88	150
2.	Rumeal Robinson	1988-89	131
3.	Rumeal Robinson	1989-90	119
4.	Eric Turner	1981-82	118
5.	Manny Harris	2007-08	115
	Mike McGee	1978-79	115
	Ray Jackson	1994-95	115
	Daniel Horton	2005-06	115
9.	Jalen Rose	1991-92	114
10.	Jalen Rose	1992-93	113

STEALS PER GAME

1.	Gary Grant	1986-87	2.69
2.	Gary Grant	1985-86	2.55
3.	Gary Grant	1987-88	2.35
4.	Green, Rickey	1976-77	2.18
5.	Daniel Horton	2005-06	1.94
6.	Rumeal Robinson	1988-89	1.89
7.	Bernard Robinson Jr.	2003-04	1.88
8.	Jimmy King	1994-95	1.87
9.	Manny Harris	2009-10	1.81
10.	Daniel Horton	2003-04	1.76

FOULS

1.	Phil Hubbard	1975-76	129
*	<i>Robert Traylor*</i>	<i>1996-97</i>	<i>117</i>
3.	Steve Grote	1975-76	116
4.	Josh Asselin	1998-99	111
	Jordan Morgan	2010-11	111
6.	Phil Hubbard	1976-77	109
	Wayman Britt	1975-76	109
8.	Eric Riley	1990-91	108
	<i>Robert Traylor*</i>	<i>1997-98</i>	<i>108</i>
10.	Juwan Howard	1991-92	107

BLOCKS

1.	Roy Tarpley	1985-86	97
2.	Ekpe Udoh	2007-08	92
*	<i>Chris Webber*</i>	<i>1992-93</i>	<i>91</i>
*	<i>Chris Webber*</i>	<i>1991-92</i>	<i>84</i>
5.	Eric Riley	1990-91	78
6.	Roy Tarpley	1983-84	69
7.	Courtney Sims	2003-04	68
8.	Ekpe Udoh	2006-07	67
9.	Roy Tarpley	1984-85	66
10.	Brent Petway	2006-07	52
	Courtney Sims	2004-05	52

DISQUALIFICATIONS

1.	Josh Asselin	1998-99	13
2.	Phil Hubbard	1975-76	10
3.	Dennis Stewart	1967-68	9
	Wayman Britt	1975-76	9
	Kenneth Brady	1972-73	9
	Eric Riley	1990-91	9
7.	Phil Hubbard	1978-79	8
	Brandon Smith	1998-99	8
	Steve Grote	1975-76	8
	Steve Grote	1974-75	8
	Bill Buntin	1964-65	8

BLOCKS PER GAME

1.	Roy Tarpley	1985-86	2.94
2.	Ekpe Udoh	2007-08	2.87
3.	Eric Riley	1990-91	2.79
*	<i>Chris Webber*</i>	<i>1992-93</i>	<i>2.53</i>
*	<i>Chris Webber*</i>	<i>1991-92</i>	<i>2.47</i>
6.	Roy Tarpley	1984-85	2.20
7.	Roy Tarpley	1983-84	2.09
8.	Courtney Sims	2003-04	2.00
9.	Ekpe Udoh	2006-07	1.91
10.	Courtney Sims	2004-05	1.79

MINUTES

1.	Trey Burke	2012-13	1,378
2.	Tim Hardaway Jr.	2012-23	1,324
3.	Glenn Robinson III	2012-13	1,312
4.	Jalen Rose	1992-93	1,234
5.	Trey Burke	2011-12	1,227
6.	Zack Novak	2010-11	1,224
7.	Darius Morris	2010-11	1,219
8.	Nik Stauskas	2013-14	1,205
9.	Caris LeVert	2013-14	1,194
10.	Nik Stauskas	2012-13	1,190

MINUTES PER GAME

1.	Thad Garner	1981-82	38.1
2.	Eric Turner	1981-82	36.9
3.	Dion Harris	2004-05	36.5
4.	Eric Turner	1982-83	36.4
5.	Thad Garner	1979-80	36.3
6.	Mike McGee	1979-80	36.2
7.	Trey Burke	2011-12	36.1
	Manny Harris	2009-10	36.1
	Daniel Horton	2002-03	36.1
	Jalen Rose	1993-94	36.1

Season Records | Yearly Leaders

BLOCKS

YEAR	PLAYER	G	TOTAL	AVG
1977-78	Garde Thompson	27	33	1.22
1978-79	Alan Hardy	27	19	0.70
1979-80	John Garriss	24	34	1.42
1980-81	Tim McCormick	30	14	0.47
1981-82	Isaac Person	27	18	0.67
1982-83	Roy Tarpley	26	19	0.73
1983-84	Roy Tarpley	33	69	2.09
1984-85	Roy Tarpley	30	66	2.20
1985-86	Roy Tarpley	33	97	2.94
1986-87	Loy Vaught	32	31	0.97
1987-88	Terry Mills	34	35	1.03
1988-89	Terry Mills	37	49	1.32
1989-90	Eric Riley	31	40	1.29
1990-91	Eric Riley	28	78	2.79
1991-92	Chris Webber*	34*	84*	2.47*
1992-93	Chris Webber*	36*	91*	2.53*
1993-94	Juwan Howard	30	21	0.70
1994-95	Maurice Taylor*	31*	34*	1.10*
1995-96	Maceo Baston	32	41	1.28
1996-97	Robert Traylor*	35*	36*	1.03*
1997-98	Robert Traylor*	34*	46*	1.35*
1998-99	Josh Asselin	31	36	1.16
1999-2000	Josh Asselin	29	35	1.20
2000-01	Josh Asselin	28	44	1.57
2001-02	Chris Young	29	40	1.38
2002-03	Chris Hunter	30	35	1.17
2003-04	Courtney Sims	34	68	2.00
2004-05	Courtney Sims	31	52	1.70
2005-06	Courtney Sims	33	47	1.42
2006-07	Ekpe Udoh	35	67	1.91
2007-08	Ekpe Udoh	32	92	2.87
2008-09	DeShawn Sims	35	27	0.77
2009-10	DeShawn Sims	32	21	0.65
2010-11	Jordan Morgan	35	19	0.54
2011-12	Trey Burke	34	13	0.38
2012-13	Mitch McGary	39	28	0.71
2013-14				

FIELD GOAL PERCENTAGE

YEAR	PLAYER	FG	FGA	PCT
1955-56	Pete Tillotson	86	204	.422
1956-57	Pete Tillotson	94	215	.437
1957-58	Pete Tillotson	166	396	.419
1958-59	John Tidwell	171	292	.435
1959-60	John Tidwell	201	482	.417
1960-61	John Tidwell	182	429	.424
1961-62	John Oosterbaan	137	295	.464
1962-63	Tom Cole	122	276	.442
1963-64	Cazzie Russell	260	507	.513
1964-65	Bill Buntin	221	454	.487
1965-66	Cazzie Russell	308	595	.518
1966-67	Dave McClellan	73	130	.562
1967-68	Bob Sullivan	112	233	.481
1968-69	Rudy Tomjanovich	269	541	.499
1969-70	Richard Carter	125	252	.496
1970-71	Ken Brady	130	224	.580
1971-72	Ernest Johnson	130	262	.496
1972-73	Ernest Johnson	124	224	.553
1973-74	Steve Grote	138	282	.489
1974-75	John Robinson	100	171	.585
1975-76	John Robinson	173	302	.573
1976-77	Phil Hubbard	228	410	.556
1977-78	Joel Thompson	186	344	.541
1978-79	Marty Bodnar	110	195	.564
1979-80	Johnny Johnson	103	198	.520
1980-81	Johnny Johnson	195	351	.556
1981-82	Dean Hopson	55	109	.505
1982-83	Tim McCormick	122	220	.555
1983-84	Tim McCormick	131	226	.580
1984-85	Richard Rellford	133	230	.578
1985-86	Glen Rice	105	191	.550
1986-87	Glen Rice	226	402	.562
1987-88	Loy Vaught	151	243	.621
1988-89	Loy Vaught	201	304	.661
1989-90	Loy Vaught	197	331	.595
1990-91	Kirk Taylor	117	237	.494
1991-92	Eric Riley	82	139	.590
1992-93	Chris Webber*	281	454	.619*

1993-94	Juwan Howard	261	469	.557
1994-95	Maceo Baston	89	132	.674
1995-96	Maceo Baston	131	201	.682
1996-97	Maceo Baston	116	202	.574
1997-98	Maceo Baston	129	216	.597
1998-99	Josh Asselin	95	175	.543
1999-2000	Josh Asselin	98	165	.594
2000-01	Chris Young	89	139	.640
2001-02	Chris Young	123	205	.600
2002-03	Graham Brown	66	109	.606
2003-04	Courtney Sims	105	192	.547
2004-05	Courtney Sims	118	200	.590
2005-06	Graham Brown	72	113	.637
2006-07	Brent Petway	93	154	.604
2007-08	Zack Gibson	68	141	.482
2008-09	DeShawn Sims	224	444	.505
2009-10	DeShawn Sims	220	447	.492
2010-11	Jordan Morgan	141	225	.627
2011-12	Jordan Morgan	109	176	.619
2012-13	Mitch McGary	134	224	.598
2013-14				

THREE-POINT PERCENTAGE

YEAR	PLAYER	3FG	3FGA	PCT
1986-87	Gary Grant	33	68	.485
1987-88	Gary Grant	44	99	.444
1988-89	Glen Rice	99	192	.516
1989-90	Sean Higgins	43	102	.422
1990-91	Michael Talley	26	62	.419
1991-92	Jimmy King	28	60	.467
1992-93	Jimmy King	37	92	.402
1993-94	Bobby Crawford	23	56	.411
1994-95	Ray Jackson	24	78	.308
1995-96	Dugan Fife	41	117	.405
1996-97	Louis Bullock*	101	214	.472*
1997-98	Louis Bullock*	93	207	.443*
1998-99	Robbie Reid	86	222	.387
1999-2000	Leon Jones	33	83	.383
2000-01	LaVell Blanchard	49	120	.409
2001-02	Dommanic Ingerson	49	117	.419
2002-03	LaVell Blanchard	66	158	.418
2003-04	Lester Abram	40	97	.412
2004-05	Daniel Horton	20	56	.357
2005-06	Daniel Horton	71	180	.394
2006-07	Dion Harris	72	201	.358
2007-08	Kelvin Grady	33	92	.359
2008-09	Zack Novak	52	151	.344
2009-10	Stu Douglass	52	158	.329
2010-11	Zack Novak	65	169	.385
2011-12	Evan Smotrycz	40	92	.435
2012-13	Nik Stauskas	80	182	.440
2013-14				

FREE THROW PERCENTAGE

YEAR	PLAYER	FT	FTA	PCT
1956-57	M.C. Burton	82	105	.781
1957-58	M.C. Burton	111	133	.835
1958-59	M.C. Burton	136	177	.768
1959-60	Terry Miller	61	77	.792
1960-61	John Hall	45	77	.584
1961-62	Tom Cole	107	138	.775
1962-63	Tom Cole	80	113	.708
1963-64	Cazzie Russell	150	178	.843
1964-65	Cazzie Russell	152	186	.817
1965-66	Cazzie Russell	184	223	.825
1966-67	Craig Dill	103	131	.786
1967-68	Dennis Stewart	83	115	.722
1968-69	Dan Fife	78	103	.757
1969-70	Rodney Ford	67	85	.788
1970-71	Henry Wilmore	182	242	.752
1971-72	Wayne Grabiec	62	77	.805
1972-73	Henry Wilmore	117	148	.791
1973-74	Campy Russell	132	171	.772
1974-75	C.J. Kupec	91	109	.835
1975-76	John Robinson	102	123	.829
1976-77	Rickey Green	98	128	.766
1977-78	Mike McGee	97	122	.795
1978-79	Mike McGee	97	146	.664
1979-80	Paul Heuerman	75	99	.758
1980-81	Paul Heuerman	76	93	.813

1981-82	Thad Garner	74	102	.725
1982-83	Tim McCormick	109	134	.813
1983-84	Roy Tarpley	81	102	.794
1984-85	Richard Rellford	75	94	.798
1985-86	Roy Tarpley	116	143	.811
1986-87	Glen Rice	85	108	.787
1987-88	Gary Grant	135	167	.808
1988-89	Glen Rice	124	149	.832
1989-90	Loy Vaught	86	107	.804
1990-91	Michael Talley	78	102	.765
1991-92	Jalen Rose	149	197	.756
1992-93	Jalen Rose	116	161	.720
1993-94	Jalen Rose	141	192	.734
1994-95	Ray Jackson	113	146	.774
1996-97	Louis Bullock*	106	128	.828*
1997-98	Louis Bullock*	123	135	.911*
1998-99	Louis Bullock*	178	206	.864*
1999-2000	LaVell Blanchard	81	98	.827
2000-01	Bernard Robinson Jr.	93	116	.802
2001-02	Bernard Robinson Jr.	71	83	.855
2002-03	Lester Abram	89	104	.856
2003-04	Lester Abram	113	134	.843
2004-05	Chris Hunter	58	74	.784
2005-06	Daniel Horton	136	151	.901
2006-07	Dion Harris	103	120	.858
2007-08	Manny Harris	156	191	.817
2008-09	Manny Harris	176	204	.863
2009-10	Manny Harris	152	190	.800
2010-11	Zack Novak	64	77	.831
2011-12	Trey Burke	93	125	.744
2012-13	Trey Burke	133	166	.801
2013-14				

Game Records | Team

MICHIGAN SINGLE GAME TOTAL

128	Purdue	Feb. 19, 1966
127	Iowa	March 10, 1990
125	Northern Michigan	Dec. 20, 1988
123	Illinois-Chicago	Dec. 6, 1986
121	Youngstown State	Dec. 21, 1988
120	Wisconsin	Feb. 12, 1966
120	Iowa	Feb. 3, 1988

OPPONENT SINGLE GAME TOTAL

149	vs. Loyola Marymount	March 18, 1990
119	vs. Arizona	Dec. 30, 1993
117	at Utah	Dec. 22, 1969
116	at Purdue	March 4, 1969
116	at Purdue	Jan. 31, 1970
114	at Michigan State	March 4, 2000

COMBINED TOTAL

264	U-M (115), vs. Loyola-Mary (149)	March 18, 1990
223	U-M (120), Iowa (103)	Feb. 3, 1988
223	U-M (127), Iowa (96)	March 10, 1990
222	U-M (120), Wisconsin (102)	Feb. 12, 1966
222	U-M (128), Purdue (94)	Feb. 19, 1966
222	U-M (115), vs. Bradley (107)	Nov. 21, 1986

REBOUNDS

77	at Michigan State	Feb. 2, 1963
74	Butler	Dec. 29, 1969
72	Western Ontario	Feb. 2, 1961
72	at Indiana	Feb. 15, 1965

FIELD GOALS MADE

55	Iowa	March 10, 1990
52	Purdue	Feb. 19, 1966
51	Northern Michigan	Dec. 19, 1987
51	Western Michigan	Dec. 7, 1987
51	Illinois-Chicago	Dec. 6, 1986
50	Youngstown State	Dec. 21, 1988

FIELD GOAL ATTEMPTS

109	Purdue	Jan. 23, 1965
108	Delaware	Dec. 20, 1958
108	vs. Loyola	Feb. 1, 1969

FIELD GOALS PERCENTAGE

69.23% (45-65)	vs. Alaska-Anchorage	Dec. 30, 1986
68.00% (51-75)	Western Michigan	Dec. 7, 1987
67.56% (50-74)	Youngstown State	Dec. 21, 1988
67.64% (46-68)	Eastern Michigan	Dec. 30, 1989
66.67% (38-57)	at Purdue	Jan. 29, 1989
66.67% (42-63)	Wisconsin	Jan. 25, 1992
66.17% (45-68)	Illinois	Feb. 23, 1978

THREE-POINT FIELD GOALS MADE

16	Houston Baptist	Dec. 7, 2013
16	Bryant	Dec. 23, 2010
16	Eastern Michigan	Dec. 13, 2008
15	South Carolina State	Nov. 12, 2013
15	at Oakland	Dec. 10, 2011
15	at Iowa	Feb. 16, 2010
15	Indiana	Feb. 22, 1998*
14	vs. Texas	March 22, 2014
14	Ohio State	Feb. 5, 2013
14	at Northwestern	Feb. 21, 2012
14	Iowa	Jan. 30, 2011

THREE-POINT FIELD GOAL ATTEMPTS

42	Florida Gulf Coast	Dec. 22, 2008
40	at Indiana	Jan. 7, 2009
38	at Northwestern	Feb. 21, 2012
35	Minnesota	Jan. 22, 2011
34	Boston College	Dec. 2, 2009
33	Coppin State	Dec. 22, 2009
33	Eastern Michigan	Dec. 13, 2008

GOAL PERCENTAGE

87.50% (7-8)	Iowa	Feb. 3, 1988
76.92% (10-13)	Wisconsin	Feb. 25, 1989
75.00% (12-16)	Illinois Chicago	Dec. 6, 1986
75.00% (6-8)	Bowling Green	Dec. 2, 1987
75.00% (6-8)	Ohio State	Jan. 8, 1987

FREE THROWS MADE

38	Iowa	March 1, 2000
37	Illinois	Jan. 16, 2000
34	at Eastern Michigan	Dec. 9, 1998
34	Iowa	Feb. 14, 2001
33	at Northwestern	Jan. 23, 1971
32	Ohio State	Jan. 29, 1972

FREE THROW ATTEMPTS

52	Iowa	March 1, 2000
50	Ohio State	Jan. 29, 1972
50	at Northwestern	Jan. 23, 1971
48	at Purdue	Dec. 22, 1952
47	Iowa	Feb. 14, 2001
45	Illinois	Jan. 16, 2000
45	vs. Portland	Dec. 29, 1994
45	Ohio State	Jan. 27, 1968

FREE THROW PERCENTAGE

1.000% (16-16)	Ohio State	March 2, 2002
1.000% (15-15)	Wisconsin	March 8, 1990
1.000% (15-15)	Northwestern	Feb. 21, 1987
96.15% (25-26)	Northeastern	Nov. 12, 2008
95.45% (21-22)	Iowa	Feb. 17, 1977
94.73% (18-19)	at Purdue	Feb. 19, 2003

ASSISTS

37	Eastern Michigan	Dec. 12, 1987
37	Western Michigan	Dec. 7, 1987
36	Iowa	Feb. 3, 1988
33	Purdue	March 7, 1987
33	Chicago State	Dec. 9, 1991
32	Purdue	Feb. 23, 1974
31	Northern Michigan	Dec. 19, 1987
31	vs. Iowa State	Dec. 19, 1992
30	Iowa	Jan. 31, 1987

STEALS

18	at UT-Chattanooga	Dec. 3, 1994
17	vs. Portland	Dec. 29, 1994
17	Michigan State	Feb. 26, 1977
16	at Wisconsin	March 2, 1994
15	vs. Alabama	Nov. 29, 2009
15	at Boston University	Nov. 22, 2005
15	at Minnesota	Jan. 9, 2002
15	Cleveland State	Nov. 29, 1993
14	three times	

BLOCKS

18	Florida Southern	Dec. 7, 1985
13	Army	Dec. 28, 2006
12	Sacramento State	Nov. 19, 2004
12	at Minnesota	Jan. 20, 1993
12	Chicago State	Dec. 9, 1991
11	UMBC	No. 25, 2006
11	Chicago State	Dec. 31, 2005
11	vs. Cleveland State	Dec. 7, 1992*
11	Cleveland State	Dec. 29, 1985

Game Records | Player

SCORING OUTPUT

48	Rudy Tomjanovich vs. Indiana	Jan. 7, 1969
48	Cazzie Russell vs. Northwestern	March 5, 1966
45	Cazzie Russell vs. San Francisco	Dec. 11, 1965
44	Henry Wilmore vs. Wisconsin	Jan. 9, 1971
43	John Tidwell vs. Minnesota	March 4, 1961
42	Rudy Tomjanovich vs. Utah	Dec. 22, 1969
42	Henry Wilmore vs. Ohio State	Feb. 27, 1971
41	John Tidwell vs. Michigan State	Feb. 27, 1960

REBOUNDS

30	Rudy Tomjanovich vs. Loyola	Feb. 1, 1969
27	Rudy Tomjanovich vs. Kentucky	Dec. 6, 1967
27	M.C. Burton vs. Iowa	Feb. 16, 1959
26	Phil Hubbard vs. Detroit	March 17, 1977

FIELD GOALS MADE

21	Rudy Tomjanovich vs. Indiana	Jan. 7, 1969
20	Cazzie Russell vs. Northwestern	March 5, 1966
20	John Tidwell vs. Minnesota	March 4, 1961
17	Henry Wilmore vs. Kentucky	Dec. 5, 1970
17	Bill Buntin vs. Indiana	Feb. 9, 1963

FIELD GOAL ATTEMPTS

38	Rudy Tomjanovich vs. Loyola	Feb. 1, 1969
36	Henry Wilmore vs. Ohio State	Feb. 27, 1971
35	John Tidwell vs. Minnesota	March 4, 1961
34	Rudy Tomjanovich vs. Indiana	Jan. 7, 1969
34	Cazzie Russell vs. Northwestern	March 5, 1966

FIELD GOALS PERCENTAGE

(minimum 10 attempts)

1.000% (11-11)	Bill Buntin vs. Butler	Dec. 11, 1963
92.31% (12-13)	John Robinson vs. Ohio State	Jan. 4, 1975
91.67% (11-12)	John Lockard vs. Oregon	Dec. 29, 1971
91.67%* (11-12)	Chris Webber* vs. Northwestern	March 13, 1993
90.91% (10-11)	Jimmy King vs. Purdue	Feb. 7, 1993

THREE-POINT FIELD GOALS MADE

9	Garde Thompson vs. Navy	March 12, 1987
8	Glen Rice vs. North Carolina	March 23, 1989
7	Dion Harris at Penn State	Feb. 1, 2006
7	LaVell Blanchard vs. Illinois	March 1, 2003
7	Daniel Horton vs. UCLA	Dec. 28, 2002
7	Louis Bullock* vs. Eastern Michigan	Dec. 17, 1997
7	Louis Bullock* vs. Northwestern	Jan. 4, 1997
7	Louis Bullock* vs. Ball State	Nov. 26, 1996
7	Louis Bullock* vs. Indiana	Jan. 23, 1996
7	Sean Higgins vs. Virginia	March 25, 1989
7	Glen Rice vs. Wisconsin	Feb. 25, 1989
7	Garde Thompson vs. Illinois-Chicago	Dec. 6, 1986

THREE-POINT FIELD GOAL ATTEMPTS

14	Dion Harris at N.C. State	Nov. 27, 2006
14	Dion Harris vs. Iowa	March 5, 2005
14	Daniel Horton vs. Boston University	Dec. 30, 2003
14	Daniel Horton at Minnesota	Feb. 1, 2003
14	Louis Bullock* vs. UCLA	March 15, 1998
13	Daniel Horton at Northwestern	Jan. 18, 2003
13	Louis Bullock* vs. Indiana	Jan. 5, 1999

THREE-POINT FIELD GOALPERCENTAGE

(minimum six attempts)

1.000% (7-7)	Glen Rice vs. Wisconsin	Feb. 25, 1989
88.89% (8-9)	Garde Thompson vs. Illinois-Chicago	Dec. 6, 1986
87.50% (7-8)	Louis Bullock* vs. Eastern Michigan	Dec. 17, 1997
83.33% (5-6)	LaVell Blanchard vs. IUPUI	Jan. 4, 2003
83.33% (5-6)	Robbie Reid vs. Wisconsin	Dec. 30, 1998

FREE THROWS MADE

17	Tom Cole vs. Indiana	Feb. 26, 1962
16	Joe Johnson vs. Michigan State	Feb. 8, 1975
16	Henry Wilmore vs. Ohio State	Jan. 29, 1972
15	Eric Turner vs. Iowa	March 10, 1983
15	Henry Wilmore vs. Northwestern	Feb. 17, 1973
15	Henry Wilmore vs. Indiana	Jan. 16, 1971
15	Oliver Darden vs. Indiana	Jan. 10, 1965
15	Bill Buntin vs. Kansas State	March 21, 1964

FREE THROW ATTEMPTS

22	Henry Wilmore vs. Ohio State	Jan. 29, 1972
19	Manny Harris vs. Western Kentucky	Nov. 24, 2007
19	Eric Turner vs. Iowa	March 10, 1983
19	Henry Wilmore vs. Northwestern	Feb. 17, 1973
18	Kevin Gaines vs. Iowa	March 1, 2000
18	Joe Johnson vs. Michigan State	Feb. 8, 1975
18	Bill Buntin vs. at Wisconsin	Feb. 22, 1964
18	Tom Cole vs. Indiana	Feb. 26, 1962

FREE THROW PERCENTAGE

(minimum 10 attempts)

1.000% (14-14)	C.J. Kupec vs. Illinois	Jan. 2, 1975
1.000% (13-13)	Daniel Horton vs. Indiana	March 4, 2006
1.000% (13-13)	Terry Mills vs. Michigan State	March 1, 1990
1.000% (12-12)	Craig Dill vs. Ohio State	Feb. 18, 1966
1.000% (11-11)	LaVell Blanchard vs. Illinois	Jan. 16, 2000
1.000% (11-11)	Terry Mills vs. Minnesota	Jan. 13, 1990
1.000% (11-11)	Thad Garner vs. Illinois	Feb. 6, 1982
1.000% (11-11)	Dan Fife vs. Purdue	Feb. 13, 1971
1.000% (11-11)	Oliver Darden vs. UCLA	March 20, 1965
1.000% (10-10)	Daniel Horton vs. Wisconsin	Jan. 28, 2006
1.000% (10-10)	Daniel Horton at Minnesota	Jan. 21, 2006
1.000% (10-10)	Chris Hunter vs. South Florida	Dec. 11, 2004
1.000% (10-10)	Lester Abram vs. Northwestern	Jan. 7, 2004
1.000% (10-10)	LaVell Blanchard vs. Vanderbilt	Dec. 21, 2002
1.000% (10-10)	Louis Bullock* vs. Western Michigan	Dec. 6, 1998

ASSISTS

14	Gary Grant vs. Northern Michigan	Dec. 19, 1987
14	Gary Grant vs. Western Michigan	Dec. 7, 1987
13	Manny Harris vs. Oakland	Dec. 20, 2008
13	Rumeal Robinson vs. North Carolina	March 23, 1989
13	Gary Grant vs. Eastern Michigan	Dec. 12, 1987
13	Antoine Joubert vs. Northwestern	Jan. 31, 1985
13	Mark Bodnar vs. Dayton	Dec. 13, 1980
12	seven times	

TURNOVERS

21	Mike Maundrell vs. Duke	Dec. 6, 1967
19	Campy Russell vs. Dayton	Dec. 15, 1973
18	Dave McClellan vs. Illinois	Feb. 13, 1968
12	Joe Johnson vs. Purdue	Jan. 21, 1974
11	Michael Talley vs. Ohio State	Feb. 11, 1991

STEALS

7	Gary Grant vs. Iowa	Jan. 19, 1985
7	Eric Turner vs. Western Michigan	Dec. 12, 1981
7	Rickey Green vs. Western Kentucky	Nov. 27, 1976
6	Dani Wohl vs. Penn State	Feb. 23, 2005
6	Jalen Rose vs. Iowa	Feb. 16, 1994
6	Jimmy King vs. UT-Chattanooga	Dec. 3, 1994
6	Dugan Fife vs. UT-Chattanooga	Dec. 3, 1994
6	Michael Talley vs. Boston University	Dec. 10, 1990
6	Gary Grant vs. Illinois	March 4, 1987
6	Gary Grant vs. Iowa	Feb. 15, 1986
6	Gary Grant vs. Central Michigan	Dec. 3, 1986
6	Steve Grote vs. Ohio State	Feb. 5, 1977
6	Rickey Green vs. Michigan State	Feb. 26, 1977
6	Phil Hubbard vs. Michigan State	Feb. 26, 1977
6	Dave Baxter vs. Dayton	Dec. 10, 1977

BLOCKS

10	Roy Tarpley vs. Florida Southern	Dec. 7, 1985
9	Ekpe Udoh vs. Army	Dec. 28, 2006
9	Eric Riley vs. Utah	Dec. 1, 1990
9	Roy Tarpley vs. Cleveland State	Dec. 29, 1985
8	Courtney Sims vs. Chicago State	Dec. 31, 2005
8	Eric Riley vs. Illinois	Feb. 28, 1991
7	three times	

MINUTES

56	Eric Turner vs. Illinois	Jan. 28, 1984
55	Tim McCormick vs. Illinois	Jan. 28, 1984
55	Eric Turner vs. Purdue	Jan. 27, 1983
54	Mike McGee vs. Northwestern	Jan. 26, 1980
52	Roy Tarpley vs. Iowa	Jan. 19, 1985

Game Records | Individual Scoring

40-PLUS POINT GAMES (since 1970)

Player	Points	Opponent	Date
Cazzie Russell	48	Northwestern^	March 5, 1966
Rudy Tomjanovich	48	Indiana	January 7, 1969
Cazzie Russell	45	vs. San Francisco	December 11, 1965
Henry Wilmore	44	at Wisconsin	January 9, 1971
John Tidwell	43	Minnesota^	March 4, 1961
Rudy Tomjanovich	42	at Utah	December 22, 1969
Henry Wilmore	42	Ohio State	February 27, 1971
John Tidwell	41	Michigan State^	February 27, 1960
Cazzie Russell	40	at Michigan State	January 26, 1965
Cazzie Russell	40	Minnesota^	January 22, 1966
Rudy Tomjanovich	40	at Illinois	February 22, 1969
Henry Wilmore	40	at Kentucky	December 5, 1970
Glen Rice	40	Minnesota	January 9, 1988

30-PLUS POINT GAMES (since 1970)

Player	Points	Opponent	Date
Henry Wilmore	39	Northwestern	February 17, 1973
Glen Rice	39	vs. South Florida#	March 19, 1988
Daniel Horton	39	Illinois	February 21, 2006
M.C. Burton	38	Butler^	December 12, 1958
John Tidwell	38	Pittsburgh^	December 6, 1960
Henry Wilmore	38	vs. Villanova	December 30, 1970
Henry Wilmore	38	Western Michigan	December 4, 1971
Mike McGee	38	at Northwestern	March 4, 1978
Glen Rice	38	Wisconsin	February 25, 1989
John Tidwell	37	at Wisconsin	January 12, 1959
Bill Buntin	37	at Illinois	February 8, 1964
Rudy Tomjanovich	37	Illinois	February 11, 1969
Rudy Tomjanovich	37	Iowa	January 6, 1970
Rudy Tomjanovich	37	Minnesota	February 21, 1970
Mike McGee	37	Ohio State	February 12, 1981
Bill Buntin	36	Indiana^	February 9, 1963
Cazzie Russell	36	Detroit^	December 31, 1963
Cazzie Russell	36	vs. Manhattan	December 28, 1964
Cazzie Russell	36	Wisconsin^	February 12, 1966
Rudy Tomjanovich	36	at Purdue	January 31, 1970
Rudy Tomjanovich	36	at Indiana	February 24, 1970
Campy Russell	36	at Wisconsin	February 25, 1974
Campy Russell	36	at Michigan State	March 9, 1974
Campy Russell	36	vs. Notre Dame#	March 14, 1974
Mike McGee	36	Western Michigan	December 16, 1978
Mike McGee	36	at Detroit	December 12, 1979
Mike McGee	36	Minnesota	March 5, 1981
Glen Rice	36	Northern Michigan	December 20, 1988
Glen Rice	36	vs. South Alabama#	March 19, 1989
Cazzie Russell	35	vs. Arizona State	December 27, 1965
Rudy Tomjanovich	35	Wisconsin	February 28, 1970
Rickey Green	35	vs. Holy Cross#	March 13, 1977
Mike McGee	35	Akron	December 8, 1980
Gary Grant	35	Ohio State	January 8, 1987
Glen Rice	35	at Iowa	February 27, 1988
Bill Buntin	34	at Iowa	January 7, 1963
Cazzie Russell	34	at Michigan State	January 25, 1964
Cazzie Russell	34	at Michigan State	March 7, 1966
Dennis Stewart	34	Western Michigan	December 7, 1968
Rudy Tomjanovich	34	Butler	December 29, 1969
Rudy Tomjanovich	34	at Ohio State	January 13, 1970
Mike McGee	34	at Indiana	February 18, 1978
Mike McGee	34	Central Michigan	December 3, 1979
Gary Grant	34	Bradley	November 21, 1986
Antoine Joubert	34	at Minnesota	February 25, 1987
Glen Rice	34	at Purdue	January 29, 1989
Glen Rice	34	vs. North Carolina#	March 23, 1989
Jalen Rose	34	at Iowa	January 9, 1992
Juwan Howard	34	vs. Texas#	March 19, 1994
Louis Bullock*	34	at Eastern Michigan	December 9, 1998
Daniel Horton	34	Indiana	March 4, 2006

John Tidwell	33	Illinois^	March 2, 1959
Bill Buntin	33	Northwestern^	January 5, 1963
Bill Buntin	33	vs. Kansas State#	March 21, 1964
Cazzie Russell	33	Ball State^	December 1, 1964
Cazzie Russell	33	Illinois^	February 1, 1966
Rudy Tomjanovich	33	Indiana	March 7, 1970
Henry Wilmore	33	Minnesota	February 20, 1971
Dave Baxter	33	Illinois	February 23, 1978
Mike McGee	33	Minnesota	January 4, 1979
Glen Rice	33	Iowa	January 31, 1987
Garde Thompson	33	vs. Navy#	March 12, 1987
Gary Grant	33	Eastern Michigan	December 12, 1987
Glen Rice	33	Michigan State	February 22, 1988
Glen Rice	33	Iowa	March 4, 1989
Rumeal Robinson	33	at Minnesota	February 15, 1990
Jalen Rose	33	at Northwestern	March 12, 1994
Louis Bullock*	33	at Minnesota	January 20, 1999
Courtney Sims	33	Delaware State	December 7, 2005
Bill Buntin	32	Iowa^	February 25, 1963
Bill Buntin	32	Western Michigan^	December 14, 1963
Cazzie Russell	32	Western Michigan^	December 14, 1963
Cazzie Russell	32	Michigan State^	February 13, 1965
Dennis Stewart	32	Ohio State	January 27, 1968
Rudy Tomjanovich	32	Marquette	December 8, 1969
Rudy Tomjanovich	32	at Minnesota	March 3, 1970
Rickey Green	32	Minnesota	January 5, 1976
Rickey Green	32	Wisconsin	February 2, 1976
Rickey Green	32	Indiana	February 3, 1977
Eric Turner	32	at Iowa	January 8, 1983
Eric Turner	32	Purdue	January 27, 1983
Gary Grant	32	vs. Memphis	November 23, 1986
Garde Thompson	32	Illinois-Chicago	December 6, 1986
Gary Grant	32	Northern Michigan	December 20, 1986
Glen Rice	32	Western Michigan	December 7, 1987
Gary Grant	32	Grambling State	December 21, 1987
Gary Grant	32	Purdue	February 7, 1988
Glen Rice	32	vs. Virginia#	March 25, 1989
Sean Higgins	32	Duke	December 9, 1989
Demetrius Calip	32	Purdue	February 18, 1991
Juwan Howard	32	at Northwestern	March 12, 1994
Louis Bullock*	32	vs. Western Michigan	December 6, 1998
Daniel Horton	32	at Minnesota	January 21, 2006
M.C. Burton	31	Indiana^	February 7, 1959
John Tidwell	31	Tennessee^	December 19, 1959
John Tidwell	31	Denver^	December 21, 1959
Cazzie Russell	31	vs. Duke#	March 20, 1964
Cazzie Russell	31	Iowa^	February 28, 1966
Bob Sullivan	31	at Loyola	February 1, 1969
Rudy Tomjanovich	31	Illinois	January 17, 1970
Henry Wilmore	31	at Minnesota	January 30, 1971
Henry Wilmore	31	Illinois	February 12, 1972
Henry Wilmore	31	vs. Boston College	December 26, 1972
Henry Wilmore	31	Indiana	January 27, 1973
Campy Russell	31	Northwestern	February 17, 1973
Phil Hubbard	31	at Purdue	March 5, 1977
Johnny Johnson	31	Illinois	January 22, 1981
Roy Tarpley	31	Purdue	February 7, 1985
Gary Grant	31	at Northwestern	January 6, 1988
Glen Rice	31	Minnesota	January 12, 1989
Sean Higgins	31	vs. Virginia#	March 25, 1989
Glen Rice	31	vs. Seton Hall#	April 3, 1989
Terry Mills	31	at Marquette	December 16, 1989
Terry Mills	31	at Michigan State	March 1, 1990
Jalen Rose	31	Duke	December 11, 1993
Daniel Horton	31	at Purdue	February 19, 2003
George Lee	30	Iowa^	February 16, 1959
John Tidwell	30	Washington^	January 28, 1960
John Tidwell	30	at Tennessee	December 3, 1960
Bill Buntin	30	at Indiana	March 4, 1963
Cazzie Russell	30	at Ball State	November 30, 1963
Cazzie Russell	30	at Ohio State	February 3, 1964
Bill Buntin	30	Illinois^	January 9, 1965
Cazzie Russell	30	Illinois^	January 9, 1965
Bill Buntin	30	at Illinois	February 27, 1965
Cazzie Russell	30	Duke^	December 21, 1965
Rudy Tomjanovich	30	Minnesota	February 5, 1968
Rudy Tomjanovich	30	at Indiana	February 17, 1968

Game Records | Individual Scoring

Rudy Tomjanovich	30	Purdue	February 27, 1968
Rudy Tomjanovich	30	Purdue	January 10, 1970
Rodney Ford	30	Wisconsin	March 13, 1971
Campy Russell	30	Toledo	December 19, 1972
Campy Russell	30	at Indiana	February 16, 1974
C.J. Kupec	30	at Illinois	January 2, 1975
Rickey Green	30	at South Carolina	January 2, 1977
Mike McGee	30	Central Michigan	November 30, 1978
Mike McGee	30	Michigan State	January 24, 1980
Mike McGee	30	at Northwestern	January 26, 1980
Mike McGee	30	Kent State	December 10, 1980
Mike McGee	30	at Syracuse	March 19, 1981
Eric Turner	30	Iowa	March 10, 1983
Gary Grant	30	Illinois-Chicago	December 6, 1986
Antoine Joubert	30	Purdue	March 7, 1987
Glen Rice	30	Wisconsin	January 21, 1988
Glen Rice	30	Youngstown State	December 21, 1988
Glen Rice	30	at Illinois	January 14, 1989
Glen Rice	30	at Ohio State	February 23, 1989
Terry Mills	30	at Purdue	March 4, 1990
Chris Webber*	30	vs. East Tenn. State	March 22, 1992
Juwan Howard	30	vs. Arkansas#	March 27, 1994
Louis Bullock*	30	at Fla. International	November 13, 1998
LaVell Blanchard	30	at Iowa	January 20, 2001
Manny Harris	30	Michigan Tech	November 11, 2008
Rudy Tomjanovich	30	Purdue	February 27, 1968
Rudy Tomjanovich	30	Purdue	January 10, 1970
Rodney Ford	30	Wisconsin	March 13, 1971
Campy Russell	30	Toledo	December 19, 1972
Campy Russell	30	at Indiana	February 16, 1974
C.J. Kupec	30	at Illinois	January 2, 1975
Rickey Green	30	at South Carolina	January 2, 1977
Mike McGee	30	Central Michigan	November 30, 1978
Mike McGee	30	Michigan State	January 24, 1980
Mike McGee	30	at Northwestern	January 26, 1980
Mike McGee	30	Kent State	December 10, 1980
Mike McGee	30	at Syracuse	March 19, 1981
Eric Turner	30	Iowa	March 10, 1983
Gary Grant	30	Illinois-Chicago	December 6, 1986
Antoine Joubert	30	Purdue	March 7, 1987
Glen Rice	30	Wisconsin	January 21, 1988
Glen Rice	30	Youngstown State	December 21, 1988
Glen Rice	30	at Illinois	January 14, 1989
Glen Rice	30	at Ohio State	February 23, 1989
Terry Mills	30	at Purdue	March 4, 1990
Chris Webber*	30	vs. East Tenn. State	March 22, 1992
Juwan Howard	30	vs. Arkansas#	March 27, 1994
Louis Bullock*	30	at Fla. International	November 13, 1998
LaVell Blanchard	30	at Iowa	January 20, 2001
Manny Harris	30	Michigan Tech	November 11, 2008
Tim Hardaway Jr.	30	at Iowa	February 19, 2011
Trey Burke	30	vs. Minnesota	March 9, 2012

- NCAA postseason game

^ - Yost Arena

40-POINT GAMES		
PLAYER	YEARS	NO
Cazzie Russell	1964-66	4
Rudy Tomjanovich	1968-70	3
Henry Wilmore	1971-73	3
John Tidwell	1959-61	2
Glen Rice	1986-89	1

40-POINT GAMES IN A SEASON		
PLAYER	SEASON	NO
Cazzie Russell	1965-66	3
Henry Wilmore	1970-71	3
Rudy Tomjanovich	1968-69	2
John Tidwell	1959-60	1
John Tidwell	1960-61	1
Cazzie Russell	1964-65	1
Rudy Tomjanovich	1969-70	1
Glen Rice	1987-88	1

30-POINT GAMES		
PLAYER	YEARS	NO
Cazzie Russell	1964-66	20
Glen Rice	1986-89	19
Rudy Tomjanovich	1968-70	19
Mike McGee	1978-81	14
Henry Wilmore	1971-73	11
Bill Buntin	1963-65	10
Gary Grant	1985-88	9
John Tidwell	1959-61	9
Campy Russell	1973-74	6
Rickey Green	1976-77	5
Daniel Horton	2003-06	4
Louis Bullock*	1996-99	4*
Juwan Howard	1992-94	3
Terry Mills	1988-90	3
Jalen Rose	1992-94	3
Eric Turner	1982-84	3
M.C. Burton	1957-59	2
Sean Higgins	1988-90	2
Antoine Joubert	1984-87	2
Dennis Stewart	1967-69	2
Garde Thompson	1984-87	2
Trey Burke	2012-13	1
Tim Hardaway Jr.	2011-13	1
Manny Harris	2008-10	1
Courtney Sims	2004-07	1
LaVell Blanchard	2000-03	1
Chris Webber*	1992-93	1*
Demetrius Calip	1988-91	1
Rumeal Robinson	1988-90	1
Roy Tarpley	1983-86	1
Johnny Johnson	1978-81	1
Phil Hubbard	1976-79	1
Dave Baxter	1975-78	1
C.J. Kupec	1973-75	1
Rodney Ford	1969-71	1
Bob Sullivan	1967-69	1
George Lee	1957-59	1

30-POINT GAMES IN A SEASON		
PLAYER	SEASON	NO
Rudy Tomjanovich	1969-70	13
Glen Rice	1988-89	12
Cazzie Russell	1965-66	9
Bill Buntin	1962-63	6
Glen Rice	1987-88	6
Cazzie Russell	1963-64	6
Henry Wilmore	1970-71	6
Gary Grant	1986-87	5
Mike McGee	1980-81	5
Mike McGee	1978-79	5
Cazzie Russell	1964-65	5

Game Records | Individual Scoring

30-PLUS POINT GAMES (since 1958)

PLAYER	POINTS	OPPONENT	DATE	PLAYER	POINTS	OPPONENT	DATE
M.C. Burton	38	Butler^	December 12, 1958	Campy Russell	30	Toledo	December 19, 1972
John Tidwell	37	at Wisconsin	January 12, 1959	Henry Wilmore	31	vs. Boston College	December 26, 1972
M.C. Burton	31	Indiana^	February 7, 1959	Henry Wilmore	31	Indiana	January 27, 1973
George Lee	30	Iowa^	February 16, 1959	Henry Wilmore	39	Northwestern	February 17, 1973
John Tidwell	33	Illinois^	March 2, 1959	Campy Russell	31	Northwestern	February 17, 1973
John Tidwell	31	Tennessee^	December 19, 1959	Campy Russell	30	at Indiana	February 16, 1974
John Tidwell	31	Denver^	December 21, 1959	Campy Russell	30	at Indiana	February 16, 1974
John Tidwell	30	Washington^	January 28, 1960	Campy Russell	36	at Wisconsin	February 25, 1974
John Tidwell	41	Michigan State^	February 27, 1960	Campy Russell	36	at Michigan State	March 9, 1974
John Tidwell	30	at Tennessee	December 3, 1960	Campy Russell	36	vs. Notre Dame#	March 14, 1974
John Tidwell	38	Pittsburgh^	December 6, 1960	C.J. Kupec	30	at Illinois	January 2, 1975
John Tidwell	43	Minnesota^	March 4, 1961	C.J. Kupec	30	at Illinois	January 2, 1975
Bill Buntin	33	Northwestern^	January 5, 1963	Rickey Green	32	Minnesota	January 5, 1976
Bill Buntin	34	at Iowa	January 7, 1963	Rickey Green	32	Wisconsin	February 2, 1976
Bill Buntin	36	Indiana^	February 9, 1963	Rickey Green	30	at South Carolina	January 2, 1977
Bill Buntin	32	Iowa^	February 25, 1963	Rickey Green	30	at South Carolina	January 2, 1977
Bill Buntin	30	at Indiana	March 4, 1963	Rickey Green	32	Indiana	February 3, 1977
Cazzie Russell	30	at Ball State	November 30, 1963	Phil Hubbard	31	at Purdue	March 5, 1977
Bill Buntin	32	Western Michigan^	December 14, 1963	Rickey Green	35	vs. Holy Cross#	March 13, 1977
Cazzie Russell	32	Western Michigan^	December 14, 1963	Mike McGee	34	at Indiana	February 18, 1978
Cazzie Russell	36	Detroit^	December 31, 1963	Dave Baxter	33	Illinois	February 23, 1978
Cazzie Russell	34	at Michigan State	January 25, 1964	Mike McGee	38	at Northwestern	March 4, 1978
Cazzie Russell	30	at Ohio State	February 3, 1964	Mike McGee	30	Central Michigan	November 30, 1978
Bill Buntin	37	at Illinois	February 8, 1964	Mike McGee	30	Central Michigan	November 30, 1978
Cazzie Russell	31	vs. Duke#	March 20, 1964	Mike McGee	36	Western Michigan	December 16, 1978
Bill Buntin	33	vs. Kansas State#	March 21, 1964	Mike McGee	33	Minnesota	January 4, 1979
Cazzie Russell	33	Ball State^	December 1, 1964	Mike McGee	34	Central Michigan	December 3, 1979
Cazzie Russell	36	vs. Manhattan	December 28, 1964	Mike McGee	36	at Detroit	December 12, 1979
Bill Buntin	30	Illinois^	January 9, 1965	Mike McGee	30	Michigan State	January 24, 1980
Cazzie Russell	30	Illinois^	January 9, 1965	Mike McGee	30	Michigan State	January 24, 1980
Cazzie Russell	40	at Michigan State	January 26, 1965	Mike McGee	30	at Northwestern	January 26, 1980
Cazzie Russell	32	Michigan State^	February 13, 1965	Mike McGee	30	at Northwestern	January 26, 1980
Bill Buntin	30	at Illinois	February 27, 1965	Mike McGee	35	Akron	December 8, 1980
Cazzie Russell	45	vs. San Francisco	December 11, 1965	Mike McGee	30	Kent State	December 10, 1980
Cazzie Russell	30	Duke^	December 21, 1965	Mike McGee	30	Kent State	December 10, 1980
Cazzie Russell	35	vs. Arizona State	December 27, 1965	Johnny Johnson	31	Illinois	January 22, 1981
Cazzie Russell	40	Minnesota^	January 22, 1966	Mike McGee	37	Ohio State	February 12, 1981
Cazzie Russell	33	Illinois^	February 1, 1966	Mike McGee	36	Minnesota	March 5, 1981
Cazzie Russell	36	Wisconsin^	February 12, 1966	Mike McGee	30	at Syracuse	March 19, 1981
Cazzie Russell	31	Iowa^	February 28, 1966	Mike McGee	30	at Syracuse	March 19, 1981
Cazzie Russell	48	Northwestern^	March 5, 1966	Eric Turner	32	at Iowa	January 8, 1983
Cazzie Russell	34	at Michigan State	March 7, 1966	Eric Turner	32	Purdue	January 27, 1983
Dennis Stewart	32	Ohio State	January 27, 1968	Eric Turner	30	Iowa	March 10, 1983
Rudy Tomjanovich	30	Minnesota	February 5, 1968	Eric Turner	30	Iowa	March 10, 1983
Rudy Tomjanovich	30	at Indiana	February 17, 1968	Roy Tarpley	31	Purdue	February 7, 1985
Rudy Tomjanovich	30	Purdue	February 27, 1968	Gary Grant	34	Bradley	November 21, 1986
Rudy Tomjanovich	30	Purdue	February 27, 1968	Gary Grant	32	vs. Memphis	November 23, 1986
Dennis Stewart	34	Western Michigan	December 7, 1968	Garde Thompson	32	Illinois-Chicago	December 6, 1986
Rudy Tomjanovich	48	Indiana	January 7, 1969	Gary Grant	30	Illinois-Chicago	December 6, 1986
Bob Sullivan	31	at Loyola	February 1, 1969	Gary Grant	30	Illinois-Chicago	December 6, 1986
Rudy Tomjanovich	37	Illinois	February 11, 1969	Gary Grant	32	Northern Michigan	December 20, 1986
Rudy Tomjanovich	40	at Illinois	February 22, 1969	Gary Grant	35	Ohio State	January 8, 1987
Rudy Tomjanovich	32	Marquette	December 8, 1969	Glen Rice	33	Iowa	January 31, 1987
Rudy Tomjanovich	42	at Utah	December 22, 1969	Antoine Joubert	34	at Minnesota	February 25, 1987
Rudy Tomjanovich	34	Butler	December 29, 1969	Antoine Joubert	30	Purdue	March 7, 1987
Rudy Tomjanovich	37	Iowa	January 6, 1970	Antoine Joubert	30	Purdue	March 7, 1987
Rudy Tomjanovich	30	Purdue	January 10, 1970	Garde Thompson	33	vs. Navy#	March 12, 1987
Rudy Tomjanovich	30	Purdue	January 10, 1970	Glen Rice	32	Western Michigan	December 7, 1987
Rudy Tomjanovich	34	at Ohio State	January 13, 1970	Gary Grant	33	Eastern Michigan	December 12, 1987
Rudy Tomjanovich	31	Illinois	January 17, 1970	Gary Grant	32	Grambling State	December 21, 1987
Rudy Tomjanovich	36	at Purdue	January 31, 1970	Gary Grant	31	at Northwestern	January 6, 1988
Rudy Tomjanovich	37	Minnesota	February 21, 1970	Glen Rice	40	Minnesota	January 9, 1988
Rudy Tomjanovich	36	at Indiana	February 24, 1970	Glen Rice	30	Wisconsin	January 21, 1988
Rudy Tomjanovich	35	Wisconsin	February 28, 1970	Glen Rice	30	Wisconsin	January 21, 1988
Rudy Tomjanovich	32	at Minnesota	March 3, 1970	Gary Grant	32	Purdue	February 7, 1988
Rudy Tomjanovich	33	Indiana	March 7, 1970	Glen Rice	33	Michigan State	February 22, 1988
Henry Wilmore	40	at Kentucky	December 5, 1970	Glen Rice	35	at Iowa	February 27, 1988
Henry Wilmore	38	vs. Villanova	December 30, 1970	Glen Rice	39	vs. South Florida#	March 19, 1988
Henry Wilmore	44	at Wisconsin	January 9, 1971	Glen Rice	36	Northern Michigan	December 20, 1988
Henry Wilmore	31	at Minnesota	January 30, 1971	Glen Rice	30	Youngstown State	December 21, 1988
Henry Wilmore	33	Minnesota	January 20, 1971	Glen Rice	30	Youngstown State	December 21, 1988
Henry Wilmore	42	Ohio State	February 27, 1971	Glen Rice	31	Minnesota	January 12, 1989
Rodney Ford	30	Wisconsin	March 13, 1971	Glen Rice	30	at Illinois	January 14, 1989
Rodney Ford	30	Wisconsin	March 13, 1971	Glen Rice	30	at Illinois	January 14, 1989
Henry Wilmore	38	Western Michigan	December 4, 1971	Glen Rice	34	at Purdue	January 29, 1989
Henry Wilmore	31	Illinois	February 12, 1972	Glen Rice	30	at Ohio State	February 23, 1989
Campy Russell	30	Toledo	December 19, 1972	Glen Rice	30	at Ohio State	February 23, 1989

Game Records | Individual Scoring

PLAYER	POINTS	OPPONENT	DATE
Glen Rice	38	Wisconsin	February 25, 1989
Glen Rice	33	Iowa	March 4, 1989
Glen Rice	36	vs. South Alabama#	March 19, 1989
Glen Rice	34	vs. North Carolina#	March 23, 1989
Glen Rice	32	vs. Virginia#	March 25, 1989
Sean Higgins	31	vs. Virginia#	March 25, 1989
Glen Rice	31	vs. Seton Hall#	April 3, 1989
Sean Higgins	32	Duke	December 9, 1989
Terry Mills	31	at Marquette	December 16, 1989
Rumeal Robinson	33	at Minnesota	February 15, 1990
Terry Mills	31	at Michigan State	March 1, 1990
Terry Mills	30	at Purdue	March 4, 1990
Terry Mills	30	at Purdue	March 4, 1990
Demetrius Calip	32	Purdue	February 18, 1991
Jalen Rose	34	at Iowa	January 9, 1992
Chris Webber*	30	vs. East Tenn. State	March 22, 1992
Chris Webber*	30	vs. East Tenn. State	March 22, 1992
Jalen Rose	31	Duke	December 11, 1993
Jalen Rose	33	at Northwestern	March 12, 1994
Juwan Howard	32	at Northwestern	March 12, 1994
Juwan Howard	34	vs. Texas#	March 19, 1994
Juwan Howard	30	vs. Arkansas#	March 27, 1994
Juwan Howard	30	vs. Arkansas#	March 27, 1994
Louis Bullock*	30	at Fla. International	November 13, 1998
Louis Bullock*	30	at Fla. International	November 13, 1998
Louis Bullock*	32	vs. Western Michigan	December 6, 1998
Louis Bullock*	34	at Eastern Michigan	December 9, 1998
Louis Bullock*	33	at Minnesota	January 20, 1999
LaVell Blanchard	30	at Iowa	January 20, 2001
LaVell Blanchard	30	at Iowa	January 20, 2001
Daniel Horton	31	at Purdue	February 19, 2003
Courtney Sims	33	Delaware State	December 7, 2005
Daniel Horton	32	at Minnesota	January 21, 2006
Daniel Horton	39	Illinois	February 21, 2006
Daniel Horton	34	Indiana	March 4, 2006
Manny Harris	30	Michigan Tech	November 11, 2008
Tim Hardaway Jr.	30	at Iowa	February 19, 2011
Trey Burke	30	vs. Minnesota	March 9, 2012

Game Records | The 30/40 Point Club

Dave Baxter (1975-78)

33 Illinois _____ February 23, 1978

LaVell Blanchard (2000-03)

30 at Iowa _____ January 20, 2001

Louis Bullock* (1996-99)33 at Minnesota _____ January 20, 1999
34 at Eastern Michigan _____ December 9, 1998
32 vs. Western Michigan _____ December 6, 1998
30 at Fla. International _____ November 13, 1998**Bill Buntin (1963-65)**32 Western Michigan^ _____ December 14, 1963
33 Northwestern^ _____ January 5, 1963
34 at Iowa _____ January 7, 1963
36 Indiana^ _____ February 9, 1963
32 Iowa^ _____ February 25, 1963
30 at Indiana _____ March 4, 1963
37 at Illinois _____ February 8, 1964
33 vs. Kansas State# _____ March 21, 1964
30 Illinois^ _____ January 9, 1965
30 at Illinois _____ February 27, 1965**Trey Burke (2011-13)**

30 vs. Minnesota _____ March 9, 2012

M.C. Burton (1957-59)31 Indiana^ _____ February 7, 1959
38 Butler^ _____ December 12, 1958**Demetrius Calip (1988-91)**

32 Purdue _____ February 18, 1991

Rodney Ford (1969-71)

30 Wisconsin _____ March 13, 1971

Gary Grant (1985-88)34 Bradley _____ November 21, 1986
32 vs. Memphis _____ November 23, 1986
30 Illinois-Chicago _____ December 6, 1986
32 Northern Michigan _____ December 20, 1986
35 Ohio State _____ January 8, 1987
33 Eastern Michigan _____ December 12, 1987
32 Grambling State _____ December 21, 1987
31 at Northwestern _____ January 6, 1988
32 Purdue _____ February 7, 1988**Rickey Green (1976-77)**32 Minnesota _____ January 5, 1976
32 Wisconsin _____ February 2, 1976
30 at South Carolina _____ January 2, 1977
32 Indiana _____ February 3, 1977
35 vs. Holy Cross# _____ March 13, 1977**Tim Hardaway Jr. (2011-13)**

30 at Iowa _____ February 19, 2011

Manny Harris (2008-10)

30 Michigan Tech _____ November 11, 2008

Sean Higgins (1988-90)31 vs. Virginia# _____ March 25, 1989
32 Duke _____ December 9, 1989**Daniel Horton (2002-05)**31 at Purdue _____ February 19, 2003
32 at Minnesota _____ January 21, 2006
39 Illinois _____ February 21, 2006
34 Indiana _____ March 4, 2006**Juwan Howard (1992-94)**32 at Northwestern _____ March 12, 1994
34 vs. Texas# _____ March 19, 1994
30 vs. Arkansas# _____ March 27, 1994**Phil Hubbard (1976-79)**

31 at Purdue _____ March 5, 1977

Johnny Johnson (1978-81)

31 Illinois _____ January 22, 1981

Antoine Joubert (1984-87)34 at Minnesota _____ February 25, 1987
30 Purdue _____ March 7, 1987**C.J. Kupec (1973-75)**

30 at Illinois _____ January 2, 1975

George Lee (1957-59)

30 Iowa^ _____ February 16, 1959

Mike McGee (1978-81)34 at Indiana _____ February 18, 1978
38 at Northwestern _____ March 4, 1978
30 Central Michigan _____ November 30, 1978
36 Western Michigan _____ December 16, 1978
33 Minnesota _____ January 4, 1979
36 at Detroit _____ December 12, 1979
34 Central Michigan^ _____ December 3, 1979
30 Michigan State _____ January 24, 1980
30 at Northwestern _____ January 26, 1980
35 Akron _____ December 8, 1980
30 Kent State _____ December 10, 1980
37 Ohio State _____ February 12, 1981
36 Minnesota _____ March 5, 1981
30 at Syracuse _____ March 19, 1981**Terry Mills (1988-90)**31 at Marquette _____ December 16, 1989
31 at Michigan State _____ March 1, 1990
30 at Purdue _____ March 4, 1990**Glen Rice (1986-89)**33 Iowa _____ January 31, 1987
32 Western Michigan _____ December 7, 1987
40 Minnesota _____ January 9, 1988
30 Wisconsin _____ January 21, 1988
33 Michigan State _____ February 22, 1988
35 at Iowa _____ February 27, 1988
39 vSouth Florida# _____ March 19, 1988
36 Northern Michigan _____ December 20, 1988
30 Youngstown State _____ December 21, 1988
31 Minnesota _____ January 12, 1989
30 at Illinois _____ January 14, 1989
34 at Purdue _____ January 29, 1989
30 at Ohio State _____ February 23, 1989
38 Wisconsin _____ February 25, 1989
33 Iowa _____ March 4, 1989
36 vs. South Alabama# _____ March 19, 1989
34 vs. North Carolina# _____ March 23, 1989
32 vs. Virginia# _____ March 25, 1989
31 vs. Seton Hall# _____ April 3, 1989**Jalen Rose (1992-94)**34 at Iowa _____ January 9, 1992
31 Duke _____ December 11, 1993
33 at Northwestern _____ March 12, 1994**Rumeal Robinson (1988-90)**

33 at Minnesota _____ February 15, 1990

Campy Russell (1973-74)30 Toledo _____ December 19, 1972
31 Northwestern _____ February 17, 1973
30 at Indiana _____ February 16, 1974
36 at Wisconsin _____ February 25, 1974
36 at Michigan State _____ March 9, 1974
36 vs. Notre Dame# _____ March 14, 1974**Cazzie Russell (1964-66)**30 at Ball State _____ November 30, 1963
32 Western Michigan^ _____ December 14, 1963
36 Detroit^ _____ December 31, 1963
34 at Michigan State _____ January 25, 1964
30 at Ohio State _____ February 3, 1964
31 vs. Duke# _____ March 20, 1964
33 Ball State^ _____ December 1, 1964
36 vs. Manhattan _____ December 28, 1964
30 Illinois^ _____ January 9, 1965
40 at Michigan State _____ January 26, 1965
32 Michigan State^ _____ February 13, 1965
45 vs. San Francisco _____ December 11, 1965
30 Duke^ _____ December 21, 1965
35 vs. Arizona State _____ December 27, 1965
40 Minnesota^ _____ January 22, 1966
33 Illinois^ _____ February 1, 1966
36 Wisconsin^ _____ February 12, 1966
31 Iowa^ _____ February 28, 1966
48 Northwestern^ _____ March 5, 1966
34 at Michigan State _____ March 7, 1966**Courtney Sims (2004-07)**

33 Delaware State _____ December 7, 2005

Dennis Stewart (1967-69)32 Ohio State _____ January 27, 1968
34 Western Michigan _____ December 7, 1968**Bob Sullivan (1967-69)**

31 at Loyola _____ February 1, 1969

Roy Tarpley (1983-86)

31 Purdue _____ February 7, 1985

John Tidwell (1959-61)37 at Wisconsin _____ January 12, 1959
33 Illinois^ _____ March 2, 1959
31 Tennessee^ _____ December 19, 1959
31 Denver^ _____ December 21, 1959
30 Washington^ _____ January 28, 1960
41 Michigan State^ _____ February 27, 1960
30 at Tennessee _____ December 3, 1960
38 Pittsburgh^ _____ December 6, 1960
43 Minnesota^ _____ March 4, 1961**Garde Thompson (1984-87)**32 Illinois-Chicago _____ December 6, 1986
33 vs. Navy# _____ March 12, 1987**Rudy Tomjanovich (1968-71)**30 Minnesota _____ February 5, 1968
30 at Indiana _____ February 17, 1968
30 Purdue _____ February 27, 1968
48 Indiana _____ January 7, 1969
37 Illinois _____ February 11, 1969
40 at Illinois _____ February 22, 1969
32 Marquette _____ December 8, 1969
42 at Utah _____ December 22, 1969
34 Butler _____ December 29, 1969
37 Iowa _____ January 6, 1970
30 Purdue _____ January 10, 1970
34 at Ohio State _____ January 13, 1970
31 Illinois _____ January 17, 1970
36 at Purdue _____ January 31, 1970
37 Minnesota _____ February 21, 1970
36 at Indiana _____ February 24, 1970
35 Wisconsin _____ February 28, 1970
32 at Minnesota _____ March 3, 1970
33 Indiana _____ March 7, 1970**Eric Turner (1982-84)**32 at Iowa _____ January 8, 1983
32 Purdue _____ January 27, 1983
30 Iowa _____ March 10, 1983**Chris Webber* (1992-93)**

30 vs. East Tenn. State _____ March 22, 1992

Henry Wilmore (1971-73)40 at Kentucky _____ December 5, 1970
38 vs. Villanova _____ December 30, 1970
44 at Wisconsin _____ January 9, 1971
31 at Minnesota _____ January 30, 1971
33 Minnesota _____ February 20, 1971
42 Ohio State _____ February 27, 1971
38 Western Michigan _____ December 4, 1971
31 Illinois _____ February 12, 1972
31 vs. Boston College _____ December 26, 1972
31 Indiana _____ January 27, 1973
39 Northwestern _____ February 17, 1973**# - NCAA postseason game****^ - Yost Arena**

Game Records | Rebounding

20-PLUS REBOUND GAMES (since 1958)

PLAYER	REBOUNDS	OPPONENT	DATE
M.C. Burton	22	Delaware	December 20, 1958
M.C. Burton	23	Northwestern	January 5, 1959
M.C. Burton	20	Indiana	February 7, 1959
M.C. Burton	27	Iowa	February 16, 1959
M.C. Burton	20	Northwestern	February 21, 1959
M.C. Burton	23	Wisconsin	February 23, 1959
M.C. Burton	24	Illinois	March 2, 1959
Scott Maentz	23	Miami (Ohio)	January 2, 1960
John Harris	21	Evansville	December 15, 1962
Bill Buntin	22	Creighton	December 20, 1962
Bill Buntin	20	Houston	December 21, 1962
Bill Buntin	21	Northwestern	January 6, 1963
Bill Buntin	20	Indiana	February 9, 1963
Tom Cole	21	Wisconsin	March 9, 1963
Tom Cole	21	Purdue	December 23, 1963
Bill Buntin	21	Detroit	December 31, 1963
Bill Buntin	20	Wisconsin	March 2, 1965
Jim Myers	21	Minnesota	January 22, 1966
Rudy Tomjanovich	27	Kentucky	December 2, 1967
Rudy Tomjanovich	20	Oregon State	December 21, 1967
Rudy Tomjanovich	22	Minnesota	February 24, 1968
Rudy Tomjanovich	20	Northwestern	March 2, 1968
Rudy Tomjanovich	21	Kentucky	December 20, 1968
Rudy Tomjanovich	20	Butler	December 28, 1968
Rudy Tomjanovich	30	Loyola	February 1, 1969
Rudy Tomjanovich	21	Minnesota	February 24, 1969
Rudy Tomjanovich	20	Butler	December 29, 1969
Rudy Tomjanovich	22	Illinois	January 17, 1970
Rudy Tomjanovich	21	Purdue	January 31, 1970
Rudy Tomjanovich	24	Minnesota	February 21, 1970
John Lockard	20	Eastern Michigan	December 7, 1971
Campy Russell	20	Toledo	December 19, 1972
Phil Hubbard	26	Detroit	March 17, 1977
Loy Vaught	21	Illinois State	March 16, 1990
Juwan Howard	20	Wisconsin	February 10, 1993
Graham Brown	21	at Indiana	January 3, 2006
DeShawn Sims	20	Florida Gulf Coast	December 22, 2008

CAREER 20-PLUS REBOUND GAMES

Graham Brown (2003-06) at Indiana	Jan. 3, 2006	21	Scott Maentz (1961) Miami (Ohio)	Jan. 2, 1960	23
Bill Buntin (1963-65) Creighton	Dec. 20, 1962	22	Jim Myers (1964-66) Minnesota	Jan. 22, 1966	21
Houston	Dec. 21, 1962	20	Campy Russell (1973-74) Toledo	Dec. 19, 1972	20
Northwestern	Jan. 6, 1963	21	DeShawn Sims (2007-10) Florida Gulf Coast	Dec. 22, 2008	20
Indiana	Feb. 9, 1963	20	Rudy Tomjanovich (1968-71) Kentucky	Dec. 2, 1967	27
Detroit	Dec. 31, 1963	21	Oregon State	Dec. 21, 1967	20
Wisconsin	March 2, 1965	20	Minnesota	Feb. 24, 1968	22
M.C. Burton (1957-59) Delaware	Dec. 20, 1958	22	Northwestern	March 2, 1968	20
Northwestern	Jan. 5, 1959	23	Kentucky	Dec. 20, 1968	21
Indiana	Feb. 7, 1959	20	Butler	Dec. 28, 1968	20
Iowa	Feb. 16, 1959	27	Loyola	Feb. 1, 1969	30
Northwestern	Feb. 21, 1959	20	Minnesota	Feb. 24, 1969	21
Wisconsin	Feb. 23, 1959	23	Butler	Dec. 29, 1969	20
Illinois	March 2, 1959	24	Illinois	Jan. 17, 1970	22
Tom Cole (1961-63) Wisconsin	March 9, 1963	21	Purdue	Jan. 31, 1970	21
Purdue	Dec. 23, 1963	21	Minnesota	Feb. 21, 1970	24
John Harris (1962-63) Evansville	Dec. 15, 1962	21	Loy Vaught (1987-90) Illinois State	March 16, 1990	21
Juwan Howard (1992-94) Wisconsin	Feb. 10, 1993	20			
Phil Hubbard (1976-77, '79) Detroit	March 17, 1977	26			
John Lockard (1972-73) Eastern Michigan	Dec. 7, 1971	20			

CAREER 30-PLUS REBOUND GAME

PLAYER	YEARS	NO
Rudy Tomjanovich	1968-70	1

CAREER 20-PLUS REBOUND GAME

PLAYER	YEARS	NO
Rudy Tomjanovich	1968-71	12
M.C. Burton	1957-59	7
Bill Buntin	1963-65	6
Tom Cole	1961-63	2
DeShawn Sims	2007-10	1
Graham Brown	2003-06	1
John Harris	1962-63	1
Juwan Howard	1992-94	1
Phil Hubbard	1976-77, '79	1
John Lockard	1972-73	1
Scott Maentz	1961	1
Myers, Jim	1964-66	1
Campy Russell	1973-74	1
Loy Vaught	1987-90	1
Mark Henry	1968-70	1

20-PLUS REBOUNDS IN A SEASON

PLAYER	SEASON	NO
M.C. Burton	1958-59	7
Rudy Tomjanovich	1969-70	4
Rudy Tomjanovich	1968-69	4
Rudy Tomjanovich	1967-68	4
Bill Buntin	1962-63	4

Game Records | Assists

10-PLUS ASSISTS GAMES (since 1970)

PLAYER	ASSISTS	OPPONENT	DATE
Mark Henry	12	Michigan State	Jan. 24, 1970
Dan Fife	10	Harvard	Dec. 21, 1970
Dan Fife	11	Villanova	Dec. 30, 1970
Joe Johnson	11	Notre Dame	Dec. 2, 1972
Dave Baxter	10	Purdue	March 5, 1977
Dave Baxter	10	Illinois	Jan. 14, 1978
Dave Baxter	11	Northwestern	March 4, 1978
Mark Bodnar	13	at Dayton	Dec. 13, 1980
Johnny Johnson	10	Northern Michigan	Jan. 3, 1981
Eric Turner	11	Cleveland State	Dec. 8, 1982
Eric Turner	11	Penn	Dec. 30, 1982
Eric Turner	10	Minnesota	March 5, 1983
Eric Turner	10	North Carolina A&T	Nov. 28, 1983
Eric Turner	10	Wisconsin	Jan. 14, 1984
Antoine Joubert	10	Dayton	Dec. 8, 1984
Antoine Joubert	11	Western Michigan	Dec. 10, 1984
Gary Grant	10	Ohio State	Jan. 5, 1985
Antoine Joubert	13	Northwestern	Jan. 31, 1985
Gary Grant	10	Wisconsin	Feb. 28, 1985
Antoine Joubert	10	Indiana	March 10, 1985
Gary Grant	12	Florida Southern	Dec. 7, 1985
Gary Grant	10	Northwestern	March 1, 1986
Gary Grant	10	Northwestern	Jan. 21, 1987
Gary Grant	11	Iowa	Jan. 31, 1987
Gary Grant	10	Iowa	Feb. 28, 1987
Gary Grant	10	North Carolina	March 14, 1987
Gary Grant	12	Miami (Fla.)	Nov. 27, 1987
Gary Grant	14	Western Michigan	Dec. 7, 1987
Gary Grant	13	Eastern Michigan	Dec. 12, 1987
Gary Grant	14	Northern Michigan	Dec. 19, 1987
Rumeal Robinson	11	Iowa	Feb. 3, 1988
Gary Grant	12	Ohio State	March 12, 1988
Gary Grant	11	Florida	March 19, 1988
Rumeal Robinson	11	Western Michigan	Dec. 10, 1988
Rumeal Robinson	10	Wisconsin	Feb. 25, 1989
Rumeal Robinson	10	Iowa	March 4, 1989
Rumeal Robinson	13	North Carolina	March 23, 1989
Rumeal Robinson	12	Illinois	April 1, 1989
Rumeal Robinson	11	Seton Hall	April 3, 1989
Rumeal Robinson	12	Wisconsin	March 8, 1990
Rumeal Robinson	11	Iowa	March 10, 1990
Jalen Rose	10	East Tennessee State	March 22, 1992
Jalen Rose	11	Iowa	Feb. 16, 1994
Travis Conlan	10	Northwestern	Jan. 6, 1996
Travis Conlan	10	Illinois	Jan. 9, 1996
Jamal Crawford	10	Colorado State	Jan. 2, 2000
Bernard Robinson Jr.	10	Iowa	March 12, 2004
Daniel Horton	10	Penn State	Jan. 15, 2005
Daniel Horton	10	Coppin State	Dec. 28, 2005
Daniel Horton	10	Chicago State	Dec. 31, 2005
Daniel Horton	12	at Penn State	Feb. 1, 2006
Daniel Horton	10	Ohio State	Feb. 9, 2006
Dion Harris	10	Wofford	Dec. 2, 2006
Manny Harris	13	Oakland	Dec. 20, 2008
Manny Harris	10	Northern Michigan	Nov. 14, 2009
Manny Harris	11	Creighton	Nov. 26, 2009
Darius Morris	11	Bowling Green	Nov. 18, 2010
Darius Morris	10	Gardner-Webb	Nov. 21, 2010
Darius Morris	12	Concordia	Dec. 6, 2010
Darius Morris	10	Utah	Dec. 10, 2010
Darius Morris	12	Bryant	Dec. 23, 2010
Darius Morris	10	Penn State	Jan. 2, 2011
Darius Morris	11	Iowa	Jan. 30, 2011
Trey Burke	11	N.C. State	Nov. 27, 2012
Trey Burke	11	Central Michigan	Dec. 29, 2012
Trey Burke	12	Iowa	Jan. 3, 2013
Trey Burke	10	Kansas	March 29, 2013

CAREER 10-PLUS ASSIST GAMES

Dave Baxter (1975-78)		
Purdue	March 5, 1977	10
Illinois	Jan. 14, 1978	10
Northwestern	March 4, 1978	11
Mark Bodnar (1978-81)		
at Dayton	Dec. 13, 1980	13
Trey Burke (2011-13)		
N.C. State	Nov. 27, 2012	11
Central Michigan	Dec. 29, 2012	11
Iowa	Jan. 3, 2013	12
Kansas	March 29, 2013	10
Travis Conlan (1995-98)		
Northwestern	Jan. 6, 1996	10
Illinois	Jan. 9, 1996	10
Jamal Crawford (1999-2000)		
Colorado State	Jan. 2, 2000	10
Dan Fife (1969-71)		
Harvard	Dec. 21, 1970	10
Villanova	Dec. 30, 1970	11
Gary Grant (1985-88)		
Ohio State	Jan. 5, 1985	10
Wisconsin	Feb. 28, 1985	10
Florida Southern	Dec. 7, 1985	12
Northwestern	March 1, 1986	10
Northwestern	Jan. 21, 1987	10
Iowa	Jan. 31, 1987	11
Iowa	Feb. 28, 1987	10
North Carolina	March 14, 1987	10
Miami (Fla.)	Nov. 27, 1987	12
Western Michigan	Dec. 7, 1987	14
Eastern Michigan	Dec. 12, 1987	13
Northern Michigan	Dec. 19, 1987	14
Ohio State	March 12, 1988	12
Florida	March 19, 1988	11
Dion Harris (2004-07)		
Wofford	Dec. 2, 2006	10
Manny Harris (2008-10)		
Oakland	Dec. 20, 2008	13
Northern Michigan	Nov. 14, 2009	10
Creighton	Nov. 26, 2009	11
Mark Henry (1968-70)		
Michigan State	Jan. 24, 1970	12

Daniel Horton (2003-06)

Penn State	Jan. 15, 2005	10
Coppin State	Dec. 28, 2005	10
Chicago State	Dec. 31, 2005	10
at Penn State	Feb. 1, 2006	12
Ohio State	Feb. 9, 2006	10

Joe Johnson (1973-75)

Notre Dame	Dec. 2, 1972	11
------------	--------------	----

Johnny Johnson (1978-81)

Northern Michigan	Jan. 3, 1981	10
-------------------	--------------	----

Antoine Joubert (1984-87)

Dayton	Dec. 8, 1984	10
Western Michigan	Dec. 10, 1984	11
Northwestern	Jan. 31, 1985	13
Indiana	March 10, 1985	10

Darius Morris (2009-present)

Bowling Green	Nov. 18, 2010	11
Gardner-Webb	Nov. 21, 2010	10
Concordia (Mich.)	Dec. 6, 2010	12
Utah	Dec. 10, 2010	10
Bryant	Dec. 23, 2010	12
Penn State	Jan. 2, 2011	10
Iowa	Jan. 30, 2011	11

Bernard Robinson Jr. (2002-04)

Iowa	March 12, 2004	10
------	----------------	----

Rumeal Robinson (1988-90)

Iowa	Feb. 3, 1988	11
Western Michigan	Dec. 10, 1988	11
Wisconsin	Feb. 25, 1989	10
Iowa	March 4, 1989	10
North Carolina	March 23, 1989	13
Illinois	April 1, 1989	12
Seton Hall	April 3, 1989	11
Wisconsin	March 8, 1990	12
Iowa	March 10, 1990	11

Jalen Rose (1992-94)

East Tennessee State	March 22, 1992	10
Iowa	Feb. 16, 1994	11

Eric Turner (1982-84)

Cleveland State	Dec. 8, 1982	11
Penn	Dec. 30, 1982	11
Minnesota	March 5, 1983	10
North Carolina A&T	Nov. 28, 1983	10
Wisconsin	Jan. 14, 1984	10

CAREER 10-PLUS ASSIST GAMES

PLAYER	YEARS	NO
Gary Grant	1985-88	14
Rumeal Robinson	1988-90	9
Darius Morris	2009-pres.	7
Daniel Horton	2003-06	5
Eric Turner	1982-84	5
Trey Burke	2011-13	4
Antoine Joubert	1984-87	4
Manny Harris	2008-10	3
Dave Baxter	1975-78	3
Travis Conlan	1995-98	2
Jalen Rose	1992-94	2
Dan Fife	1969-71	2
Dion Harris	2006-07	1
Bernard Robinson Jr.	2002-04	1
Crawford, Jamal	1999-2000	1
Mark Bodnar	1978-81	1
Johnny Johnson	1978-81	1
Joe Johnson	1973-75	1
Mark Henry	1968-70	1

10-PLUS ASSISTS IN A SEASON

PLAYER	SEASON	NO
Darius Morris	2010-11	7
Rumeal Robinson	1988-89	6
Gray Grant	1987-88	6
Trey Burke	2011-13	4
Daniel Horton	2005-06	4
Gary Grant	1986-87	4
Antoine Joubert	1984-85	4
Eric Turner	1983-84	3
Travis Conlan	1995-96	2
Rumeal Robinson	1989-90	2
Gary Grant	1985-86	2
Gary Grant	1984-85	2
Eric Turner	1983-84	2
Dave Baxter	1977-78	2
Dan Fife	1970-71	2

Season Records | Misc.

TOP SCORING TANDEMS IN A SEASON

Season	Players	Total
1988-89	Glen Rice (949) & Rumeal Robinson (575)	1,524
1987-88	Glen Rice (728) & Gary Grant (717)	1,445
1963-64	Cazzie Russell (670) & Bill Buntin (627)	1,297
2012-13	Trey Burke (727) & Tim Hardaway Jr. (552)	1,279
1993-94	Jalen Rose (636) & Juwan Howard (625)	1,261
1964-65	Cazzie Russell(674) & Bill Buntin (564)	1,238
1986-87	Gary Grant (716) & Glen Rice (540)	1,256
1992-93	Chris Webber* (690) & Jalen Rose (555)	1,245
1965-66	Cazzie Russell (800) & John Clawson (409)	1,209
1980-81	Mike McGee (732) & Johnny Johnson (430)	1,162
1989-90	Rumeal Robinson (575) & Terry Mills (562)	1,137
1997-98	Louis Bullock* (580) & Robert Traylor* (552)	1,132
2008-09	Manny Harris (590) & DeShawn Sims (540)	1,130
2009-10	Manny Harris (562) & DeShawn Sims (536)	1,098
1998-99	Louis Bullock* (643) & Robbie Reid (418)	1,061
1996-97	Louis Bullock* (569) & Robert Traylor* (460)	1,029

MOST 500 POINT SCORERS, IN A SEASON

Season	Players	Total
1986-87	Glen Rice (540), Gary Grant (716), Antoine Joubert (500)	1,756
1992-93	Jalen Rose (555), Juwan Howard (524), Chris Webber* (690)	1,769
1963-64	Cazzie Russell (670) & Bill Buntin (627)	1,297
1964-65	Cazzie Russell (694) & Bill Buntin (564)	1,258
1976-77	Phil Hubbard (588) & Rickey Green(546)	1,134
1987-88	Glen Rice (728) & Gary Grant (717)	1,445
1988-89	Glen Rice (949) & Rumeal Robinson (550)	1,499
2012-13	Trey Burke (727) & Tim Hardaway Jr. (552)	1,279
1989-90	Rumeal Robinson (575) & Terry Mills (562)	1,137
1991-92	Jalen Rose (597) & Chris Webber* (528)	1,125
1993-94	Jalen Rose (636) & Juwan Howard (625)	1,261
1997-98	Louis Bullock* (580) & Robert Traylor* (552)	1,132
2008-09	Manny Harris (590) & DeShawn Sims (540)	1,130
2009-10	Manny Harris (562) & DeShawn Sims (536)	1,098

FOUR 500 POINT SEASONS

1. Mike McGee 1977-78 (531), 1978-79 (511), 1979-80 (665), 1980-81 (732)

THREE 500 POINT SEASONS

1. Bill Buntin 1962-63 (534), 1963-64 (627), 1964-65 (564)
2. Cazzie Russell 1963-64 (670), 1964-65 (694), 1965-66 (800)
3. Glen Rice 1986-87 (540), 1987-88 (728), 1988-89 (949)
4. Jalen Rose 1991-92 (597), 1992-93 (555), 1993-94 (636)
5. Manny Harris 2007-08 (516), 2008-09 (590), 2009-10 (562)

FOUR 400 POINT SEASONS

1. Mike McGee 1977-78 (531), '78-79 (511), '79-80 (665), '80-81 (732)
2. Louis Bullock* 1995-96 (432), '96-97 (569), '97-98 (580), '98-99 (643)
3. LaVell Blanchard 1999-2000 (404), '00-01 (499), '01-02 (430), '02-03 (485)

THREE 400 POINT SEASONS

1. John Tidwell 1958-59 (425), 1959-60 (520), 1960-61 (441)
2. Bill Buntin 1962-63 (534), 1963-64 (627), 1964-65 (564)
3. Cazzie Russell 1963-64 (670), 1964-65 (694), 1965-66 (800)
4. Rudy Tomjanovich 1967-68 (471), 1968-69 (617), 1969-70 (722)
5. Henry Wilmore 1970-71 (652), 1971-72 (479), 1972-73 (523)
6. Roy Tarpley 1983-84 (411), 1984-85 (560), 1985-86 (526)
7. Gary Grant 1985-86 (402), 1986-87 (716), 1987-88 (717)
8. Glen Rice 1986-87 (540), 1987-88 (728), 1988-89 (949)
9. Terry Mills 1987-88 (413), 1988-89 (430), 1989-90 (562)
10. Jalen Rose 1991-92 (597), 1992-93 (555), 1993-94 (636)
11. Daniel Horton 2002-03 (457), 2003-04 (415), 2005-06 (581)
12. Manny Harris 2007-08 (516), 2008-09 (590), 2009-10 (562)
13. Tim Hardaway Jr. 2010-11 (485), 2011-12 (495), 2012-13 (552)

THREE 200 REBOUND SEASONS

1. Tom Cole 1960-61 (283), 1961-62 (219), 1962-63 (238)
2. Bill Buntin 1962-63 (376), 1963-64 (338), 1964-65 (323)
3. Cazzie Russell 1963-64 (244), 1964-65 (208), 1965-66 (217)
4. Oliver Darden 1962-63 (258), 1963-64 (246), 1964-65 (241)
5. Phil Hubbard 1975-76 (352), 1976-77 (389), 1978-79 (238)
6. Roy Tarpley 1983-84 (265), 1984-85 (313), 1985-86 (291)
7. Glen Rice 1986-87 (294), 1987-88 (236), 1988-89 (239)
8. Terry Mills 1987-88 (216), 1988-89 (219), 1989-90 (247)
9. Loy Vaught 1987-88 (226), 1988-89 (296), 1989-90 (346)
10. Juwan Howard 1991-92 (212), 1992-93 (296), 1993-94 (346)
11. LaVell Blanchard 1999-2000 (221), 2000-01(235), 2002-03 (205)

FOUR 100 ASSIST SEASONS

1. Gary Grant 1984-85 (140), 1985-86 (185), 1986-87 (172), 1987-88 (234)
2. Antoine Joubert 1983-84 (102), 1984-85 (164), 1985-86 (155), 1986-87 (118)

THREE 100 ASSIST SEASONS

1. Eric Turner 1981-82 (120), 1982-83 (160), 1983-84 (141)
2. Rumeal Robinson 1987-88 (159), 1988-89 (233), 1989-90 (184)
3. Jalen Rose 1991-92 (135), 1992-93 (140), 1993-94 (126)
4. Travis Conlan 1995-96 (155), 1996-97 (157), 1997-98 (131)
5. Daniel Horton 2002-03 (134), 2003-04 (122), 2005-06 (174)

FOUR 40 STEAL SEASONS

1. Gary Grant 1984-85 (50), 1985-86 (84), 1986-87 (86), 1987-89 (80)

THREE 40 STEAL SEASONS

1. Gary Grant 1984-85 (50), 1985-86 (84), 1986-87 (86), 1987-89 (80)
2. Jimmy King 1992-93 (57), 1993-94 (44), 1994-95 (58)
3. Travis Conlan 1995-96 (47), 1996-97 (54), 1997-98 (49)
4. Daniel Horton 2002-03 (41), 2003-04 (60), 2005-06 (64)
5. Manny Harris 2007-08 (45), 2008-09 (43), 2009-10 (56)

FOUR 40 BLOCK SEASONS

1. Courtney Sims 2003-04 (68), 2004-05 (52), 2005-06 (47), 2006-07 (46)

THREE 40 BLOCK SEASONS

1. Roy Tarpley 1983-84 (69), 1984-85 (66), 1985-86 (97)
2. Courtney Sims 2003-04 (68), 2004-05 (52), 2005-06 (47), 2006-07 (46)

500 POINTS & 300 REBOUNDS IN A SEASON

Player, Season	Points	Rebs
1. Bill Buntin, 1962-63	534	376
2. Bill Buntin, 1963-64	627	338
3. Bill Buntin, 1964-65	564	323
4. Rudy Tomjanovich, 1968-69	617	349
5. Rudy Tomjanovich, 1969-70	722	372
6. Campy Russell, 1973-74	640	300
7. Phil Hubbard, 1976-77	588	389
8. Roy Tarpley, 1984-85	560	313
9. Chris Webber*, 1991-92	528*	340*
10. Chris Webber*, 1992-93	690*	362*
11. Robert Traylor*, 1997-98	552*	347*

500 POINTS & 100 ASSISTS IN A SEASON

Player, Season	Points	Assists
1. Eric Turner, 1982-83	519	160
2. Gary Grant, 1986-87	716	172
3. Antoine Joubert, 1986-87	500	118
4. Gary Grant, 1987-88	717	234
5. Rumeal Robinson, 1988-89	550	233
6. Rumeal Robinson, 1989-90	575	184
7. Demetrius Calip, 1990-91	594	102
8. Jalen Rose, 1991-92	597	135
9. Jalen Rose, 1992-93	555	140
10. Jalen Rose, 1993-94	636	126
11. Daniel Horton, 2005-06	581	174
12. Manny Harris, 2008-09	590	154
13. Manny Harris, 2009-10	562	126
14. Trey Burke, 2012-13	727	260

500 POINTS & 50 STEALS IN A SEASON

Player, Season	Points	Steals
1. Gary Grant, 1986-87	716	86
2. Gary Grant, 1987-88	717	80
3. Rumeal Robinson, 1988-89	550	70
4. Chris Webber*, 1991-92	528*	54*
5. Daniel Horton, 2005-06	581	64
6. Manny Harris, 2009-10	562	56
7. Trey Burke, 2012-13	727	62

500 POINTS & 50 BLOCKS IN A SEASON

Player, Season	Points	Blocks
1. Roy Tarpley, 1984-85	560	66
2. Roy Tarpley, 1985-86	526	97
3. Chris Webber*, 1991-92	528*	84*
4. Chris Webber*, 1992-93	690*	90*

Career Records | Double-Double Club

CAREER DOUBLE-DOUBLE'S

Point-Rebound	945
Point-Assist	40
Point-Block	0
Point-Steal	0
TOTAL	985

CAREER DOUBLE-DOUBLE'S

Bill Buntin	1963-65	58
Phil Hubbard	1976-77, '79	53
Rudy Tomjanovich	1968-70	50
Roy Tarpley	1983-86	41
Chris Webber*	1992-93	37
Loy Vaught	1987-90	31
Tom Cole	1961-63	30
Ken Brady	1971-73	29
Robert Traylor*	1996-98	29
Campy Russell	1973-74	26
LaVell Blanchard	2000-03	26
C.J. Kupec	1973-75	25
Glen Rice	1986-89	24
Oliver Darden	1964-66	23
Dennis Stewart	1967-69	23
Henry Wilmore	1971-73	23
John Harris	1962-63	22
Cazzie Russell	1964-66	21
Juwan Howard	1992-94	19
Maceo Baston	1995-98	17
John Robinson	1975-77	14
Terry Mills	1988-90	14
Courtney Sims	2004-07	14
Ernest Johnson	1971-73	13
DeShawn Sims	2007-10	13
Lovell Farris	1959-60	12
Joel Thompson	1975-78	12
Maurice Taylor*	1995-97	12
Craig Dill	1965-67	11
John Lockard	1972-73	11
Manny Harris	2008-10	10
Scott Maentz	1960-61	9
Jim Pitts	1966-68	9
Tim McCormick	1981, 83-84	9
Butch Wade	1983-86	9
Gary Grant	1985-88	9
Rumeal Robinson	1988-90	9
Eric Riley	1990-93	9
Larry Tregoning	1963-65	8
Jim Myers	1964-66	8
Rodney Ford	1969-71	8
Josh Asselin	1998-2001	8
Jordan Morgan	2010-present	7
Mitch McGary	2012-present	7
Darius Morris	2009-11	7
Bob Sullivan	1967-69	7
Thad Garner	1979-82	7
Ray Jackson	1992-95	7
Isaac Person	1980-83	6
Brent Petway	2004-07	6
Tim Hardaway Jr.	2010-13	5
Mike McGee	1978-81	5
Jalen Rose	1992-94	5
Chris Young	1999-2002	5
Zack Novak	2009-12	5
Trey Burke	2011-13	4
John Clawson	1964-66	4
Wayman Britt	1973-76	4
Alan Hardy	1976-79	4
Peter Vignier	1997-2000	4
Bernard Robinson Jr.	2001-04	4
Daniel Horton	2003-06	4
Evan Smotrycz	2011-12	3
John Tidwell	1959-61	3
Dave McClellan	1967-69	3
Dan Fife	1969-71	3
Paul Heurman	1978-81	3
Robert Henderson	1983-86	3
Jerod Ward	1995-98	3
Graham Brown	2003-06	3
Glenn Robinson III	2012-present	2
Don Petroff	1960	2

Albert White	1996	2
John Oosterbaan	1962-63	2
Dave Baxter	1975-78	2
Dean Hopson	1981-82	2
Mark Hughes	1986-89	2
Jimmy King	1992-95	2
Caris LeVert	2013-present	1
Richard Clark	1960	1
Terry Tyler	1971	1
Jamal Crawford	2000	1
Willard Fraumann	1968-70	1
Richard Carter	1969-70	1
Richard White	1974-75	1
Rickey Green	1976-77	1
Joe Johnson	1978-81	1
Richard Rellford	1983-86	1
Brandon Smith	1988-2000	1
Kirk Taylor	1988-89, 91-92	1
Freddie Hunter	1991-92	1
Leon Derricks	1993-94	1
Willie Mitchell	1995-96	1
Louis Bullock*	1996-98	1
Gavin Groninger	2000-03	1
Chris Hunter	2003-06	1
Lester Abram	2003-07	1
Dion Harris	2004-07	1
Ekpe Udoh	2007-08	1

DOUBLE-DOUBLE (POINT-REBOUND)

Player	Years	No.
Bill Buntin	1963-65	58
Phil Hubbard	1976-77, '79	53
Rudy Tomjanovich	1968-70	50
Roy Tarpley	1983-86	41
Chris Webber*	1992-93	37
Loy Vaught	1987-90	31
Tom Cole	1961-63	30
Ken Brady	1971-73	29
Robert Traylor*	1996-98	29
Campy Russell	1973-74	26
LaVell Blanchard	2000-03	26
C.J. Kupec	1973-75	25
Glen Rice	1986-89	24
Oliver Darden	1964-66	23
Dennis Stewart	1967-69	23
Henry Wilmore	1971-73	23
John Harris	1962-63	22
Cazzie Russell	1964-66	21
Juwan Howard	1992-94	19
Maceo Baston	1995-98	17
John Robinson	1975-77	14
Terry Mills	1988-90	14
Courtney Sims	2004-07	14
Ernest Johnson	1971-73	13
DeShawn Sims	2007-10	13
Lovell Farris	1959-60	12
Joel Thompson	1975-78	12
Maurice Taylor*	1995-97	12
Craig Dill	1965-67	11
John Lockard	1972-73	11
Scott Maentz	1960-61	9
Jim Pitts	1966-68	9
Tim McCormick	1981, 83-84	9
Butch Wade	1983-86	9
Eric Riley	1990-93	9
Manny Harris	2008-10	8
Larry Tregoning	1963-65	8
Jim Myers	1964-66	8
Rodney Ford	1969-71	8
Josh Asselin	1998-2001	8
Jordan Morgan	2010-present	7
Mitch McGary	2012-present	7
Bob Sullivan	1967-69	7
Thad Garner	1979-82	7
Ray Jackson	1992-95	7
Isaac Person	1980-83	6
Brent Petway	2004-07	6
Tim Hardaway Jr.	2010-13	5
Mike McGee	1978-81	5
Chris Young	1999-2002	5

Zack Novak	2009-12	5
John Clawson	1964-66	4
Wayman Britt	1973-76	4
Alan Hardy	1976-79	4
Peter Vignier	1997-2000	4
Bernard Robinson Jr.	2001-04	4
Evan Smotrycz	2011-present	3
John Tidwell	1959-61	3
Dave McClellan	1967-69	3
Paul Heurman	1978-81	3
Robert Henderson	1983-86	3
Jalen Rose	1992-94	3
Jerod Ward	1995-98	3
Graham Brown	2003-06	3
Glenn Robinson III	2012-present	2
Don Petroff	1960	2
Albert White	1996	2
John Oosterbaan	1962-63	2
Dean Hopson	1981-82	2
Mark Hughes	1986-89	2
Jimmy King	1992-95	2
Caris LeVert	2012-present	1
Derrick Walton Jr.	2013-present	1
Richard Clark	1960	1
Terry Tyler	1971	1
Willard Fraumann	1968-70	1
Richard Carter	1969-70	1
Dan Fife	1969-71	1
Richard White	1974-75	1
Rickey Green	1976-77	1
Richard Rellford	1983-86	1
Brandon Smith	1988-2000	1
Kirk Taylor	1988-89, 91-92	1
Freddie Hunter	1991-92	1
Leon Derricks	1993-94	1
Willie Mitchell	1995-96	1
Louis Bullock*	1996-98	1
Gavin Groninger	2000-03	1
Chris Hunter	2003-06	1
Lester Abram	2003-07	1
Ekpe Udoh	2007-08	1
Darius Morris	2009-11	1

DOUBLE-DOUBLE (POINT-ASSIST)

Player	Years	No.
Gary Grant	1985-88	9
Rumeal Robinson	1988-90	9
Darius Morris	2009-11	6
Trey Burke	2011-13	4
Daniel Horton	2003-06	4
Manny Harris	2008-10	2
Dave Baxter	1975-78	2
Dan Fife	1969-71	2
Jalen Rose	1992-95	2
Jamal Crawford	1999-2000	1
Dion Harris	2004-07	1
Joe Johnson	1978-81	1

CAREER TRIPLE-DOUBLE'S

#1 • Gary Grant (1985-88)				
Opponent	Date	Pt	Reb	Ast
vs. North Carolina	March 14, 1987	24	10	10
#2 • Manny Harris (2008-10)				
Opponent	Date	Pt	Reb	Ast
Northern Michigan	Nov. 14, 2009	18	13	10
#3 • Darius Morris (2009-present)				
Opponent	Date	Pt	Reb	Ast
Iowa	Jan. 30, 2011	12	10	11

Career Records | Double-Double Club

DOUBLE-DOUBLE IN SEASON (Records begin with the 1959-60 season)		
Player	YEARS	No.
Phil Hubbard	1976-77	24
Bill Buntin	1962-63	23
Robert Traylor*	1997-98	20*
Rudy Tomjanovich	1969-70	20
Chris Webber*	1992-93	19*
Chris Webber*	1991-92	18*
Loy Vaught	1989-90	18
Roy Tarpley	1984-85	18
Phil Hubbard	1975-76	18
Rudy Tomjanovich	1968-69	18
Bill Buntin	1963-64	18
Bill Buntin	1964-65	17
Campy Russell	1973-74	15
Henry Wilmore	1970-71	15
Glen Rice	1986-87	13
Roy Tarpley	1985-86	13
C.J. Kupec	1973-74	13
Ken Brady	1970-71	13
C.J. Kupec	1974-75	12
Rudy Tomjanovich	1967-68	12
Harris, John	1962-63	12
Scott Maentz	1959-60	12
Phil Hubbard	1978-79	11
Campy Russell	1972-73	11
John Lockard	1971-72	11
Craig Dill	1966-67	11
Juwan Howard	1993-94	10
Roy Tarpley	1983-84	10
Ken Brady	1972-73	10
Tom Cole	1962-63	10
Harris, John	1961-62	10
Tom Cole	1960-61	10

DOUBLE-DOUBLE'S IN A GAME (Records begin with the 1959-60 season)	
5 players in a game	1
Most Recent: vs. Notre Dame (Dec. 2, 1972)	
Campy Russell (18 points, 10 rebounds)	
Ernest Johnson (17 points, 13 rebounds)	
Ken Brady (20 points, 11, rebounds)	
Henry Wilmore (21 points, 12 rebounds)	
Joe Johnson (16 points, 11 assists)	
3 players in a game	25
Most Recent: vs. Nebraska (Dec. 28, 1992)	
Chirs Webber* (20 points, 12 rebounds)	
Eric Riley (13 points, 10 rebounds)	
Ray Jackson (11 points, 10 rebounds)	
2 players in a game	160
Most Recent: Concordia (Dec. 6, 2010)	
Darius Morris (19 points, 12 assists)	
Zack Novak (12 points, 14 rebounds)	

CONSECUTIVE DOUBLE-DOUBLE'S		
Player	Season (s)	No.
Bill Buntin	1962-63	14
Phil Hubbard	1975-76 to 1976-77	14
Rudy Tomjanovich	1968-69 to 1969-70	11
Rudy Tomjanovich	1968-69	10
Bill Buntin	1964-65	9
Bill Buntin	1962-63	9
Phil Hubbard	1976-77	7

DOUBLE-DOUBLES SEASON-BY-SEASON		
Season	Total	Games
2013-14	xx	xx games
2012-13	16	39 games
2011-12	6	34 games
2010-11	12	35 games
2009-10	11	32 games
2008-09	10	35 games
2007-08	2	32 games
2006-07	9	35 games
2005-06	10	33 games
2004-05	7	31 games
2003-04	4	34 games
2002-03	8	30 games
2001-02	7	29 games
2000-01	13	28 games
1999-2000	13	29 games
1989-99	9	31 games
1997-98	28	34 games
1996-97	15	35 games
1995-96	14	32 games
1994-95	11	31 games
1993-94	15	32 games
1992-93	28	36 games
1991-92	24	32 games
1990-91	9	29 games
1989-90	27	31 games
1988-89	15	37 games
1987-88	14	34 games
1986-87	16	32 games
1985-86	18	33 games
1984-85	22	30 games
1983-84	16	33 games
1982-83	6	28 games
1981-82	10	27 games
1980-81	2	30 games
1979-80	9	30 games
1978-79	15	27 games
1977-78	12	27 games
1976-77	29	30 games
1975-76	27	32 games
1974-75	18	27 games
1973-74	31	27 games
1972-73	27	24 games
1971-72	31	24 games
1970-71	36	26 games
1969-70	24	24 games
1968-69	30	24 games
1967-68	25	24 games
1966-67	29	24 games
1965-66	25	26 games
1964-65	36	28 games
1963-64	38	28 games
1962-63	45	24 games
1961-62	21	24 games
1960-61	19	24 games
1959-60	18	24 games
Pre-1960s		incomplete

Career Records | Double-Double Club

Lester Abram (2003-07)

Opponent	Date	Pt	Reb	Ast
Iowa	Feb. 14, 2004	13	10	-

Josh Asselin (1998-2001)

Opponent	Date	Pt	Reb	Ast
Indiana	Jan. 5, 1999	16	10	-
Ohio State	Jan. 16, 1999	22	10	-
Illinois	Jan. 28, 1999	12	10	-
Purdue	March 4, 1999	19	10	-
Oakland	Nov. 19, 1999	10	10	-
Illinois	Jan. 16, 2000	13	10	-
Iowa	Jan. 22, 2000	22	11	-
Wake Forest	Nov. 28, 2000	12	11	-

Maceo Baston (1995-98)

Opponent	Date	Pt	Reb	Ast
Indiana	Jan. 24, 1995	13	10	-
Michigan State	Feb. 21, 1995	13	10	-
Illinois	Feb. 26, 1995	10	11	-
Washington	Dec. 16, 1995	23	10	-
UNLV	Dec. 28, 1995	13	12	-
Indiana	Feb. 18, 1996	18	13	-
Michigan State	Feb. 27, 1996	12	11	-
Texas	March 15, 1996	23	15	-
Purdue	Jan. 16, 1997	15	13	-
Michigan State	Jan. 25, 1997	12	11	-
Minnesota	Feb. 26, 1997	13	12	-
Towson	Nov. 24, 1997	19	10	-
Fla. International	Dec. 3, 1997	23	13	-
Wisconsin	Dec. 31, 1997	16	12	-
Indiana	Jan. 6, 1998	10	11	-
Minnesota	Jan. 20, 1998	13	14	-
Iowa	Feb. 1, 1998	13	12	-

Dave Baxter (1975-78)

Opponent	Date	Pt	Reb	Ast
Purdue	March 5, 1977	18	-	10
Northwestern	March 4, 1978	26	-	11

LaVell Blanchard (2000-03)

Opponent	Date	Pt	Reb	Ast
Georgia Tech	Dec. 1, 1999	18	13	-
Boston College	Dec. 19, 1999	25	10	-
Duquesne	Dec. 23, 1999	16	10	-
Colorado State	Jan. 2, 2000	11	11	-
Purdue	Jan. 8, 2000	21	10	-
Indiana	Jan. 25, 2000	19	13	-
Indiana	Feb. 13, 2000	23	12	-
Penn State	Feb. 19, 2000	16	11	-
Iowa	March 1, 2000	15	11	-
Oakland	Nov. 17, 2000	19	13	-
Wagner	Nov. 25, 2000	24	13	-
Duke	Dec. 9, 2000	20	10	-
Towson	Dec. 27, 2000	23	13	-
Illinois	Jan. 25, 2001	26	13	-
Penn State	Feb. 7, 2001	12	10	-
Iowa	Feb. 14, 2001	17	12	-
Northwestern	Feb. 28, 2001	29	13	-
Penn State	March 8, 2001	22	13	-
Oakland	Nov. 16, 2001	17	14	-
Boston College	Dec. 1, 2001	15	11	-
Penn State	Jan. 2, 2002	10	14	-
Western Michigan	Nov. 30, 2002	14	12	-
Bowling Green	Dec. 11, 2002	23	10	-
Wisconsin	Jan. 8, 2003	17	11	-
Iowa	Feb. 8, 2003	10	12	-
Ohio State	Feb. 15, 2003	19	10	-

Ken Brady (1971-73)

Opponent	Date	Pt	Reb	Ast
Notre Dame	Dec. 1, 1970	20	18	-
Wyoming	Dec. 22, 1970	16	11	-
Villanova	Dec. 30, 1970	10	14	-
Northwestern	Jan. 23, 1971	15	14	-
Minnesota	Jan. 30, 1971	12	14	-
Purdue	Feb. 2, 1971	18	13	-
Northwestern	Feb. 6, 1971	17	12	-
Purdue	Feb. 13, 1971	19	14	-
Minnesota	Feb. 20, 1971	16	12	-

Illinois	March 2, 1971	15	11	-
Iowa	March 9, 1971	20	14	-
Wisconsin	March 13, 1971	11	14	-
Syracuse	March 21, 1971	12	14	-
Northwestern	Jan. 22, 1972	13	11	-
Ohio State	Jan. 29, 1972	15	12	-
Illinois	Feb. 12, 1972	14	17	-
Northwestern	Feb. 19, 1972	10	10	-
Minnesota	Feb. 26, 1972	17	11	-
Michigan State	March 4, 1972	20	12	-
Notre Dame	Dec. 2, 1972	20	11	-
Dayton	Dec. 9, 1972	24	13	-
Western Michigan	Dec. 18, 1972	23	15	-
St. John's	Dec. 28, 1972	10	16	-
Iowa	Jan. 8, 1973	16	13	-
Indiana	Jan. 27, 1973	12	11	-
Illinois	Feb. 3, 1973	13	14	-
Northwestern	Feb. 17, 1973	11	14	-
Minnesota	Feb. 24, 1973	19	12	-
Illinois	Feb. 26, 1973	21	16	-

Wayman Britt (1973-76)

Opponent	Date	Pt	Reb	Ast
Wisconsin	Jan. 28, 1974	16	11	-
Purdue	Feb. 23, 1974	18	11	-
Indiana	March 11, 1974	16	11	-
Iowa	Jan. 18, 1975	10	11	-

Graham Brown (2003-06)

Opponent	Date	Pt	Reb	Ast
Penn State	Jan. 15, 2005	13	10	-
at Notre Dame	Dec. 3, 2005	13	10	-
Purdue	Jan. 7, 2006	11	10	-

Louis Bullock* (1996-98)

Opponent	Date	Pt	Reb	Ast
Eastern Michigan	Dec. 9, 1998	34	11	-

Bill Buntin (1963-65)

Opponent	Date	Pt	Reb	Ast
Indiana	Feb. 9, 1962	36	20	-
Ball State	Dec. 1, 1962	21	13	-
Creighton	Dec. 3, 1962	25	22	-
Butler	Dec. 7, 1962	14	17	-
Texas Christian	Dec. 13, 1962	19	19	-
Evansville	Dec. 15, 1962	17	12	-
San Jose State	Dec. 19, 1962	26	12	-
Houston	Dec. 21, 1962	21	20	-
Texas A&M	Dec. 22, 1962	20	14	-
Yale	Dec. 29, 1962	26	19	-
Northwestern	Jan. 5, 1963	33	21	-
Iowa	Jan. 7, 1963	34	16	-
Ohio State	Jan. 12, 1963	15	13	-
Minnesota	Jan. 14, 1963	21	12	-
Detroit	Jan. 30, 1963	16	12	-
Wisconsin	Feb. 4, 1963	20	19	-
Ohio State	Feb. 16, 1963	21	10	-
Northwestern	Feb. 18, 1963	21	17	-
Purdue	Feb. 23, 1963	17	17	-
Iowa	Feb. 25, 1963	32	17	-
Illinois	March 2, 1963	27	12	-
Indiana	March 4, 1963	30	16	-
Wisconsin	March 9, 1963	17	14	-
Tulane	Dec. 2, 1963	20	15	-
Western Michigan	Dec. 14, 1963	32	12	-
Duke	Dec. 21, 1963	14	18	-
New York University	Dec. 26, 1963	18	12	-
Pittsburgh	Dec. 28, 1963	26	11	-
Detroit	Dec. 31, 1963	29	21	-
Northwestern	Jan. 4, 1964	22	13	-
Purdue	Jan. 11, 1964	23	14	-
Minnesota	Jan. 21, 1964	23	12	-
Michigan State	Jan. 25, 1964	25	13	-
Illinois	Feb. 8, 1964	37	13	-
Minnesota	Feb. 18, 1964	22	18	-
Wisconsin	Feb. 22, 1964	28	16	-
Illinois	Feb. 29, 1964	18	14	-
Purdue	March 9, 1964	19	13	-
Loyola	March 13, 1964	26	13	-
Ohio	March 14, 1964	15	10	-

Kansas State	March 21, 1964	33	14	-
Ball State	Dec. 1, 1964	15	13	-
Duke	Dec. 5, 1964	17	14	-
Indiana State	Dec. 9, 1964	17	10	-
Princeton	Dec. 30, 1964	24	13	-
Illinois	Jan. 9, 1965	30	18	-
Northwestern	Jan. 16, 1965	17	10	-
Purdue	Jan. 23, 1965	20	17	-
Iowa	Feb. 8, 1965	19	12	-
Indiana	Feb. 15, 1965	23	13	-
Ohio State	Feb. 20, 1965	20	18	-
Minnesota	Feb. 23, 1965	14	11	-
Illinois	Feb. 27, 1965	30	13	-
Wisconsin	March 2, 1965	20	20	-
Minnesota	March 6, 1965	17	16	-
Dayton	March 12, 1965	26	11	-
Vanderbilt	March 13, 1965	26	14	-
Princeton	March 19, 1965	22	14	-

Trey Burke (2011-13)

Opponent	Date	Pt	Reb	Ast
N.C. State	Nov. 27, 2012	18	-	11
Central Michigan	Dec. 29, 2012	22	-	11
Iowa	Jan. 3, 2013	15	-	12
Kansas	March 29, 2013	23	-	10

Richard Carter (1969-70)

Opponent	Date	Pt	Reb	Ast
Evansville	Feb. 10, 1970	13	13	-

Richard Clark (1960)

Opponent	Date	Pt	Reb	Ast
Indiana	Jan. 11, 1960	11	10	-

John Clawson (1964-66)

Opponent	Date	Pt	Reb	Ast
Bowling Green	Dec. 4, 1965	22	10	-
Duke	Dec. 21, 1965	20	11	-
Indiana	Jan. 10, 1966	13	11	-
Minnesota	Jan. 22, 1966	15	10	-

Tom Cole (1961-63)

Opponent	Date	Pt	Reb	Ast
Indiana	Jan. 7, 1961	12	11	-
Western Ontario	Feb. 2, 1961	18	13	-
Ohio State	Feb. 4, 1961	16	17	-
Minnesota	Feb. 11, 1961	10	12	-
Michigan State	Feb. 13, 1961	29	12	-
Purdue	Feb. 18, 1961	11	12	-
Northwestern	Feb. 25, 1961	15	17	-
Wisconsin	Feb. 27, 1961	13	16	-
Illinois	March 6, 1961	19	14	-
Indiana	March 11, 1961	17	15	-
Ball State	Dec. 2, 1961	15	16	-
Denver	Dec. 11, 1961	11	13	-
Bowling Green	Dec. 14, 1961	18	13	-
South Carolina	Dec. 20, 1961	18	10	-
California	Dec. 29, 1961	14	12	-
Iowa	Jan. 15, 1962	14	14	-
Michigan State	Jan. 20, 1962	19	10	-
Iowa	Feb. 24, 1962	26	10	-
Indiana	Feb. 26, 1962	29	17	-
Butler	Dec. 7, 1962	21	10	-
Northwestern	Jan. 5, 1963	14	11	-
Iowa	Jan. 7, 1963	13	14	-
Michigan State	Feb. 2, 1963	23	16	-
Indiana	Feb. 9, 1963	17	16	-
Northwestern	Feb. 18, 1963	13	12	-
Purdue	Feb. 23, 1963	24	21	-
Iowa	Feb. 25, 1963	13	12	-
Illinois	March 2, 1963	22	16	-
Indiana</				

Career Records | Double-Double Club

UCLA	Dec. 27, 1963	25	17	-	Northwestern	Jan. 26, 1980	13	10	-	Ohio State	Jan. 24, 2009	22	12	-
Pittsburgh	Dec. 28, 1963	11	15	-	Southern Cal	Dec. 27, 1981	13	11	-	Northern Michigan#	Nov. 14, 2009	18	13	10
Purdue	Jan. 11, 1964	15	13	-	Alabama-Birmingham	Dec. 28, 1981	15			Creighton	Nov. 26, 2009	20	-	11
Minnesota	Jan. 21, 1964	10	13	-	15	-				Alabama	Nov. 29, 2009	26	10	-
Ohio State	Feb. 3, 1964	12	10	-	Minnesota	Jan. 15, 1982	21	10	-	Iowa	Feb. 16, 2010	20	10	-
Illinois	Feb. 8, 1964	17	13	-	Purdue	March 4, 1982	25	11	-	Illinois	Feb. 23, 2010	15	11	-
Illinois	Feb. 29, 1964	19	13	-	Wisconsin	March 6, 1982	25	11	-					
Kansas State	March 21, 1964	17	14	-										
Duke	Dec. 5, 1964	17	12	-										
Purdue	Jan. 23, 1965	27	18	-	Gary Grant (1985-88)									
Michigan State	Jan. 26, 1965	19	14	-	Opponent	Date	Pt	Reb	Ast	Opponent	Date	Pt	Reb	Ast
Illinois	Feb. 27, 1965	13	15	-	Northwestern	Jan. 21, 1987	27	-	10	Oklahoma State	Dec. 20, 1982	13	12	-
Wisconsin	March 2, 1965	10	11	-	Iowa	Jan. 31, 1987	22	-	11	Northwestern	Jan. 6, 1983	12	16	-
Ohio State	March 8, 1965	22	15	-	Iowa	Feb. 28, 1987	28	-	10	Cleveland State	Dec. 29, 1985	13	11	-
Vanderbilt	March 13, 1965	14	12	-	North Carolina#	March 14, 1987	24	10	10					
San Francisco	Dec. 11, 1965	10	11	-	Miami (Fla.)	Nov. 27, 1987	21	-	12	Paul Heuerman (1978-81)				
Indiana	Jan. 10, 1966	19	11	-	Western Michigan	Dec. 7, 1987	16	-	14	Opponent	Date	Pt	Reb	Ast
Minnesota	Jan. 22, 1966	15	17	-	Eastern Michigan	Dec. 12, 1987	33	-	13	Central Michigan	Dec. 3, 1979	15	13	-
Illinois	Feb. 1, 1966	11	11	-	Northern Michigan	Dec. 19, 1987	29	-	14	Iowa	Jan. 5, 1980	12	11	-
Wisconsin	Feb. 12, 1966	16	10	-	Ohio State	March 12, 1988	15	-	12	Indiana	Feb. 23, 1980	10	10	-
Northwestern	March 5, 1966	19	17	-	Florida	March 19, 1988	19	-	11					
Western Kentucky	March 11, 1966	18	12	-						Dean Hopson (1981-82)				
Kentucky	March 12, 1966	17	12	-	Rickey Green (1976-77)					Opponent	Date	Pt	Reb	Ast
					Opponent	Date	Pt	Reb	Ast	Detroit	Dec. 19, 1981	14	10	-
					Michigan State	Feb. 14, 1976	24	10	-	Southern Cal	Dec. 27, 1981	13	10	-
Leon Derricks (1993-94)					Gavin Groninger (2000-03)					Daniel Horton (2003-06)				
Opponent	Date	Pt	Reb	Ast	Opponent	Date	Pt	Reb	Ast	Opponent	Date	Pt	Reb	Ast
Detroit	Dec. 6, 1993	10	13	-	Indiana	Feb. 11, 2001	11	10	-	Coppin State	Dec. 28, 2005	11	-	10
										Chicago State	Dec. 31, 2005	17	-	10
Craig Dill (1965-67)					Tim Hardaway Jr. (2010-13)					at Penn State	Feb. 1, 2006	13	-	12
Opponent	Date	Pt	Reb	Ast	Opponent	Date	Pt	Reb	Ast	Ohio State	Feb. 9, 2006	15	-	10
Bowling Green	Dec. 7, 1966	25	19	-	Northwestern	Feb. 9, 2011	17	10	-					
Butler	Dec. 12, 1966	25	12	-	Wisconsin	Jan. 8, 2012	17	10	-	Juwana Howard (1992-94)				
Georgia Tech	Dec. 28, 1966	20	10	-	Illinois	March 1, 2012	25	11	-	Opponent	Date	Pt	Reb	Ast
Michigan State	Jan. 21, 1967	18	11	-	Slippery Rock	Nov. 9, 2012	25	10	-	Eastern Michigan	Dec. 12, 1991	11	10	-
Purdue	Feb. 4, 1967	24	12	-	Nebraska	Jan. 9, 2013	15	11	-	Indiana	Jan. 21, 1992	26	10	-
Northwestern	Feb. 11, 1967	25	12	-						Notre Dame	Feb. 9, 1992	14	13	-
Purdue	Feb. 20, 1967	16	10	-	Alan Hardy (1976-79)					Iowa State	Dec. 19, 1992	15	12	-
Minnesota	Feb. 25, 1967	13	13	-	Opponent	Date	Pt	Reb	Ast	Wisconsin	Jan. 9, 1993	18	20	-
Wisconsin	March 4, 1967	23	12	-	Central Michigan	Dec. 17, 1977	24	10	-	Michigan State	Feb. 2, 1993	16	13	-
Indiana	March 6, 1967	18	12	-	Ohio State	Jan. 23, 1978	18	12	-	Ohio State	Feb. 28, 1993	18	16	-
Iowa	March 11, 1967	20	10	-	Iowa	Jan. 6, 1979	18	10	-	Coastal Carolina	March 19, 1993	16	10	-
					Illinois	Jan. 27, 1979	10	10	-	George Washington	March 26, 1993	17	10	-
										Cleveland State	Nov. 29, 1993	25	12	-
Lovell Farris (1959-60)					Dion Harris (2004-07)					Tulane	Dec. 1, 1993	21	13	-
Opponent	Date	Pt	Reb	Ast	Opponent	Date	Pt	Reb	Ast	Arizona	Dec. 30, 1993	20	11	-
Denver	Dec. 21, 1959	11	14	-	Wofford	Dec. 2, 2006	14	-	10	Purdue	Feb. 1, 1994	17	17	-
Drake	Dec. 5, 1959	16	13	-						Michigan State	Feb. 5, 1994	18	12	-
Illinois	Feb. 6, 1960	15	10	-	John Harris (1962-63)					Iowa	Feb. 16, 1994	24	13	-
Indiana	Jan. 11, 1960	24	10	-	Opponent	Date	Pt	Reb	Ast	Northwestern	March 12, 1994	32	13	-
Miami (Ohio)	Jan. 2, 1960	19	11	-	Ball State	Dec. 2, 1961	17	13	-	Texas	March 19, 1994	34	18	-
Michigan State	Jan. 9, 1960	15	10	-	Bowling Green	Dec. 14, 1961	12	13	-	Maryland	March 24, 1994	24	11	-
Minnesota	Feb. 20, 1960	12	10	-	South Carolina	Dec. 20, 1961	10	11	-	Arkansas	March 26, 1994	30	13	-
Northwestern	Feb. 13, 1960	15	12	-	California	Dec. 29, 1961	15	14	-					
Northwestern	Dec. 30, 1959	19	11	-	Illinois	Jan. 6, 1962	18	12	-	Phil Hubbard (1976-77, '79)				
Purdue	Feb. 8, 1960	13	17	-	Detroit	Feb. 1, 1962	18	16	-	Opponent	Date	Pt	Reb	Ast
Wash. U. (St. Louis)	Jan. 28, 1960	14	14	-	Northwestern	Feb. 10, 1962	18	11	-	Vanderbilt	Dec. 2, 1975	17	15	-
Wisconsin	Feb. 22, 1960	28	14	-	Wisconsin	Feb. 17, 1962	16	17	-	Dayton	Dec. 13, 1975	19	17	-
					Indiana	Feb. 19, 1962	29	11	-	LaSalle	Dec. 29, 1975	11	13	-
Dan Fife (1969-71)					Indiana	Feb. 26, 1962	20	19	-	UNLV	Dec. 30, 1975	10	14	-
Opponent	Date	Pt	Reb	Ast	Northwestern	March 3, 1962	18	14	-	Northwestern	Jan. 5, 1976	20	14	-
Bradley	Dec. 23, 1968	22	11	-	Creighton	Dec. 3, 1962	13	14	-	Purdue	Jan. 24, 1976	19	17	-
Harvard	Dec. 21, 1970	14	-	10	Texas Christian	Dec. 13, 1962	17	17	-	Illinois	Jan. 26, 1976	13	15	-
Villanova	Dec. 30, 1970	14	-	11	Evansville	Dec. 15, 1962	20	21	-	Wisconsin	Feb. 2, 1976	18	12	-
					San Jose State	Dec. 19, 1962	11	11	-	Indiana	Feb. 7, 1976	12	15	-
Rodney Ford (1969-71)					Houston	Dec. 21, 1962	26	16	-	Michigan State	Feb. 14, 1976	16	12	-
Opponent	Date	Pt	Reb	Ast	Detroit	Jan. 30, 1963	15	17	-	Eastern Michigan	Feb. 16, 1976	24	13	-
Notre Dame	Dec. 3, 1969	21	10	-	Michigan State	Feb. 2, 1963	16	12	-	Purdue	Feb. 21, 1976	22	13	-
Minnesota	March 3, 1970	16	10	-	Wisconsin	Feb. 4, 1963	10	11	-	Minnesota	March 1, 1976	20	13	-
St. Louis	Dec. 28, 1970	21	10	-	Illinois	March 2, 1963	21	15	-	Northwestern	March 6, 1976	19	14	-
Villanova	Dec. 30, 1970	29	10	-	Indiana	March 4, 1963	23	12	-	Notre Dame	March 18, 1976	11	10	-
Northwestern	Jan. 23, 1971	14	11	-	Wisconsin	March 9, 1963	21	11	-	Missouri	March 20, 1976	20	18	-
Ohio State	Feb. 27, 1971	21	14	-						Rutgers	March 27, 1976	16	13	-
Iowa	March 9, 1971	17	11	-	Manny Harris (2008-10)					Indiana	March 29, 1976	10	11	-
Wisconsin	March 13, 1971	30	15	-	Opponent	Date	Pt	Reb	Ast	Western Kentucky	Nov. 27, 1976	22	10	-
					Northeastern	Nov. 12, 2008	26	10	-	Fordham	Dec. 4, 1976	11	15	-
Willard Fraumann (1968-70)					Norfolk State	Nov. 25, 2008	16	15	-	Vanderbilt	Dec. 6, 1976	21	10	-
Opponent	Date	Pt	Reb	Ast	Oakland	Dec. 20, 2008	15	-	13	Kent State	Dec. 18, 1976	19	15	-
Evansville	Feb. 10, 1970	12	16	-	N.C. Central	Dec. 29, 2008	29	16	-	Central Michigan	Dec. 21, 1976	26	15	-
Thad Garner (1979-82)					Indiana	Jan. 7, 2009	17	11	-	Rhode Island	Dec. 28, 1976	35	17	-
Opponent	Date	Pt	Reb	Ast						Providence	Dec. 29, 1976	27	16	-
Dayton	Dec. 15, 1979	15	14	-										

Career Records | Double-Double Club

South Carolina	Jan. 2, 1977	16	13	-
Northwestern	Jan. 6, 1977	15	12	-
Wisconsin	Jan. 8, 1977	16	15	-
Iowa	Jan. 17, 1977	18	16	-
Purdue	Jan. 20, 1977	19	14	-
Ohio State	Jan. 24, 1977	17	14	-
Wisconsin	Jan. 27, 1977	20	14	-
Northwestern	Jan. 29, 1977	19	13	-
Minnesota	Feb. 7, 1977	23	10	-
Indiana	Feb. 13, 1977	22	12	-
Iowa	Feb. 17, 1977	18	12	-
Minnesota	Feb. 19, 1977	28	14	-
Michigan State	Feb. 26, 1977	15	18	-
Illinois	March 3, 1977	23	11	-
Purdue	March 5, 1977	31	16	-
Holy Cross	March 13, 1977	16	12	-
Detroit	March 17, 1977	22	26	-
Central Michigan	Nov. 30, 1978	25	14	-
Alabama	Dec. 2, 1978	24	15	-
Louisville	Dec. 6, 1978	18	13	-
Dayton	Dec. 9, 1978	17	13	-
Ohio State	Jan. 20, 1979	14	14	-
Michigan State	Jan. 25, 1979	13	12	-
Indiana	Feb. 1, 1979	13	10	-
Ohio State	Feb. 8, 1979	21	14	-
Iowa	March 1, 1979	16	15	-
Minnesota	March 3, 1979	25	13	-
Texas Tech	Dec. 28, 1979	12	11	-

Mark Hughes (1986-89)

Opponent	Date	Pt	Reb	Ast
Wisconsin	Feb. 18, 1987	12	11	-
Western Michigan	Dec. 10, 1988	11	12	-

Chris Hunter (2003-06)

Opponent	Date	Pt	Reb	Ast
Illinois	Jan. 29, 2003	11	10	-

Freddie Hunter (1991-92)

Opponent	Date	Pt	Reb	Ast
Iowa	Feb. 9, 1991	11	11	-

Ray Jackson (1992-95)

Opponent	Date	Pt	Reb	Ast
Nebraska	Dec. 28, 1992	11	10	-
Iowa	March 2, 1993	13	14	-
Auburn	Dec. 28, 1993	14	10	-
Texas	March 19, 1994	15	14	-
Duke	Dec. 10, 1994	10	11	-
Iowa	Jan. 11, 1995	15	10	-
Illinois	Jan. 17, 1995	16	11	-

Ernest Johnson (1971-73)

Opponent	Date	Pt	Reb	Ast
Harvard	Dec. 21, 1970	15	17	-
Wyoming	Dec. 22, 1970	12	10	-
Western Michigan	Dec. 4, 1971	17	15	-
Ohio	Dec. 20, 1971	26	18	-
Oregon	Dec. 29, 1971	11	10	-
Michigan State	Jan. 8, 1972	24	14	-
Illinois	Jan. 11, 1972	19	14	-
Ohio State	Jan. 29, 1972	19	14	-
Northwestern	Feb. 19, 1972	18	12	-
Notre Dame	Dec. 2, 1972	17	13	-
Oregon State	Dec. 4, 1972	10	11	-
Manhattan	Dec. 30, 1972	13	14	-
Ohio State	March 10, 1973	13	10	-

Joe Johnson (1978-81)

Opponent	Date	Pt	Reb	Ast
Notre Dame	Dec. 2, 1972	16	-	11

Jimmy King (1992-95)

Opponent	Date	Pt	Reb	Ast
Auburn	Dec. 28, 1993	22	11	-
Western Kentucky	March 16, 1995	23	17	-

C.J. Kupec (1973-75)

Opponent	Date	Pt	Reb	Ast
Southern Illinois	Dec. 1, 1973	18	11	-

Western Michigan	Dec. 12, 1973	17	19	-
Dayton	Dec. 15, 1973	16	11	-
Yale	Dec. 21, 1973	10	11	-
Bowling Green	Dec. 22, 1973	12	19	-
San Francisco	Dec. 28, 1973	12	13	-
Minnesota	Jan. 12, 1974	14	12	-
Purdue	Jan. 21, 1974	26	12	-
Illinois	Feb. 2, 1974	18	17	-
Ohio State	Feb. 9, 1974	16	15	-
Indiana	Feb. 16, 1974	12	12	-
Purdue	Feb. 23, 1974	21	12	-
Indiana	March 11, 1974	22	15	-
Toledo	Nov. 30, 1974	14	11	-
Dayton	Dec. 14, 1974	17	10	-
Virginia Tech	Dec. 20, 1974	22	11	-
Eastern Michigan	Dec. 28, 1974	13	13	-
Illinois	Jan. 2, 1975	30	17	-
Ohio State	Jan. 4, 1975	14	15	-
Northwestern	Jan. 25, 1975	26	10	-
Wisconsin	Jan. 27, 1975	20	10	-
Iowa	Feb. 15, 1975	18	10	-
Northwestern	Feb. 22, 1975	24	12	-
Wisconsin	Feb. 24, 1975	12	11	-
Purdue	March 1, 1975	18	13	-

Caris LeVert (2012-present)

Opponent	Date	Pt	Reb	Ast
Purdue	Jan. 30, 2014	14	11	-

John Lockard (1972-73)

Opponent	Date	Pt	Reb	Ast
Notre Dame	Dec. 1, 1971	17	17	-
Eastern Michigan	Dec. 7, 1971	19	20	-
Washington	Dec. 30, 1971	15	10	-
Michigan State	Jan. 8, 1972	11	14	-
Illinois	Jan. 11, 1972	12	17	-
Ohio State	Jan. 15, 1972	15	13	-
Northwestern	Jan. 22, 1972	19	16	-
Iowa	Jan. 25, 1972	20	14	-
Illinois	Feb. 12, 1972	22	13	-
Michigan State	March 4, 1972	21	10	-
Wisconsin	March 7, 1972	17	12	-

Scott Maentz (1960-61)

Opponent	Date	Pt	Reb	Ast
Tennessee	Dec. 19, 1959	19	11	-
Miami (Ohio)	Jan. 2, 1960	13	23	-
Michigan State	Jan. 9, 1960	11	11	-
Indiana	Jan. 7, 1961	13	11	-
Minnesota	Feb. 11, 1961	12	11	-
Michigan State	Feb. 13, 1961	19	18	-
Purdue	Feb. 18, 1961	18	10	-
Wisconsin	Feb. 27, 1961	11	11	-
Illinois	March 6, 1961	18	11	-

Dave McClellan (1967-69)

Opponent	Date	Pt	Reb	Ast
Purdue	Feb. 4, 1967	12	10	-
Ohio State	Feb. 18, 1967	11	10	-
Minnesota	Feb. 25, 1967	19	15	-

Tim McCormick (1981, 83-84)

Opponent	Date	Pt	Reb	Ast
Arkansas	Dec. 6, 1980	17	10	-
Akron	Dec. 8, 1980	20	10	-
Wisconsin	Jan. 15, 1983	17	10	-
Wisconsin	March 2, 1983	23	10	-
Minnesota	March 5, 1983	24	10	-
Northern Michigan	Dec. 3, 1983	18	12	-
Georgia	Dec. 5, 1983	25	12	-
Virginia Tech	March 26, 1984	15	12	-
Notre Dame	March 28, 1984	28	14	-

Mitch McGary (2012-present)

Opponent	Date	Pt	Reb	Ast
Eastern Michigan	Dec. 20, 2012	10	11	-
Penn State	March 14, 2013	10	11	-
VCU	March 23, 2013	21	14	-
Kansas	March 29, 2013	25	14	-
Syracuse	April 6, 2013	10	12	-

Florida State	Nov. 22, 2013	14	12	-
at Duke	Dec. 3, 2013	15	14	-

Mike McGee (1978-81)

Opponent	Date	Pt	Reb	Ast
Michigan State	Feb. 2, 1978	23	10	-
Central Michigan	Nov. 30, 1978	30	11	-
Minnesota	Jan. 4, 1979	33	12	-
Detroit	Dec. 12, 1979	36	10	-
Tulane	Dec. 29, 1979	29	10	-

Terry Mills (1988-90)

Opponent	Date	Pt	Reb	Ast
Central Michigan	Dec. 5, 1987	23	10	-
Grambling	Dec. 21, 1987	12	10	-
Purdue	Feb. 7, 1988	10	14	-
Northern Michigan	Dec. 20, 1988	21	13	-
Iowa	Feb. 9, 1989	12	10	-
Boston University	Nov. 27, 1989	10	11	-
Iowa State	Dec. 2, 1989	15	13	-
Duke	Dec. 9, 1989	18	10	-
Chicago State	Dec. 11, 1989	13	12	-
Eastern Michigan	Dec. 30, 1989	20	13	-
Illinois	Jan. 15, 1990	18	10	-
Wisconsin	Feb. 3, 1990	20	14	-
Wisconsin	March 8, 1990	18	10	-
Loyola Marymount	March 18, 1990	23	10	-

Willie Mitchell (1995-96)

Opponent	Date	Pt	Reb	Ast
Penn State	Jan. 8, 1995	12	15	-

Jordan Morgan (2010-present)

Opponent	Date	Pt	Reb	Ast
Ohio State	Feb. 18, 2012	11	11	-
at Bradley	Dec. 1, 2012	10	10	-
Arkansas	Dec. 8, 2012	12	10	-
at Northwestern	Jan. 3, 2013	12	13	-
Indiana	March 8, 2014	15	10	-
vs. Wofford	March 20, 2014	10	10	-
vs. Texas	March 22, 2014	15	10	-

Darius Morris (2009-present)

Opponent	Date	Pt	Reb	Ast
Gardner-Webb	Nov. 21, 2010	21	-	10
Concordia	Dec. 6, 2010	19	-	12
Utah	Dec. 10, 2010	19	-	10
Bryant	Dec. 23, 2010	26	-	12
Penn State	Jan. 2, 2011	20	-	10
Iowa	Jan. 30, 2011	12	10	11

Jim Myers (1964-66)

Opponent	Date	Pt	Reb	Ast
Ball State	Nov. 30, 1963	22	11	-
Duke	Dec. 21, 1965	14	12	-
Arizona State	Dec. 27, 1965	23	12	-
Indiana	Jan. 10, 1966	24	10	-
Minnesota	Jan. 22, 1966	12	21	-
Purdue	Feb. 19, 1966	22	14	-
Western Kentucky	March 11, 1966	10	10	-
Kentucky	March 12, 1966	10	11	-

Zack Novak (2009-12)

Opponent	Date	Pt	Reb	Ast
Harvard	Dec. 4, 2010	12	11	-
Concordia	Dec. 6, 2010	12	14	-
Oakland	Dec. 18, 2010	13	12	-
Kansas	Jan. 9, 2011	12	11	-
Tennessee	March 18, 2011	14	10	-

John Oosterbaan (1962-63)

Opponent	Date	Pt	Reb	Ast
Iowa	Jan. 15, 1962	10	10	-
Bowling Green	Dec. 14, 1961	18	12	-

Isaac Person (1980-83)

Opponent	Date	Pt	Reb	Ast
Dayton	Dec. 15, 1979	12	10	-
Western Michigan	Dec. 22, 1979	10	11	-
Eastern Michigan	Nov. 30, 1981	12	10	-

Career Records | Double-Double Club

Ohio State	Jan. 28, 1982	14	10	-
Indiana	Feb. 27, 1982	14	12	-
Kansas	Dec. 6, 1982	17	11	-

Don Petroff (1960)

Opponent	Date	Pt	Reb	Ast
Pittsburgh	Dec. 6, 1960	17	11	-
Brown	Dec. 28, 1960	25	12	-

Brent Petway (2004-07)

Opponent	Date	Pt	Reb	Ast
Boston University	Dec. 14, 2004	13	11	-
Wisconsin	Jan. 22, 2005	10	10	-
Iowa	March 5, 2005	16	10	-
UW-Milwaukee	Nov. 15, 2006	13	11	-
Youngstown State	Nov. 22, 2006	13	10	-
Delaware State	Dec. 9, 2006	12	10	-

Jim Pitts (1966-68)

Opponent	Date	Pt	Reb	Ast
Duke	Dec. 3, 1966	11	10	-
Bowling Green	Dec. 7, 1966	17	10	-
Davidson	Dec. 10, 1966	13	10	-
Arkansas	Dec. 30, 1966	15	11	-
Northwestern	Jan. 7, 1967	17	12	-
Northern Illinois	Dec. 30, 1967	21	11	-
Michigan State	Jan. 13, 1968	20	10	-
Ball State	Jan. 22, 1968	19	10	-
Purdue	Feb. 27, 1968	22	12	-

Richard Rellford (1983-86)

Opponent	Date	Pt	Reb	Ast
Cleveland State	Dec. 29, 1985	21	10	-

Glen Rice (1986-89)

Opponent	Date	Pt	Reb	Ast
Bradley	Nov. 21, 1986	27	19	-
Kent State	Dec. 9, 1986	26	12	-
Bowling Green	Dec. 15, 1986	10	12	-
Middle Tennessee	Dec. 29, 1986	26	11	-
Illinois	Jan. 3, 1987	15	12	-
Purdue	Jan. 5, 1987	15	11	-
Ohio State	Jan. 8, 1987	19	16	-
Iowa	Jan. 31, 1987	33	10	-
Indiana	Feb. 8, 1987	13	10	-
Wisconsin	Feb. 18, 1987	19	12	-
Northwestern	Feb. 21, 1987	16	13	-
Navy	March 12, 1987	21	12	-
North Carolina	March 14, 1987	22	10	-
Central Michigan	Dec. 5, 1987	17	12	-
Eastern Michigan	Dec. 12, 1987	25	10	-
Michigan State	Jan. 14, 1988	17	10	-
Wisconsin	Jan. 21, 1988	30	13	-
Iowa	Feb. 3, 1988	35	10	-
Northwestern	March 2, 1988	25	10	-
Ohio State	March 12, 1988	29	14	-
Central Michigan	Dec. 7, 1988	21	10	-
Western Michigan	Dec. 10, 1988	28	11	-
Michigan State	Feb. 4, 1989	29	10	-
Seton Hall	April 3, 1989	31	11	-

Eric Riley (1990-93)

Opponent	Date	Pt	Reb	Ast
Utah	Dec. 1, 1990	12	15	-
Eastern Michigan	Dec. 4, 1990	18	11	-
Duke	Dec. 8, 1990	17	10	-
Texas	Dec. 28, 1990	12	11	-
Pennsylvania	Dec. 29, 1990	12	11	-
Indiana	Feb. 24, 1991	15	13	-
Illinois	Feb. 28, 1991	17	15	-
Oklahoma State	March 27, 1992	15	10	-
Nebraska	Dec. 28, 1992	13	10	-

Glenn Robinson III (2012-present)

Opponent	Date	Pt	Reb	Ast
Iowa	Jan. 3, 2013	20	10	-
Penn State	Feb. 17, 2013	21	10	-

Bernard Robinson Jr. (2001-04)

Opponent	Date	Pt	Reb	Ast

Minnesota	Jan. 19, 2002	12	10	-
Minnesota	Jan. 22, 2003	13	11	-
Indiana	March 14, 2003	15	11	-
Purdue	Feb. 7, 2004	11	10	-

John Robinson (1975-77)

Opponent	Date	Pt	Reb	Ast
Ohio State	Jan. 4, 1975	28	11	-
Michigan State	Feb. 8, 1975	17	10	-
Iowa	Feb. 15, 1975	10	12	-
Ohio State	March 8, 1975	10	13	-
Wisconsin	Jan. 8, 1976	17	11	-
Ohio State	Jan. 12, 1976	11	11	-
Illinois	Jan. 26, 1976	17	13	-
Ohio State	Feb. 9, 1976	13	10	-
Eastern Michigan	Feb. 16, 1976	16	12	-
Iowa	Feb. 28, 1976	14	10	-
Missouri	March 20, 1976	21	16	-
Rutgers	March 27, 1976	20	16	-
Minnesota	Feb. 7, 1977	20	11	-
Michigan State	Feb. 26, 1977	15	10	-

Rumeal Robinson (1988-90)

Opponent	Date	Pt	Reb	Ast
Iowa	Feb. 3, 1988	18	-	11
Western Michigan	Dec. 10, 1988	17	-	11
Wisconsin	Feb. 25, 1989	11	-	10
Iowa	March 4, 1989	22	-	10
North Carolina	March 23, 1989	17	-	13
Illinois	April 1, 1989	14	-	12
Seton Hall	April 3, 1989	21	-	11
Wisconsin	March 8, 1990	15	-	12
Iowa	March 10, 1990	22	-	11

Jalen Rose (1992-94)

Opponent	Date	Pt	Reb	Ast
Cleveland State	Dec. 7, 1991	17	11	-
East Tennessee State	March 22, 1992	19	-	10
Oklahoma State	March 27, 1992	25	11	-
Chattanooga	Dec. 5, 1993	18	11	-
Iowa	Feb. 16, 1994	19	-	11

Campy Russell (1973-74)

Opponent	Date	Pt	Reb	Ast
Notre Dame	Dec. 2, 1972	18	10	-
Dayton	Dec. 9, 1972	25	10	-
Detroit	Dec. 16, 1972	16	12	-
Toledo	Dec. 19, 1972	30	20	-
Boston College	Dec. 26, 1972	29	17	-
Iowa	Jan. 8, 1973	17	12	-
Purdue	Jan. 20, 1973	22	15	-
Michigan State	Feb. 10, 1973	14	13	-
Northwestern	Feb. 17, 1973	31	12	-
Minnesota	Feb. 24, 1973	19	13	-
Illinois	Feb. 26, 1973	17	10	-
Southern Illinois	Dec. 1, 1973	29	16	-
Xavier	Dec. 10, 1973	22	13	-
Dayton	Dec. 15, 1973	19	11	-
Bowling Green	Dec. 22, 1973	14	13	-
Indiana	Jan. 4, 1974	20	14	-
Minnesota	Jan. 12, 1974	23	11	-
Michigan State	Jan. 19, 1974	27	10	-
Wisconsin	Jan. 28, 1974	25	11	-
Ohio State	Feb. 9, 1974	22	19	-
Indiana	Feb. 16, 1974	30	11	-
Wisconsin	Feb. 25, 1974	36	11	-
Minnesota	March 2, 1974	28	15	-
Michigan State	March 9, 1974	36	16	-
Notre Dame	March 14, 1974	36	18	-
Marquette	March 16, 1974	21	14	-

Cazzie Russell (1964-66)

Opponent	Date	Pt	Reb	Ast
Ball State	Nov. 30, 1963	30	14	-
Duke	Dec. 21, 1963	21	15	-
New York University	Dec. 26, 1963	26	10	-
UCLA	Dec. 27, 1963	11	10	-
Detroit	Dec. 31, 1963	36	11	-
Northwestern	Jan. 4, 1964	23	10	-
Ohio State	Jan. 18, 1964	27	13	-

Ohio State	Feb. 3, 1964	30	11	-
Iowa	March 7, 1964	27	17	-
Duke	Dec. 5, 1964	21	13	-
Butler	Dec. 23, 1964	21	12	-
Manhattan	Dec. 28, 1964	36	13	-
Northwestern	Jan. 16, 1965	36	11	-
Indiana	Feb. 15, 1965	23	10	-
Princeton	March 19, 1965	28	10	-
Tennessee	Dec. 1, 1965	29	10	-
Bowling Green	Dec. 4, 1965	22	11	-
San Francisco	Dec. 11, 1965	45	10	-
Illinois	Feb. 1, 1966	33	10	-
Michigan State	March 7, 1966	34	11	-
Kentucky	March 12, 1966	29	11	-

Courtney Sims (2004-07)

Opponent	Date	Pt	Reb	Ast
Purdue	Feb. 7, 2004	11	15	-
Illinois	March 13, 2004	10	12	-
Colorado	Nov. 17, 2004	10	10	-
Providence	Nov. 26, 2004	10	10	-
Iowa	Jan. 5, 2005	10	13	-
Delaware State	Dec. 7, 2005	33	13	-
Chicago State	Dec. 31, 2005	22	13	-
Ohio State	Feb. 9, 2006	26	16	-
at Ohio State	Feb. 25, 2006	10	10	-
UW-Milwaukee	Nov. 15, 2006	26	10	-
UMBC	Nov. 25, 2006	18	12	-
Northern Illinois	Dec. 16, 2006	21	13	-
Iowa	Jan. 31, 2007	29	11	-
Michigan State	Feb. 27, 2007	13	10	-

DeShawn Sims (2007-10)

Opponent	Date	Pt	Reb	Ast
at Penn State	Jan. 20, 2008	21	11	-
Iowa	March 13, 2008	14	10	-
Michigan Tech	Nov. 11, 2008	10	12	-
Savannah State	Nov. 29, 2008	23	12	-
Duke	Dec. 6, 2008	28	12	-
Florida Gulf Coast	Dec. 22, 2008	20	20	-
Northern Michigan	Nov. 14, 2009	22	10	-
vs. Creighton	Nov. 26, 2009	16	11	-
Arkansas-Pine Bluff	Dec. 5, 2009	19	10	-
Detroit	Dec. 13, 2009	23	12	-
Wisconsin	Jan. 20, 2010	23	13	-
Iowa	Jan. 30, 2010	20	12	-
at Iowa	Feb. 16, 2010	27	10	-

Brandon Smith (1988-2000)

Opponent	Date	Pt	Reb	Ast
Purdue	Jan. 23, 1999	15	10	-

Evan Smotrycz (2011-present)

Opponent	Date	Pt	Reb	Ast
Alabama A&M	Dec. 17, 2011	17	11	-
Bradley	Dec. 22, 2011	20	10	-
Penn State	Dec. 29, 2011	10	10	-

Dennis Stewart (1967-69)

Opponent	Date	Pt	Reb	Ast
Houston	Dec. 5, 1966	23	11	-
Georgia Tech	Dec. 28, 1966	19	12	-
Arkansas	Dec. 30, 1966	18	11	-
Iowa	Jan. 23, 1967	24	13	-
Purdue	Feb. 4, 1967	21	12	-
Butler	Dec. 27, 1967	19	12	-
Northern Illinois	Dec. 30, 1967	15	11	-
Wisconsin	Jan. 6, 1968	19	11	-
Ohio State	Jan. 20, 1968	17	10	-
Illinois	Feb. 13, 1968	12	10	-
Illinois	Feb. 20, 1968	19	10	-
Minnesota	Feb. 24, 1968	20	11	-
Purdue	Feb. 27, 1968	18	15	-
Iowa	March 9, 1968	21	12	-
Western Michigan	Dec. 7, 1968	34	13	-
Bradley	Dec. 21, 1968	14	10	-
Butler	Dec. 28, 1968	25	12	-
Indiana	Jan. 7, 1969	17	10	-
Michigan State	Feb. 8, 1969	27	14	-
Illinois	Feb. 11, 1969	17	10	-
Minnesota	Feb. 24, 1969	20	12	-

Career Records | Double-Double Club

Wisconsin	March 1, 1969	21	12	-	Providence	Dec. 29, 1976	13	10	-	Notre Dame	March 20, 1997	26	13	-
Ohio State	March 8, 1969	26	15	-	Michigan State	Jan. 15, 1977	18	11	-	Florida State	March 27, 1997	26	13	-
					Louisville	Dec. 7, 1977	29	13	-	Western Michigan	Nov. 15, 1997	22	15	-
					Dayton	Dec. 10, 1977	15	12	-	Cleveland State	Nov. 19, 1997	13	15	-
Bob Sullivan (1967-69)					Alabama	Dec. 14, 1977	18	11	-	Florida International	Dec. 3, 1997	12	12	-
Opponent	Date	Pt	Reb	Ast	Central Michigan	Dec. 17, 1977	12	13	-	Bradley	Dec. 8, 1997	16	10	-
Houston	Dec. 5, 1966	16	12	-	Northwestern	Jan. 5, 1978	18	10	-	Duke	Dec. 13, 1997	24	13	-
Bowling Green	Dec. 7, 1966	12	10	-	Purdue	Jan. 30, 1978	18	14	-	Chattanooga	Dec. 20, 1997	12	10	-
Davidson	Dec. 10, 1966	13	10	-	Purdue	Feb. 4, 1978	15	13	-	Murray State	Dec. 24, 1997	10	15	-
Wisconsin	Dec. 29, 1966	19	10	-	Iowa	Feb. 25, 1978	20	10	-	American (P.R.)	Dec. 25, 1997	10	11	-
Ball State	Jan. 22, 1968	14	10	-	Northwestern	March 4, 1978	17	11	-	Wisconsin	Dec. 31, 1997	12	14	-
Michigan State	Jan. 25, 1969	18	11	-					Penn State	Jan. 3, 1998	27	10	-	
Michigan State	Feb. 8, 1969	21	13	-					Indiana	Jan. 6, 1998	25	10	-	
					John Tidwell (1959-61)				Michigan State	Jan. 10, 1998	20	11	-	
					Opponent	Date	Pt	Reb	Ast	Minnesota	Jan. 20, 1998	21	12	-
Roy Tarpley (1983-86)					Minnesota	Jan. 16, 1960	23	12	-	Minnesota	Feb. 7, 1998	15	12	-
Opponent	Date	Pt	Reb	Ast	Indiana	Feb. 15, 1960	27	12	-	Indiana	Feb. 22, 1998	22	11	-
Dayton	Dec. 10, 1983	12	13	-	Indiana	March 11, 1961	19	12	-	Penn State	Feb. 25, 1998	16	17	-
Minnesota	Jan. 12, 1984	17	12	-					Iowa	March 6, 1998	10	16	-	
Wisconsin	Jan. 14, 1984	10	13	-	Rudy Tomjanovich (1968-70)				Purdue	March 8, 1998	24	13	-	
Michigan State	Feb. 11, 1984	16	10	-	Opponent	Date	Pt	Reb	Ast	Davidson	March 13, 1998	14	11	-
Ohio State	Feb. 25, 1984	24	12	-	Kentucky	Dec. 2, 1967	17	27	-	UCLA	March 15, 1998	19	10	-
Minnesota	March 3, 1984	12	12	-	Duke	Dec. 6, 1967	14	15	-					
Wichita State	March 15, 1984	27	10	-	Butler	Dec. 27, 1967	21	10	-					
Marquette	March 19, 1984	14	12	-	Northern Illinois	Dec. 30, 1967	23	14	-	Larry Tregoning (1963-65)				
Xavier	March 22, 1984	16	17	-	Houston	Jan. 2, 1968	20	18	-	Opponent	Date	Pt	Reb	Ast
Virginia Tech	March 26, 1984	23	11	-	Michigan State	Jan. 13, 1968	21	13	-	UCLA	Dec. 27, 1963	20	11	-
Georgia	Dec. 1, 1984	22	12	-	Ball State	Jan. 22, 1968	28	18	-	Loyola	March 13, 1964	14	14	-
Youngstown State	Dec. 5, 1984	17	12	-	Michigan State	Feb. 3, 1968	17	13	-	Illinois	Jan. 9, 1965	14	17	-
Dayton	Dec. 8, 1984	19	18	-	Iowa	Feb. 10, 1968	22	18	-	Northwestern	Jan. 16, 1965	15	16	-
Western Michigan	Dec. 10, 1984	21	12	-	Illinois	Feb. 13, 1968	12	15	-	Purdue	Jan. 30, 1965	13	16	-
Alcorn State	Dec. 17, 1984	29	10	-	Minnesota	Feb. 24, 1968	31	22	-	Indiana	Feb. 15, 1965	20	11	-
Rutgers	Dec. 22, 1984	20	10	-	Purdue	Feb. 27, 1968	30	15	-	Minnesota	March 6, 1965	16	12	-
Illinois	Jan. 10, 1985	20	10	-	Northern Illinois	Dec. 2, 1968	21	18	-	Princeton	March 19, 1965	13	10	-
Purdue	Jan. 12, 1985	23	10	-	Duke	Dec. 9, 1968	29	12	-					
Iowa	Jan. 19, 1985	21	14	-	Kentucky	Dec. 20, 1968	26	17	-	Terry Tyler (1971)				
Northwestern	Jan. 31, 1985	16	11	-	Bradley	Dec. 21, 1968	28	21	-	Opponent	Date	Pt	Reb	Ast
Purdue	Feb. 7, 1985	31	10	-	Bradley	Dec. 23, 1968	28	15	-	Oregon	Dec. 29, 1971	15	14	-
Iowa	Feb. 14, 1985	21	10	-	Butler	Dec. 28, 1968	24	20	-					
Minnesota	Feb. 16, 1985	21	15	-	Davidson	Dec. 31, 1968	29	11	-	Ekpe Udoh (2007-08)				
Wisconsin	Feb. 28, 1985	21	11	-	Iowa	Jan. 4, 1969	26	19	-	Opponent	Date	Pt	Reb	Ast
Northwestern	March 2, 1985	21	14	-	Indiana	Jan. 7, 1969	48	19	-	Northwestern	Jan. 12, 2008	14	11	-
Ohio State	March 6, 1985	23	16	-	Minnesota	Jan. 11, 1969	18	11	-					
Fairleigh Dickinson	March 15, 1985	15	13	-	Ohio State	Jan. 18, 1969	18	10	-	Loy Vaught (1987-90)				
Villanova	March 17, 1985	14	13	-	Loyola	Feb. 1, 1969	29	30	-	Opponent	Date	Pt	Reb	Ast
Georgia Tech	Nov. 30, 1985	36	14	-	Illinois	Feb. 11, 1969	37	11	-	Bradley	Nov. 21, 1986	12	12	-
Youngstown State	Dec. 4, 1985	10	11	-	Iowa	Feb. 15, 1969	26	14	-	Grambling	Dec. 21, 1987	11	10	-
Chicago State	Dec. 9, 1985	13	10	-	Minnesota	Feb. 24, 1969	25	21	-	Indiana	Feb. 13, 1988	15	11	-
Central Michigan	Dec. 12, 1985	13	10	-	Wisconsin	March 1, 1969	19	16	-	Ohio State	March 12, 1988	16	10	-
Northern Michigan	Dec. 21, 1985	17	10	-	Purdue	March 4, 1969	26	15	-	Florida	March 19, 1988	22	15	-
Cleveland State	Dec. 29, 1985	15	11	-	Ohio State	March 8, 1969	20	17	-	South Dakota State	Dec. 3, 1988	24	11	-
Illinois	Jan. 8, 1986	16	12	-	Detroit	Dec. 1, 1969	26	11	-	Youngstown State	Dec. 21, 1988	26	10	-
Purdue	Jan. 11, 1986	18	12	-	Notre Dame	Dec. 3, 1969	28	17	-	Northwestern	Jan. 7, 1989	18	11	-
Iowa	Jan. 18, 1986	18	16	-	Davidson	Dec. 6, 1969	26	15	-	Iowa	Feb. 9, 1989	18	14	-
Michigan State	Feb. 20, 1986	15	10	-	Marquette	Dec. 8, 1969	32	13	-	Ohio State	Feb. 23, 1989	15	12	-
Northwestern	March 1, 1986	21	12	-	Duke	Dec. 10, 1969	20	11	-	Wisconsin	Feb. 25, 1989	12	11	-
Indiana	March 8, 1986	21	11	-	Utah	Dec. 22, 1969	42	11	-	Illinois	March 11, 1989	15	12	-
Iowa State	March 16, 1986	25	14	-	Butler	Dec. 29, 1969	34	20	-	Illinois	April 1, 1989	10	16	-
					Iowa	Jan. 6, 1970	37	12	-	Grambling	Nov. 29, 1989	19	13	-
Maurice Taylor* (1995-97)					Purdue	Jan. 10, 1970	30	16	-	Iowa State	Dec. 2, 1989	16	12	-
Opponent	Date	Pt	Reb	Ast	Ohio State	Jan. 13, 1970	34	13	-	Central Michigan	Dec. 6, 1989	12	13	-
Arizona State	Nov. 22, 1994	21	10	-	Illinois	Jan. 17, 1970	31	22	-	Duke	Dec. 9, 1989	27	11	-
Iowa	Jan. 11, 1995	13	10	-	Michigan State	Jan. 24, 1970	22	17	-	Marquette	Dec. 16, 1989	14	10	-
Weber State	Nov. 17, 1995	13	10	-	Purdue	Jan. 31, 1970	36	21	-	Northern Michigan	Dec. 28, 1989	20	14	-
Iowa	Jan. 28, 1996	17	14	-	Evansville	Feb. 10, 1970	20	16	-	Indiana	Jan. 8, 1990	14	10	-
Purdue	Feb. 10, 1996	21	10	-	Wisconsin	Feb. 14, 1970	28	16	-	Illinois	Jan. 15, 1990	11	14	-
Illinois	March 3, 1996	19	12	-	Toledo	Feb. 17, 1970	17	15	-	Ohio State	Jan. 18, 1990	17	12	-
Texas	March 15, 1996	16	14	-	Minnesota	Feb. 21, 1970	37	24	-	Iowa	Jan. 20, 1990	12	15	-
Cleveland State	Nov. 30, 1996	17	10	-	Wisconsin	Feb. 28, 1970	35	19	-	Northwestern	Jan. 25, 1990	23	16	-
Louisiana State	Dec. 15, 1996	12	11	-	Minnesota	March 3, 1970	32	11	-	Michigan State	Jan. 27, 1990	12	11	-
Minnesota	Jan. 11, 1997	11	10	-	Indiana	March 7, 1970	33	22	-	Indiana	Feb. 8, 1990	19	10	-
Ohio State	March 9, 1997	14	13	-					Illinois	Feb. 11, 1990	16	18	-	
Arkansas	March 25, 1997	19	15	-	Robert Traylor* (1996-98)				Northwestern	Feb. 24, 1990	18	10	-	
					Opponent	Date	Pt	Reb	Ast	Iowa	March 10, 1990	23	13	-
Kirk Taylor (1988-89, 91-92)					Illinois	Jan. 9, 1996	18	11	-	Illinois State	March 16, 1990	18	21	-
Opponent	Date	Pt	Reb	Ast	Ball State	Nov. 26, 1996	14	12	-	Loyola Marymount	March 18, 1990	19	17	-
Chicago State	Dec. 12, 1990	18	10	-	Memphis	Dec. 28, 1996	12	10	-					
					Pittsburgh	Dec. 30, 1996	17	11	-	Peter Vignier (1997-2000)				
Joel Thompson (1975-78)					Purdue	Jan. 16, 1997	14	12	-	Opponent	Date	Pt	Reb	Ast
Opponent	Date	Pt	Reb	Ast	Penn State	Jan. 28, 1997	11	10	-	Detroit	Nov. 19, 1998	11	14	-
Central Michigan	Dec. 21, 1976	15	10	-	Iowa	Feb. 20, 1997	12	14	-	Hampton	Dec. 21, 1998	11	12	-

Career Records | Double-Double Club

Purdue	March 4, 1999	11	10	-
Penn State	March 9, 2000	16	11	-

Butch Wade (1983-86)

Opponent	Date	Pt	Reb	Ast
Georgia	Dec. 5, 1983	17	11	-
Detroit	Dec. 17, 1983	12	11	-
Western Michigan	Dec. 10, 1984	12	11	-
Eastern Michigan	Dec. 12, 1984	12	11	-
Minnesota	Jan. 17, 1985	12	13	-
Wisconsin	Feb. 2, 1985	13	11	-
Virginia Tech	Nov. 22, 1985	31	10	-
Chicago State	Dec. 9, 1985	17	11	-
Wisconsin	Feb. 1, 1986	10	10	-

Derrick Walton Jr. (2013-present)

Opponent	Date	Pt	Reb	Ast
at Ohio State	Feb. 11, 2014	13	10	-

Jerod Ward (1995-98)

Opponent	Date	Pt	Reb	Ast
Arizona	Nov. 30, 1994	11	10	-
Indiana	Feb. 22, 1998	24	10	-
UCLA	March 15, 1998	16	10	-

Chris Webber* (1992-93)

Opponent	Date	Pt	Reb	Ast
Detroit	Dec. 2, 1991	19	17	-
Chicago State	Dec. 9, 1991	16	11	-
Duke	Dec. 14, 1991	27	12	-
Central Michigan	Dec. 16, 1991	16	12	-
Brigham Young	Dec. 28, 1991	19	11	-
Virginia Tech	Dec. 30, 1991	12	11	-
Illinois	Jan. 18, 1992	16	16	-
Wisconsin	Jan. 25, 1992	25	17	-
Notre Dame	Feb. 9, 1992	17	11	-
Iowa	Feb. 12, 1992	15	10	-
Minnesota	Feb. 19, 1992	23	12	-
Ohio State	March 3, 1992	17	12	-
Indiana	March 8, 1992	11	18	-
Purdue	March 11, 1992	12	10	-
Temple	March 20, 1992	11	12	-
Ohio State	March 29, 1992	23	11	-
Cincinnati	April 4, 1992	16	11	-
Duke	April 6, 1992	14	11	-
Rice	Dec. 1, 1992	20	19	-
Duke	Dec. 5, 1992	14	11	-
Detroit	Dec. 7, 1992	24	14	-
Nebraska	Dec. 28, 1992	20	12	-
Kansas	Dec. 30, 1992	16	11	-
Eastern Michigan	Jan. 2, 1993	22	10	-
Purdue	Jan. 7, 1993	22	14	-
Ohio State	Jan. 26, 1993	20	14	-
Iowa	Jan. 31, 1993	17	11	-
Michigan State	Feb. 2, 1993	22	11	-
Wisconsin	Feb. 10, 1993	21	12	-
Indiana	Feb. 14, 1993	23	11	-
Michigan State	March 7, 1993	21	14	-
Illinois	March 10, 1993	22	14	-
Northwestern	March 13, 1993	24	13	-
UCLA	March 21, 1993	27	14	-
Temple	March 28, 1993	13	12	-
Kentucky	April 3, 1993	27	13	-
North Carolina	April 5, 1993	23	11	-

Albert White (1996)

Opponent	Date	Pt	Reb	Ast
Cleveland State	Dec. 18, 1995	21	10	-
Northwestern	March 6, 1996	11	11	-

Richard White (1974-75)

Opponent	Date	Pt	Reb	Ast
Dayton	Dec. 14, 1974	14	13	-

Henry Wilmore (1971-73)

Opponent	Date	Pt	Reb	Ast
Eastern Michigan	Dec. 10, 1970	27	10	-
Harvard	Dec. 21, 1970	27	12	-
Wyoming	Dec. 22, 1970	21	10	-
Villanova	Dec. 30, 1970	31	19	-

Minnesota	Jan. 30, 1971	31	13	-
Purdue	Feb. 2, 1971	23	14	-
Northwestern	Feb. 6, 1971	22	10	-
Minnesota	Feb. 20, 1971	33	11	-
Indiana	Feb. 23, 1971	26	10	-
Ohio State	Feb. 27, 1971	42	13	-
Illinois	March 2, 1971	29	15	-
Michigan State	March 6, 1971	26	10	-
Iowa	March 9, 1971	35	10	-
Syracuse	March 21, 1971	22	18	-
Georgia Tech	March 24, 1971	18	10	-
Notre Dame	Dec. 1, 1971	21	13	-
Western Michigan	Dec. 4, 1971	38	16	-
Eastern Michigan	Dec. 7, 1971	29	13	-
Illinois	Jan. 11, 1972	17	13	-
Northwestern	Feb. 19, 1972	22	10	-
Wisconsin	March 7, 1972	25	12	-
Notre Dame	Dec. 2, 1972	21	12	-
Michigan State	Feb. 10, 1973	34	13	-

Chris Young (1999-2002)

Opponent	Date	Pt	Reb	Ast
Western Michigan	Nov. 21, 2000	14	13	-
Wake Forest	Nov. 28, 2000	10	13	-
IUPUI	Dec. 4, 2001	22	10	-
Penn State	Feb. 9, 2002	14	10	-
Northwestern	March 7, 2002	14	10	-