


2006-07 YEAR IN REVIEW



JESSICA HALL O

2006-07 YEAR IN REVIEW

Heading in to the 2006-07 season, the University of Memphis coaching staff knew that there were going to be moments where a team that sported six true freshmen, and in total eight new players, would show its youth.

The Lady Tigers opened the season at the University of Louisville tournament. The coaching staff knew the opposition, which included Winthrop, Dayton and host Louisville, would be tough for a young team to handle right at the beginning of their college careers. But since the tournament was an exempt tournament, meaning it only counted as one competition date on the Lady Tigers' calendar, the staff decided to go ahead and join the tournament field.

The opening 20 minutes of the Winthrop game might have caused the staff to reconsider their decision though, as the Eagles shot 50 percent from the field in the opening 20 minutes, showing that a team of mostly sophomores would still have more patience to work their offense for a higher-percentage shot, building a 45-30 half time lead. Memphis would catch its breath and calm its nerves in the locker room, but the first half deficit was too much to overcome and the Lady Tigers started the year 0-1 despite 18 points from senior Devin Necaie and 11 from freshman Alysse Davis in her first career game.

The second game of the tournament featured a Dayton team that had won 17 games the previous season and which returned nine letterwinners. The Flyers unleashed a full-court defense that frustrated Memphis into 34 turnovers, including 19 in the first half. The result was another big halftime deficit as four Flyers scored double digit points, undoing all the work done under the glass by sophomore transfer Ashley Thornton, who posted her first Lady Tiger double-double with 21 points and 13 rebounds. Fellow transfer Aroha Jennings had her first career double-digit day with 13 points on 4-5 shooting from the field.

And the competition would only get tougher in the final game of the tournament, as host Louisville was a team that should have garnered more pre-season attention with the addition of Angel McCoughtry to the Cardinal

roster. All pre-season, women's basketball media around the country focused on senior center Jazz Covington, who had given Lady Tiger teams fits since Covington's freshman season. But it was McCoughtry who would hurt Memphis in the final game of the tournament, notching 26 points on 12-of-13 shooting.

Back in Memphis, the team's home opener was then a little tougher than anticipated as Samford was picked to win the Ohio Valley Conference in the OVC coaches' poll. And when the Bulldogs rolled in, they were exactly the type of team that Memphis would struggle with throughout the year. The Bulldogs had a dominant post player in forward Alex Munday and they took care of the ball, committing just 10 turnovers to Memphis'

days prior to the game, but the result was a sloppy game on both sides, as Memphis committed 27 turnovers, while UL Monroe committed 24. But a 45-37 rebounding advantage and a cold-shooting Lady Tiger team (23.2 percent) handed Memphis its fifth straight loss. The slumping team badly needed to try to find some momentum at home before a tough non-conference road swing.

And find it they would, as Memphis weathered a charge from an up-tempo Central Arkansas team to grab their first win of the season, 90-86, in the opening game of the Lady Tiger Thanksgiving Classic. Devin Necaie would score 25 points in the win and would be joined in double digit scoring by three of her teammates as the Lady Tigers



overcame 25 turnovers en route their first win of the season. The win put Memphis in the championship game of the Lady Tiger Thanksgiving Classic, against a nemesis that always managed to take Memphis to the wire, Lipscomb. In the game in Nashville the previous season, Memphis had come back from an 18-point deficit to get a jumper from Paris Leonard with nine seconds remaining in the game to get the win. That came after one member of the Lipscomb roster had to leave the game with what

15. Ashley Thornton would add her second double-double of the season with 10 points and 11 rebounds, but the team shot just 38.5 percent, while Samford scored 34 of their 64 points in the paint. Behind Munday's shooting and double-digit points from Megan Wilderotter and Monica Maxwell, Samford scorched the Elma Roane nets for a 47.2 percent clip for the game. Memphis was now 0-4 and was welcoming one of the most athletic teams on its 2006-07 schedule to the Fieldhouse just three days later.

Louisiana-Monroe was undergoing a change of its own. The Indians were now members of the Sun Belt Conference after leaving the Southland Conference at the end of the previous year. But the make-up of the team was still the same, as the Indians pushed the ball and relied on pressure defense. Knowing the Indians would press more, Memphis prepped for the press in the

was believed to be a broken nose after a half-court scrum for a loose ball. The game got even more controversial when a layup from Lipscomb's Katie Rollins was waived off as the clock expired, giving Memphis the win.

Unfortunately for Memphis, the 2006-07 game was also one not for the faint of heart. Memphis cut down on its turnovers for the game, committing just 12, while forcing the Bison in to 26 turnovers. But despite a 29-22 halftime lead, Memphis would get outscored in the second half, 33-28, before yet another last second Bison shot was ruled to have gotten off after the horn had sounded to end the game. The result was a 57-55 Memphis win, powered by 14 points from Paris Leonard and 13 from Devin Necaie. Freshman Robin Jones made her first career start, scoring 12 points with seven rebounds in the win. Necaie would be named the tournament MVP and Leonard would be named to the all-tour-

LADY TIGER BASKETBALL

2006-07 Year in Review

nament team for a second straight season.

Now 2-5 on the year, Memphis would really have its hands full in its next game. Georgia was one of the top 10 programs in the country when the Lady Tigers rolled in to Athens. The Lady Tigers' inexperience in a big arena environment posed a problem early on, as an awed Memphis team had its pocket picked 19 times, including 10 steals for Bulldog freshman point guard Ashley Houts, in a 95-46 loss. Memphis was 2-6 and while the team was heading back to the Bluff City, the team would play its next game downtown at FedExForum, forcing a young team that had just gotten its first two wins of the season to leave their home court for the much-larger environment of an NBA arena.

And the opponent had also undergone significant upgrades since the last meeting, as UT Martin hit the junior college ranks, signing four JC transfers to a line-up that already included a pair of athletic guards and a dominant inside player in Andreika Jackson. And the experience of the opposing players cost the Lady Tigers, as UT Martin snapped a 17-game Memphis win streak in the 27-year old series history, grabbing a 69-60 win while holding all but one Memphis starter to single digit scoring. Freshman Se'erra Fantroy would finish with 16 points, but six of those points came from a pair of threes as the game was winding down, pulling Memphis to within nine points of the Skyhawks. Memphis fell to 2-8 on the season, and was now 2-3 in games played in Memphis, a number that would drop to 2-4 when Creighton rolled in to town.

Anyone who just looks at the opposing team's records would have thought that Creighton was probably the right opponent at the right time for the Lady Tigers. The Bluejays were winless in seven games heading in to the December match-up, and sported a roster that did not carry a single senior. But anyone who dug a little deeper was right to be concerned about Creighton. Prior to the Memphis game, Creighton had played some big-name schools, like Kansas, Iowa, Minnesota and Kansas State. And even without a senior, the team had Ally Thrall, a guard who averaged over 11 points a game and who got her teammates involved in the offense. And that is exactly what happened. Thrall scored 21 points and six different Bluejays scored double-digit points, as Memphis would manage to slow one player down, only to have another one warm up. The Lady Tigers still hung close, behind 24 points from Devin Necaise and 18 from Aroha Jennings, but Creighton kept working its offense, hitting 50.8 percent from the field to pick up their first win of the season. In hindsight, the loss to Creighton was not so bad, given that they advanced to the finals of the Missouri Valley tournament, falling 65-64 in overtime, just missing an NCAA tournament berth. Memphis would head in to its final exam break 2-8 on the

season and on a three-game losing streak.

But the week away from competition for exams allowed the Lady Tigers' young team to find its feet again and gave the coaching staff time to work on different components of the game plan. No where would that be more obvious than the Southeastern Louisiana game, a game which featured a 5-4 SLU team that would go on to win its division of the Southland Conference, and which also featured another Necaise. Brooke Necaise was one of the Lions' three-point shooting threats, similar to her cousin Devin, who was rewriting the Memphis three-point record books.

But it would be the Lady Tiger inside game that won the day, as Aroha Jennings came off the bench to score 17 points on 7-of-12 shooting, adding seven rebounds, while Robin Jones added 10 points while working hard to get out in transition and to beat the Lion posts down the floor. Alysse Davis added 10 points, while Ashley Thornton battled shooting woes to add 10 rebounds in the 60-45 victory. Memphis had now gone 3-1 in its last four games in the Elma Roane Fieldhouse, and welcomed SEC foe Arkansas in the next game.

The Razorbacks had just broke in to the Top 25 with an 11-1 overall record. In their last trip to the Elma Roane Fieldhouse, Arkansas had to weather a Lady Tiger comeback, but the Razorbacks made no mistake this time about protecting a halftime lead, hitting 45.2 percent from the floor in the second half, while outscoring Memphis 36-28 to cap a 70-54 win. Memphis had gotten double-digit points from three players, including freshman Hope Adams, who ended the night with her first career double-double. The team would break for the holidays with a 3-9 overall record.

But Santa was not kind to the Lady Tigers in regards to the UT San Antonio tournament. Memphis had been the fourth team added to the UTSA field, with the understanding that they would play Alcorn State and Kent State. The Lady Tiger coaching staff had anticipated that the Louisville tournament would be tough, so they wanted to avoid putting Memphis in a home-court situation if they could in the classic tournament format. But Alcorn State and Kent State were both in another non-conference tournament together, and when Alcorn State pulled out of the tournament, UT San Antonio filled that entry with SEC foe Kentucky. And since the Roadrunners did not want to face the SEC member, Memphis drew the honor of not only playing UTSA on their home floor, but also facing a significantly bigger Kentucky team on the second night of the tournament.

And the Lady Tigers looked nervous again in the opening game against UT San Antonio. With three of the Lady Tiger freshmen playing in front of family, friends, and former high school teammates in their native Texas, the team committed 18 turnovers and

shot just 36.4 percent, while UTSA knocked down 50 percent of their shots from the field while building a 45-31 halftime lead. Memphis would bounce back to outscore the Roadrunners in the second half with 26 points from Aroha Jennings, 14 from Ashley Thornton and 13 from Se'erra Fantroy, but leading scorer Devin Necaise was held to just 2-for-9 shooting and UTSA knocked down nine shots from three-point range to drop the Lady Tigers to 3-10 on the year.

Maybe the team was looking ahead to Kentucky, because on the second day of the UTSA tournament, Memphis opened the game with the best 17 minutes of ball the team had played all year. Memphis exchanged leads with the Wildcats early on, and stayed within single digits all the way until the 1:30 mark when Kentucky went on a 13-0 run that put them up 45-34 at the half. And Memphis could not make itself taller after a visit to the locker room. Kentucky's coaching staff reminded their team to pound the ball inside over the undersized Lady Tiger posts, and the Wildcats scored 56 of its 86 points in the game in the paint while handing Memphis its third straight loss.

Coming in to league play, Memphis knew that it was facing an athletic UAB squad which was led by one of the best point guards in the league. Carmen Guzman could not only score, but did a good job of getting everyone involved in the offense and was a solid defender. And Guzman torched Memphis' defense in the first half, scoring 16 of her 23 points in the opening 20 minutes. Behind Guzman's getting the team out in transition, UAB knocked down 47.1 percent of its shots from the field in layups and points inside, and despite just one player in



double-digit scoring, UAB got points from 11 different players in a 75-59 win. Memphis had three players in double-digit points, but all of them were starters, as the Lady Tiger bench was outscored 31-16 in the loss.

Memphis had a favorable conference schedule to open the year, beginning with three home games, including the UAB loss. But facing SMU and defending conference champion Tulsa negated the home-court advantage, as both teams featured some of the league's premier post players, a problem all year long for the Lady Tigers.

SMU relied on the versatile Janielle Dodds, and she was one of five Mustangs to score double-digit points in a 97-65 win over Memphis. Memphis had improved its offensive shooting clip to 40.3 percent, but none of the starting fivesome of Alysse Davis, Ashley Thornton, Megan Gooch, Devin Necaie or Se'erra Fantroy would score double-digit points. Aroha Jennings would lead the team with 12 points, while Jazmyn Green and Paris Leonard each added 10.

Of the three teams on the home-opening conference schedule for Memphis, Tulsa might have been Memphis' best hope for a win. The Golden Hurricane returned the league's defending player of the year in Jillian Robbins, but had lost three of their starters and six letterwinners from the league championship team. And the younger replacements for Tulsa were battling, but were so far 0-2 in league play. Again, Memphis would be ice-cold to open the game, hitting just 26.7 percent from the field, while Tulsa racked of 45.3 percent of its shots from the field, including 14 points from forward Teka Brooks. The tandem of Jillian Robbins and Brooks would power Tulsa to a 26-15 edge on the boards and a 37-30 edge on the scoreboard at the half.

But Memphis would come out in the second half and behind three-point field goals from Devin Necaie and Aroha Jennings and a lay-up from Jazmyn Green, who would finish with a career-best 10 steals on the night, Memphis had cut the deficit to just two points with 18:12 remaining in the second half. The Lady Tigers would take a lead off a Robin Jones lay-up at the 16:43 mark, and the two teams would see-saw the lead over the next 10 minutes. But then Jillian Robbins showed Memphis what it means to single-handedly dominate a team as she stepped in front of Lady Tiger passes and sprinted to the other end, going on a 15-0 run all on her own to power Tulsa to an 87-71 victory. Robbins would score 24 of her 33 points in the second half with the game on the line, finishing with a triple double, one of two the Lady Tigers would give up in 2006-07.

Memphis was now 0-3 in league play, despite having three home games to open the schedule, and was going on a difficult two-game road swing which included the geographically-interesting trav-

el partners of Southern Miss and UCF.

The Southern Miss games were always a struggle for senior Devin Necaie. Not only had Necaie followed Joye Lee-McNelis (now the USM head coach) to Memphis after McNelis recruited her fellow Hancock High school alum to the Lady Tiger roster, but the January game would mark Necaie's last collegiate appearance in a Memphis uniform in her home state. In the previous meeting at USM, Necaie was face-guarded and was held out of double-digit scoring. The 2006-07 meeting did not go much better for Necaie, as she was the subject of a few box-and-one looks and was held to just five points on 1-of-5 shooting. Ashley Thornton tried to power up the Lady Tiger offense, scoring 22 points and her first double-double since November, but she was the lone Lady Tiger who played with any spunk against a USM roster that featured four guards on the floor. Memphis fell 76-55 as USM got double-digit scoring from three of the eight players who suited up for the game.

With the team now 3-15 on the year and 0-4 in league play, it was on this road trip that the team hit a wall. Trying to find new chemistry and discipline, the starting five against UCF included Alysse Davis and Robin Jones, two players who had made starts earlier in the season, but who had been coming off the bench as the season unfolded. The result was that the five starters combined for just 18 of Memphis' 62 points, while Aroha Jennings came off the bench for 24 points. Paris Leonard added 13 on 4-of-10 shooting, but Necaie was held to her second five-point night. Meanwhile, UCF, which had two players suspended for getting into a fight in practice, used its character challenge to power all five starters to double-digit points, led by Keunta Miles' 22 points and 10 rebounds in the 77-62 UCF win.

Memphis was facing its biggest character challenge of the season, and was heading back to the Elma Roane Fieldhouse to face some of the biggest players in the league as Modupe Ishola and her Marshall teammates and East Carolina's Cherie Mills and her teammates were coming to town for a weekend series.

By this point in the season, everyone had seen tape on Memphis and stressed to their guards that post players could pound the ball inside for a lot of points if they would just get them the ball. But Memphis unveiled a new defensive scheme against Ishola, doubling her up with Hope Adams and Ashley Thornton doing a lot of the work to hold Ishola to just 11 points in the game. But with Ishola drawing two defenders, the Lady Tigers were exposed on the wings, where Alix Barnette and Meagan Samis each knocked down 14 points en route a 69-50 Thundering Herd win.

But the defensive switch was a little less effective on Mills, as the senior center did not start the game and allowed the ath-

letic ECU guards to wear down the Memphis defense before Mills came in and posted her double-double of 26 points and 10 rebounds. Memphis had its worst-shooting first half of the year due to ECU's defensive pressure, hitting just 17.6 percent from the floor with Devin Necaie going 1-for-10 while Aroha Jennings was 4-for-15. Memphis was now 3-18 and 0-7 in league play and was facing a three-game road swing, which included rematches with both Marshall and East Carolina following a bus trip to UAB.

The UAB trip was a little different than the two teams' previous meeting. Memphis had been scorched by Carmen Guzman in the first meeting in the opening half, and was determined to not let that happen again. The team held Guzman to just four points in the opening half, but was then burned by one of the league's surprise players when Diamond Rogers, sister of former Lady Tigers Tamika and Raven Rogers, hit 7-of-9 shots from the field for 18 first half points. Memphis, which led at the half 39-36, then was victimized by Guzman, who responded to her first half scoring drought with 18 points in the second half. Between the two teams, there were 27 shots made from three-point range, but it was UAB that prevailed on the scoreboard 84-77. Memphis had gotten two players over the 20-point mark for the first time on the season, as Devin Necaie and Aroha Jennings each passed the 20-point mark, but the Lady Tigers still fell to 3-19 on the year and 0-8 in league play.

The second and third meetings of the trip marked a new travel experience for the Lady Tigers. With travel to Greenville and Huntington being rather difficult from Memphis with classroom time to consider, the Lady Tigers chartered to Huntington and then on to Greenville.

The flight to Huntington was a flight to a historic game. Devin Necaie would hit her first three of the game at the 13:35 mark in the first half, making her the 18th Lady Tiger to pass the 1,000 career-point mark. The game was also the most physical between the two teams in the short series history. Marshall had two players lost due to injury during the game, and Jazmyn Green took a hard fall in the second half for Memphis. But Marshall's balanced scoring allowed them to prevail, as four starters scored double-digit points to counter the 13 points from Aroha Jennings and the 12 points from both Devin Necaie and Paris Leonard. The Marshall win was head coach Royce Chadwick's 300th NCAA Division I victory, but was costly as both teams were battered and bruised heading into conference contests just two days later.

After such a physical game against Marshall, and after setting a new school record for consecutive losses in a season, Memphis turned in a lackluster performance in Greenville, getting out-rebounded 50-38, while allowing five different Pirates

LADY TIGER BASKETBALL

2006-07 Year in Review



to score double-digit points. In hindsight, East Carolina's balance would haunt other league teams as well, as ECU won its first women's basketball championship at the league tournament in Tulsa in March.

Memphis stepped back on the charter flight home and disembarked the plane with a 3-21 overall mark and an 0-10 conference record, another bad lead-in to a second game at FedExForum. At this point in the season, league representatives would have said that Tulane was the most balanced offensive team in the league, as the Green Wave had sprinted out to a 20-4 record less than one season after being forced out of New Orleans due to Hurricane Katrina. And 10 of the 11 Green Wave players who played in the game would score in a 77-61 win. Jazmyn Green was the lone bright spot for the slumping Lady Tigers, scoring 16 points with four steals. Little things were building up on one another and making it more and more difficult for a young Lady Tiger roster to get back in the win column.

One of those little things that usually does not affect an indoor sport is weather. But Mother Nature gave the City of Memphis something it does not handle very well -- ice. The early morning icy conditions would force American Airlines to cancel the Lady Tigers' flight to Dallas, which then would have connected to El Paso. So Memphis was sent home that afternoon and returned to the Elma Roane Fieldhouse in the early morning hours on game day, landing in El Paso at 1:00 local time for a 7:00 pm game. The Lady Tigers also landed without freshman Hope Adams, who remained in Memphis for a family funeral. One of the team's spark plugs and likely the team's best defender among the guards, Adams' energy was missed as the Lady Tigers faced the league's best freshman in Jareica Hughes. Hughes is an extremely athletic guard who likes to domi-

nate the game. She managed just 13 points against Memphis, but also added three assist and three steals with just one turnover in 24 minutes. And her favorite targets to find in the paint were Timika Williams and Ana Valtierra. Williams was a player familiar to the Memphis staff as they recruited her. And with her a double-double of 17 points and 10 rebounds, Williams electrified the over 8,000 fans who were in attendance as part of a free-admission promotion. A tired Lady Tiger team managed to hang with the Miners in the second half scoring-wise, but the slow start powered UTEP to an 80-58 victory.

A slumping Lady Tiger team would head back home and host the four-guard offense of Southern Miss. And the USM guards were all over the Lady Tigers on defense to open the game, sprinting out to a 50-29 lead behind the leadership of senior point guard Kristin Chaney. Chaney would finish with 13 points, 11 rebounds and 12 assists while playing all 40 minutes of the game and would be the second opponent to rack up a triple double on the Lady Tigers in the 2006-07 season. Memphis would be led by Ashley Thornton with 13 points, and Devin Necaise with 12, but 19 Lady Tiger turnovers against just nine for USM dominated the scoring column as well. Memphis was now 3-24 on the season and 0-13 in league play. But 13 might have been Memphis' lucky number.

Two times Memphis had gone to UCF and two times the Lady Tigers had shown up with less-than-stellar efforts. Memphis finally came out to start a game with intensity in the re-match in Memphis, leading in the low-scoring early minutes of the half, and shooting a season-best 55.6 percent in the opening 20 minutes to lead the game 41-33 at the break. But that season-best record did not stand for long, as Memphis shot 60.9 percent from the field in the second half to send seniors Megan

Gooch and Devin Necaise out of the Elma Roane Fieldhouse with an 80-73 victory behind 16 points from Ashley Thornton, 15 from Aroha Jennings and 14 from Alysse Davis.

With the historic losing streak now snapped, Memphis winged its way to Houston to face a Cougar roster that had been depleted due to injuries and academic issues at the semester break. The game was a physical game reminiscent of the Marshall contest in Huntington, as Aroha Jennings would leave Hofheinz Pavilion sporting a shiner after drawing a technical foul off a scrum for an offensive rebound. But despite four Lady Tigers in double-digit scoring, it would be the Cougars' outside game and rebounding that would put Houston in to the win column for just the fifth time in the conference schedule. The Cougars hit 10 shots from three-point range and out-rebounded Memphis 44-31, grabbing 19 offensive rebounds and powering back 20 second chance points.

The last team Memphis wanted to face on their senior night with the team sore from a physical contest and while struggling defending dominant opposing post players was Rice, but that is exactly who would close out the Lady Tigers' regular season. The Owls dominated Memphis in every phase of the game in a 79-46 win on the Owls' senior day.

The conference standings had been close for the entire season, so it was no surprise that the first round byes came down to a tie-breaking procedure. If UTEP would have won its final regular season game, the Miners would have been the No. 4 seed and Memphis would have drawn Rice as its conference tournament-opening opponent. But with the time zone change and an evening game, all the schools in Conference USA awaited the UTEP results. A Miners' loss gave Rice the last first round bye, and meant that Memphis would face the Miners without the gameday flight this time in the opening round of the league tournament. The Lady Tigers also had Hope Adams back in the lineup for the conference tournament, but early on it looked like neither change from the first game would make a different as UTEP was up 47-34 at the half. But behind Aroha Jennings, who played 39 of the game's 40 minutes, Memphis picked up steam in the second half, tying the game at 66-66 off a pair of Devin Necaise free-throws with 6:29 left. The lead would see-saw seven times before point guard Jareica Hughes would be brought off the bench, where she spent a majority of time in the second half due to foul trouble. A rested Hughes got her team back out in transition and the freshman point guard scored eight of her 22 points in the last three minutes of the game. Despite the comeback, Memphis' season would come to a halt in the first round of the tournament, wrapping up the careers of seniors Megan Gooch and Devin Necaise.

2006-07 Lady Tiger Basketball
MEMPHIS Combined Team Statistics (FINAL STATS)
All games

RECORD:	OVERALL	HOME	AWAY	NEUTRAL
ALL GAMES	4-27	4-12	0-10	0-5
CONFERENCE	1-15	1-7	0-8	0-0
NON-CONFERENCE	3-12	3-5	0-2	0-5

##	SUMMARY	GP	GS	Min	FG%	3PT%	FT%	R/G	A/G	STL	BLK	PTS/G
41	JENNINGS, Aroha	31	17	25.1	.421	.371	.849	5.2	1.8	35	14	11.9
23	NECAISE, Devin	31	30	30.0	.365	.348	.966	2.8	1.1	31	1	10.9
42	THORNTON, Ashley	31	31	26.0	.387	.000	.628	7.8	1.3	35	10	9.0
05	LEONARD, Paris	26	1	16.3	.311	.237	.590	2.3	0.8	27	7	7.8
24	DAVIS, Alysse	31	10	17.2	.373	.315	.733	2.4	1.0	12	16	5.4
32	FANTROY, Se'erra	31	30	25.7	.366	.245	.765	3.0	3.1	36	4	4.9
25	JONES, Robin	31	4	13.9	.343	.000	.652	3.1	0.5	13	11	4.8
03	GREEN, Jazmyn	31	1	15.3	.383	.385	.594	2.3	1.8	37	1	4.3
44	ADAMS, Hope	30	18	18.1	.318	.313	.710	3.1	0.5	6	1	3.2
02	GORMAN, Gresh	3	0	9.7	.143	.333	1.000	0.7	0.3	0	0	1.7
52	GOOCH, Megan	28	13	14.5	.288	.000	.600	2.2	0.4	7	14	1.6
10	PHILLIPS, Adria	12	0	4.1	.125	.000	.500	0.6	0.1	2	0	0.3
	TM TEAM							3.7				
	Total.....	31			.363	.319	.723	37.5	12.2	241	79	62.4
	Opponents.....	31			.451	.354	.688	40.6	17.1	325	125	78.8

	GP	FG	FGA	FG%	3FG	FGA	3PT%	FT	FTA	FT%	PTS	PTS/G
JENNINGS, Aroha	31	114	271	.421	33	89	.371	107	126	.849	368	11.9
NECAISE, Devin	31	108	296	.365	64	184	.348	57	59	.966	337	10.9
THORNTON, Ashley	31	104	269	.387	0	0	.000	71	113	.628	279	9.0
LEONARD, Paris	26	74	238	.311	18	75	.237	36	61	.590	202	7.8
DAVIS, Alysse	31	63	169	.373	29	92	.315	11	15	.733	166	5.4
FANTROY, Se'erra	31	56	153	.366	13	53	.245	26	34	.765	151	4.9
JONES, Robin	31	46	134	.343	0	0	.000	58	89	.652	150	4.8
GREEN, Jazmyn	31	44	115	.383	25	65	.385	19	32	.594	132	4.3
ADAMS, Hope	30	34	107	.318	5	16	.313	22	31	.710	95	3.2
GORMAN, Gresh	3	1	7	.143	1	3	.333	2	2	1.00	5	1.7
GOOCH, MEGAN	28	17	59	.288	0	0	.000	12	20	.600	46	1.6
PHILLIPS, Adria	12	1	8	.125	0	3	.000	1	2	.500	3	0.3
Total.....	28	588	1725	.341	154	486	.317	343	509	.674	1673	59.8
Opponents.....	28	802	1803	.445	148	421	.352	457	659	.693	2209	78.9

TOTALS	GP	MIN	OREB	DREB	TOT	PF	FO	A	TO	A/TO	HI
JENNINGS, Aroha	31	779	47	115	162	67	1	57	97	0.6	24
NECAISE, Devin	31	930	24	62	86	68	2	34	74	0.5	25
THORNTON, Ashley	31	806	79	164	243	84	0	41	122	0.3	22
LEONARD, Paris	26	423	25	34	59	55	1	21	46	0.5	16
DAVIS, Alysse	31	533	14	60	74	43	0	32	39	0.8	14
FANTROY, Se'erra	31	796	29	65	94	41	0	96	99	1.0	16
JONES, Robin	31	432	41	54	95	63	1	14	54	0.3	12
GREEN, Jazmyn	31	474	13	58	71	48	0	56	47	1.2	16
ADAMS, HOPE	30	544	54	39	93	60	1	15	54	0.3	12
GORMAN, GRESH	3	29	0	2	2	1	0	1	4	0.3	3
GOOCH, MEGAN	28	405	26	36	62	41	0	11	27	0.4	6
PHILLIPS, Adria	12	49	5	2	7	9	0	1	7	0.1	2
Total.....	31	6200	408	754	1162	580	6	379	671	0.6	90
Opponents.....	31	6200	438	822	1260	571	0	532	505	1.1	102

LADY TIGER BASKETBALL

2006-07 Results

TEAM STATISTICS	MEMPHIS	OPP
SCORING	1934	2442
Points per game	62.4	78.8
Scoring margin	-16.4	-
FIELD GOALS-ATT	662-1826	903-2001
Field goal pct	.363	.451
3 POINT FG-ATT	188-589	194-548
3-point FG pct	.319	.354
3-pt FG made per game	6.1	6.3
FREE THROWS-ATT	422-584	442-642
Free throw pct	.723	.688
REBOUNDS	1162	1260
Rebounds per game	37.5	40.6
Rebounding margin	-3.1	-
ASSISTS	379	532
Assists per game	12.2	17.2
TURNOVERS	671	505
Turnovers per game	21.6	16.3
Turnover margin	-5.3	-
Assist/turnover ratio	0.6	1.1
STEALS	241	325
Steals per game	7.8	10.5

2006-07 RESULTS

DATE	TIME	OPONENT	SCORE	ATTEND	HIGH POINTS	HIGH REBOUNDS
11/10/06	5:00 p.m. #	vs. Winthrop	60-83 L	200	(18)NECAISE, Devin	(8)THORNTON, Ashley
11/11/06	5:00 p.m. #	vs. Dayton	71-96 L	200	(21)THORNTON, Ashley	(13)THORNTON, Ashley
11/12/06	7:35 p.m. #	at Louisville	64-102 L	700	(16)LEONARD, Paris	(7)THORNTON, Ashley
11/17/06	7:05 p.m.	SAMFORD	54-62 L	812	(15)NECAISE, Devin	(11)THORNTON, Ashley
11/20/06	7:00 p.m.	UL MONROE	50-69 L	512	(12)THORNTON, Ashley	(13)THORNTON, Ashley
11/24/06	6:00 p.m. %	CENTRAL ARKANSAS	W 90-86	897	(25)NECAISE, Devin	(7)JENNINGS, Aroha
11/25/06	5:30 p.m. %	LIPSCOMB	W 57-55	957	(14)LEONARD, Paris	(7)JONES, Robin
11/29/06	7:00 p.m.	at Georgia	46-95 L	2995	(8)LEONARD, Paris	(6)THORNTON, Ashley
					(8)JENNINGS, Aroha	
12/3/06	2:00 p.m.	UT MARTIN	60-69 L	419	(16)FANTROY, Se'erra	(7)THORNTON, Ashley
12/6/06	7:05 p.m.	CREIGHTON	79-89 L	286	(24)NECAISE, Devin	(9)THORNTON, Ashley
12/15/06	7:05 p.m.	SE LOUISIANA	W 60-45	617	(17)JENNINGS, Aroha	(10)THORNTON, Ashley
12/18/06	7:05 p.m.	ARKANSAS	54-70 L	979	(14)NECAISE, Devin	(10)ADAMS, Hope
12/29/06	7:00 p.m. \$	at UT San Antonio	73-85 L	429	(26)JENNINGS, Aroha	(7)THORNTON, Ashley
					(7)JENNINGS, Aroha	
12/30/06	5:00 p.m. \$	vs. Kentucky	51-86 L	300	(10)DAVIS, Alysse	(5)FANTROY, Se'erra
					(10)JENNINGS, Aroha	
01/02/07	7:05 p.m. *	UAB	59-75 L	492	(13)NECAISE, Devin	(6)THORNTON, Ashley
					(13)THORNTON, Ashley	
01/05/07	7:05 p.m. *	SMU	65-97 L	421	(12)JENNINGS, Aroha	(9)THORNTON, Ashley
01/07/07	2:05 p.m. *	TULSA	74-87 L	1114	(18)NECAISE, Devin	(6)THORNTON, Ashley
1/12/07	7:00 p.m. *	at Southern Miss	55-76 L	1531	(22)THORNTON, Ashley	(14)THORNTON, Ashley
1/14/07	1:00 p.m. *	at UCF	62-77 L	247	(24)JENNINGS, Aroha	(9)THORNTON, Ashley
1/18/07	7:05 p.m. *	MARSHALL	50-69 L	437	(11)JENNINGS, Aroha	(9)THORNTON, Ashley
1/20/07	1:05 p.m. *	EAST CAROLINA	57-69 L	417	(14)JENNINGS, Aroha	(13)THORNTON, Ashley
1/27/07	6:00 p.m. *	at UAB	77-84 L	869	(24)NECAISE, Devin	(9)THORNTON, Ashley
2/1/07	7:00 p.m. *	at Marshall	60-73 L	505	(13)JENNINGS, Aroha	(8)THORNTON, Ashley
2/3/07	1:00 p.m. *	at East Carolina	57-79 L	1378	(13)NECAISE, Devin	(8)THORNTON, Ashley
2/7/07	7:05 p.m. *	TULANE	61-77 L	451	(16)GREN, Jazmyn	(8)THORNTON, Ashley
2/10/07	7:05 p.m. *	at UTEP	58-80 L	7212	(18)JENNINGS, Aroha	(9)LEONARD, Paris
2/15/07	7:05 p.m. *	SOUTHERN MISS	59-85 L	598	(13)THORNTON, Ashley	(10)ADAMS, Hope
2/17/07	2:05 p.m. *	UCF	W 80-73	670	(16)THORNTON, Ashley	(8)JENNINGS, Aroha
2/22/07	7:00 p.m. *	at Houston	73-86 L	517	(21)JENNINGS, Aroha	(8)GREEN, Jazmyn
2/24/07	5:00 p.m. *	at Rice	46-79 L	785	(12)THORNTON, Ashley	(6)THORNTON, Ashley
3/1/07	3:30 p.m. &	vs. UTEP	75-84 L	820	(19)JENNINGS, Aroha	(13)JENNINGS, Aroha

= Univ. of Louisville Invitational
 % = Lady Tiger Thanksgiving Classic
 \$ = UT San Antonio Roadrunner Classic
 & = Conference USA Championships (Tulsa, Okla.)
 * = Conference game

ATTENDANCE SUMMARY	GAMES	TOTALS	AVG/GAME
HOME.....	16	10,079	630
AWAY.....	10	16,468	1647
NEUTRAL.....	5	2220	444
TOTAL.....	31	27,767	928

2006-07 Lady Tiger Basketball
MEMPHIS Team Game-by-Game (FINAL)
All games

TEAM STATISTICS

Opponent	Date	Score	W/L	TOTAL			3-PTRS			REBOUNDS							Pts	Avg		
				FG-FGA	Pct	3FG-FGA	Pct	FT-FTA	Pct	Off	Def	Tot	Avg	PF	A	TO			Blk	Stl
vs. Winthrop	11/10/06	60-83	L	23-61	.377	10-35	.286	4-8	.500	11	20	31	31.0	18	15	19	0	7	60	60.0
vs. Dayton	11/11/06	70-96	L	23-59	.390	7-17	.412	18-29	.621	24	23	47	39.0	25	11	34	0	8	71	65.5
vs. Louisville	11/12/06	64-102	L	22-58	.379	6-18	.333	14-18	.778	9	20	29	35.7	14	15	13	2	1	64	65.0
SAMFORD	11/17/06	54-62	L	20-52	.385	5-18	.278	9-14	.643	10	28	38	36.2	21	6	15	4	6	54	62.2
UL MONROE	11/20/06	50-69	L	13-56	.232	2-12	.167	22-29	.759	15	22	37	36.4	28	9	27	7	10	50	59.8
CENTRAL ARK.	11/24/06	90-86	W	29-64	.453	9-20	.450	.23-25	.920	13	37	50	38.7	22	20	25	8	10	90	64.8
LIPSCOMB	11/25/06	25-68	W	25-68	.368	1-17	.059	6-15	.400	16	20	36	38.3	20	14	12	3	10	57	63.7
at Georgia	11/29/06	46-95	L	15-54	.278	3-18	.167	13-17	.765	11	29	40	38.5	15	6	29	1	3	46	61.5
UT MARTIN	12/3/06	60-69	L	21-51	.412	5-15	.333	13-16	.813	11	22	33	37.9	24	13	26	4	7	60	61.3
CREIGHTON	12/6/06	79-89	L	24-60	.400	8-18	.444	23-28	.821	14	19	33	37.4	21	18	19	2	13	79	63.1
SE LOUISIANA	12/15/06	60-45	W	25-59	.424	4-14	.286	6-9	.667	15	31	46	38.2	17	14	20	3	5	60	62.8
ARKANSAS	12/18/06	54-70	L	17-68	.250	4-22	.182	16-21	.762	17	31	48	39.0	19	9	18	1	7	54	62.1
at UTSA	12/29/06	73-85	L	25-68	.368	3-18	.167	20-24	.833	16	26	42	39.2	21	11	18	0	6	73	62.9
vs. Kentucky	12/30/06	51-86	L	19-54	.352	5-11	.455	8-11	.727	14	18	32	38.7	18	6	25	1	5	51	62.1
UAB	1/2/07	59-75	L	16-46	.348	3-10	.300	24-31	.774	9	21	30	38.1	13	5	18	5	8	59	61.9
SMU	1/5/07	65-97	L	25-62	.403	8-20	.400	7-13	.538	14	25	39	38.2	19	14	24	3	6	65	62.1
TULSA	1/7/07	71-87	L	23-57	.404	10-28	.357	15-18	.833	7	16	23	37.3	21	13	21	1	13	71	62.6
at Southern Miss	1/12/07	55-76	L	19-55	.345	2-11	.182	15-21	.714	15	27	42	37.6	20	7	22	1	8	55	62.2
at UCF	1/14/07	62-77	L	20-50	.400	6-14	.429	16-21	.762	12	20	32	37.3	27	14	35	2	10	62	62.2
MARSHALL	1/18/07	50-69	L	20-64	.313	5-27	.185	5-7	.714	14	24	38	37.3	22	13	29	3	15	50	61.5
EAST CAROLINA	1/20/07	57-69	L	19-66	.288	7-26	.269	12-18	.667	17	20	37	37.3	20	14	17	0	9	57	63.1
at UAB	1/27/07	77-84	L	27-64	.422	14-28	.500	9-14	.643	16	23	39	37.4	16	16	14	2	4	77	62.0
at Marshall	2/1/07	60-73	L	20-66	.303	9-28	.321	11-20	.500	12	31	43	37.6	25	12	21	2	15	60	62.0
at East Carolina	2/3/07	57-79	L	22-69	.319	7-28	.250	6-10	.600	15	23	38	37.6	18	18	25	3	8	57	61.8
TULANE	2/7/07	61-77	L	20-62	.323	6-15	.400	15-19	.789	15	29	44	37.9	15	4	23	2	8	61	61.7
at UTEP	2/10/07	58-80	L	22-69	.319	3-13	.231	11-16	.688	19	21	40	38.0	13	20	20	0	12	58	61.6
SOUTHERN MISS	2/15/07	59-85	L	18-57	.316	8-22	.364	15-21	.714	14	27	41	38.1	13	14	19	7	4	59	61.5
UCF	2/17/07	80-73	W	28-46	.609	9-17	.529	15-26	.577	5	28	33	37.9	17	14	21	3	6	80	62.1
at Houston	2/22/07	76-86	L	23-57	.404	9-21	.429	18-26	.692	14	17	31	37.7	12	13	16	4	7	73	62.5
at Rice	2/24/07	46-79	L	17-52	.327	1-7	.143	11-14	.786	6	26	3	37.5	8	6	22	3	5	46	62.0
vs. UTEP	3/1/07	75-84	L	22-52	.423	9-21	.429	22-25	.880	8	30	38	37.5	18	15	24	2	5	75	62.4
MEMPHIS		1934		662-1826	.363	188-589	.319	422-584	.723	408	754	1162	37.5	580	379	671	79	241	1934	62.4
Opponents		2442		903-2001	.451	194-548	.354	442-642	.688	438	822	1260	40.6	571	532	505	125	325	2442	78.8

Games played: 31

Points/game: 62.4

FG Pct: 36.3

3FG Pct: 31.9

FT Pct: 72.3

Rebounds/game: 37.5

Assists/game: 12.2

Turnovers/game: 21.6

Assist/turnover ratio: 0.6

Steals/game: 7.8

Blocks/game: 2.5

LADY TIGER BASKETBALL

Miscellaneous Stats

2006-07 LADY TIGER ODDS & ENDS

On the Court

Jump Balls Controlled

Memphis.....	7
Opponents.....	24

How First Memphis Points Were Scored

Lay-up.....	11
Jumper.....	9
Three-Pointer.....	7
Free-Throw.....	3
Putback.....	1

Who Scored Memphis' First Points

Ashley Thornton.....	9
Devin Necaie.....	6
Aroha Jennings.....	4
Se'erra Fantroy.....	3
Robin Jones.....	2
Megan Gooch.....	2
Alysse Davis.....	2
Hope Adams.....	2
Paris Leonard.....	1

Charges Drawn

Jazmyn Green.....	10
Aroha Jennings.....	9
Ashley Thornton.....	6
Devin Necaie.....	3
Robin Jones.....	1
Paris Leonard.....	1
Megan Gooch.....	1

Shot Clock Violations Drawn

Memphis.....	11
Opponents.....	1

Defense Drew Five-Second Call on Inbounds

Memphis.....	2
Opponents.....	1

Bench Scoring

Memphis.....	713
Opponents.....	693

When Memphis scores first.....	0-11
When Opponent scores first.....	4-16

When Memphis leads at Half.....	4-2
When Opponent leads at Half.....	0-25
Tied at Half.....	0-0

When leading with 5:00 remaining.....	4-0
When trailing with 5:00 remaining.....	0-26
When tied with 5:00 remaining.....	0-1

When Memphis shoots 50 percent or more.....	1-0
When Memphis shoots below 50 percent.....	3-28
When opponent shoots 50 percent or more.....	0-7
When opponent shoots below 50 percent.....	3-21

When Memphis shoots better than opponent.....	3-1
When opponent shoots better than Memphis.....	1-26
When Memphis shoots same as opponent.....	0-0

When Memphis Hits 4 or fewer threes.....	2-8
When Memphis Hits 5-8 threes.....	0-13
When Memphis Hits 9 or more threes.....	2-6

When Memphis outrebounds opponent.....	2-10
When opponent outrebounds Memphis.....	2-16
When rebounds are the same.....	0-1

When Memphis has more free-throw attempts.....	1-10
When opponent has more free-throw attempts.....	3-16
When free-throw attempts are the same.....	0-1

When Memphis commits more turnovers.....	3-22
When opponent commits more turnovers.....	1-3
When turnovers are the same.....	0-2

When Memphis bench outscores opponent.....	4-10
When opponent bench outscores Memphis.....	0-16
When bench scoring is the same.....	0-1

When Memphis starters changed at halftime.....	1-5
When Memphis starters remain the same.....	3-22

When Memphis scores less than 70 points.....	3-19
When opponent scores less than 70 points.....	2-5

When Memphis scores 40-49 points.....	0-2
When opponent scores 40-49 points.....	1-0
When Memphis scores 50-59 points.....	1-11
When opponent scores 50-59 points.....	1-0
When Memphis scores 60-69 points.....	1-6
When Opponent scores 60-69 points.....	0-5
When Memphis scores 70-79 points.....	0-8
When Opponent scores 70-79 points.....	1-8
When Memphis scores 80-89 points.....	1-0
When Opponent scores 80-89 points.....	1-10
When Memphis scores 90-99 points.....	1-0
When Opponent scores 90-99 points.....	0-3
When Memphis scores 100 or more.....	0-0
When Opponent scores 100 or more.....	0-1

November Games.....	2-6
December Games.....	1-5
January Games.....	0-8
February.....	1-7
March.....	0-1

Monday.....	0-2
Tuesday.....	0-1
Wednesday.....	0-3
Thursday.....	0-4
Friday.....	2-5
Saturday.....	2-7
Sunday.....	0-4

When Wearing White Uniforms.....	2-15
When Wearing Blue Uniforms.....	2-12
When Wearing Gray Uniforms.....	0-2

Against Ranked Opponents.....	0-2
-------------------------------	-----

SCORING BY HALVES

1st Half (Avg)

OPPONENT	1203 (38.8)
MEMPHIS	908 (29.3)
Margin	-295 (-9.5)

2nd Half (Avg)

OPPONENT	1239 (39.9)
MEMPHIS	1026 (33.1)
Margin	-213 (-6.8)

BENCH SCORING

OPPONENT	732 (23.6)
MEMPHIS	723 (23.3)
Margin	-9.0 (-0.3)

Lady Tiger 2006-07 Leaders

DOUBLE FIGURE SCORING

Aroha Jennings.....	17
Devin Necaie.....	14
Ashley Thornton.....	11
Paris Leonard.....	10
Jazmyn Green.....	6
Alysse Davis.....	6
Se'erra Fantroy.....	3
Robin Jones.....	2
Hope Adams.....	2

20-POINT GAMES

Aroha Jennings.....	5
Devin Necaie.....	3
Ashley Thornton.....	1

DOUBLE FIGURE REBOUNDING

Ashley Thornton.....	6
Hope Adams.....	2

DOUBLE-DOUBLES

Ashley Thornton.....	4
Hope Adams.....	1

TEAM-HIGH SCORING HONORS (*)

Aroha Jennings.....	12
Devin Necaie.....	9
Ashley Thornton.....	7
Paris Leonard.....	2
Se'erra Fantroy.....	1
Alysse Davis.....	1
Jazmyn Green.....	1

GAME-HIGH SCORING HONORS (*)

Devin Necaie.....	5
Aroha Jennings.....	3
Ashley Thornton.....	2
Paris Leonard.....	1
Jazmyn Green.....	1

TEAM-HIGH REBOUNDING HONORS (*)

Ashley Thornton.....	22
Aroha Jennings.....	3
Se'erra Fantroy.....	2
Hope Adams.....	2
Robin Jones.....	1
Paris Leonard.....	1
Jazmyn Green.....	1

GAME-HIGH REBOUNDING HONORS (*)

Ashley Thornton.....	9
----------------------	---

TEAM-HIGH ASSIST HONORS (*)

Se'erra Fantroy.....	16
Jazmyn Green.....	8
Aroha Jennings.....	5
Alysse Davis.....	4
Ashley Thornton.....	3
Devin Necaie.....	3
Robin Jones.....	1
Paris Leonard.....	1
Megan Gooch.....	1

GAME-HIGH ASSIST HONORS (*)

Se'erra Fantroy.....	7
Aroha Jennings.....	3
Jazmyn Green.....	2
Alysse Davis.....	1

* - Includes games where 2 or more players tied for the lead.

2006-07 Individual Stats

LADY TIGER BASKETBALL

#3 GREEN, Jazmyn

Opponent	Date	GS	Min	TOTAL		3-PTS		REBOUNDS		Off	Def	Tot	Avg	PF	FO	A	TO	Blk	Stl	Pt	Avg
				FG-FGA	Pct	3FG-FGA	Pct	FT-FTA	Pct												
vs. Winthrop	11/10/06	4	0-2	.000	0-2	.000	0-0	.000	0	0	0	0.0	1	0	0	0	0	0	0	0	0.0
vs. Dayton	11/11/06	6	0-1	.000	0-1	.000	0-1	.000	1	1	2	1.0	3	0	0	2	0	1	0	0	0.0
vs. Louisville	11/12/06	8	1-2	.500	1-1	1.000	0-0	.000	0	0	0	0.7	0	0	1	0	0	0	3	1.0	
SAMFORD	11/17/06	18	2-4	.500	1-2	.500	0-0	.000	0	4	4	1.5	2	0	1	2	0	1	5	2.0	
UL MONROE	11/20/06	11	0-0	.000	0-0	.000	0-0	.000	0	1	1	1.4	2	0	0	1	0	1	0	1.6	
CENTRAL ARK.	11/24/06	15	0-0	.000	0-0	.000	2-2	1.000	0	3	3	1.7	2	0	4	3	0	0	2	1.7	
LIPSCOMB	11/25/06	4	0-1	.000	0-1	.000	0-0	.000	0	1	1	1.6	0	0	1	0	0	0	0	1.4	
at Georgia	11/29/06	16	2-3	.667	2-3	.667	1-2	.500	0	2	2	1.6	1	0	0	2	0	1	7	2.1	
UT MARTIN	12/3/06	14	1-2	.500	1-2	.500	0-0	.000	0	2	2	1.7	2	0	2	1	0	2	3	2.2	
CREIGHTON	12/6/06	17	0-1	.000	0-1	.000	0-0	.000	0	0	0	1.5	1	0	2	5	0	2	0	2.0	
SE LOUISIANA	12/15/06	11	0-1	.000	0-1	.000	1-2	.500	0	1	1	1.5	2	0	3	0	0	1	1	1.9	
ARKANSAS	12/18/06	11	0-2	.000	0-1	.000	0-0	.000	0	1	1	1.4	0	0	3	1	0	0	0	1.8	
at UTSA	12/29/06	12	0-3	.000	0-2	.000	0-0	.000	0	1	1	1.4	1	0	0	1	0	1	0	1.6	
vs. Kentucky	12/30/06	9	0-1	.000	0-0	.000	0-0	.000	0	0	0	1.3	2	0	1	0	0	0	0	1.5	
UAB	1/2/07	11	0-3	.000	0-1	.000	2-4	.500	0	1	1	1.3	1	0	0	0	0	0	2	1.5	
SMU	1/5/07	23	4-7	.571	2-4	.500	0-0	.000	2	1	3	1.4	1	0	4	0	0	1	10	2.1	
TULSA	1/7/07	*	24	3-9	.333	1-6	.167	3-4	.750	0	2	2	1.4	1	0	4	3	0	8	10	2.5
at USM	1/12/07	13	0-2	.000	0-0	.000	0-0	.000	1	1	2	1.4	2	0	0	2	0	1	0	2.4	
at UCF	1/14/07	14	0-2	.000	0-0	.000	0-0	.000	1	1	2	1.5	1	0	1	1	0	1	0	2.3	
MARSHALL	1/18/07	23	3-4	.750	3-3	1.000	1-1	1.000	0	4	4	1.6	2	0	3	1	0	0	10	2.7	
ECU	1/20/07	16	2-4	.5000	1-3	.333	0-0	.000	0	3	3	1.7	1	0	0	1	0	0	5	2.8	
at UAB	1/27/07	15	2-2	1.000	1-1	1.000	0-0	.000	0	1	1	1.6	3	0	5	1	0	0	5	2.9	
at Marshall	2/1/07	16	1-5	.200	1-3	.333	0-0	.000	0	4	4	1.7	4	0	3	3	0	1	3	2.9	
at East Carolina	2/3/07	17	3-11	.273	3-8	.375	1-2	.500	0	1	1	1.7	1	0	2	1	0	2	10	3.2	
TULANE	2/7/07	24	6-9	.667	2-3	.667	2-3	.667	1	3	4	1.8	1	0	1	0	1	4	16	3.7	
at UTEP	2/10/07	14	0-1	.000	0-1	.000	0-0	.000	0	1	1	1.8	1	0	1	1	0	2	0	3.5	
USM	2/15/07	18	3-6	.500	1-3	.333	0-0	.000	0	3	3	1.8	3	0	2	3	0	2	7	3.7	
UCF	2/17/07	22	2-3	.667	1-2	.500	0-2	.000	0	4	4	1.9	1	0	2	4	0	1	5	3.7	
at Houston	2/22/07	22	4-11	.364	2-5	.400	6-9	.667	5	3	8	2.1	1	0	5	1	0	2	16	4.1	
at Rice	2/24/07	26	3-7	.429	1-2	.500	0-0	.000	1	4	5	2.2	2	0	2	3	0	2	7	4.2	
vs. UTEP	3/1/07	20	2-6	.333	1-3	.333	0-0	.000	1	4	5	2.3	3	0	3	4	0	0	5	4.3	
Totals		1	474	44-115	.383	25-65	.385	19-32	.594	13	58	71	2.3	48	0	56	47	1	37	132	4.3

#5 LEONARD, Paris

Opponent	Date	GS	Min	TOTAL		3-PTS		REBOUNDS		Off	Def	Tot	Avg	PF	FO	A	TO	Blk	Stl	Pt	Avg
				FG-FGA	Pct	3FG-FGA	Pct	FT-FTA	Pct												
vs. Winthrop	11/10/06	*	14	2-12	.167	0-6	.000	0-0	.000	1	0	1	1.0	4	0	0	0	0	4	4.0	
vs. Dayton	11/11/06	14	2-5	.250	1-2	.500	2-4	.500	0	1	1	1.0	4	0	2	4	0	2	7	5.5	
vs. Louisville	11/12/06	24	6-16	.375	1-2	.500	3-6	.500	2	0	2	1.3	1	0	1	0	0	0	16	9.0	
SAMFORD	11/17/06	26	4-13	.308	2-5	.400	1-2	.500	1	1	2	1.5	5	1	0	3	1	2	11	9.5	
UL MONROE	11/20/06	10	0-5	.000	0-2	.000	0-0	.000	0	1	1	1.4	0	0	1	1	0	0	0	7.6	
CENTRAL ARK.	11/24/06	15	2-11	.182	1-5	.200	7-7	1.000	0	4	4	1.8	2	0	2	1	1	2	12	8.3	
LIPSCOMB	11/25/06	23	7-15	.467	0-3	.000	0-2	.000	1	1	2	1.9	0	0	0	0	0	3	14	9.1	
at Georgia	11/29/06	23	3-11	.273	1-4	.250	1-2	.500	0	3	3	2.0	3	0	0	5	0	0	8	9.0	
UT MARTIN	12/3/06	14	15	.200	0-1	.000	0-0	.000	1	1	2	2.0	3	0	1	1	0	0	2	8.2	
CREIGHTON	12/6/06	23	4-14	.286	1-4	.250	3-4	.750	1	0	1	1.9	3	0	3	0	1	1	12	8.6	
SE LOUISIANA	12/15/06	10	3-6	.500	0-1	.000	0-0	.000	1	0	1	1.8	3	0	0	0	0	0	6	8.4	
ARKANSAS	12/18/06	17	5-12	.417	0-3	.000	2-4	.500	0	0	0	1.7	2	0	0	0	0	3	12	8.7	
at UTSA	12/29/06	6	1-3	.333	0-1	.000	0-0	.000	0	1	1	1.6	0	0	1	2	0	2	2	8.2	
vs. Kentucky	12/30/06	6	1-3	.333	0-0	.000	0-0	.000	0	1	1	1.6	0	0	0	2	0	0	2	7.7	
UAB	1/2/07	12	2-4	.500	1-1	1.000	0-1	.000	1	0	1	1.5	3	0	0	4	1	0	5	7.5	
SMU	1/5/07	25	4-11	.400	2-5	.400	0-1	.000	2	4	6	1.8	0	0	3	4	1	1	10	7.7	
TULSA	1/7/07	21	3-9	.333	2-5	.500	0-0	.000	1	2	3	1.9	2	0	1	4	1	1	8	7.7	
AT USM	1/12/07	12	1-5	.200	0-2	.000	1-3	.333	1	1	2	1.9	0	0	0	0	0	0	03	7.4	
at UCF	1/14/07	17	4-10	.400	3-4	.750	2-2	1.000	0	1	1	1.8	4	0	2	4	0	1	13	7.7	
MARSHALL	1/18/07	12	2-8	.250	0-5	.000	0-0	.000	0	1	1	1.8	4	0	1	3	0	1	4	7.6	
ECU	1/20/07	12	2-7	.286	1-3	.333	0-2	.000	1	1	2	1.8	3	0	1	1	0	0	5	7.4	
at UAB	1/27/07	4	1-1	1.000	1-1	1.000	0-0	.000	0	0	0	1.7	0	0	1	0	0	0	3	7.2	
at Marshall	2/1/07	18	3-8	.375	1-3	.333	5-9	.556	0	2	2	1.7	4	0	0	0	1	2	12	7.4	
at East Carolina	2/3/07	28	6-20	.300	0-4	.000	0-0	.000	4	3	7	2.0	2	0	0	2	0	2	12	7.6	
TULANE	2/7/07	14	2-8	.250	0-2	.000	0-0	.000	2	1	3	2.0	1	0	0	5	0	2	4	7.5	
at UTEP	2/10/07	23	3-13	.231	0-3	.000	9-12	.750	5	4	9	2.3	2	0	1	0	0	2	15	7.8	
Totals		1	423	74-238	.311	18-76	.237	36-61	.590	25	34	59	2.3	55	1	21	46	7	27	202	7.8

LADY TIGER BASKETBALL

2006-07 Individual Stats

#23 NECAISE, Devin

Opponent	Date	GS	TOTAL			3-PTS		REBOUNDS			Off	Def	Tot	Avg	PF	FO	A	TO	Blk	Stl	Pt	Avg
			Min	FG-FGA	Pct	3FG-FGA	Pct	FT-FTA	Pct													
vs. Winthrop	11/10/06	*	32	7-18	.389	4-14	.286	0-0	.000	1	2	3	3.0	1	0	2	2	0	1	18	18.0	
vs. Dayton	11/11/06	*	20	2-7	.286	2-4	.500	0-0	.000	1	0	1	2.0	1	0	1	3	0	0	6	12.0	
vs. Louisville	11/12/06	*	25	3-9	.333	3-8	.375	0-0	.000	0	4	4	2.7	2	0	0	3	0	0	9	11.0	
SAMFORD	11/17/06	*	31	6-11	.545	2-6	.333	1-1	1.000	1	3	4	3.0	3	0	1	2	0	0	15	12.0	
UL MONROE	11/20/06	*	29	3-9	.333	2-6	.333	4-4	1.000	1	0	1	2.6	3	0	0	3	0	0	12	12.0	
CENTRAL ARK.	11/24/06	*	34	7-14	.500	5-9	.556	6-6	1.000	2	1	3	2.7	2	0	1	2	1	3	25	14.2	
LIPSCOMB	11/25/06	*	31	5-15	.333	1-7	.143	2-2	1.000	1	3	4	2.9	3	0	1	2	0	0	13	14.0	
at Georgia	11/29/06	*	20	3-8	.375	0-2	.000	0-0	.000	0	1	1	2.6	2	0	0	3	0	0	6	13.0	
UT MARTIN	12/3/06	*	35	2-6	.333	0-4	.000	2-2	1.000	0	2	2	2.6	3	0	0	3	0	0	6	12.2	
CREIGHTON	12/6/06	*	30	7-11	.636	5-7	7.714	5-6	.833	0	6	6	2.9	1	0	3	3	0	2	24	13.4	
SE LOUISIANA	12/15/06	*	30	2-9	.222	1-5	.200	0-0	.000	2	1	3	2.9	1	0	2	1	0	1	5	12.6	
ARKANSAS	12/18/06	*	19	4-7	.571	2-5	.400	4-4	1.000	0	3	3	2.9	4	0	0	4	0	0	14	12.8	
at UTSA	12/29/06	*	30	2-9	.222	1-4	.250	2-2	1.000	1	1	2	2.8	1	0	0	2	0	0	7	12.3	
vs. Kentucky	12/30/06	*	29	3-5	.600	2-3	.667	1-1	1.000	2	2	4	2.9	1	0	0	1	0	2	9	12.1	
UAB	1/2/07	*	32	3-10	.300	2-5	.400	5-5	1.000	1	4	5	3.1	2	0	1	3	0	2	13	12.1	
SMU	1/5/07	*	23	2-5	.400	1-3	.333	0-0	.000	0	0	0	2.9	2	0	0	3	0	0	5	11.7	
TULSA	1/7/07	*	31	6-13	.462	4-9	.444	2-2	1.000	2	1	3	2.9	2	0	1	1	0	0	18	2.1	
at USM	1/12/07	*	37	1-5	.200	0-1	.000	3-3	1.000	1	2	3	2.9	3	0	0	3	0	0	5	11.7	
at UCF	1/14/07	*	31	1-6	.167	1-5	.200	2-2	1.000	0	0	0	2.7	3	0	2	5	0	2	5	11.3	
MARSHALL	1/18/07	*	37	2-13	.154	1-11	.091	3-3	1.000	1	3	4	2.8	2	0	4	4	0	2	8	11.2	
ECU	1/20/07	*	33	1-10	.100	1-7	.143	1-2	.500	0	1	1	2.7	5	1	1	1	0	1	4	10.8	
at UAB	1/27/07	*	36	8-18	.444	6-13	.462	2-2	1.000	0	2	2	2.7	0	0	0	1	0	2	24	11.4	
at Marshall	2/1/07	*	39	4-14	.286	4-11	.364	0-0	.000	0	2	2	2.7	1	0	1	2	0	4	12	11.4	
at East Carolina	2/3/07	*	23	5-10	.500	3-5	.600	0-0	.000	0	2	2	2.6	2	0	1	1	0	2	13	11.5	
TULANE	2/7/07	*	28	3-9	.333	3-4	.750	0-0	.000	2	5	7	2.8	5	1	0	2	0	1	9	11.4	
at UTEP	2/10/07	*	28	2-4	.500	0-1	.000	0-0	.000	1	1	2	2.8	3	0	4	2	0	0	4	11.1	
USM	2/15/07	*	32	4-12	.333	4-9	.444	0-0	.000	1	2	3	2.8	1	0	2	2	0	1	12	11.1	
UCF	2/17/07	*	34	4-8	.500	1-4	.250	0-0	.000	0	1	1	2.7	2	0	3	2	0	2	9	11.1	
at Houston	2/22/07	*	32	2-9	.222	2-5	.400	4-4	1.000	12	1	3	2.7	3	0	3	2	0	0	10	11.0	
at Rice	2/24/07	*	26	0-3	.000	0-2	.000	2-2	1.000	0	2	2	2.7	0	0	0	4	0	1	2	10.7	
vs. UTEP	3/1/07	*	33	4-9	.444	1-5	.200	6-6	1.000	1	4	5	2.8	4	0	0	2	0	2	15	10.9	
Totals			30	930	108-296	.365	64-184	.348	57-59	.966	24	62	86	2.8	68	2	34	74	1	31	337	10.9

#24 DAVIS, Alysse

Opponent	Date	GS	TOTAL			3-PTS		REBOUNDS			Off	Def	Tot	Avg	PF	FO	A	TO	Blk	Stl	Pt	Avg
			Min	FG-FGA	Pct	3FG-FGA	Pct	FT-FTA	Pct													
vs. Winthrop	11/10/06		27	4-7	.571	2-4	.500	1-1	1.000	1	3	4	4.0	1	0	3	1	0	0	11	11.0	
vs. Dayton	11/11/06		15	1-2	.500	0-1	.000	0-0	.000	0	2	2	3.0	2	0	2	1	0	0	2	6.5	
vs. Louisville	11/12/06		11	0-2	.000	0-1	.000	2-2	1.000	0	3	3	3.0	3	0	1	0	0	1	2	5.0	
SAMFORD	11/17/06		9	0-0	.000	0-0	.000	0-0	.000	1	1	2	2.8	1	0	0	1	0	0	0	3.8	
UL MONROE	11/20/06	*	5	0-3	.000	0-2	.000	0-0	.000	0	0	0	2.2	2	0	0	0	0	0	0	3.0	
CENTRAL ARK.	11/24/06		11	4-8	.500	2-5	.500	0-0	.000	0	2	2	2.2	1	0	1	1	0	1	10	4.2	
LIPSCOMB	11/25/06		6	1-3	.333	0-2	.000	0-0	.000	0	0	0	1.9	2	0	2	0	0	0	2	3.9	
at Georgia	11/29/06		16	0-3	.000	0-2	.000	0-0	.000	1	3	4	2.1	1	0	1	1	0	0	0	3.4	
UT MARTIN	12/3/06		7	0-0	.000	0-0	.000	0-0	.000	0	0	0	1.9	1	0	1	1	1	0	0	3.0	
CREIGHTON	12/6/06	*	11	3-5	.600	1-2	.500	2-2	1.000	1	0	1	1.8	1	0	0	1	0	0	9	3.6	
SE LOUISIANA	12/15/06	*	27	5-11	.455	0-4	.000	0-0	.000	1	6	7	2.3	3	0	3	2	0	0	10	4.2	
ARKANSAS	12/18/06	*	23	0-5	.000	0-2	.000	0-0	.000	2	3	5	2.5	0	0	1	2	1	0	0	3.8	
at UTSA	12/29/06	*	18	3-8	.375	0-3	.000	0-0	.000	1	3	4	2.6	4	0	2	1	0	0	6	4.0	
vs. Kentucky	12/30/06	*	30	4-10	.400	1-4	.250	1-2	.500	0	2	2	2.6	4	0	1	1	1	0	10	4.4	
UAB	1/2/07	*	20	1-5	.200	0-2	.000	0-0	.000	0	0	0	2.4	0	0	0	1	1	1	2	4.3	
SMU	1/5/07	*	26	2-7	.286	2-4	.500	0-0	.000	3	3	6	2.6	2	0	1	3	1	0	6	4.4	
TULSA	1/7/07		14	2-4	.500	2-3	.667	1-0	.000	0	0	0	2.5	3	0	0	2	0	1	6	4.5	
at USM	1/12/07		15	3-4	.750	2-3	.667	0-0	.000	0	2	2	2.4	0	0	0	2	0	0	8	4.7	
at UCF	1/14/07	*	10	0-3	.000	0-2	.000	1-2	.500	0	2	2	2.4	2	0	1	1	0	0	1	4.5	
MARSHALL	1/18/07		16	2-8	.250	1-5	.200	0-0	.000	0	2	2	2.4	1	0	0	1	2	3	5	4.5	
ECU	1/20/07		15	3-9	.333	0-5	.000	0-0	.000	0	0	0	2.3	0	0	0	0	0	0	6	4.6	
at UAB	1/27/07		22	4-8	.500	3-6	.500	0-0	.000	0	3	3	2.3	1	0	2	1	1	0	11	4.9	
at Marshall	2/1/07		12	1-6	.167	1-5	.200	0-0	.000	0	1	1	2.3	0	0	1	3	0	1	3	4.8	
at East Carolina	2/3/07		16	1-4	.250	1-4	.250	0-0	.000	0	3	3	2.3	0	0	0	2	0	0	3	4.7	
TULANE	2/7/07		12	1-2	.500	1-1	1.000	0-0	.000	0	0	0	2.2	2	0	1	1	0	0	3	4.6	
at UTEP	2/10/07	*	28	3-10	.300	1-5	.200	0-0	.000	2	4	6	2.3	0	0	0	4	0	2	7	4.7	
USM	2/15/07		21	2-5	.400	2-3	.667	1-2	.500	1	2	3	2.4	1	0	1	1	5	0	7	4.8	
UCF	2/17/07		26	6-8	.750	2-4	.500	0-0	.000	0	1	1	2.3	1	0	3	0	0	1	14	5.1	
at Houston	2/22/07		24	3-8	.375	2-4	.500	3-4	.750	0	2	2	2.3	1	0	0	1	1	1	11	5.3	
at Rice	2/24/07		22	1-7	.143	0-1	.000	0-0	.000	0	4	4	2.4	0	0	2	1	2	0	2	5.2	
vs. UTEP	3/1/07		18	3-4	.750	3-4	.750	0-0	.000	0	3	3	2.4	3	0	2	3	0	0	9	5.4	
Totals			10	63-169	.373	29-92	.315	11-15	.733	14	60	74	2.4	43	0	32	39	16	12	166	5.4	

2006-07 Individual Stats

LADY TIGER BASKETBALL

		#25 JONES, Robin																				
		TOTAL				3-PTS				REBOUNDS												
Opponent	Date	GS	Min	FG-FGA	Pct	3FG-FGA	Pct	FT-FTA	Pct	Off	Def	Tot	Avg	PF	FO	A	TO	Blk	Stl	Pt	Avg	
vs. Winthrop	11/10/06	6	0-0	.000	0-0	.000	0-0	.000	0-0	0	0	0	0.0	1	0	0	0	0	0	0	0	0.0
vs. Dayton	11/11/06	16	2-8	.250	0-0	.000	4-7	.571	5	3	8	4.0	4	0	0	1	0	2	8	4	4.0	
vs. Louisville	11/12/06	17	0-3	.000	0-0	.000	3-4	.750	2	0	2	3.3	1	0	1	2	1	0	3	3	3.7	
SAMFORD	11/17/06	12	1-3	.333	0-0	.000	2-2	1.000	1	0	1	2.8	3	0	0	1	1	0	4	4	3.8	
UL MONROE	11/20/06	14	1-3	.333	0-0	.000	4-6	.667	2	2	4	3.0	3	0	0	4	1	3	6	6	4.2	
CENTRAL ARK.	11/24/06	* 13	2-6	.333	0-0	.000	2-2	1.000	1	1	2	2.8	2	0	1	2	0	0	6	4	4.5	
LIPSCOMB	11/25/06	* 25	4-7	.571	0-0	.000	4-7	.571	5	2	7	3.4	1	0	0	0	0	0	12	5	5.6	
at Georgia	11/29/06	* 15	1-5	.200	0-0	.000	2-2	1.000	1	2	3	3.4	3	0	0	0	0	0	4	4	5.4	
UT MARTIN	12/3/06	12	1-3	.333	0-0	.000	4-4	1.000	1	1	2	3.2	1	0	1	2	0	1	6	6	5.4	
CREIGHTON	12/6/06	17	2-5	.400	0-0	.000	1-2	.500	4	1	5	3.4	2	0	1	1	0	1	5	5	5.4	
SE LOUISIANA	12/15/06	14	4-5	.800	0-0	.000	2-2	1.000	1	2	3	3.4	0	0	1	1	1	1	10	5	5.8	
ARKANSAS	12/18/06	20	1-11	.091	0-0	.000	0-0	.000	4	4	8	3.8	2	0	1	1	0	0	2	5	5.5	
at UTSA	12/29/06	10	1-3	.333	0-0	.000	2-2	1.000	0	3	3	3.7	3	0	0	1	0	0	4	4	5.4	
vs. Kentucky	12/30/06	9	0-3	.000	0-0	.000	3-4	.750	3	1	4	3.7	2	0	0	1	0	0	3	3	5.2	
UAB	1/2/07	14	0-1	.000	0-0	.000	0-2	.000	0	4	4	3.7	0	0	0	1	1	0	0	0	4.9	
SMU	1/5/07	17	4-7	.571	0-0	.000	1-4	.250	0	3	3	3.7	3	0	1	3	0	0	9	5	5.1	
TULSA	1/7/07	7	3-3	1.000	0-0	.000	1-1	1.000	1	1	2	3.6	5	1	0	1	0	0	7	5	5.2	
at USM	1/12/07	12	0-5	.000	0-0	.000	4-5	.800	1	1	2	3.5	2	0	2	1	0	1	4	4	5.2	
at UCF	1/14/07	* 16	2-54	.500	0-0	.000	0-0	.000	1	3	4	3.5	4	0	2	4	2	0	4	5	5.1	
MARSHALL	1/18/07	15	1-3	.333	0-0	.000	0-0	.000	1	3	4	3.6	3	0	0	4	0	0	2	5	5.0	
ECU	1/20/07	15	2-3	.667	0-0	.000	1-3	.333	1	1	2	3.5	1	0	0	4	0	0	5	5	5.0	
at UAB	1/27/07	9	1-2	.500	0-0	.000	0-0	.000	0	1	1	3.4	1	0	0	2	1	1	2	4	4.8	
at Marshall	2/1/07	13	1-6	.167	0-0	.000	0-2	.000	1	3	4	3.4	3	0	1	1	0	1	2	4	4.7	
at East Carolina	2/3/07	12	1-3	.333	0-0	.000	0-0	.000	0	0	0	3.3	3	0	0	1	1	0	2	4	4.6	
TULANE	2/7/07	13	2-6	.333	0-0	.000	0-0	.000	0	2	2	3.2	1	0	0	1	0	0	4	4	4.6	
at UTEP	2/10/07	14	4-10	.400	0-0	.000	1-2	.500	1	1	2	3.2	1	0	0	0	0	0	9	4	4.7	
USM	2/15/07	13	0-1	.000	0-0	.000	5-6	.833	1	3	4	3.2	1	0	0	0	0	0	5	4	4.7	
UCF	2/17/07	12	2-4	.500	0-0	.000	5-10	.500	1	1	2	3.1	3	0	1	5	1	0	9	4	4.9	
at Houston	2/22/07	14	2-5	.400	0-0	.000	1-2	.500	0	1	1	3.1	2	0	0	0	0	1	5	4	4.9	
at Rice	2/24/07	18	1-4	.250	0-0	.000	1-2	.500	1	3	4	3.1	0	0	0	4	1	0	3	4	4.8	
vs. UTEP	3/1/07	18	0-2	.000	0-0	.000	5-6	.833	1	1	2	3.1	2	0	1	5	0	1	5	4	4.8	
Totals		4	432	46-134	.343	0-0	.000	58-89	.652	41	54	95	3.1	63	1	14	54	11	13	150	4.8	

		#32 FANTROY, Se'erra																			
		TOTAL				3-PTS				REBOUNDS											
Opponent	Date	GS	Min	FG-FGA	Pct	3FG-FGA	Pct	FT-FTA	Pct	Off	Def	Tot	Avg	PF	FO	A	TO	Blk	Stl	Pt	Avg
vs. Winthrop	11/10/06	* 35	3-7	.429	3-6	.500	0-0	.000	2	3	5	5.0	2	0	6	4	0	1	9	9	9.0
vs. Dayton	11/11/06	* 24	1-3	.333	1-3	.333	0-0	.000	2	3	5	5.0	2	0	4	5	0	1	3	6	6.0
vs. Louisville	11/12/06	* 30	2-4	.500	0-1	.000	4-4	1.000	1	2	3	4.3	0	0	7	1	0	0	8	6	6.7
SAMFORD	11/17/06	* 23	2-4	.500	0-1	.000	0-0	.000	0	4	4	4.3	0	0	0	2	0	0	4	6	6.0
UL MONROE	11/20/06	* 29	2-5	.400	0-1	.000	0-1	.000	0	3	3	4.0	1	0	3	3	1	1	4	4	5.6
CENTRAL ARK.	11/24/06	* 29	3-5	.600	0-0	.000	2-2	1.000	3	4	7	4.5	1	0	5	6	0	0	8	6	6.0
LIPSCOMB	11/25/06	* 33	3-9	.333	0-2	.000	0-0	.000	0	2	2	4.1	2	0	5	1	0	5	6	6	6.0
at Georgia	11/29/06	* 23	1-3	.333	0-1	.000	1-2	.500	0	2	2	3.9	0	0	1	2	0	1	3	5	5.6
UT MARTIN	12/3/06	* 27	5-11	.455	3-5	.600	3-3	1.000	2	2	4	3.9	1	0	3	4	1	0	16	6	6.8
CREIGHTON	12/6/06	* 25	0-2	.000	0-0	.000	0-0	.000	1	0	1	3.6	3	0	6	0	0	1	0	6	6.1
SE LOUISIANA	12/15/06	* 27	1-3	.333	0-0	.000	0-0	.000	1	3	4	3.6	1	0	3	4	0	1	2	5	5.7
ARKANSAS	12/18/06	* 29	1-9	.111	0-3	.000	2-2	1.000	0	4	4	3.7	2	0	3	4	0	1	4	4	5.6
at UTSA	12/29/06	* 28	5-7	.714	0-1	.000	3-4	.750	2	3	5	3.8	2	0	2	4	0	2	13	6	6.2
vs. Kentucky	12/30/06	* 31	2-5	.400	0-0	.000	0-1	.000	1	4	5	3.9	0	0	1	9	0	1	4	6	6.0
UAB	1/2/07	* 27	5-6	.833	0-0	.000	1-1	1.000	0	0	0	3.6	1	0	2	3	0	1	11	6	6.3
SMU	1/5/07	* 17	0-1	.000	0-1	.000	0-0	.000	0	0	0	3.4	0	0	1	1	0	0	0	0	5.9
TULSA	1/7/07	18	0-1	.000	0-0	.000	0-0	.000	0	1	1	3.2	0	0	2	2	0	1	0	0	5.6
at USM	1/12/07	* 27	3-6	.500	0-2	.000	0-0	.000	3	1	4	3.3	3	0	3	5	1	1	6	5	5.6
at UCF	1/14/07	* 25	2-4	.500	0-1	.000	0-0	.000	0	4	4	3.3	4	0	2	5	0	1	4	5	5.5
MARSHALL	1/18/07	* 17	2-4	.500	0-1	.000	0-0	.000	0	1	1	3.2	1	0	0	3	0	4	4	5	5.5
ECU	1/20/07	* 24	1-5	.200	1-2	.500	2-2	1.000	1	2	3	3.2	3	0	7	3	0	4	5	5	5.4
at UAB	1/27/07	* 25	1-5	.200	0-1	.000	0-0	.000	3	4	7	3.4	3	0	2	1	0	1	2	5	5.3
at Marshall	2/1/07	* 23	0-4	.000	0-3	.000	0-0	.000	1	3	4	3.4	3	0	1	5	0	2	0	5	5.0
at East Carolina	2/3/07	* 23	0-2	.000	0-2	.000	0-0	.000	0	1	1	3.3	2	0	9	3	0	1	0	4	4.8
TULANE	2/7/07	* 28	2-8	.250	0-3	.000	4-6	.667	2	1	3	3.3	0	0	1	4	0	0	8	5	5.0
at UTEP	2/10/07	* 28	0-8	.000	0-1	.000	1-2	.500	2	3	5	3.3	1	0	5	2	0	1	1	4	4.8
USM	2/15/07	* 21	0-3	.000	0-2	.000	2-2	1.000	0	1	1	3.3	1	0	5	4	0	0	2	4	4.7
UCF	2/17/07	* 23	2-5	.400	2-4	.500	0-0	.000	0	1	1	3.2	1	0	2	2	0	1	6	4	4.8
at Houston	2/22/07	* 26	0-2	.000	0-0	.000	0-0	.000	1	0	1	3.1	0	0	3	2	0	1	0	4	4.6
at Rice	2/24/07	* 24	4-7	.571	0-0	.000	1-2	.500	0	2	2	3.1	1	0	0	1	0	2	9	4	4.7
vs. UTEP	3/1/07	* 27	3-5	.600	3-5	.600	0-0	.000	1	1	2	3.0	0	0	2	4	1	0	9	4	4.9
Totals		30	796	56-153	.366	13-53	.245	26-34	.765	29	65	94	3.0	41	0	96	99	4	36	151	4.9

LADY TIGER BASKETBALL

2006-07 Individual Stats

		#41 JENNINGS, Aroha																				
		TOTAL				3-PTS				REBOUNDS												
Opponent	Date	GS	Min	FG-FGA	Pct	3FG-FGA	Pct	FT-FTA	Pct	Off	Def	Tot	Avg	PF	FO	A	TO	Blk	Stl	Pt	Avg	
vs. Winthrop	11/10/06		20	2-5	.400	0-2	.000	3-4	.750	1	4	5	5.0	2	0	2	2	0	1	7	7.0	
vs. Dayton	11/11/06	*	22	4-5	.800	2-2	1.000	3-4	.750	0	4	4	4.5	1	0	0	1	0	0	13	10.0	
vs. Louisville	11/12/06	*	16	3-7	.429	1-4	.250	0-0	.000	0	3	3	4.0	1	0	0	0	0	0	7	9.0	
SAMFORD	11/17/06	*	27	1-7	.143	0-4	.000	0-0	.000	1	4	5	4.3	1	0	2	0	0	1	2	7.3	
UL MONROE	11/20/06		26	1-7	.143	0-0	.000	6-6	1.000	0	5	5	4.4	2	0	3	3	1	2	8	7.4	
CENTRAL ARK.	11/24/06		23	3-4	.750	1-2	.500	4-6	.667	2	5	7	4.8	3	0	2	3	3	1	11	8.0	
LIPSCOMB	11/25/06		21	1-5	.200	0-2	.000	0-0	.000	2	2	4	4.7	5	1	2	3	0	0	2	7.1	
at Georgia	11/29/06		19	2-7	.286	0-2	.000	4-4	1.000	1	3	4	4.6	1	0	3	6	0	0	8	7.3	
UT MARTIN	12/3/06		24	4-9	.444	0-2	.000	3-4	.750	1	5	6	4.8	3	0	1	4	1	2	11	7.7	
CREIGHTON	12/6/06	*	32	5-9	.556	1-3	.333	7-8	.875	3	4	7	5.0	3	0	1	5	1	3	18	8.7	
SE LOUISIANA	12/15/06		21	7-12	.583	3-3	1.000	0-0	.000	2	5	7	5.2	2	0	1	5	1	1	17	9.5	
ARKANSAS	12/18/06		21	3-9	.333	1-4	.250	1-2	.500	0	3	3	5.0	2	0	1	1	0	2	8	9.3	
at UTSA	12/29/06		28	8-18	.444	2-6	.333	8-8	1.000	1	6	7	5.2	2	0	4	2	0	1	26	10.6	
vs. Kentucky	12/30/06		27	3-10	.300	2-4	.500	2-2	1.000	1	3	4	5.1	4	0	2	5	0	2	10	10.6	
UAB	1/2/07		19	0-3	.000	0-1	.000	7-8	.875	1	3	4	5.0	2	0	1	4	0	1	7	10.3	
SMU	1/5/07		21	4-7	.571	1-1	1.000	3-4	.750	0	1	1	4.8	4	0	2	4	0	2	12	10.4	
TULSA	1/7/07	*	30	3-9	.333	1-4	.250	5-6	.833	2	0	2	4.6	4	0	3	3	0	2	12	10.5	
at USM	1/12/07	*	20	1-3	.333	0-1	.000	1-2	.500	1	3	4	4.6	3	0	1	4	0	1	3	10.1	
at UCF	1/14/07		32	7-11	.636	2-2	1.000	8-8	1.000	1	3	4	4.5	2	0	1	5	0	3	24	10.8	
MARSHALL	1/18/07	*	28	5-8	.625	0-2	.000	1-2	.500	1	3	4	4.5	4	0	2	5	0	2	11	10.9	
ECU	1/20/07	*	33	4-15	.267	2-4	.500	4-4	1.000	5	1	6	4.6	1	0	2	3	0	2	14	11.0	
at UAB	1/27/07	*	35	6-14	.429	3-5	.600	6-9	.667	4	4	8	4.7	1	0	3	5	0	0	21	11.5	
at Marshall	2/1/07	*	26	4-7	.571	1-1	1.000	4-4	1.000	4	3	7	4.8	3	0	2	2	1	1	13	11.5	
at East Carolina	2/3/07	*	25	4-11	.364	0-5	.000	2-2	1.000	2	4	6	4.9	0	0	4	5	2	1	10	11.5	
TULANE	2/7/07	*	18	1-7	.143	0-2	.000	4-4	1.000	3	1	4	4.8	0	0	0	2	0	1	6	11.2	
at UTEP	2/10/07	*	29	8-16	.500	2-2	1.000	0-0	.000	3	3	6	4.9	3	0	4	5	0	2	18	11.5	
USM	2/15/07	*	29	2-11	.182	1-5	.200	4-4	1.000	2	6	8	5.0	1	0	1	3	2	0	9	11.4	
UCF	2/17/07		27	4-6	.667	3-3	1.000	4-6	.667	1	7	8	5.1	3	0	2	2	1	0	15	11.5	
at Houston	2/22/07	*	23	7-12	.583	3-7	.429	4-4	1.000	1	3	4	5.1	2	0	2	3	0	0	21	11.9	
at Rice	2/24/07	*	18	2-7	.286	0-1	.000	1-2	.500	0	2	2	5.0	0	0	1	1	0	0	5	11.6	
vs. UTEP	3/1/07	*	39	5-10	.500	1-3	.333	8-9	.889	1	12	13	5.2	2	0	2	1	1	1	19	11.9	
Totals			17	779	114-271	.421	33-89	.371	107-126	.849	47	115	162	5.2	67	1	57	97	14	35	368	11.9

		#42 THORNTON, Ashley																				
		TOTAL				3-PTS				REBOUNDS												
Opponent	Date	GS	Min	FG-FGA	Pct	3FG-FGA	Pct	FT-FTA	Pct	Off	Def	Tot	Avg	PF	FO	A	TO	Blk	Stl	Pt	Avg	
vs. Winthrop	11/10/06	*	26	2-5	.400	0-0	.000	0-2	.000	2	6	8	8.0	4	0	2	6	0	4	4	4.0	
vs. Dayton	11/11/06	*	27	7-12	.583	0-1	.000	7-11	.636	6	7	13	10.5	2	0	1	8	0	1	21	12.5	
vs. Louisville	11/12/06	*	31	5-8	.625	0-0	.000	2-2	1.000	2	5	7	9.3	3	0	2	4	0	0	12	12.3	
SAMFORD	11/17/06	*	25	4-8	.500	0-0	.000	2-5	.400	3	8	11	9.8	3	0	2	0	1	2	10	11.8	
UL MONROE	11/20/06	*	30	3-15	.200	0-1	.000	6-8	.750	7	6	13	10.4	4	0	0	10	2	2	12	11.8	
CENTRAL ARK.	11/24/06	*	21	4-9	.444	0-0	.000	0-0	.000	1	5	6	9.7	3	0	1	4	1	1	8	11.2	
LIPSCOMB	11/25/06	*	23	3-9	.333	0-0	.000	0-2	.000	0	5	5	9.0	2	0	2	3	1	1	6	10.4	
at Georgia	11/29/06	*	24	3-8	.375	0-1	.000	1-1	1.000	2	4	6	8.6	2	0	1	6	0	0	7	10.0	
UT MARTIN	12/3/06	*	28	4-10	.400	0-0	.000	1-2	.500	2	5	7	8.4	4	0	4	6	1	1	9	9.9	
CREIGHTON	12/6/06	*	21	3-11	.273	0-1	.000	3-4	.750	3	6	9	8.5	3	0	1	3	0	3	9	9.8	
SE LOUISIANA	12/15/06	*	22	3-7	.429	0-0	.000	2-2	1.000	2	8	10	8.6	1	0	0	5	1	0	8	9.6	
ARKANSAS	12/18/06	*	21	0-7	.000	0-2	.000	2-3	.667	0	6	6	8.4	3	0	0	3	0	1	2	9.0	
at UTSA	12/29/06	*	24	5-9	.556	0-0	.000	4-6	.667	2	5	7	8.3	3	0	1	2	0	0	14	9.4	
vs. Kentucky	12/30/06	*	25	3-9	.333	0-0	.000	1-1	1.000	3	1	4	8.0	2	0	1	3	0	0	7	9.2	
UAB	1/2/07	*	28	4-7	.571	0-0	.000	5-6	.833	2	4	6	7.9	3	0	1	0	0	1	13	9.5	
SMU	1/5/07	*	24	3-10	.300	0-0	.000	3-4	.750	4	5	9	7.9	3	0	2	4	1	2	9	9.4	
TULSA	1/7/07	*	31	2-5	.400	0-0	.000	4-5	.800	0	6	6	7.8	3	0	0	2	0	0	8	9.4	
at USM	1/12/07	*	34	8-18	.444	0-2	.000	6-8	.750	5	9	14	8.2	3	0	1	5	0	3	22	10.1	
at UCF	1/14/07	*	24	2-7	.286	0-0	.000	2-5	.400	4	5	9	8.2	3	0	2	4	0	1	6	9.8	
MARSHALL	1/18/07	*	29	2-10	.200	0-0	.000	0-1	.000	6	3	9	8.3	2	0	1	5	1	3	4	9.6	
ECU	1/20/07	*	29	0-7	.000	0-0	.000	2-3	.667	4	9	13	8.5	2	0	2	3	0	2	2	9.2	
at UAB	1/27/07	*	34	3-11	.273	0-0	.000	1-3	.333	3	6	9	8.5	3	0	3	1	0	0	7	9.1	
at Marshall	2/1/07	*	28	4-9	.444	0-0	.000	1-1	1.000	2	6	8	8.5	4	0	2	3	0	1	9	9.1	
at East Carolina	2/3/07	*	27	2-6	.333	0-0	.000	3-6	.500	3	5	8	8.5	4	0	2	7	0	0	7	9.0	
TULANE	2/7/07	*	32	2-10	.200	0-0	.000	5-6	.833	1	7	8	8.4	3	0	0	7	0	0	9	9.0	
at UTEP	2/10/07	*	20	1-4	.250	0-0	.000	0-0	.000	1	3	4	8.3	1	0	3	4	0	2	2	8.7	
USM	2/15/07	*	25	6-11	.545	0-0	.000	1-3	.333	3	3	6	8.2	2	0	1	3	0	1	13	8.9	
UCF	2/17/07	*	26	6-8	.750	0-0	.000	4-6	.667	0	7	7	8.1	2	0	0	2	1	1	16	9.1	
at Houston	2/22/07	*	19	2-4	.500	0-0	.000	0-3	.000	1	2	3	8.0	1	0	0	2	0	1	4	9.0	
at Rice	2/24/07	*	27	5-7	.714	0-0	.000	2-2	1.000	2	4	6	7.9	4	0	1	4	0	0	12	9.1	
vs. UTEP	3/1/07	*	21	3-8	.375	0-0	.000	1-2	.500	3	3	6	7.8	2	0	2	3	0	1	7	9.0	
Totals			31	806	104-269	.387	0-8	.000	71-113	.628	79	164	243	7.8	84	0	41	122	10	35	279	9.0

2006-07 Individual Stats

LADY TIGER BASKETBALL

#44 ADAMS, Hope

Opponent	Date	GS	Min	TOTAL		3-PTS		REBOUNDS		Off	Def	Tot	Avg	PF	FO	A	TO	Bik	Stl	Pt	Avg	
				FG-FGA	Pct	3FG-FGA	Pct	FT-FTA	Pct													
vs. Winthrop	11/10/06	2	0-1	.000	0-0	.000	0-0	.000	0	0	0	0.0	0	0	0	1	0	0	0	0	0.0	
vs. Dayton	11/11/06	19	2-6	.333	1-1	1.000	0-0	.000	4	0	4	2.0	4	0	0	1	0	1	0	1	5	2.5
vs. Louisville	11/12/06	4	0-0	.000	0-0	.000	0-0	.000	0	0	0	1.3	0	0	1	1	0	0	0	0	1.7	
SAMFORD	11/17/06	5	0-0	.000	0-0	.000	0-0	.000	0	0	0	1.0	0	0	0	1	0	0	0	0	1.3	
UL MONROE	11/20/06	21	3-5	.600	0-0	.000	1-2	.500	2	3	5	1.8	5	1	1	2	0	1	7	2.4		
CENTRAL ARK.	11/24/06	* 18	2-2	1.000	0-0	.000	0-0	.000	3	1	4	2.2	3	0	1	2	0	0	4	2.7		
LIPSCOMB	11/25/06	* 14	1-3	.333	0-0	.000	0-1	.000	2	2	4	2.4	2	0	0	2	0	1	2	2.6		
at Georgia	11/29/06	* 16	0-3	.000	0-1	.000	3-4	.750	3	0	3	2.5	0	0	0	2	0	0	3	2.6		
UT MARTIN	12/3/06	* 25	2-3	.667	1-1	1.000	0-0	.000	2	2	4	2.7	4	0	0	3	0	1	5	2.9		
CREIGHTON	12/6/06	12	0-1	.000	0-0	.000	2-2	1.000	0	0	0	2.4	2	0	1	0	0	0	2	2.8		
SE LOUISIANA	12/15/06	13	0-1	.000	0-0	.000	0-0	.000	1	1	2	2.4	0	0	0	2	0	0	0	2.5		
ARKANSAS	12/18/06	24	3-6	.500	1-2	.500	5-6	.833	8	2	10	3.0	4	0	0	1	0	0	12	3.3		
at UTSA	12/29/06	29	0-5	.000	0-1	.000	1-2	.500	1	2	3	3.0	3	0	1	1	0	0	1	3.2		
vs. Kentucky	12/30/06	12	2-4	.500	0-0	.000	0-0	.000	1	2	3	3.0	1	0	0	1	0	0	4	3.2		
UAB	1/2/07	18	1-4	.250	0-0	.000	0-0	.000	2	0	2	2.9	0	0	0	2	0	1	2	3.1		
SMU	1/5/07	14	2-5	.400	0-2	.000	0-0	.000	1	3	4	3.0	3	0	0	1	0	0	4	3.2		
TULSA	1/7/07	* 13	0-3	.000	0-1	.000	0-0	.000	0	0	0	2.8	0	0	1	1	0	0	0	3.0		
at USM	1/12/07	* 24	2-6	.333	0-0	.000	0-0	.000	1	5	6	3.0	2	0	0	0	0	0	4	3.1		
at UCF	1/14/07	* 23	1-2	.500	0-0	.000	1-2	.500	1	0	1	2.9	3	0	1	5	0	1	3	3.1		
MARSHALL	1/18/07	* 23	1-6	.167	0-0	.000	0-0	.000	3	1	4	3.0	3	0	2	3	0	0	2	3.0		
ECU	1/20/07	* 23	4-6	.667	1-2	.500	2-2	1.000	3	1	4	3.0	4	0	1	1	0	0	11	3.4		
at UAB	1/27/07	* 20	1-3	.333	0-1	.000	0-0	.000	3	1	4	3.0	4	0	0	2	0	0	2	3.3		
at Marshall	2/1/07	* 18	2-6	.333	1-2	.500	1-4	.250	1	1	2	3.0	2	0	1	2	0	0	6	3.4		
at East Carolina	2/3/07	* 18	0-2	.000	0-0	.000	0-0	.000	4	2	6	3.1	1	0	0	3	0	0	0	3.3		
TULANE	2/7/07	* 18	1-3	.333	0-0	.000	0-0	.000	1	2	3	3.1	2	0	0	1	1	0	2	3.2		
at UTEP	2/10/07	* 28	1-4	.250	0-0	.000	2-2	1.000	6	4	10	3.4	3	0	1	2	0	0	4	3.3		
USM	2/15/07	* 20	0-0	.000	0-0	.000	0-0	.000	0	2	2	3.3	2	0	0	3	0	0	0	3.1		
UCF	2/17/07	* 20	0-0	.000	0-0	.000	0-0	.000	0	2	2	3.3	2	0	0	3	0	0	0	3.1		
at Houston	2/22/07	* 22	0-1	.000	0-0	.000	0-0	.000	1	1	2	3.3	0	0	0	2	0	0	0	3.0		
at Rice	2/24/07	* 25	1-8	.125	0-1	.000	2-2	1.000	0	0	0	3.2	1	0	0	4	0	0	4	3.1		
vs. UTEP	3/1/07	* 23	2-8	.250	0-1	.000	2-2	1.000	0	1	1	3.1	2	0	3	2	0	0	6	3.2		
Totals		18	544	34-107	.318	5-16	.313	22-31	.710	54	39	93	3.1	60	1	15	54	1	6	95	3.2	

#52 GOOCH, Megan

Opponent	Date	GS	Min	TOTAL		3-PTS		REBOUNDS		Off	Def	Tot	Avg	PF	FO	A	TO	Bik	Stl	Pt	Avg
				FG-FGA	Pct	3FG-FGA	Pct	FT-FTA	Pct												
vs. Winthrop	11/10/06	* 24	2-2	1.000	0-0	.000	0-1	.000	2	0	2	2.0	1	0	0	1	0	0	4	4.0	
vs. Dayton	11/11/06	* 17	1-2	.500	0-0	.000	0-0	.000	2	0	2	2.0	1	0	0	3	0	0	2	3.0	
vs. Louisville	11/12/06	* 24	2-4	.500	0-0	.000	0-0	.000	2	3	5	3.0	3	0	0	1	1	0	4	3.3	
SAMFORD	11/17/06	* 24	0-2	.000	0-0	.000	3-4	.750	2	0	2	2.8	3	0	0	3	1	0	3	3.3	
UL MONROE	11/20/06	* 13	0-2	.000	0-0	.000	0-0	.000	0	0	0	2.2	2	0	1	0	2	0	0	2.6	
CENTRAL ARK.	11/24/06	17	2-5	.400	0-0	.000	0-0	.000	0	5	5	2.7	1	0	2	0	2	1	4	2.8	
LIPSCOMB	11/25/06	17	0-1	.000	0-0	.000	0-1	.000	3	0	3	2.7	2	0	1	1	2	0	0	2.4	
at Georgia	11/29/06	21	0-1	.000	0-0	.000	0-0	.000	0	4	4	2.9	2	0	0	1	1	0	0	2.1	
UT MARTIN	12/3/06	* 13	1-2	.500	0-0	.000	0-1	.000	1	1	2	2.8	2	0	0	0	0	0	2	2.1	
CREIGHTON	12/6/06	8	0-1	.000	0-0	.000	0-0	.000	0	2	2	2.7	2	0	0	1	0	0	0	1.9	
SE LOUISIANA	12/15/06	* 23	0-4	.000	0-0	.000	1-3	.333	2	2	4	2.8	3	0	1	0	0	0	1	1.8	
ARKANSAS	12/18/06	* 14	0-0	.000	0-0	.000	0-0	.000	0	1	1	2.7	0	0	0	0	0	0	0	1.7	
at UTSA	12/29/06	* 13	0-3	.000	0-0	.000	0-0	.000	3	1	4	2.8	2	0	0	2	0	0	0	1.5	
vs. Kentucky	12/30/06	* 20	1-3	.333	0-0	.000	0-0	.000	0	1	1	2.6	2	0	0	2	0	0	2	1.6	
UAB	1/2/07	* 19	0-3	.000	0-0	.000	4-4	1.000	1	3	4	2.7	1	0	0	1	2	1	4	1.7	
SMU	1/5/07	* 10	0-2	.000	0-0	.000	0-0	.000	1	2	3	2.8	1	0	0	1	0	0	0	1.6	
TULSA	1/7/07	11	1-1	1.000	0-0	.000	0-0	.000	0	0	0	2.6	1	0	1	2	0	0	2	1.6	
at USM	1/12/07	6	0-1	.000	0-0	.000	0-0	.000	1	0	1	2.5	2	0	0	0	0	1	0	1.6	
at UCF	1/14/07	8	1-1	1.000	0-0	.000	0-0	.000	0	1	1	2.4	1	0	0	1	0	0	2	1.6	
at Marshall	2/1/07	7	0-1	.000	0-0	.000	0-0	.000	0	1	1	2.4	1	0	0	0	0	2	0	1.5	
at East Carolina	2/3/07	11	0-0	.000	0-0	.000	0-0	.000	0	1	1	2.3	3	0	0	0	0	0	0	1.4	
TULANE	2/7/07	13	0-0	.000	0-0	.000	0-0	.000	0	2	2	2.3	0	0	1	0	0	0	0	1.4	
at UTEP	2/10/07	16	1-3	.333	0-0	.000	0-0	.000	2	0	2	2.3	1	0	2	2	0	1	2	1.4	
USM	2/15/07	13	0-4	.000	0-0	.000	0-2	.000	0	1	1	2.2	0	0	1	1	0	0	0	1.3	
UCF	2/17/07	* 10	2-4	.500	0-0	.000	2-2	1.000	2	0	2	2.2	2	0	1	1	0	0	6	1.5	
at Houston	2/22/07	18	3-5	.600	0-0	.000	0-0	.000	1	4	5	2.3	2	0	0	3	3	1	6	1.7	
at Rice	2/24/07	14	0-2	.000	0-0	.000	2-2	1.000	1	1	2	2.3	0	0	0	0	0	0	2	1.7	
vs. UTEP	3/1/07	1	0-0	.000	0-0	.000	0-0	.000	0	0	0	2.2	0	0	0	0	0	0	0	1.6	
Totals		13	405	17-59	.288	0-0	.000	12-20	.600	26	36	62	2.2	41	0	11	27	14	7	46	1.6

LADY TIGER BASKETBALL

2006-07 Box Scores

Game 1

Winthrop83
Memphis60

November 10, 2006
Louisville, Ky. (Knights Hall)

Devin Necaie led all players with 18 points, while freshman **Alyse Davis** scored 11 points in her first-ever collegiate contest, but Memphis was unable to overcome a 15-point half time deficit in the loss to Winthrop. Newcomer **Ashley Thornton** led the Lady Tigers on the glass with eight rebounds, while **Se'erra Fantroy** and **Aroha Jennings** each added five rebounds in the loss. Fantroy led Memphis with six assists in her first college game as the starting point guard.

VISITORS: Winthrop (1-0)

NAME	FG	3FG	FT	Reb	A	TO	B	S	PF	TP	MP
Rodd	5-15	3-8	0-0	4	0	3	0	1	0	13	30
Fann	6-11	0-1	2-2	10	0	2	0	2	3	14	20
vanDaalen	5-8	1-3	3-4	5	6	4	0	1	0	14	36
Hankins	6-10	3-5	2-3	6	6	2	0	4	2	17	32
Davenport	6-11	0-1	4-4	6	3	0	0	1	2	16	32
Fansler	1-3	0-1	0-0	2	1	2	1	0	3	2	17
Ryska	0-0	0-0	0-0	0	0	0	0	0	0	0	1
Drake	0-3	0-2	2-2	1	0	1	0	0	0	2	3
Leigh	0-0	0-0	0-0	0	0	0	0	0	0	0	1
Cole	0-0	0-0	0-0	1	0	1	0	0	0	0	3
Haugtvedt	1-2	0-1	3-4	3	0	0	2	1	2	5	20
Webb	0-0	0-0	0-1	4	0	1	0	0	0	0	5
TM				2							
TEAM	30-63	7-22	16-20	44	16	16	4	3	10	83	200
FG%	1st: 15-30(50.0)	2nd: 15-33(47.6)	Game: 47.6								
3FG	1st: 4-13(30.8)	2nd: 3-9(33.3)	Game: 31.8								
FT	1st: 11-14(78.6)	2nd: 5-6(83.3)	Game: 80.0								

HOME: Memphis (0-1)

NAME	FG	3FG	FT	Reb	A	TO	B	S	PF	TP	MP
Thornton	2-5	0-0	0-2	8	2	6	0	4	4	4	26
Gooch	2-2	0-0	0-1	2	0	1	0	0	1	4	24
Leonard	2-12	0-6	0-0	1	0	0	0	0	4	4	14
Necaie	7-18	4-14	0-0	3	2	2	0	1	1	18	32
Fantroy	3-7	3-6	0-0	5	6	4	0	1	2	9	35
Gorman	1-2	1-1	0-0	2	0	2	0	0	1	3	10
Green	0-2	0-2	0-0	0	0	0	0	0	1	0	4
Davis	4-7	2-4	1-1	4	3	1	0	0	1	11	27
Jones	0-0	0-0	0-0	0	0	0	0	0	1	0	6
Jennings	2-5	0-2	3-4	5	2	2	0	1	2	7	20
Adams	0-1	0-0	0-0	0	0	1	0	0	0	0	2
TM				1							
Team	23-61	10-35	4-8	31	15	19	0	7	18	60	200
FG%	1st: 11-32(34.4)	2nd: 12-29(41.4)	Game: 37.7								
3FG	1st: 4-20(20.0)	2nd: 6-15(40.0)	Game: 28.6								
FT	1st: 4-6(66.7)	2nd: 0-2(0.00)	Game: 50.0								

Officials: Tina Napier, Bruce Morris, Carol Comanita
Technical Fouls: None
Attendance: 200

SCORE BY PERIODS	1st	2nd	1OT	2OT	Total
Winthrop	45	38	--	--	83
Memphis	30	30	--	--	60

Game 2

Dayton96
Memphis71

November 11, 2006
Louisville, Ky. (Knights Hall)

Ashley Thornton posted her first career double-double as a Lady Tiger with a team-leading 21 points and 13 rebounds in the loss to Dayton. **Aroha Jennings** also had her first career double-digit scoring effort in a Memphis uniform, adding 13 points on 4-of-5 shooting from the field. Freshman **Robin Jones** added eight rebounds, including five offensive in her second collegiate game. **Se'erra Fantroy** added five rebounds for a second straight game.

VISITORS: Memphis (0-2)

NAME	FG	3FG	FT	Reb	A	TO	B	S	PF	TP	MP
Jennings	4-5	2-2	3-4	4	0	1	0	0	1	13	22
Thornton	7-12	0-1	7-11	13	1	8	0	1	2	21	27
Gooch	1-2	0-0	0-0	2	0	3	0	0	1	2	17
Necaie	2-7	2-4	0-0	1	1	3	0	0	1	6	20
Fantroy	1-3	1-3	0-0	5	3	4	5	0	2	3	24
Gorman	0-3	0-1	2-2	0	0	1	0	0	0	2	10
Green	0-1	0-1	0-1	2	0	2	0	1	3	0	6
Leonard	2-8	1-2	2-4	1	2	4	0	2	4	7	14
Phillips	1-2	0-1	0-0	3	1	4	0	0	1	2	10
Davis	1-2	0-1	0-0	2	2	1	0	0	2	2	15
Jones	2-8	0-0	4-7	8	0	1	0	2	4	8	16
Adams	2-6	1-1	0-0	4	0	1	0	1	5	4	19
TM				2							
TEAM	23-59	7-17	18-29	47	11	34	0	8	25	71	200
FG	1st: 10-27(37.0)	2nd: 13-32(40.6)	Game: 39.0								
3FG	1st: 3-7(42.9)	2nd: 4-10(40.0)	Game: 41.2								
FT	1st: 12-18(66.7)	2nd: 6-11(54.5)	Game: 62.1								

HOME: Dayton (1-1)

NAME	FG	3FG	FT	Reb	A	TO	B	S	PF	TP	MP
Strong	9-12	1-4	0-0	5	3	1	2	4	0	19	18
Oakland	1-2	0-0	0-0	2	0	1	2	0	3	2	13
Holterman	4-6	0-0	1-2	4	2	2	0	1	4	9	22
Armstrong	6-8	1-2	3-3	2	1	2	0	1	2	16	20
Cloxtton	2-4	0-1	0-0	0	6	0	0	2	0	4	12
Ross	2-7	1-1	3-4	4	1	1	2	1	0	8	25
Lund	1-7	1-6	0-0	1	1	0	0	0	1	3	20
Keil	2-2	0-0	0-3	4	0	4	0	1	5	4	15
Lindsey	3-3	1-1	5-6	2	0	2	0	3	2	12	14
Guin	5-8	1-3	3-5	2	5	2	0	0	3	14	19
Rosche	0-0	0-0	1-2	1	0	0	0	2	1	1	4
Peterink	1-4	0-2	2-4	1	1	0	1	3	5	4	18
TM				1							
Team	36-63	6-20	18-29	29	26	26	15	7	18	200	
FG%	1st: 21-33(63.6)	2nd: 15-30(50.0)	Game: 57.1								
3FG	1st: 5-14(35.7)	2nd: 1-6(16.7)	Game: 30.0								
FT	1st: 7-12(58.3)	2nd: 11-17(64.7)	Game: 62.1								

Officials: Laura Morris, Steve Martin, Angie Enlund
Technical Fouls: None
Attendance: 200

SCORE BY PERIODS	1st	2nd	1OT	2OT	Total
Memphis	35	36	--	--	71
Dayton	54	42	--	--	96

Game 3

Louisville102
Memphis64

November 12, 2006
Louisville, Ky. (Knights Hall)

Paris Leonard had her first double-digit scoring outing of the year, finishing with a team-high 16 points in the loss at Louisville. **Ashley Thornton** had her second double-digit night of the young season, finishing with 12 points and a team-high seven rebounds. Freshman **Se'erra Fantroy** added a career-high seven assists, adding eight points while **Megan Gooch** added five rebounds. **Devin Necaie** was held to single digits for a second straight game, finishing with nine.

VISITORS: Memphis (0-3)

NAME	FG	3FG	FT	Reb	A	TO	B	S	PF	TP	MP
Jennings	3-7	1-4	0-0	3	0	0	0	0	1	7	16
Thornton	5-8	0-0	2-2	7	2	4	0	0	3	12	31
Gooch	2-4	0-0	0-0	5	0	1	1	0	3	4	24
Necaie	3-9	3-8	0-0	4	0	3	0	0	2	9	25
Fantroy	2-4	0-1	4-4	3	7	1	0	0	0	8	30
Gorman	0-2	0-1	0-0	0	1	1	0	0	0	0	9
Green	1-2	1-1	0-0	0	1	0	0	0	0	3	8
Leonard	6-16	1-2	3-6	2	1	0	0	0	1	16	24
Phillips	0-1	0-0	0-0	0	0	0	0	0	0	0	1
Davis	0-2	0-1	2-2	3	1	0	0	1	3	2	11
Jones	0-3	0-0	3-4	2	1	2	1	0	1	3	17
Adams	0-0	0-0	0-0	0	1	1	0	0	0	0	4
TM				0							
TEAM	22-58	6-18	14-18	29	15	13	2	1	14	64	200
FG	1st: 13-29(44.8)	2nd: 9-29(31.0)	Game: 37.9								
3FG	1st: 4-9(44.4)	2nd: 2-9(22.2)	Game: 33.3								
FT	1st: 5-6(83.3)	2nd: 9-12(75.0)	Game: 77.8								

HOME: Louisville (3-0)

NAME	FG	3FG	FT	Reb	A	TO	B	S	PF	TP	MP
Tokova	4-5	0-0	0-1	6	5	2	0	0	3	8	24
Covington	2-5	0-0	0-0	5	0	0	1	1	1	4	22
McCoughtry	12-13	1-1	1-2	12	4	1	1	1	1	0	26
Barlow	1-6	1-4	0-0	1	7	1	0	1	0	3	21
Johnson	9-15	8-13	0-0	0	3	1	0	1	0	26	26
Smith	0-4	0-3	1-2	3	1	0	0	0	5	1	8
Slaughter	1-3	1-3	0-0	2	2	0	0	0	1	3	18
Radde	5-11	3-7	0-0	4	7	1	0	0	1	13	23
Faulkner	0-1	0-1	0-0	0	3	0	0	0	1	0	5
Olson	2-4	0-0	0-0	1	1	3	0	2	1	4	13
Wright	6-9	0-0	2-3	9	0	1	2	0	3	14	16
TM				2							
Team	42-76	14-32	4-8	45	33	10	4	6	16		

Game 4

Samford62
Memphis54

November 17, 2006

Memphis, Tenn. (Elma Roane Fieldhouse)

Devin Necaise led all Memphis players with 15 points and was one of three Lady Tigers to score double digits in the home-opening loss to Samford. **Paris Leonard** had her second straight double-digit outing, finishing with 11 points on 4-of-13 shooting, while **Ashley Thornton** added her second career double-double, finishing with 10 points and 11 rebounds. The Memphis bench was out-scored 31-20 in the loss.

VISITORS: Samford (1-1)

NAME	FG	3FG	FT	Reb	A	TO	B	S	PF	TP	MP
Pike	1-6	0-1	0-0	1	0	3	1	0	4	2	15
Smith	1-5	0-2	1-3	3	4	0	0	0	0	3	28
Munday	7-10	0-1	1-3	4	2	0	0	0	5	15	33
Towns	2-6	0-2	3-3	3	3	1	0	1	0	7	30
Insell	0-1	0-1	4-6	4	0	2	2	2	1	4	31
Okoli	0-2	0-1	0-0	0	1	0	0	0	0	1	2
Wilderotter	5-10	0-1	0-2	2	2	1	1	2	0	10	24
Maxwell	6-9	2-5	0-1	4	0	1	0	0	2	14	21
Pilkerton	3-4	1-2	0-1	1	1	2	0	1	4	7	16
TM				1							
TEAM	25-53	3-16	9-19	28	13	10	4	6	16	62	200
FG	1st: 12-27 (44.4)	2nd: 13-26 (50.0)	Game: 47.2								
3FG	1st: 1-8 (12.5)	2nd: 2-8 (25.0)	Game: 18.8								
FT	1st: 2-5 (40.0)	2nd: 7-14 (50.0)	Game: 47.4								

HOME: Memphis (0-4)

NAME	FG	3FG	FT	Reb	A	TO	B	S	PF	TP	MP
Jennings	1-7	0-4	0-0	5	2	0	0	1	1	2	27
Thornton	4-8	0-0	2-5	11	2	0	1	2	3	10	25
Gooch	0-2	0-0	3-4	2	0	3	1	0	3	3	24
Necaise	6-11	2-6	1-1	4	1	2	0	0	3	15	31
Fantroy	2-4	0-1	0-0	4	0	2	0	0	0	4	23
Green	2-4	1-2	0-0	4	1	2	0	1	2	5	18
Leonard	4-13	2-5	1-2	2	0	3	1	2	5	11	26
Davis	0-0	0-0	0-0	2	0	1	0	0	1	0	9
Jones	1-3	0-0	2-2	1	0	1	1	0	3	4	12
Adams	0-0	0-0	0-0	0	0	1	0	0	0	0	5
TM				3							
Team	20-52	5-18	9-14	38	6	15	4	6	21	54	200
FG%	1st: 8-22 (36.4)	2nd: 12-30 (40.0)	Game: 38.5								
3FG	1st: 3-10 (30.0)	2nd: 2-8 (25.0)	Game: 27.8								
FT	1st: 5-6 (83.3)	2nd: 4-8 (50.0)	Game: 64.3								

Officials: Park Van Nest, Melissa Lewis, Randy Robertson

Technical Fouls: None

Attendance: 759

SCORE BY PERIODS	1st	2nd	1OT	2OT	Total
Samford	27	35	--	--	62
Memphis	24	30	--	--	54

Game 5

UL Monroe69
Memphis50

November 20, 2006

Memphis, Tenn. (Elma Roane Fieldhouse)

Ashley Thornton had her third double-double in four games in the loss to UL Monroe, finishing with 12 points and tying her career-best with 13 rebounds. **Devin Necaise** added 12 points, but no other Memphis player scored more than six points in the loss as the bench was out-scored 38-22. Memphis shot just 23.2 percent from the field and was 2-for-12 from three-point range. **Aroha Jennings** and **Hope Adams** each added five rebounds in the loss.

VISITORS: UL Monroe (3-1)

NAME	FG	3FG	FT	Reb	A	TO	B	S	PF	TP	MP
Lloyd	1-2	0-0	1-2	7	1	3	3	3	2	3	26
Winston	2-7	0-0	2-3	3	1	1	5	0	4	6	19
O'Neal	4-8	0-1	3-5	4	3	2	0	2	3	11	26
Williams	2-7	0-1	4-4	5	0	3	0	1	1	8	12
Howard	2-7	2-4	2-2	3	2	3	0	3	1	8	27
Moore	2-3	0-1	3-6	2	1	3	0	2	3	7	14
Jackson	3-6	1-1	2-2	1	2	2	0	1	1	9	13
Carter	3-7	0-0	0-0	2	1	0	0	3	0	6	12
Carrier	0-2	0-1	0-0	2	0	1	0	0	0	0	8
Wallis	0-1	0-0	1-2	4	0	3	0	0	0	1	11
Davis	0-0	0-0	0-0	2	0	0	1	0	3	0	6
Adriaanz	1-1	0-0	1-4	2	0	1	0	0	4	3	6
Williams	3-7	0-0	0-0	2	1	2	0	1	2	6	14
Aldredge	0-1	0-1	1-3	2	0	0	0	1	0	1	6
TM				4							
TEAM	23-59	3-10	20-33	45	12	24	9	17	24	69	200
FG	1st: 8-29 (27.6)	2nd: 15-30 (50.0)	Game: 39.0								
3FG	1st: 0-6 (0.0)	2nd: 3-4 (75.0)	Game: 30.0								
FT	1st: 5-8 (62.5)	2nd: 15-26 (60.0)	Game: 60.6								

HOME: Memphis (0-5)

NAME	FG	3FG	FT	Reb	A	TO	B	S	PF	TP	MP
Davis	0-3	0-2	0-0	0	0	0	0	0	2	0	5
Thornton	3-15	0-1	6-8	13	0	10	2	2	4	12	30
Gooch	0-2	0-0	0-0	0	1	0	2	0	2	0	13
Necaise	3-9	2-6	4-4	1	0	3	0	0	3	12	29
Fantroy	2-5	0-1	0-1	3	3	3	1	1	1	4	29
Green	0-0	0-0	0-0	1	0	1	0	1	2	0	11
Leonard	0-5	0-2	0-0	1	0	1	1	0	0	0	10
Phillips	0-2	0-0	1-2	1	0	0	0	0	4	1	12
Jones	1-3	0-0	4-6	4	0	4	1	3	3	6	14
Jennings	1-7	0-0	6-6	5	3	3	1	2	2	8	26
Adams	3-5	0-0	1-2	5	1	2	0	1	5	7	21
TM				3							
Team	13-56	2-12	22-29	37	9	27	7	10	28	50	200
FG%	1st: 7-27 (25.9)	2nd: 6-29 (20.7)	Game: 23.2								
3FG	1st: 0-4 (0.0)	2nd: 2-8 (25.0)	Game: 16.7								
FT	1st: 9-12 (75.0)	2nd: 13-17 (76.5)	Game: 75.9								

Officials: June Courteau, Gina Cross, Erica Bradley

Technical Fouls: None

Attendance: 512

SCORE BY PERIODS	1st	2nd	1OT	2OT	Total
UL Monroe	21	48	--	--	69
Memphis	23	27	--	--	50

Game 6

Memphis90
Central Arkansas86

November 24, 2006

Memphis, Tenn. (Elma Roane Fieldhouse)

Devin Necaise led all players with 25 points on 7-for-14 shooting from the floor and a 6-for-6 stint from the free-throw line in Memphis' first win of the season. **Paris Leonard** added 12 points, while **Aroha Jennings** scored 11 points off the bench. **Alysse Davis** had her second double-digit outing, finishing with 10 points. **Se'erra Fantroy** and Jennings each led the team with seven rebounds, while Fantroy added a team-high five assists.

VISITORS: Central Arkansas (1-4)

NAME	FG	3FG	FT	Reb	A	TO	B	S	PF	TP	MP
Love	3-5	0-0	1-2	9	0	3	2	3	4	7	31
Oden	0-4	0-1	0-0	4	0	1	2	0	1	0	16
Williams	8-17	1-4	4-5	4	2	2	0	1	3	21	37
Randle	7-19	1-7	7-8	9	2	3	0	1	3	22	32
Dobbins	4-12	1-2	6-6	4	8	4	0	4	1	15	32
Piggee	2-5	0-0	0-0	1	1	0	0	1	1	4	10
Kellogg	0-3	0-2	0-0	2	0	1	0	0	0	0	9
Kelleybrew	0-1	0-0	0-0	0	0	0	0	0	0	4	4
Velazquez	0-1	0-0	2-2	0	0	0	0	0	1	2	9
Sample	4-9	3-6	0-0	4	0	0	0	0	2	22	11
Betts	0-3	0-1	4-4	1	0	0	0	0	1	4	9
TM				0							
TEAM	28-79	6-23	24-27	38	13	14	4	12	21	86	200
FG	1st: 13-42 (31.0)	2nd: 15-37 (40.5)	Game: 35.4								
3FG	1st: 3-12 (25.0)	2nd: 3-11 (27.3)	Game: 26.1								
FT	1st: 7-9 (77.8)	2nd: 17-18 (94.4)	Game: 88.9								

HOME: Memphis (1-5)

NAME	FG	3FG	FT	Reb	A	TO	B	S	PF	TP	MP
Thornton	4-9	0-0	0-0	6	1	4	1	1	3	8	21
Jones	2-6	0-0	2-2	2	1	2	0	0	2	6	13
Necaise	7-14	5-9	6-6	3	1	2	1	3	5	25	34
Fantroy	3-5	0-0	2-2	7	5	6	0	0	1	8	29
Adams	2-2	0-0	0-0	4	1	2	0	0	3	4	18
Green	0-0	0-0	2-2	3	4	3	0	0	2	2	15
Leonard	2-11	1-5	7-7	4	2	1	1	2	2	12	15
Phillips	0-0	0-0	0-0	0	0	1	0	1	2	0	4
Davis	4-8	2-4	0-0	2	1	1	0	1	1	10	11
Jennings	2-5	0-0	0-0	5	2	0	2	1	1	4	17
Gooch	2-5	0-0	0-0	5	2	0	2	1	1	4	17
TM				7							
Team	29-64	9-20	23-25	50	20	25	8	10	22	90	200
FG%	1st: 17-36 (47.2)	2nd: 12-28 (42.9)	Game: 45.3								
3FG	1st: 8-13 (61.5)	2nd: 1-7 (14.3)	Game: 45.0								
FT	1st: 4-4 (100.0)	2nd: 19-21 (90.5)	Game: 92.0								

Officials: Daryl Humphrey, Tina Costello, Meadow Overstreet

Technical Fouls: None

Attendance: 897

SCORE BY PERIODS	1st	2nd	1OT	2OT	Total
Memphis	36	50	--	--	86
Central Arkansas	46	44	--	--	90

LADY TIGER BASKETBALL

2006-07 Box Scores

Game 7

Memphis57
Lipscomb55

November 25, 2006

Memphis, Tenn. (Elma Roane Fieldhouse)

Memphis won its 16th Thanksgiving Classic tournament title with a win over Lipscomb. Three Lady Tigers scored double-digit points, led by 14 points from **Paris Leonard**. **Devin Necaïse** added 13 points and **Robin Jones** scored a career-high 12 points in the win. Jones led Memphis with seven rebounds, including five offensive, while **Ashley Thornton** added five rebounds. **Se'erra Fantroy** led the way with five assists and five steals. Necaïse was named tourney MVP and Leonard joined her on the All-Tournament Team.

VISITORS: Lipscomb (2-3)

NAME	FG	3FG	FT	Reb	A	TO	B	S	PF	TP	MP
Martin	2-5	1-1	5-6	6	2	1	0	1	3	10	32
Jones	3-6	0-2	1-2	11	2	3	0	0	3	7	32
Davis	2-5	0-0	2-6	4	0	2	0	0	3	6	18
Carrigan	2-8	2-7	0-0	2	4	4	0	2	3	6	28
Woods	3-6	3-5	2-3	4	2	5	0	1	0	11	35
Head	0-1	0-0	0-0	0	0	0	0	0	0	0	2
McGowan	1-3	1-2	0-0	1	1	4	0	0	0	3	15
Partin	0-1	0-1	0-0	2	0	3	0	1	2	0	13
Rollins	3-6	1-1	1-2	7	0	2	0	1	2	8	17
Viehmnn	0-1	0-0	4-6	1	1	1	3	0	0	4	8
TM				4							

TEAM 16-42 8-19 15-25 42 12 26 3 6 16 55 200

FG 1st: 6-17 (35.3) 2nd: 10-25 (40.0) Game: 38.1
3FG 1st: 3-8 (37.5) 2nd: 5-11 (45.5) Game: 42.1
FT 1st: 7-11 (63.6) 2nd: 8-14 (57.1) Game: 60.0

HOME: Memphis (2-5)

NAME	FG	3FG	FT	Reb	A	TO	B	S	PF	TP	MP
Thornton	3-9	0-0	0-2	5	2	3	1	1	2	6	23
Adams	1-3	0-0	0-1	4	0	2	0	1	2	2	14
Jones	4-7	0-0	4-7	7	0	0	0	0	1	12	25
Necaïse	5-15	1-7	2-2	4	1	2	0	0	3	13	31
Fantroy	3-9	0-2	0-0	2	5	1	0	5	2	6	33
Green	0-1	0-1	0-0	1	1	0	0	0	0	0	4
Leonard	7-15	0-3	0-2	2	0	0	0	3	0	14	23
Phillips	0-0	0-0	0-0	0	0	0	0	0	1	0	3
Davis	1-3	0-2	0-0	0	2	0	0	0	2	2	6
Jennings	1-5	0-2	0-0	4	2	3	0	0	5	2	21
Gooch	0-1	0-0	0-1	3	1	1	2	0	2	0	17
TM				4							

Team 25-68 1-17 6-15 36 14 12 3 10 20 57 200

FG% 1st: 13-38 (34.2) 2nd: 12-30 (40.0) Game: 36.8
3FG 1st: 0-8 (0.0) 2nd: 1-9 (11.1) Game: 5.9
FT 1st: 3-4 (75.0) 2nd: 3-11 (27.3) Game: 40.0

Officials: Eric Baker, Daryl Humphrey, Tina Costello

Technical Fouls: None

Attendance: 957

SCORE BY PERIODS	1st	2nd	1OT	2OT	Total
Memphis	22	33	--	--	55
Lipscomb	29	28	--	--	57

Game 8

No. 8 Georgia95
Memphis46

November 29, 2006

Athens, Ga. (Stegeman Coliseum)

Memphis battled turnovers and a hostile road crowd backing one of the nation's top 10 women's basketball teams in a loss at No. 8 Georgia. No Lady Tiger scored double-digit points, as Memphis hit just 27.8 percent from the field and was forced in to 29 turnovers. **Ashley Thornton** led Memphis with six rebounds, while **Paris Leonard** led the team with eight points. The loss snapped a two-game Lady Tiger winning streak.

VISITORS: Memphis (2-6)

NAME	FG	3FG	FT	Reb	A	TO	B	S	PF	TP	MP
Necaïse	3-8	0-2	0-0	1	0	3	0	0	2	6	20
Jones	1-5	0-0	2-2	3	0	0	0	0	3	4	15
Fantroy	1-3	0-1	1-2	2	1	2	0	1	0	3	23
Thornton	3-8	0-1	1-1	6	1	6	0	0	2	7	24
Adams	0-3	0-1	3-4	3	0	2	0	0	0	3	16
Green	2-3	2-3	1-2	2	0	2	0	1	1	7	16
Leonard	3-11	1-4	1-2	3	0	5	0	0	3	8	23
Phillips	0-2	0-2	0-0	2	0	1	0	1	0	0	7
Davis	0-3	0-2	0-0	4	0	1	1	0	1	0	16
Jennings	2-7	0-2	4-4	4	3	6	0	0	1	8	19
Gooch	0-1	0-0	0-0	4	0	1	1	0	2	0	21
TM				6							

TEAM 15-54 3-18 13-17 40 6 29 1 3 15 46 200

FG 1st: 6-24 (25.0) 2nd: 9-30 (30.0) Game: 27.8
3FG 1st: 3-10 (30.0) 2nd: 0-8 (0.0) Game: 16.7
FT 1st: 9-12 (75.0) 2nd: 4-5 (80.0) Game: 76.5

HOME: No. 8 Georgia (6-0)

NAME	FG	3FG	FT	Reb	A	TO	B	S	PF	TP	MP
Houts	7-13	2-6	0-0	3	5	1	0	10	2	16	31
Hardrick	3-9	1-5	0-0	3	4	1	1	3	3	7	30
Chambers	6-12	4-9	2-2	8	0	0	0	1	3	18	27
Darrah	5-8	2-2	1-2	4	4	0	0	1	1	13	21
Rowsey	5-12	0-0	1-1	6	3	2	1	1	0	11	27
Taylor	2-4	0-0	1-2	7	0	0	2	0	2	5	16
Marshall	7-16	0-3	0-2	5	3	2	0	3	4	14	31
Humphrey	5-6	1-2	0-1	6	0	3	2	0	4	11	17
TM				3							

Team 40-80 10-27 5-10 45 19 9 6 19 19 95 200

FG% 1st: 22-40 (55.0) 2nd: 18-40 (45.0) Game: 50.0
3FG 1st: 7-12 (58.3) 2nd: 3-15 (20.0) Game: 37.0
FT 1st: 3-6 (50.0) 2nd: 2-4 (50.0) Game: 50.0

Officials: Tina Napier, Lawson Newton, John Morningstar

Technical Fouls: None

Attendance: 2995

SCORE BY PERIODS	1st	2nd	1OT	2OT	Total
Georgia	54	41	--	--	95
Memphis	24	22	--	--	46

Game 9

UT Martin69
Memphis60

December 3, 2006

Memphis, Tenn. (FedExForum)

Devin Necaïse led Memphis with 16 points, while **Aroha Jennings** came off the bench to add 11 points, but Memphis gave up 32 points in the paint in a loss to UT Martin. The loss to UTM was the Skyhawks first win over Memphis in 18 tries. **Ashley Thornton** led the team in rebounding with seven boards and four assists and added nine points.

VISITORS: UT Martin (4-1)

NAME	FG	3FG	FT	Reb	A	TO	B	S	PF	TP	MP
Mitchell	3-8	0-0	2-4	11	1	2	1	2	3	8	19
Jackson	5-7	0-0	7-9	5	2	1	1	2	2	17	32
Maxey	4-11	0-0	0-0	4	0	1	0	1	1	8	26
Angler	0-4	0-2	0-0	0	0	3	0	0	1	0	16
Cox	3-7	2-5	2-2	1	4	2	0	2	0	10	29
Holeman	1-5	0-2	4-4	1	4	1	0	1	1	6	25
Glover	0-1	0-0	0-0	1	0	1	1	0	2	0	3
Carlile	1-6	1-5	0-0	0	0	1	1	1	1	3	20
Rivers	1-2	1-2	0-0	4	1	1	0	2	0	3	10
Willingham	0-1	0-0	0-0	0	0	1	0	0	0	0	3
Fuller	4-6	0-0	6-6	3	1	1	0	1	4	14	17
TM				6							

TEAM 22-58 4-16 21-25 36 13 16 4 12 15 69 200

FG 1st: 11-31 (35.5) 2nd: 11-27 (40.7) Game: 37.9
3FG 1st: 3-10 (30.0) 2nd: 1-6 (16.7) Game: 25.0
FT 1st: 4-4 (1.000) 2nd: 17-21 (81.0) Game: 84.0

HOME: Memphis (2-7)

NAME	FG	3FG	FT	Reb	A	TO	B	S	PF	TP	MP
Thornton	4-10	0-0	1-2	7	4	6	1	1	4	9	28
Adams	2-3	1-1	0-0	4	0	3	0	1	4	5	25
Gooch	1-2	0-0	0-1	2	0	0	0	0	2	2	14
Necaïse	2-6	0-4	2-2	2	0	3	0	0	3	6	35
Fantroy	5-11	3-5	3-3	4	3	4	1	0	1	16	27
Green	1-2	1-2	0-0	2	2	1	0	2	2	3	14
Leonard	1-5	0-1	0-0	2	1	1	0	0	3	2	15
Phillips	0-0	0-0	0-0	0	0	0	0	0	0	0	1
Davis	0-0	0-0	0-0	0	1	1	1	0	1	0	7
Jones	1-3	0-0	4-4	2	1	2	0	1	1	6	12
Jennings	4-9	0-2	3-4	6	1	4	1	2	3	11	24
TM				2							

Team 21-51 5-15 13-16 33 13 26 4 7 24 60 200

FG% 1st: 9-19 (47.4) 2nd: 12-32 (37.5) Game: 41.2
3FG 1st: 2-6 (33.3) 2nd: 3-9 (33.3) Game: 33.3
FT 1st: 8-11 (72.7) 2nd: 5-5 (1.000) Game: 81.3

Officials: David Stewart, Gina Cross, Scott Starkey

Technical Fouls: None

Attendance: 419

SCORE BY PERIODS	1st	2nd	1OT	2OT	Total
UT Martin	29	40	--	--	69
Memphis	28	32	--	--	60

Game 10

Creighton89
 Memphis79

December 6, 2006

Memphis, Tenn. (Elma Roane Fieldhouse)

Memphis got just 19 points from its bench -- not enough despite three Lady Tigers scoring double digit points led by 24 points from senior **Devin Necaie**. **Aroha Jennings** added a career-high 18 points, including a 7-for-8 stretch from the free-throw line, while **Paris Leonard** scored double digits (12) for the 5th time in the first 10 games in the loss. **Alysse Davis** made her second start of the season, finishing with nine points. **Se'erra Fantroy** led all players with six assists, while **Ashley Thornton** added nine rebounds.

VISITORS: Creighton (1-7)

NAME	FG	3FG	FT	Reb	A	TO	B	S	PF	TP	MP
Kaus	4-9	3-6	0-0	5	1	2	0	0	5	11	30
Cain	5-7	0-0	3-4	6	5	3	0	4	3	13	21
Voss	1-2	0-0	0-0	3	0	2	0	0	4	2	10
Herring	6-11	2-3	2-5	2	3	3	0	1	1	16	32
Thrall	6-16	1-5	8-8	3	4	1	0	2	2	21	39
Schuetz	4-7	1-2	1-1	4	2	3	1	0	3	10	28
Neuvirth	2-4	0-0	2-2	7	2	4	0	0	1	6	24
Bronson	3-3	2-2	2-2	3	0	1	0	1	1	10	11
Frank	0-2	0-0	0-0	2	0	1	0	0	2	0	5
TM				2							

TEAM 31-61 9-18 18-22 37 17 20 1 8 22 89 200
 FG 1st: 17-30 (56.7) 2nd: 14-31 (45.2) Game: 50.8
 3FG 1st: 6-9 (66.7) 2nd: 3-9 (33.3) Game: 50.0
 FT 1st: 7-10 (70.0) 2nd: 11-12 (91.7) Game: 81.8

HOME: Memphis (2-8)

NAME	FG	3FG	FT	Reb	A	TO	B	S	PF	TP	MP
Davis	3-5	1-2	2-2	1	0	1	0	0	1	9	11
Jennings	5-9	1-3	7-8	7	1	5	1	3	3	18	32
Thornton	3-11	0-1	3-4	9	1	3	0	3	3	9	21
Necaie	7-11	5-7	5-6	6	3	3	0	2	1	24	30
Fantroy	0-2	0-0	0-0	1	6	0	0	1	3	0	25
Green	0-1	0-1	0-0	2	5	0	2	1	0	17	
Leonard	4-14	1-4	3-4	1	3	0	1	1	3	12	23
Phillips	0-0	0-0	0-0	0	0	0	0	0	0	0	4
Jones	2-5	0-0	1-2	5	1	1	0	1	2	5	17
Adams	0-1	0-0	2-2	0	1	0	0	0	2	2	12
Gooch	0-1	0-0	0-0	2	0	1	0	0	2	0	8
TM				1							

Team 24-60 8-18 23-28 33 18 19 2 13 21 79 200
 FG% 1st: 12-27 (44.4) 2nd: 12-33 (36.4) Game: 40.0
 3FG 1st: 5-10 (50.0) 2nd: 3-8 (37.5) Game: 44.4
 FT 1st: 9-13 (69.2) 2nd: 14-15 (93.3) Game: 82.1

Officials: Felicia Grinter, Dawn Marsh, Park Van Nest
 Technical Fouls: None
 Attendance: 286

SCORE BY PERIODS	1st	2nd	1OT	2OT	Total
Creighton	47	42	--	--	89
Memphis	38	41	--	--	79

Game 11

Memphis60
 Southeastern Louisiana45

December 15, 2006

Memphis, Tenn. (Elma Roane Fieldhouse)

Memphis snapped a three-game losing streak on the strength of three Lady Tigers in double-digits. **Aroha Jennings** led the team with 17 points off the bench, while **Alysse Davis** and **Robin Jones** each added 10 points. Davis was making her third start of the season, while Jones was 4-for-5 from the field off the bench. **Ashley Thornton** had her fourth double-digit rebounding night of the year, while Davis had seven boards. Nine of the 11 Lady Tigers who played scored points.

VISITORS: SE Louisiana (6-4)

NAME	FG	3FG	FT	Reb	A	TO	B	S	PF	TP	MP
Williams	6-12	0-0	2-4	5	0	4	0	0	1	14	27
Cain	1-4	0-0	1-2	8	0	1	2	2	3	21	
Necaie	2-9	1-5	2-2	3	1	4	0	3	1	7	29
Miller	4-13	0-1	2-5	5	0	1	2	0	4	10	31
Wilson	1-4	1-4	0-0	0	1	1	0	1	0	3	22
Carlin	2-8	0-1	0-0	2	0	2	0	0	1	4	23
Gross	0-4	0-0	2-4	6	1	1	0	0	2	2	21
Sinclair	0-0	0-0	2-2	0	0	0	0	0	0	2	1
Iglesias	0-0	0-0	0-0	0	0	1	0	0	0	0	9
Labat	0-2	0-0	0-0	0	0	1	0	0	1	0	9
Porter	0-0	0-0	0-0	2	0	0	0	0	0	0	5
Ivory	0-0	0-0	0-0	0	0	1	0	1	0	0	2
TM				3							

TEAM 16-56 2-11 11-19 34 3 17 4 7 12 45 200
 FG 1st: 7-30 (23.3) 2nd: 9-26 (34.6) Game: 28.6
 3FG 1st: 2-8 (25.0) 2nd: 0-3 (0.0) Game: 18.2
 FT 1st: 5-10 (50.0) 2nd: 6-9 (66.7) Game: 57.9

HOME: Memphis (3-8)

NAME	FG	3FG	FT	Reb	A	TO	B	S	PF	TP	MP
Davis	5-11	0-4	0-0	7	3	2	0	0	3	10	27
Thornton	3-7	0-0	2-2	10	0	5	1	0	1	8	22
Gooch	0-4	0-0	1-3	4	1	0	0	0	3	1	23
Necaie	2-9	1-5	0-0	3	2	1	0	1	1	5	30
Fantroy	1-3	0-0	0-0	4	3	4	0	1	1	2	27
Green	0-1	0-1	1-2	1	3	0	0	1	2	1	11
Leonard	3-6	0-1	0-0	1	0	0	0	0	3	6	10
Phillips	0-0	0-0	0-0	0	0	0	0	0	1	0	2
Jones	4-5	0-0	2-2	3	1	1	1	1	0	10	14
Jennings	7-12	3-3	0-0	7	1	5	1	1	2	17	21
Adams	0-1	0-0	0-0	2	0	2	0	0	0	0	13
TM				4							

Team 25-59 4-14 6-9 46 14 20 3 5 17 60 200
 FG% 1st: 13-34 (38.2) 2nd: 12-25 (48.0) Game: 42.4
 3FG 1st: 2-7 (28.6) 2nd: 2-7 (28.6) Game: 28.6
 FT 1st: 0-0 (0.0) 2nd: 6-9 (66.7) Game: 66.7

Officials: Lisa Mattingly, Eric Baker, Scott Starkey
 Technical Fouls: None
 Attendance: 617

SCORE BY PERIODS	1st	2nd	1OT	2OT	Total
Memphis	21	24	--	--	45
SE Louisiana	28	32	--	--	60

Game 12

No. 25 Arkansas70
 Memphis54

December 18, 2006

Memphis, Tenn. (Elma Roane Fieldhouse)

Facing their second nationally-ranked opponent of the non-conference season, Memphis had three players in double-digits, but fell to No. 25 Arkansas. **Devin Necaie** led Memphis with 14 points on 4-of-7 shooting from the field, while **Hope Adams** had her first career double-double with 12 points and 10 rebounds, including eight offensive boards. **Paris Leonard** added 12 points and a team-high three steals in front of the largest home crowd of the season (979).

VISITORS: Arkansas (12-1)

NAME	FG	3FG	FT	Reb	A	TO	B	S	PF	TP	MP
Allen	5-6	0-0	1-2	5	2	1	0	1	2	11	19
Ervin	1-5	0-0	3-4	11	3	0	2	2	2	5	25
Washington-4-10	4-7	0-0	4	2	1	0	0	0	0	12	19
Vaughn	1-3	0-0	0-0	2	2	1	0	2	0	2	10
Ford	6-14	1-6	2-2	2	1	1	0	2	3	15	29
Roberts	0-1	0-0	0-0	1	0	1	0	1	0	1	14
Smith	2-4	0-0	1-2	2	1	1	0	1	4	5	14
Cosby	1-6	0-2	8-12	6	4	3	0	2	4	10	22
Howard	0-3	0-3	0-0	0	0	1	0	0	1	0	7
Jones	1-5	0-0	0-2	7	1	3	3	0	3	2	23
Brereton	2-2	0-0	0-0	0	0	0	0	1	2	4	4
Pfeifer	2-4	0-0	0-0	4	1	1	0	0	1	4	14
TM				4							

TEAM 25-63 5-18 15-24 48 17 14 6 11 23 70 200
 FG 1st: 11-32 (34.4) 2nd: 14-31 (45.2) Game: 39.7
 3FG 1st: 3-13 (23.1) 2nd: 2-5 (40.0) Game: 27.8
 FT 1st: 9-14 (64.3) 2nd: 6-10 (60.0) Game: 62.5

HOME: Memphis (3-9)

NAME	FG	3FG	FT	Reb	A	TO	B	S	PF	TP	MP
Davis	0-5	0-2	0-0	5	1	2	1	0	0	0	23
Thornton	0-7	0-2	2-3	6	0	3	0	1	3	2	21
Gooch	0-0	0-0	0-0	1	0	0	0	0	0	0	14
Necaie	4-7	2-5	4-4	3	0	4	0	0	4	14	19
Fantroy	1-9	0-3	2-2	4	3	4	0	1	2	4	29
Green	0-2	0-1	0-0	1	3	1	0	0	0	0	11
Leonard	5-12	0-3	2-4	0	0	0	0	3	2	12	17
Phillips	0-0	0-0	0-0	0	0	1	0	0	0	0	1
Jones	1-11	0-0	0-0	8	1	1	0	0	2	2	20
Jennings	3-9	1-4	1-2	3	1	1	0	2	2	8	21
Adams	3-6	1-2	5-6	10	0	1	0	0	4	12	24
TM				7							

Team 17-68 4-22 16-21 48 9 18 1 7 19 54 200
 FG% 1st: 8-37 (21.6) 2nd: 9-31 (29.0) Game: 25.0
 3FG 1st: 1-11 (9.1) 2nd: 3-11 (27.3) Game: 18.2
 FT 1st: 9-12 (75.0) 2nd: 7-9 (77.8) Game: 76.2

Officials: Jane Courteau, Nan Sisk, Park Van Nest
 Technical Fouls: None
 Attendance: 979

SCORE BY PERIODS	1st	2nd	1OT	2OT	Total
No. 25 Arkansas	34	36	--	--	70
Memphis	26	28	--	--	54

LADY TIGER BASKETBALL

2006-07 Box Scores

Game 13

UT San Antonio85
Memphis.....73

December 29, 2006

San Antonio, Texas (Convocation Center)

Despite a career-high 26 points from **Aroha Jennings**, Memphis lost its second straight game, falling to host UT San Antonio. **Ashley Thornton** added 14 points and seven rebounds in the loss, while **Se'erra Fantroy** had her second double-digit career scoring night with 13 points. Jennings also added seven rebounds to go with her 26 points, while also adding a team-high four assists.

VISITORS: Memphis (3-10)

NAME	FG	3FG	FT	Reb	A	TO	B	S	PF	TP	MP
Necaise	2-9	1-4	2-2	2	0	2	0	0	1	7	30
Davis	3-8	0-3	0-0	4	2	1	0	0	4	6	18
Fantroy	5-7	0-1	3-4	5	2	4	0	2	2	13	28
Thornton	5-9	0-0	4-6	7	1	2	0	0	3	14	24
Gooch	0-3	0-0	0-0	4	0	2	0	0	2	0	13
Green	0-3	0-2	0-0	1	0	1	0	1	1	0	12
Leonard	1-3	0-1	0-0	1	1	2	0	2	0	2	6
Phillips	0-0	0-0	0-0	1	0	0	0	0	0	0	2
Jones	1-3	0-0	2-2	3	0	1	0	0	3	4	11
Jennings	8-18	2-6	8-8	7	4	2	0	1	2	26	18
Adams	0-5	0-1	1-2	3	1	1	0	0	3	1	29
TM				4							

TEAM 25-68 3-18 20-24 11 18 0 6 21 73 200
 FG 1st: 12-33 (36.4) 2nd: 13-35 (37.1) Game: 36.8
 3FG 1st: 2-8 (25.0) 2nd: 1-10 (10.0) Game: 16.7
 FT 1st: 5-6 (83.3) 2nd: 15-18 (83.3) Game: 83.3

HOME: UT San Antonio (3-8)

NAME	FG	3FG	FT	Reb	A	TO	B	S	PF	TP	MP
Ewalefo	10-19	2-2	3-6	5	0	3	0	1	2	25	38
Davis	4-9	2-5	1-1	2	1	2	0	1	3	11	33
Freeman	5-13	5-12	2-2	4	6	2	0	4	4	17	40
Gibbs	5-9	0-0	9-11	12	6	4	1	1	3	19	37
Bogán	0-0	0-0	2-2	3	2	2	0	0	3	2	22
Oliveira	1-2	0-0	1-2	0	0	1	0	0	0	3	4
Burks	0-0	0-0	0-0	2	2	1	1	0	1	0	4
Garcia	0-1	0-0	0-0	0	1	0	0	0	0	0	5
Laing	2-5	0-0	4-5	3	0	2	0	1	5	8	15
Freeman	0-0	0-0	0-0	0	0	0	0	0	0	0	2
TM				4							

Team 27-58 9-19 22-29 35 18 17 2 8 21 85 200
 FG% 1st: 17-34 (50.0) 2nd: 10-24 (41.7) Game: 46.6
 3FG 1st: 5-11 (45.5) 2nd: 4-8 (50.0) Game: 47.4
 FT 1st: 6-7 (85.7) 2nd: 16-22 (72.7) Game: 75.9

Officials: Scott Starkey, Larry Sciambra, Julie Sharp
Technical Fouls: None
Attendance: 429

SCORE BY PERIODS	1st	2nd	1OT	2OT	Total
UT San Antonio	31	42	--	--	75
Memphis	45	40	--	--	85

Game 14

Kentucky86
Memphis51

December 30, 2006

San Antonio, Texas (Convocation Center)

Facing a second SEC opponent in the month of December, Memphis played a solid first half, but was wore down inside by a much bigger Wildcat squad in the loss. **Aroha Jennings** and **Alysse Davis** were the lone Memphis players to score double-digit points, with 10 each, but the Lady Tigers got points from nine of the 10 players who played. **Ashley Thornton** was held to just five rebounds while being outsized down low.

VISITORS: Memphis (3-11)

NAME	FG	3FG	FT	Reb	A	TO	B	S	PF	TP	MP
Necaise	3-5	2-3	1-1	4	0	1	0	2	1	9	29
Davis	4-10	1-4	1-2	2	1	1	1	0	4	10	30
Fantroy	2-5	0-0	0-1	5	1	9	0	1	0	4	31
Thornton	3-9	0-0	1-1	4	1	3	0	0	2	7	25
Gooch	1-3	0-0	0-0	1	0	2	0	0	2	2	21
Green	0-1	0-0	0-0	0	1	0	0	0	2	0	9
Leonard	1-3	0-0	0-0	1	0	2	0	0	0	2	6
Jones	0-3	0-0	3-4	4	0	1	0	0	2	3	9
Jennings	3-10	2-4	2-2	4	2	5	0	2	4	10	27
Adams	2-4	0-0	0-0	3	0	1	0	0	1	4	12
TM				4							

TEAM 19-54 5-11 8-11 32 6 25 1 5 18 51 200
 FG 1st: 15-30 (50.0) 2nd: 4-24 (16.7) Game: 35.2
 3FG 1st: 3-6 (50.0) 2nd: 2-5 (40.0) Game: 45.5
 FT 1st: 1-1 (100.0) 2nd: 7-10 (70.0) Game: 72.7

HOME: Kentucky (10-3)

NAME	FG	3FG	FT	Reb	A	TO	B	S	PF	TP	MP
Ormerod	4-7	0-2	0-0	2	4	2	0	1	3	8	29
Elliott	8-11	0-0	2-3	3	0	4	0	0	3	18	22
Mahoney	4-10	0-3	0-0	2	4	1	0	1	0	8	28
Bowman	3-5	0-1	0-2	2	1	0	0	1	1	6	26
Humphrey	5-11	0-0	0-0	12	4	1	1	3	1	10	29
Alcius	1-4	0-0	0-0	0	1	0	0	1	1	2	10
Watkins	0-1	0-0	6-6	4	1	0	0	1	3	6	9
Edelen	2-3	0-1	0-0	1	0	1	0	2	0	4	4
Jackson	4-6	0-0	4-8	5	0	1	2	0	3	12	17
Franklin	2-3	0-0	0-0	2	0	2	0	1	2	4	5
Pfeiffer	2-5	1-2	3-3	3	0	2	0	0	1	8	21
TM				3							

Team 35-66 1-9 15-22 39 15 15 3 11 18 86 200
 FG% 1st: 19-35 (54.3) 2nd: 16-31 (51.6) Game: 53.0
 3FG 1st: 0-6 (0.0) 2nd: 1-3 (33.3) Game: 11.1
 FT 1st: 7-12 (58.3) 2nd: 8-10 (80.0) Game: 68.2

Officials: Paula Ross, Bill Larance, Scott Starkey
Technical Fouls: None
Attendance: 200

SCORE BY PERIODS	1st	2nd	1OT	2OT	Total
Kentucky	45	41	--	--	86
Memphis	34	17	--	--	51

Game 15

UAB75
Memphis59

January 2, 2007

Memphis, Tenn. (Elma Roane Fieldhouse)

A cold-shooting first half kept Memphis on the wrong end of the C-USA opener against UAB. Memphis shot just 26.1 percent in the opening 20 minutes, while UAB knocked down 47.1 percent of its shots from the field. **Ashley Thornton** and **Devin Necaise** each scored 13 points, while **Se'erra Fantroy** added 11 points and two assists in the loss. Thornton led the team with six rebounds, while **Megan Gooch** had the first multiple block game of the year for the Lady Tigers, finishing with two stuffs.

VISITORS: UAB (6-7, 1-0 C-USA)

NAME	FG	3FG	FT	Reb	A	TO	B	S	PF	TP	MP
Rogers	4-10	0-1	0-0	3	3	2	0	3	4	8	18
Berry	2-2	0-0	0-0	2	0	0	0	1	2	4	7
Ingram	3-6	0-0	0-1	3	0	3	0	0	3	6	16
Guzman	8-13	2-5	5-5	5	2	0	0	1	1	23	27
Salaam	1-3	1-2	0-0	5	0	1	0	1	1	3	17
Settles	0-0	0-0	0-0	0	0	0	0	0	0	0	1
Davidson	1-7	1-5	0-0	2	2	2	0	0	0	3	22
Murray	2-4	1-2	1-1	7	2	2	0	0	3	6	14
Simpson	1-4	0-0	1-4	6	0	1	0	0	0	3	19
White	0-2	0-1	0-0	1	0	0	0	0	1	0	3
Jones	2-10	0-5	0-0	4	6	1	0	1	1	4	28
Moore	2-2	0-0	2-2	3	0	2	1	2	3	6	11
Scott	4-6	1-1	0-0	3	1	2	1	0	4	9	17
TM				2							

TEAM 30-69 6-22 9-13 46 16 16 2 9 23 75 200
 FG 1st: 16-34 (47.1) 2nd: 14-35 (40.0) Game: 43.5
 3FG 1st: 2-9 (22.2) 2nd: 4-13 (30.8) Game: 27.3
 FT 1st: 6-7 (85.7) 2nd: 3-6 (50.0) Game: 69.2

HOME: Memphis (3-12, 0-1 C-USA)

NAME	FG	3FG	FT	Reb	A	TO	B	S	PF	TP	MP
Davis	1-5	0-2	0-0	0	0	0	1	1	0	2	20
Thornton	4-7	0-0	5-6	6	1	0	0	1	3	13	28
Gooch	0-3	0-0	4-4	4	0	1	2	1	1	4	19
Necaise	3-10	2-5	5-5	5	1	3	0	2	2	13	32
Fantroy	5-6	0-0	1-1	0	2	3	0	1	1	11	27
Green	0-3	0-1	2-4	1	0	0	0	0	1	2	11
Leonard	2-4	1-1	0-1	1	0	4	1	0	3	5	12
Jones	0-1	0-0	0-2	4	0	1	1	0	0	0	14
Jennings	0-3	0-1	7-8	4	1	4	0	1	2	7	19
Adams	1-4	0-0	0-0	2	0	2	0	1	0	2	18
TM				3							

Team 16-46 3-10 24-31 30 5 18 5 8 13 59 200
 FG% 1st: 6-23 (26.1) 2nd: 10-23 (43.5) Game: 34.8
 3FG 1st: 2-5 (40.0) 2nd: 1-5 (20.0) Game: 30.0
 FT 1st: 14-17 (82.4) 2nd: 10-14 (71.4) Game: 77.4

Officials: Carol Comanita, Ronald Ledington, Park Van Next
Technical Fouls: None
Attendance: 492

SCORE BY PERIODS	1st	2nd	1OT	2OT	Total
UAB	40	35	--	--	75
Memphis	28	31	--	--	59

Game 16

SMU.....	97
Memphis.....	65

January 5, 2007

Memphis, Tenn. (Elma Roane Fieldhouse)

Memphis' only double-digit scorers came from the bench in a loss to SMU. **Aroha Jennings** led all Memphis players with 12 points, while **Jazmyn Green** and **Paris Leonard** each added 10 points. **Ashley Thornton** led the effort on the glass with nine rebounds, but Memphis gave up 38 points in the paint in the loss. Green also led the team with four assists, while **Alysse Davis**, **Ashley Thornton**, and **Paris Leonard** all recorded a block in the game.

VISITORS: SMU (10-4, 2-0 C-USA)

NAME	FG	3FG	FT	Reb	A	TO	B	S	PF	TP	MP
Wills	6-13	0-0	2-3	6	1	1	0	1	1	14	22
Dodds	3-10	1-1	6-6	7	2	2	2	1	3	13	22
Severin	1-4	0-0	1-2	6	0	0	0	0	1	3	18
Cobb	0-2	0-1	0-0	0	2	1	0	1	1	0	13
Shepherd	4-9	2-2	5-6	6	4	1	0	3	1	15	27
Gilliam	8-15	2-4	0-0	3	4	3	0	3	2	18	25
Starr	1-2	0-0	0-0	1	0	1	0	1	1	2	7
Gates	2-6	0-0	0-0	4	1	0	0	1	0	4	15
Samuels	3-5	3-5	2-2	1	4	0	0	2	0	11	27
Campbell	2-3	0-0	5-5	4	0	0	1	1	0	9	9
Barker	4-5	0-0	0-0	2	1	1	0	1	4	8	15
TM	2										

TEAM 34-74 8-13 21-24 42 19 10 3 15 14 97 200

FG 1st: 13-37 (35.1) 2nd: 21-37 (56.8) Game: 45.9

3FG 1st: 3-5 (60.0) 2nd: 5-8 (62.5) Game: 61.5

FT 1st: 12-13 (92.3) 2nd: 9-11 (81.8) Game: 87.5

HOME: Memphis (3-13, 0-2 C-USA)

NAME	FG	3FG	FT	Reb	A	TO	B	S	PF	TP	MP
Davis	2-7	2-4	0-0	6	1	3	1	0	2	6	26
Thornton	3-10	0-0	3-4	9	2	4	1	2	3	9	24
Gooch	0-2	0-0	0-0	3	0	1	0	0	1	0	10
Necaise	2-5	1-3	0-0	0	0	3	0	0	2	5	23
Fantroy	0-1	0-1	0-0	0	1	1	0	0	0	0	17
Green	4-7	2-4	0-0	3	4	0	0	1	1	10	23
Leonard	4-11	2-5	0-1	6	3	4	1	1	0	10	25
Jones	4-7	0-0	1-4	3	1	3	0	0	3	9	17
Jennings	4-7	1-1	3-4	1	2	4	0	2	4	12	21
Adams	2-5	0-2	0-0	4	0	1	0	0	3	4	14
TM	4										

Team 25-62 8-20 7-13 39 14 24 3 6 19 65200

FG% 1st: 11-36 (30.6) 2nd: 14-26 (53.8) Game: 40.3

3FG 1st: 5-11 (45.5) 2nd: 3-9 (33.3) Game: 40.0

FT 1st: 0-1 (0.0) 2nd: 7-12 (58.3) Game: 53.8

Officials: Lawson Newton, Wesley Dean, Gina Cross

Technical Fouls: None

Attendance: 421

SCORE BY PERIODS	1st	2nd	1OT	2OT	Total
SMU	41	56	--	--	97
Memphis	27	38	--	--	65

Game 17

Tulsa.....	87
Memphis.....	71

January 7, 2007

Memphis, Tenn. (Elma Roane Fieldhouse)

Three different starters scored double-digit points in a game that was close until the last seven minutes of the game. **Devin Necaise** scored 18 points, hitting 4 of 9 shots from three-point range, while **Aroha Jennings** scored 12 points. **Jazmyn Green** made her first career start, and responded with 10 points and a career-best eight steals, while adding a team-high four assists. **Ashley Thornton** led Memphis on the glass again, finishing with six rebounds.

VISITORS: Tulsa (6-9, 1-2)

NAME	FG	3FG	FT	Reb	A	TO	B	S	PF	TP	MP
Robbins	10-16	0-0	13-17	14	1	3	0	10	4	33	28
Brooks	7-10	0-0	2-2	7	2	3	0	3	2	16	29
Dreiling	3-4	0-0	4-4	4	2	2	0	0	3	10	19
Mays	4-12	0-1	2-2	4	4	3	0	0	1	10	38
Siemens	4-9	3-7	0-0	2	2	1	0	0	2	11	29
Gardner	0-0	0-0	0-0	1	1	2	0	0	1	0	15
Idlet	1-1	0-0	0-0	2	0	0	0	0	1	2	10
Mweather	2-4	1-2	0-1	1	0	3	0	1	1	5	18
Williams	0-2	0-0	0-0	4	0	4	0	0	3	0	14
TM	3										

TEAM 31-58 4-10 21-26 42 12 22 0 14 18 87 200

FG 1st: 13-30 (43.3) 2nd: 18-28 (64.3) Game: 53.4

3FG 1st: 2-5 (40.0) 2nd: 2-5 (40.0) Game: 40.0

FT 1st: 9-11 (81.8) 2nd: 12-15 (80.0) Game: 80.8

HOME: Memphis (3-14, 0-3 C-USA)

NAME	FG	3FG	FT	Reb	A	TO	B	S	PF	TP	MP
Jennings	3-9	1-4	5-6	2	3	3	0	2	4	12	30
Adams	0-3	0-1	0-0	0	1	1	0	0	0	0	13
Thornton	2-5	0-0	4-5	6	0	2	0	0	3	8	31
Green	3-9	1-6	3-4	2	4	3	0	8	1	10	24
Necaise	6-13	4-9	2-2	3	1	1	0	0	2	18	32
Leonard	3-9	2-4	0-0	3	1	4	1	1	2	8	21
Davis	2-4	2-3	0-0	0	2	0	2	1	3	6	14
Jones	3-3	0-0	1-1	2	0	1	0	0	5	7	7
Fantroy	0-1	0-1	0-0	1	2	2	0	1	0	0	18
Gooch	1-1	0-0	0-0	0	1	2	0	0	1	2	11
TM	4										

Team 23-57 10-28 15-18 23 13 21 1 13 21 71200

FG% 1st: 8-30 (26.7) 2nd: 15-27 (55.6) Game: 40.4

3FG 1st: 5-16 (31.3) 2nd: 5-12 (41.7) Game: 35.7

FT 1st: 9-11 (81.8) 2nd: 6-7 (85.7) Game: 83.3

Officials: Ralph Pickett, Felicia Grinter, Scott Starkey

Technical Fouls: None

Attendance: 1114

SCORE BY PERIODS	1st	2nd	1OT	2OT	Total
Tulsa	37	50	--	--	87
Memphis	30	41	--	--	71

Game 18

Southern Miss.....	76
Memphis.....	55

January 12, 2007

Hattiesburg, Miss. (Reed Green Coliseum)

Ashley Thornton tried to get her teammates fired up, but was the lone Lady Tiger to score double-digit points with 22 in the loss at USM. Thornton posted her fourth double-double of the year, adding 14 rebounds in the loss, while also leading the team with three steals. **Hope Adams** added six rebounds in the loss.

VISITORS: Memphis (3-15, 0-4)

NAME	FG	3FG	FT	Reb	A	TO	B	S	PF	TP	MP
Jennings	1-3	0-1	1-2	4	1	4	0	1	3	3	20
Thornton	8-18	0-2	6-8	14	1	5	0	3	3	22	34
Necaise	1-5	0-1	3-3	3	0	3	0	0	3	5	37
Fantroy	3-6	0-2	0-0	4	3	5	1	1	3	6	27
Adams	2-6	0-0	0-0	6	4	0	0	0	2	4	24
Green	0-2	0-0	0-0	2	0	2	0	1	2	0	13
Leonard	1-5	0-2	1-3	2	0	0	0	0	0	3	12
Davis	3-4	2-3	0-0	2	0	2	0	0	0	8	15
Jones	0-5	0-0	4-5	2	2	1	0	1	2	4	12
Gooch	0-1	0-0	0-0	1	0	0	0	1	2	0	6
TM	2										

TEAM 19-55 2-11 15-21 42 7 22 1 8 20 55200

FG 1st: 12-29 (41.4) 2nd: 7-26 (26.9) Game: 34.5

3FG 1st: 2-5 (40.0) 2nd: 0-6 (0.0) Game: 18.2

FT 1st: 6-9 (66.7) 2nd: 9-12 (75.0) Game: 71.4

HOME: Southern Miss (9-8, 3-1 C-USA)

NAME	FG	3FG	FT	Reb	A	TO	B	S	PF	TP	MP
Reed	6-15	2-6	4-7	1	2	3	2	1	2	18	37
Pittman	7-15	0-0	1-2	0	1	3	1	0	2	15	32
Biland	0-2	0-1	1-2	6	1	2	0	1	4	1	14
Eugene	8-18	0-0	8-8	9	2	3	1	2	4	24	28
Chaney	1-4	0-1	1-2	10	8	0	0	4	2	3	40
Patterson	3-6	1-3	0-0	0	1	0	0	0	1	7	18
Hubbard	0-1	0-0	2-2	1	0	0	0	0	0	2	2
Manuel	2-2	0-0	2-2	9	1	0	2	0	1	6	29
TM	2										

Team 27-63 3-11 19-25 38 16 11 6 8 16 76200

FG% 1st: 11-31 (35.5) 2nd: 16-32 (50.0) Game: 42.9

3FG 1st: 1-5 (20.0) 2nd: 2-6 (33.3) Game: 27.3

FT 1st: 11-12 (91.7) 2nd: 8-13 (61.5) Game: 76.0

Officials: Bob Trammell, Metta Roberts, Felicia Cushenberry

Technical Fouls: None

Attendance: 1531

SCORE BY PERIODS	1st	2nd	1OT	2OT	Total
Southern Miss	32	23	--	--	55
Memphis	34	42	--	--	76

LADY TIGER BASKETBALL

2006-07 Box Scores

Game 19

UCF77
Memphis.....62

January 14, 2007
Orlando, Fla. (UCF Arena)

Despite 24 points from junior **Aroha Jennings** and 13 points from **Paris Leonard**, no Lady Tiger starter hit double digits in a loss at UCF. **Ashley Thornton** led Memphis on the glass with nine rebounds, while **Robin Jones** added two blocks. UCF scored 30 points off 35 Lady Tiger turnovers to negate a 52.4 percent Lady Tiger shooting percentage in the first half.

VISITORS: Memphis (3-16, 0-5)

NAME	FG	3FG	FT	Reb	A	TO	B	S	PF	TP	MP
Davis	0-3	0-2	1-2	2	1	1	0	0	2	1	10
Thornton	2-7	0-0	2-5	9	2	4	0	1	3	6	24
Jones	2-4	0-0	0-0	4	2	4	2	0	4	4	16
Fantroy	2-4	0-1	0-0	4	2	5	0	1	4	4	25
Adams	1-2	0-0	1-2	1	1	5	0	1	3	3	23
Green	0-2	0-0	0-0	2	1	1	0	1	1	0	14
Leonard	4-10	3-4	2-2	1	2	4	0	1	4	13	17
Necaise	1-6	1-5	2-2	0	2	5	0	2	3	5	31
Jennings	7-11	2-2	8-8	4	1	5	0	3	2	24	32
Gooch	1-1	0-0	0-0	1	0	1	0	0	1	2	8
TM				4							
TEAM	20-50	6-14	16-21	32	14	35	2	10	27	62	200
FG	1st: 11-21 (52.4)	2nd: 9-29 (31.0)	Game: 40.0								
3FG	1st: 3-5 (60.0)	2nd: 3-9 (33.3)	Game: 42.9								
FT	1st: 4-6 (66.7)	2nd: 12-15 (80.0)	Game: 76.2								

HOME: UCF (6-12, 1-4 C-USA)

NAME	FG	3FG	FT	Reb	A	TO	B	S	PF	TP	MP
Miles	8-11	0-0	6-11	10	3	5	1	1	2	22	36
Akers	4-5	0-0	2-2	4	0	1	1	2	2	10	25
Long	3-6	0-0	5-7	5	4	6	0	4	3	11	34
Houston	7-14	4-9	2-3	2	2	5	0	2	2	20	34
Hudson	3-13	2-6	2-2	5	4	6	0	2	1	10	33
Cummings	1-5	0-0	2-2	1	4	1	0	2	0	2	19
Hurst	0-2	0-0	0-0	1	0	0	0	0	2	0	3
Thomas	1-1	0-0	0-0	0	0	0	0	1	3	2	5
Clarke	0-0	0-0	0-0	0	0	0	0	0	1	0	1
Gomes	0-0	0-0	0-0	2	0	0	0	0	1	0	3
Stroud	0-0	0-0	0-0	1	0	0	0	0	1	0	1
Fieser	0-0	0-0	0-0	1	0	3	0	0	4	0	6
TM				6							
Team	27-57	6-15	17-27	38	17	27	2	14	22	77	200
FG%	1st: 18-33 (54.5)	2nd: 9-24 (37.5)	Game: 47.4								
3FG	1st: 5-10 (50.0)	2nd: 1-5 (20.0)	Game: 40.0								
FT	1st: 3-3 (1.000)	2nd: 14-24 (58.3)	Game: 63.0								

Officials: Ken Drayton, Lydia Castro, Tina Costello
Technical Fouls: None
Attendance: 247

SCORE BY PERIODS	1st	2nd	1OT	2OT	Total
UCF	44	33	--	--	77
Memphis	29	33	--	--	62

Game 20

Marshall69
Memphis.....50

January 18, 2007
Memphis, Tenn. (Elma Roane Fieldhouse)

Memphis had balanced scoring, but had no answer inside for the Marshall bigs. **Aroha Jennings** led Memphis with 11 points, while **Jazmyn Green** came off the bench to add 10 points. **Ashley Thornton** added nine rebounds, including six on the offensive glass, while **Devin Ncaise** handed out four assists in the loss to Marshall.

VISITORS: Marshall (11-7, 4-2 C-USA)

NAME	FG	3FG	FT	Reb	A	TO	B	S	PF	TP	MP
Curry	2-3	0-1	0-0	3	4	1	0	3	2	4	20
King	0-2	0-0	1-2	3	1	0	0	0	0	1	19
Ishola	5-8	0-0	1-2	12	0	1	1	1	3	11	21
Withrow	1-7	1-2	3-4	6	7	3	0	3	1	6	29
Handy	2-4	0-0	0-0	4	6	0	1	2	4	19	19
Hudson	1-2	0-0	0-0	1	0	3	0	0	1	2	14
Barnette	3-8	2-6	6-10	1	1	2	0	2	1	14	20
Samis	6-12	2-4	0-0	5	2	4	0	0	3	14	24
Orsini	0-1	0-0	0-2	2	0	0	0	0	0	0	3
Hammond	3-5	2-3	2-7	1	1	0	0	1	2	10	14
Justice	0-0	0-0	0-0	0	0	2	0	0	1	0	11
James	1-1	0-0	1-2	1	0	0	0	0	0	3	6
TM				2							
TEAM	24-53	7-16	14-29	37	20	22	1	11	16	69	200
FG	1st: 11-23 (47.8)	2nd: 13-30 (43.3)	Game: 45.3								
3FG	1st: 4-6 (66.7)	2nd: 3-10 (30.0)	Game: 43.8								
FT	1st: 6-13 (46.2)	2nd: 8-16 (50.0)	Game: 48.3								

HOME: Memphis (3-17, 0-6 C-USA)

NAME	FG	3FG	FT	Reb	A	TO	B	S	PF	TP	MP
Jennings	5-8	0-2	1-2	4	2	5	0	2	4	11	28
Adams	1-6	0-0	0-0	4	2	3	0	0	3	2	23
Thornton	2-10	0-0	0-1	9	1	5	1	3	2	4	29
Necaise	2-13	1-11	3-3	4	4	4	0	2	2	8	37
Fantroy	2-4	0-1	0-0	1	0	3	0	4	1	4	17
Green	3-4	3-3	1-1	4	3	1	0	0	2	10	23
Leonard	2-8	0-5	0-0	1	1	3	0	1	4	4	12
Davis	2-8	1-5	0-0	2	0	1	2	3	1	5	16
Jones	1-3	0-0	0-0	4	0	4	0	0	3	2	15
TM				5							
Team	20-64	5-27	5-7	38	13	29	3	15	22	50	200
FG%	1st: 9-31 (29.0)	2nd: 11-33 (33.3)	Game: 31.3								
3FG	1st: 2-14 (14.3)	2nd: 3-13 (23.1)	Game: 18.5								
FT	1st: 4-5 (80.0)	2nd: 1-2 (50.0)	Game: 71.4								

Officials: Kelly Johnson, Steve Martin, Randy Robertson
Technical Fouls: None
Attendance: 437

SCORE BY PERIODS	1st	2nd	1OT	2OT	Total
Marshall	32	37	--	--	69
Memphis	24	26	--	--	50

Game 21

East Carolina69
Memphis.....57

January 20, 2007
Memphis, Tenn. (Elma Roane Fieldhouse)

For the second straight game, Memphis got scoring from everyone who played, but was wore down inside, as ECU scored 44 of their 69 points in the point in the win. **Aroha Jennings** led Memphis with 14 points, while **Hope Adams** added 11 points. **Ashley Thornton** had her sixth double-digit rebounding effort of the season, finishing with 13 boards. **Se'erra Fantroy** led Memphis with seven assists and four steals.

VISITORS: East Carolina (9-11, 4-3)

NAME	FG	3FG	FT	Reb	A	TO	B	S	PF	TP	MP
Days	2-4	0-0	2-2	13	0	2	0	0	4	6	19
Young	5-11	0-3	2-2	3	5	5	0	2	4	12	37
Slack	1-7	0-5	4-6	4	3	2	0	4	1	6	31
Terry	3-7	0-0	3-6	2	4	3	0	1	3	9	30
Husarova	1-4	0-2	0-0	2	1	0	0	3	2	15	15
Cochran	1-1	0-0	0-2	0	1	0	1	0	1	2	11
Franks	2-4	0-0	0-0	2	0	2	0	0	0	4	15
Manning	1-4	0-0	0-0	4	1	1	0	2	0	2	21
Mills	11-17	0-0	4-6	10	3	0	4	0	6	26	19
Mills, A.	0-0	0-0	0-0	0	0	0	0	0	0	0	2
TM				5							
TEAM	27-59	0-10	15-22	45	18	18	4	10	19	69	200
FG	1st: 16-36 (44.4)	2nd: 11-23 (47.8)	Game: 45.8								
3FG	1st: 0-7 (0.0)	2nd: 0-3 (0.0)	Game: 0.0								
FT	1st: 4-8 (50.0)	2nd: 11-14 (78.6)	Game: 68.2								

HOME: Memphis (3-18, 0-7 C-USA)

NAME	FG	3FG	FT	Reb	A	TO	B	S	PF	TP	MP
Jennings	4-15	2-4	4-4	6	2	3	0	2	1	14	33
Adams	4-6	1-2	2-2	4	1	1	0	0	4	11	23
Thornton	0-7	0-0	2-3	13	2	3	0	2	2	2	29
Necaise	1-10	1-7	1-2	1	1	1	0	1	5	4	33
Fantroy	1-5	1-2	2-2	3	7	3	0	4	3	5	24
Green	2-4	1-3	0-0	3	0	1	0	0	1	5	16
Leonard	2-7	1-3	0-2	2	1	1	0	0	3	5	12
Davis	3-9	0-5	0-0	0	0	0	0	0	0	6	15
Jones	2-3	0-0	1-3	2	0	4	0	0	1	5	15
TM				3							
Team	19-66	7-26	12-18	37	14	17	0	9	20	57	200
FG%	1st: 6-34 (17.6)	2nd: 13-32 (40.6)	Game: 28.8								
3FG	1st: 2-12 (16.7)	2nd: 5-14 (35.7)	Game: 26.9								
FT	1st: 5-9 (55.6)	2nd: 7-9 (77.8)	Game: 66.7								

Officials: Tina Napier, Carol Comanita, Eric Baker
Technical Fouls: None
Attendance: 417

SCORE BY PERIODS	1st	2nd	1OT	2OT	Total
East Carolina	36	33	--	--	69
Memphis	19	38	--	--	57

Game 22

UAB84
Memphis77

January 27, 2007

Birmingham, Ala. (Bartow Arena)

Despite a pair of 20-point plus games from two different Lady Tigers, plus a third double-digit game from **Alysse Davis**, Memphis fell to 0-8 in league play in the loss at UAB. **Devin Necaie** led Memphis with 24 points, including 6-for-13 shooting from three-point range, while **Aroha Jennings** added 21 points and eight rebounds. **Ashley Thornton** added nine rebounds playing in front of her hometown crowd, while **Jazmyn Green** handed out five assists.

VISITORS: Memphis (3-19, 0-8)

NAME	FG	3FG	FT	Reb	A	TO	B	S	PF	TP	MP
Jennings	6-14	3-5	6-9	8	3	5	0	0	1	21	35
Thornton	3-11	0-0	1-3	9	3	1	0	0	3	7	34
Necaie	8-18	6-13	2-2	2	0	1	0	2	0	24	36
Fantroy	1-5	0-1	0-0	7	2	1	0	1	3	2	25
Adams	1-3	0-1	0-0	4	0	2	0	0	4	2	20
Green	2-2	1-1	0-0	1	5	1	0	0	3	5	15
Leonard	1-1	1-1	0-0	0	1	0	0	0	0	3	4
Davis	4-8	3-6	0-0	3	2	1	1	0	1	11	22
Jones	1-2	0-0	0-0	1	0	2	1	1	1	2	9
TM				4							

TEAM	27-64	14-28	9-14	39	16	14	2	4	17	77	200
FG	1st: 14-32 (43.8)	2nd: 13-32 (40.6)	Game: 42.2								
3FG	1st: 7-15 (46.7)	2nd: 7-13 (53.8)	Game: 50.0								
FT	1st: 4-6 (66.7)	2nd: 5-8 (62.5)	Game: 64.3								

HOME: UAB (11-9, 6-2 C-USA)

NAME	FG	3FG	FT	Reb	A	TO	B	S	PF	TP	MP
Rogers	10-17	6-9	2-3	11	6	0	1	2	4	28	39
Moore	0-1	0-0	0-0	2	0	0	0	0	1	0	10
Ingram	3-5	0-0	1-2	7	1	4	2	0	3	7	34
Guzman	7-14	2-7	6-7	6	2	2	0	1	4	22	32
Salaam	5-7	3-3	2-3	3	2	0	0	1	1	15	25
Murray	0-2	0-0	1-2	2	0	1	0	0	1	1	17
Simpson	1-3	0-0	0-0	1	2	0	0	0	1	2	14
Jones	3-14	2-8	1-1	0	3	2	1	2	0	9	29
TM				4							

Team	29-63	13-29	13-18	36	16	10	4	6	16	84	200
FG%	1st: 14-29 (48.3)	2nd: 15-34 (44.1)	Game: 46.0								
3FG	1st: 6-14 (42.9)	2nd: 7-15 (46.7)	Game: 44.8								
FT	1st: 2-2 (1.000)	2nd: 11-16 (68.8)	Game: 72.2								

Officials: June Corteau, Laura Morris, Erica Bradley

Technical Fouls: None

Attendance: 869

SCORE BY PERIODS	1st	2nd	1OT	2OT	Total
UAB	39	38	--	--	77
Memphis	36	48	--	--	84

Game 23

Marshall73
Memphis60

February 1, 2007

Huntington, W.V. (Cam Henderson Center)

Memphis came up on the short end of a physical match-up at Marshall. Three Lady Tigers scored double-digit points, while two ended up hitting the floor during the game. **Aroha Jennings** led Memphis with 13 points, while **Devin Necaie** and **Paris Leonard** each added 12. **Ashley Thornton** led the rebounders with eight caroms, while Jennings grabbed seven misfires. Devin Necaie became the 18th Lady Tiger in history to pass the 1,000 career point mark with her first three of the night.

VISITORS: Memphis (3-20, 0-9)

NAME	FG	3FG	FT	Reb	A	TO	B	S	PF	TP	MP
Jennings	4-7	1-1	4-4	7	2	2	1	1	3	13	26
Thornton	4-9	0-0	1-1	8	2	3	0	1	4	9	28
Necaie	4-14	4-11	0-0	2	1	2	0	4	1	12	39
Fantroy	0-4	0-3	0-0	4	1	5	0	2	3	0	23
Adams	2-6	1-2	1-4	2	1	2	0	0	2	6	18
Green	1-5	1-3	0-0	4	3	3	0	1	4	3	16
Leonard	3-8	1-3	5-9	2	0	0	1	2	4	12	18
Davis	1-6	1-5	0-0	1	1	3	0	1	0	3	12
Jones	1-6	0-0	0-2	4	1	1	0	1	3	2	13
Gooch	0-1	0-0	0-0	1	0	0	0	2	1	0	7
TM				8							

TEAM	20-66	9-28	11-20	43	12	21	2	15	25	60	200
FG	1st: 6-26 (23.1)	2nd: 14-40 (35.0)	Game: 30.3								
3FG	1st: 3-13 (23.1)	2nd: 6-15 (40.0)	Game: 32.1								
FT	1st: 3-9 (33.3)	2nd: 8-11 (72.7)	Game: 55.0								

HOME: Marshall (14-8, 7-2 C-USA)

NAME	FG	3FG	FT	Reb	A	TO	B	S	PF	TP	MP
Curry	4-11	2-5	3-4	10	4	2	0	3	4	13	33
King	3-8	1-1	3-4	3	2	3	0	2	3	10	25
Ishola	4-8	0-0	2-4	15	1	2	3	0	2	10	34
Withrow	6-14	2-9	6-6	4	5	3	1	3	0	20	34
Handy	2-6	0-1	0-0	2	3	5	0	1	1	4	27
Hudson	2-6	0-0	0-0	0	1	0	0	2	0	4	12
Barnette	0-0	0-0	3-8	2	0	0	0	0	1	3	6
Samis	1-7	0-0	0-0	6	1	1	0	0	0	2	7
Orsini	0-0	0-0	0-0	0	0	0	0	0	1	0	1
Hammond	1-6	1-3	2-2	4	0	3	0	0	2	5	13
Justice	0-1	0-1	2-3	2	0	1	1	0	2	2	7
James	0-0	0-0	0-2	1	0	0	0	0	0	0	1
TM				5							

Team	23-67	6-20	21-33	54	17	21	5	11	16	73	200
FG%	1st: 9-33 (27.3)	2nd: 14-34 (41.2)	Game: 34.3								
3FG	1st: 2-9 (22.2)	2nd: 4-11 (36.4)	Game: 30.0								
FT	1st: 8-12 (66.7)	2nd: 13-21 (61.9)	Game: 63.6								

Officials: Art Bomengen, Dennis Mayer, Steve Martin

Technical Fouls: None

Attendance: 505

SCORE BY PERIODS	1st	2nd	1OT	2OT	Total
Marshall	28	45	--	--	73
Memphis	18	42	--	--	60

Game 24

East Carolina79
Memphis57

February 3, 2007

Greenville, N.C. (Minges Coliseum)

Memphis had four double-digit scorers, but also had three players go scoreless against an East Carolina team that used the running game to set up its inside game. **Devin Necaie** led Memphis with 13 points, while **Paris Leonard** added 12 points. **Aroha Jennings** and **Jazmyn Green** each added 10 points in the loss. Leonard added a seven rebounds and two steals.

VISITORS: Memphis (3-21, 0-10)

NAME	FG	3FG	FT	Reb	A	TO	B	S	PF	TP	MP
Jennings	4-11	0-5	2-2	6	4	5	2	1	0	10	25
Thornton	2-6	0-0	3-6	8	2	7	0	0	4	7	27
Necaie	5-10	3-5	0-0	2	1	1	0	2	2	13	23
Fantroy	0-2	0-0	0-0	1	9	3	0	1	2	0	23
Adams	0-2	0-0	0-0	6	0	3	0	0	1	0	18
Green	3-11	3-8	1-2	1	2	1	0	2	1	10	17
Leonard	6-20	0-4	0-0	7	0	2	0	2	2	12	28
Davis	1-4	1-4	0-0	3	0	2	0	0	0	3	16
Jones	1-3	0-0	0-0	0	0	1	1	0	3	2	12
Gooch	0-0	0-0	0-0	1	0	0	0	0	3	0	11
TM				3							

TEAM	22-69	7-28	6-10	38	18	25	3	8	18	57	200
FG	1st: 11-26 (42.3)	2nd: 11-43 (25.6)	Game: 31.9								
3FG	1st: 4-11 (36.4)	2nd: 3-17 (17.6)	Game: 25.0								
FT	1st: 1-2 (50.0)	2nd: 5-8 (62.5)	Game: 60.0								

HOME: East Carolina (10-13, 5-5 C-USA)

NAME	FG	3FG	FT	Reb	A	TO	B	S	PF	TP	MP
Mills	7-11	0-0	1-1	6	0	4	1	0	4	15	19
Days	4-7	0-0	2-3	8	2	3	1	0	4	10	21
Young	4-10	1-2	0-0	2	10	5	0	1	2	9	31
Slack	3-8	2-5	2-2	6	2	4	0	2	2	10	30
Husarova	3-8	1-2	0-1	2	2	1	0	0	3	7	26
Cochran	0-2	0-0	0-2	0	0	2	0	0	0	0	4
Franks	1-2	0-0	0-0	2	1	0	0	0	2	2	8
Manning	4-6	0-0	3-5	9	0	2	1	2	1	11	27
Terry	4-7	0-0	3-5	4	5	1	2	2	1	11	29
Crumlin	2-4	0-0	0-0	2	0	0	0	0	0	4	3
Mills	0-1	0-0	0-0	2	0	2	0	0	1	0	2
TM				7							

Team	32-66	4-9	11-19	50	22	24	5	7	18	79	200
FG%	1st: 15-35 (42.9)	2nd: 17-31 (54.8)	Game: 48.5								
3FG	1st: 3-7 (42.9)	2nd: 1-2 (50.0)	Game: 44.4								
FT	1st: 5-9 (55.6)	2nd: 6-10 (60.0)	Game: 57.9								

Officials: Kim Watt, Nan Sisk, Ralph Pickett

Technical Fouls: None

Attendance: 1378

SCORE BY PERIODS	1st	2nd	1OT	2OT	Total
East Carolina					

LADY TIGER BASKETBALL

2006-07 Box Scores

Game 25

Tulane.....77
 Memphis.....61

February 7, 2007

Memphis, Tenn. (FedExForum)

Three Green Wave players came off the bench to score double-digits, making five Tulane players in the double-digit range in a 77-61 win over Memphis. Memphis got 16 points from freshman **Jazmyn Green** and nine points from **Ashley Thornton** and **Devin Necaise**, but could not match the balanced offense of Tulane. **Ashley Thornton** led Memphis with eight rebounds, while **Devin Necaise** added seven boards.

VISITORS: Tulane (20-4, 9-2 C-USA)

NAME	FG	3FG	FT	Reb	A	TO	B	S	PF	TP	MP
Sands	2-3	0-0	2-4	2	0	0	1	0	4	6	16
Brown	0-4	0-0	2-2	4	1	2	0	2	1	2	25
Langford	2-6	0-0	0-0	4	5	0	0	4	1	4	28
Montagnino5-15	1-0	0-0	8	3	2	0	1	1	11	26	
Henry	4-10	1-2	1-1	5	1	2	1	3	2	10	31
Luckhurst	4-11	2-7	0-0	3	3	3	0	4	2	10	20
Jackson	0-0	0-0	1-2	0	0	0	0	0	0	1	1
Valicevic	6-11	0-0	0-1	7	0	2	0	0	5	12	16
Staidum	3-5	0-0	2-2	3	0	1	0	0	0	8	12
Brown	0-0	0-0	0-0	0	1	0	1	0	0	0	1
Philpots	5-6	0-0	3-4	4	0	2	5	0	3	13	24
TM				3							

TEAM 31-71 4-17 11-16 43 13 15 7 15 19 77 200

FG 1st: 15-35 (42.9) 2nd: 16-36 (44.4) Game: 43.7
 3FG 1st: 3-10 (30.0) 2nd: 1-7 (14.3) Game: 23.5
 FT 1st: 9-10 (90.0) 2nd: 2-6 (33.3) Game: 68.8

HOME: Memphis (3-22, 0-11 C-USA)

NAME	FG	3FG	FT	Reb	A	TO	B	S	PF	TP	MP
Jennings	1-7	0-2	4-4	4	0	2	0	1	0	6	18
Thornton	2-10	0-0	5-6	8	0	7	0	0	3	9	32
Necaise	3-9	3-4	0-0	7	0	2	0	1	5	9	28
Fantroy	2-8	0-3	4-6	3	1	4	0	0	0	8	28
Adams	1-3	0-0	0-0	3	0	1	1	0	2	2	18
Green	6-9	2-3	2-3	4	1	0	1	4	1	16	24
Leonard	2-8	0-2	0-0	3	0	5	0	2	1	4	14
Davis	1-2	1-1	0-0	0	1	1	0	0	2	3	12
Jones	2-6	0-0	0-0	2	0	1	0	0	1	4	13
Gooch	0-0	0-0	0-0	2	1	0	0	0	0	0	13
TM				8							

Team 20-62 6-15 15-19 44 4 23 2 8 15 61200

FG% 1st: 9-30 (30.0) 2nd: 11-32 (34.4) Game: 32.3
 3FG 1st: 2-8 (25.0) 2nd: 4-7 (57.1) Game: 40.0
 FT 1st: 4-6 (66.7) 2nd: 11-13 (84.6) Game: 78.9

Officials: Beverly Roberts, Eric Baker, Scott Starkey

Technical Fouls: None

Attendance: 451

SCORE BY PERIODS

	1st	2nd	1OT	2OT	Total
Tulane	42	35	--	--	77
Memphis	24	37	--	--	61

Game 26

UTEP.....80
 Memphis.....58

Feb. 10, 2007

El Paso, Texas (Don Haskins Center)

Icy conditions in Memphis forced the Lady Tigers to miss their flight out of Memphis the day before the game, so Memphis landed that afternoon for a night game in El Paso, Texas. Given the travel schedule, it was no surprise that Memphis got off to a slow first-half start, hitting just 10 field goals in the opening 20 minutes. Memphis battled back in the second half, but was unable to overcome a 20-point first half deficit despite 18 points from **Aroha Jennings** and 15 from **Paris Leonard**.

VISITORS: Memphis (3-23, 0-12 C-USA)

NAME	FG	3FG	FT	Reb	A	TO	B	S	PF	TP	MP
Davis	3-10	1-5	0-0	6	0	4	0	2	0	7	28
Jennings	8-16	2-2	0-0	6	4	5	0	2	3	18	29
Thornton	1-4	0-0	0-0	4	3	4	0	2	1	2	20
Necaise	2-4	0-1	0-0	2	4	2	0	0	3	4	28
Fantroy	0-8	0-1	1-2	5	2	0	0	1	1	5	28
Green	0-1	0-1	0-0	1	1	1	0	2	1	0	14
Leonard	3-13	0-3	9-12	9	1	0	0	2	2	15	23
Jones	4-10	0-0	1-2	2	0	0	0	0	1	9	14
Gooch	1-3	0-0	0-0	2	2	2	0	1	1	2	16
TM				3							

TEAM 22-69 3-13 11-16 40 20 20 0 12 13 58200

FG 1st: 10-33 (30.3) 2nd: 12-36 (33.3) Game: 31.9
 3FG 1st: 2-6 (33.3) 2nd: 1-7 (14.3) Game: 23.1
 FT 1st: 2-4 (50.0) 2nd: 9-12 (75.0) Game: 68.8

HOME: UTEP (19-5, 8-4 C-USA)

NAME	FG	3FG	FT	Reb	A	TO	B	S	PF	TP	MP
Williams	8-15	0-1	1-2	10	0	2	0	0	3	17	25
Valtierra	4-5	2-3	1-1	5	4	0	1	2	0	11	33
Piekarska	4-9	0-1	1-2	4	1	3	6	0	1	9	28
Hughes	5-7	1-1	2-3	2	3	1	0	3	0	13	24
Krezel	2-7	0-5	2-2	1	4	7	2	2	4	6	26
Campbell	0-1	0-1	0-0	0	1	0	0	1	2	0	3
Taylor	2-8	1-4	0-0	6	6	2	0	2	2	5	23
Porras	2-4	0-0	4-5	6	2	0	1	0	0	8	10
Ray	0-2	0-0	0-0	1	0	1	1	0	3	0	4
Carrasco	0-0	0-0	0-0	1	0	1	0	0	0	0	0+
Launiainen	1-2	1-2	0-0	1	1	1	0	0	0	3	8
Marisett	4-7	0-1	0-0	5	1	1	2	1	3	8	16
TM				5							

Team 32-67 5-19 11-15 47 23 19 13 11 18 80200

FG% 1st: 16-34 (47.1) 2nd: 16-33 (48.5) Game: 47.8
 3FG 1st: 4-11 (36.4) 2nd: 1-8 (12.5) Game: 26.3
 FT 1st: 8-10 (80.0) 2nd: 3-5 (60.0) Game: 73.3

Officials: June Courteau, Tom Brow, Joe Ray Chavez

Technical Fouls: None

Attendance: 7212

SCORE BY PERIODS

	1st	2nd	1OT	2OT	Total
UTEP	44	36	--	--	80
Memphis	24	34	--	--	58

Game 27

Southern Miss.....85
 Memphis.....59

February 15, 2007

Memphis, Tenn. (Elma Roane Fieldhouse)

Memphis gave up 40 points in the paint in a loss to Southern Miss. The Lady Tigers had balanced scoring, led by 13 points from **Ashley Thornton** and 12 from **Devin Necaise**, but the defense allowed USM to hit 54.1 percent in the opening 20 minutes. **Alysse Davis** had a career-high five blocked shots in the game, while **Hope Adams** added her second double-digit rebounding effort of the season, finishing with 10 boards.

VISITORS: Southern Miss (13-13, 7-6 C-USA)

NAME	FG	3FG	FT	Reb	A	TO	B	S	PF	TP	MP
Reed	5-10	1-2	0-0	2	1	1	0	0	2	11	28
Pittman	6-16	0-0	0-0	0	1	2	0	1	2	12	33
Biland	7-13	4-5	1-1	11	2	1	1	2	4	19	30
Eugene	6-9	0-0	4-4	5	6	3	0	2	2	16	31
Chaney	5-7	1-2	2-3	11	12	1	0	2	2	13	40
Husband	0-5	0-2	0-0	2	0	0	0	0	2	0	3
Patterson	5-11	2-5	0-0	1	0	0	0	1	0	12	24
Manuel	1-1	0-0	0-0	0	0	0	2	0	4	2	11
TM				4							

TEAM 35-72 8-16 7-8 36 22 9 3 8 18 85200

FG 1st: 20-37 (54.1) 2nd: 15-35 (42.9) Game: 48.6
 3FG 1st: 7-12 (58.3) 2nd: 1-4 (25.0) Game: 50.0
 FT 1st: 3-3 (100.0) 2nd: 4-5 (80.0) Game: 87.8

HOME: Memphis (3-24, 0-13 C-USA)

NAME	FG	3FG	FT	Reb	A	TO	B	S	PF	TP	MP
Jennings	2-11	1-2	4-4	8	1	3	2	0	1	9	29
Adams	1-4	0-0	2-2	10	1	2	0	0	3	4	28
Thornton	6-11	0-0	1-3	6	1	3	0	1	2	13	25
Necaise	4-12	4-9	0-0	3	2	2	0	1	1	12	32
Fantroy	0-3	0-2	2-2	1	5	4	0	0	1	2	21
Green	3-6	1-3	0-0	3	2	3	0	2	3	7	18
Davis	2-5	2-3	1-2	3	1	1	5	0	1	7	21
Jones	0-1	0-0	5-6	4	0	0	0	0	1	5	13
Gooch	0-4	0-0	0-2	1	1	1	0	0	0	0	13
TM				2							

Team 18-57 8-22 15-21 41 14 19 7 4 13 59200

FG% 1st: 8-25 (32.0) 2nd: 10-32 (31.3) Game: 31.6
 3FG 1st: 4-9 (44.4) 2nd: 4-13 (30.8) Game: 36.4
 FT 1st: 9-13 (69.2) 2nd: 6-8 (75.0) Game: 71.4

Officials: Ralph Pickett, Jeff Caudle, Gina Cross

Technical Fouls: None

Attendance: 598

SCORE BY PERIODS

	1st	2nd	1OT	2OT	Total
Southern Miss	50	35	--	--	85
Memphis	29	30	--	--	59


Game 28

Memphis80
UCF73

February 17, 2007

Memphis, Tenn. (Elma Roane Fieldhouse)

Memphis snapped a losing streak with an 80-73 win over UCF on Senior Night in the Elma Roane Fieldhouse. Sophomore **Ashley Thornton** led the way with 16 points, while **Aroha Jennings** added 15 points. **Alysse Davis** was also well in to the double-digits, finishing with 14 points. Senior **Devin Necaïse** capped her Elma Roane Fieldhouse career with nine points and a team-high three assists, while **Megan Gooch** added six points and two rebounds.



VISITORS: UCF (8-19, 3-11 C-USA)

NAME	FG	3FG	FT	Reb	A	TO	B	S	PF	TP	MP
Miles	4-13	0-0	4-7	7	1	3	0	3	3	12	36
Akers	1-3	0-0	4-6	2	0	0	0	0	5	6	15
Cummings	6-13	0-1	0-0	6	6	6	0	2	2	12	39
Long	5-16	0-0	2-2	5	8	4	0	0	0	12	37
Houston	9-20	8-16	0-0	0	1	1	0	1	4	26	35
Hudson	0-1	0-1	0-0	0	0	0	0	0	2	0	5
Hurst	0-2	0-1	0-2	2	1	0	0	0	1	0	6
Thomas	1-3	0-0	0-0	7	1	2	0	1	5	2	17
Gomes	0-0	0-0	0-2	1	0	0	1	0	1	0	5
Stroud	0-0	0-0	0-0	1	0	0	0	0	0	0	1
Fieser	1-1	0-0	1-1	1	0	1	0	1	2	3	4
TM				4							

TEAM 27-72 8-19 11-20 36 18 18 1 8 25 73 200
 FG 1st: 13-33 (39.4) 2nd: 14-39 (35.9) Game: 37.5
 3FG 1st: 4-8 (50.0) 2nd: 4-11 (36.4) Game: 42.1
 FT 1st: 3-9 (33.3) 2nd: 8-11 (72.7) Game: 55.0

HOME: Memphis (4-24, 1-13 C-USA)

NAME	FG	3FG	FT	Reb	A	TO	B	S	PF	TP	MP
Thornton	6-8	0-0	4-6	7	0	2	1	1	2	16	26
Adams	0-0	0-0	0-0	2	0	3	0	0	2	0	20
Gooch	2-4	0-0	2-2	2	1	1	0	0	2	6	10
Necaïse	4-8	1-4	0-0	1	3	2	0	2	2	9	34
Fantroy	2-5	2-4	0-0	1	2	2	0	1	1	6	23
Green	2-3	1-2	0-2	4	2	4	0	1	1	5	22
Davis	6-8	2-4	0-0	1	3	0	0	1	1	14	26
Jones	2-4	0-0	5-10	2	1	5	1	0	3	9	12
Jennings	4-6	3-3	4-6	8	2	2	1	0	3	15	27
TM				5							

Team 28-46 9-17 15-26 33 14 21 3 6 17 80200
 FG% 1st: 15-27 (55.6) 2nd: 13-19 (68.4) Game: 60.9
 3FG 1st: 5-11 (45.5) 2nd: 4-6 (66.7) Game: 52.9
 FT 1st: 6-8 (75.0) 2nd: 9-18 (50.0) Game: 57.7

Officials: Eric Brewton, Mark Hardcastle, Eric Baker

Technical Fouls: None

Attendance: 670

SCORE BY PERIODS	1st	2nd	1OT	2OT	Total
Memphis	41	39	--	--	80
UCF	33	40	--	--	73

Game 29

Houston86
Memphis73

Feb. 22, 2007

Houston, Texas (Hofheinz Pavillion)

Memphis battled but came up short of a second straight win in a physical 86-73 loss at Houston. Junior **Aroha Jennings** led Memphis with 21 points, earning a shiner in the process off a scrum for an offensive rebound, while **Jazmyn Green**, **Alysse Davis** and **Devin Necaïse** all added double-digit points. But three Cougars scored over 20 points apiece to off-set the balanced Lady Tiger offense. Green also led Memphis on the boards with eight rebounds, including five offensive.

VISITORS: Memphis (4-25, 1-14 C-USA)

NAME	FG	3FG	FT	Reb	A	TO	B	S	PF	TP	MP
Jennings	7-12	3-7	4-4	4	2	3	0	0	2	21	23
Thornton	2-4	0-0	0-3	3	0	2	0	1	1	4	19
Necaïse	2-9	2-5	4-4	3	3	2	0	0	3	10	32
Fantroy	0-2	0-0	0-0	1	3	2	0	1	0	0	26
Adams	0-1	0-0	0-0	2	0	2	0	0	0	0	22
Green	4-11	2-5	6-9	8	5	1	0	2	1	16	22
Davis	3-8	2-4	3-4	2	0	1	1	1	1	11	24
Jones	2-5	0-0	1-2	1	0	0	0	1	2	5	14
Gooch	3-5	0-0	0-0	5	0	3	3	1	2	6	18
TM				2							

TEAM 23-57 9-21 18-26 31 13 16 4 7 12 73 200
 FG 1st: 13-31 (41.9) 2nd: 10-26 (38.5) Game: 40.4
 3FG 1st: 6-13 (46.2) 2nd: 3-8 (37.5) Game: 42.9
 FT 1st: 3-5 (60.0) 2nd: 15-21 (71.4) Game: 69.2

HOME: Houston (8-17, 5-10 C-USA)

NAME	FG	3FG	FT	Reb	A	TO	B	S	PF	TP	MP
Misa-Uli	1-3	0-0	1-2	2	1	2	0	1	4	3	14
James	8-12	1-2	4-4	10	4	4	0	1	4	21	36
McKinney	4-7	0-0	0-1	8	0	1	0	0	5	8	28
Obaze	8-13	6-10	2-2	3	4	1	0	3	3	24	40
Jackson	9-20	3-6	1-1	3	11	4	2	1	1	22	40
Joseph	1-9	0-0	0-0	12	2	3	0	0	2	2	26
Bradley	3-4	0-0	0-0	4	0	1	1	0	0	6	16
TM				2							

Team 34-68 10-18 8-10 44 22 16 3 6 19 86200
 FG% 1st: 18-37 (48.6) 2nd: 16-31 (51.6) Game: 50.0
 3FG 1st: 4-9 (44.4) 2nd: 6-9 (66.7) Game: 55.6
 FT 1st: 1-1 (1.000) 2nd: 7-9 (77.7) Game: 80.0

Officials: David Kramer, Amy Bonner, Chaney Muench

Technical Fouls: Houston: McKinney, Shaquaylon

Attendance: 517

SCORE BY PERIODS	1st	2nd	1OT	2OT	Total
Houston	41	45	--	--	86
Memphis	35	38	--	--	73

LADY TIGER BASKETBALL

2006-07 Box Scores

Game 30

Rice79
 Memphis.....46

February 24, 2007
 Houston, Texas (Autry Court)

The Lady Tigers struggled with the much-bigger Rice Owls on Rice's senior night in Houston. Memphis gave up 40 points in the paint and shot just 23.1 percent in the opening stanza in the loss. **Ashley Thornton** was the lone Lady Tiger to score double-digits, finishing with 12 points and a team-high six rebounds...**Alysse Davis** added two blocked shots in the loss.

VISITORS: Memphis (4-16, 1-15 C-USA)


NAME	FG	3FG	FT	Reb	A	TO	B	S	PF	TP	MP
Jennings	2-7	0-1	1-2	2	1	1	0	0	0	5	18
Thornton	5-7	0-0	2-2	6	1	4	0	0	4	12	27
Necaise	0-3	0-2	2-2	2	0	4	0	1	0	2	26
Fantroy	4-7	0-0	1-2	2	0	1	0	2	1	9	24
Adams	1-8	0-1	2-2	0	0	4	0	0	1	4	25
Green	3-7	1-2	0-0	5	2	3	0	2	2	7	26
Davis	1-7	0-1	0-0	4	2	1	2	0	0	2	22
Jones	1-4	0-0	1-2	4	0	4	1	0	0	3	18
Gooch	0-2	0-0	2-2	2	0	0	0	0	0	2	14
TM				5							
TEAM	17-52	1-7	11-14	32	6	22	3	5	8	46	200
FG	1st: 6-26 (23.1)		2nd: 11-26 (42.3)							Game: 32.7	
3FG	1st: 0-2 (0.0)		2nd: 1-5 (20.0)							Game: 14.3	
FT	1st: 5-6 (83.3)		2nd: 6-8 (75.0)							Game: 78.6	

HOME: Rice (17-12, 10-6 C-USA)

NAME	FG	3FG	FT	Reb	A	TO	B	S	PF	TP	MP
Stovall	3-8	1-2	0-0	2	2	0	1	0	1	7	28
Neaves	8-12	0-0	1-1	8	1	2	1	1	1	17	28
Loggins	0-6	0-2	0-0	7	0	0	0	0	2	0	22
Riverin	8-11	3-4	2-2	5	8	2	0	2	2	21	25
Frazier	5-14	1-5	0-0	2	6	3	0	3	1	11	27
Watts	1-3	1-2	0-0	1	2	0	1	2	3	3	17
Berezhyns	5-13	0-1	2-2	10	1	1	1	1	3	12	21
Fulton	4-9	0-1	0-0	2	4	2	0	0	1	8	17
Horne	0-3	0-2	0-0	3	1	1	0	0	2	0	15
TM				10							
Team	34-79	6-19	5-5	50	24	13	3	8	15	79	200
FG%	1st: 18-36 (50.0)		2nd: 16-43 (37.2)							Game: 43.0	
3FG	1st: 5-9 (55.6)		2nd: 1-10 (10.0)							Game: 31.6	
FT	1st: 3-3 (1.000)		2nd: 2-2 (1.000)							Game: 71.4	

Officials: Lawson Newton, Darci Doll, Kelly Johnson
Technical Fouls: None
Attendance: 785

SCORE BY PERIODS	1st	2nd	1OT	2OT	Total
Rice	44	35	--	--	79
Memphis	15	29	--	--	46



Game 31

UTEP84
 Memphis.....75

March 1, 2007
 Tulsa, Okla. (Donald W. Reynolds Center)

Memphis came back from a 13-point half-time deficit to take a lead with less than five minutes remaining, but ran out of luck in the opening round of the Conference USA tournament. **Aroha Jennings** led the Lady Tiger with 19 points and 13 rebounds, her first double-double of the season, while playing a career-high 39 minutes. **Devin Necaise** added 15 points with a team-high two steals, while **Se'erra Fantroy** and **Alysse Davis** each added nine points in the season finale.

VISITORS: Memphis (4-27)

NAME	FG	3FG	FT	Reb	A	TO	B	S	PF	TP	MP
Jennings	5-10	1-3	8-9	13	2	1	1	1	2	19	39
Thornton	3-8	0-0	1-2	6	2	3	0	1	2	7	21
Necaise	4-9	1-5	6-6	5	0	2	0	2	4	15	33
Fantroy	3-5	3-5	0-0	2	2	4	1	0	0	9	27
Adams	2-8	0-1	2-2	1	3	2	0	0	2	6	23
Green	2-6	1-3	0-0	5	3	4	0	0	3	5	20
Davis	3-4	3-4	0-0	3	2	3	0	0	3	9	18
Jones	0-2	0-0	5-6	2	1	5	0	1	2	5	18
Gooch	0-0	0-0	0-0	0	0	0	0	0	0	0	1
TM				1							
TEAM	22-52	9-21	22-25	38	15	24	2	5	18	75	200
FG	1st: 8-23 (34.8)		2nd: 14-29 (48.3)							Game: 42.3	
3FG	1st: 5-11 (45.5)		2nd: 4-10 (40.0)							Game: 42.9	
FT	1st: 13-14 (92.9)		2nd: 9-11 (81.8)							Game: 88.0	

HOME: UTEP (22-6)

NAME	FG	3FG	FT	Reb	A	TO	B	S	PF	TP	MP
Williams	2-7	0-1	2-4	9	0	0	0	1	1	6	21
Mariset	4-9	0-1	0-0	10	1	1	1	1	2	8	29
Taylor	3-7	1-4	3-4	1	3	3	0	1	1	10	29
Hughes	7-14	3-5	5-6	2	1	1	0	3	4	22	30
Valtierra	3-9	1-5	1-2	2	9	0	0	3	4	8	37
Krezel	4-8	3-6	0-0	2	0	3	0	2	1	11	24
Piekarska	7-12	1-3	4-4	3	2	2	2	2	4	19	26
Phelps	0-0	0-0	0-0	1	0	1	0	0	1	0	4
TM				1							
Team	30-66	9-25	15-20	31	16	11	3	13	18	84	200
FG%	1st: 18-36 (50.0)		2nd: 12-30 (40.0)							Game: 45.5	
3FG	1st: 7-16 (43.8)		2nd: 2-9 (22.2)							Game: 36.0	
FT	1st: 4-5 (80.0)		2nd: 11-15 (73.3)							Game: 75.0	

Officials: Terry Dahlem, Scott Herman, Ken Drayton
Technical Fouls: None
Attendance: 820

SCORE BY PERIODS	1st	2nd	1OT	2OT	Total
UTEP	47	37	--	--	84
Memphis	34	41	--	--	75



DEVIN NECAISE
GUARD
NECAISE CROSSING, MISS.

- Finished her career as the school's 16th-leading career scorer, finishing with 1,071 points...Scored her 1,000th career point at Marshall (Feb. 1, 2007), making her the 18th Lady Tiger to pass the 1,000 career point mark.
- Knocked down 180 three-point field goals over her four years, which ranks second in the Memphis history book.
- Played in 119 career games, tying for fifth-most in school history.
- Set a new school record with 550 career attempts from three-point range for her career...Also set a single season record for free-throw percentage (96.6, 2007)
- Voted to the C-USA All-Academic Team in 2006-07
- Graduated in May of 2007 with a degree in marketing.

MEGAN GOOCH
CENTER
GEORGETOWN, TEXAS

- Played in 111 career games, starting 52...Scored 229 points with 378 rebounds over her four-year career.
- Finished with 57 blocked shots over four years, which ranks sixth in the Memphis career record book.
- Also had 42 career assists and 54 steals.
- Graduated in May of 2007 with a degree in business management.