

RECORDS



Scoring Records	108-110	Annual Statistics	137
Rushing Records	110-113	Lou Groza Award	138
Passing Records	113-116	Honored Tigers	139-146
Receiving Records	116-118	Retired Jerseys	147
Total Offense Records ...	118-119	All-Star Games	148
All -Purpose Records	120	Bowl History	149-153
Punting Records	121-122	Undefeated Teams	154
Kicking Records	122-124	All-Time Coaches	155-157
Return Records	124-127	All-Time Lettermen ...	158-162
Defensive Records	127-129	Tigers in the Pros	163-164
Miscellaneous Records ...	129-130	All-Time Series Record ...	165-168
All-Time Leaders	131-133	Year-By-Year Results ...	169-175
The Last Time	134-136	Tiger Milestones	176



MEMPHIS

SCORING

SINGLE GAME

MOST POINTS SCORED (MIN. 18)

24	DeAngelo Williams vs Chattanooga	2004
24	DeAngelo Williams vs Houston	2004
24	DeAngelo Williams vs ECU	2004
24	Dante Brown vs Houston	2001
18	DeAngelo Williams vs UTC	2005
18	DeAngelo Williams vs Tulsa	2005
18	DeAngelo Williams vs Akron	2005
18	DeAngelo Williams vs Ole Miss	2003
18	DeAngelo Williams vs TTU	2003
18	Ryan White vs UAB	1999
18	Gerard Arnold vs Tulane	1999
18	Gerard Arnold vs Arkansas St.	1997
18	Russell Copeland vs Tennessee	1992
18	John Martin vs Tulane	1992
18	Larry Porter vs Arkansas State	1990
18	Billy Moody vs Louisville	1987
18	Jeff Womack vs Southwestern La.	1985
18	Paul Gowen vs Cincinnati	1971
18	Stan Davis vs Ole Miss	1971
18	Jay McCoy vs Wichita State	1970
18	Danny Pierce vs Southern Miss	1968
18	Bob Sherlag vs Mississippi St.	1965
18	Dave Casinelli vs The Citadel	1962
18	Dave Casinelli vs UT-Arlington	1962
18	Dave Casinelli vs The Citadel	1961
18	James Earl Wright vs The Citadel	1961
18	Don Coffee vs Tulsa	1961
18	Nick Bouni vs Southern Miss	1959
18	Bill Robertson vs Arkansas St.	1950
18	Frank Berry vs Tampa	1949

MOST TOUCHDOWNS (MIN. 3)

4	DeAngelo Williams vs Chattanooga	2004
4	DeAngelo Williams vs Houston	2004
4	DeAngelo Williams vs ECU	2004
4	Dante Brown vs Houston	2001
3	DeAngelo Williams vs Chattanooga	2005
3	DeAngelo Williams vs Tulsa	2005
3	DeAngelo Williams vs Akron	2005
3	DeAngelo Williams vs Ole Miss	2003
3	DeAngelo Williams vs TTU	2003
3	Gerard Arnold vs Tulane	1999
3	Gerard Arnold vs Arkansas St.	1997
3	Russell Copeland vs Tennessee	1992
3	John Martin vs Tulane	1992
3	Larry Porter vs Arkansas State	1990
3	Billy Moody vs Louisville	1987
3	Jeff Womack vs Southwestern La.	1985
3	Paul Gowen vs Cincinnati	1971
3	Stan Davis vs Ole Miss	1971
3	Jay McCoy vs Wichita State	1970
3	Danny Pierce vs Southern Miss	1968
3	Bob Sherlag vs Mississippi State	1965
3	Dave Casinelli vs The Citadel	1962
3	Dave Casinelli vs UT-Arlington	1962
3	Dave Casinelli vs The Citadel	1961
3	James Earl Wright vs The Citadel	1961
3	Don Coffee vs Tulsa	1961
3	Nick Bouni vs Southern Miss	1959
3	Bill Robertson vs Arkansas St.	1950
3	Frank Berry vs Tampa	1949

TOUCHDOWNS RESPONSIBLE FOR (MIN. 4)

5	Danny Wimprine vs Louisville	2004
5	Danny Wimprine vs Murray St.	2002
5	Danny Wimprine vs Army	2001
4	Danny Wimprine vs BGSU	2004
4	DeAngelo Williams vs ECU	2004
4	DeAngelo Williams vs Houston	2004
4	Danny Wimprine vs East Carolina	2003
4	Travis Anglin vs UT-Chattanooga	2001
4	Dante Brown vs Houston	2001
4	Bernard Oden vs UAB	1997
4	Steve Matthews vs Tulane	1992
4	Tim Jones vs Tulane	1989

4	Lloyd Patterson vs Auburn	1976
4	Danny Pierce vs Louisville	1969
4	Billy Fletcher vs Mississippi St.	1965

MOST PATS MADE KICKING (MIN. 7)

9	Pete Weeks vs Louisville	1969
8	Joe Allison vs Tulane	1992
8	Jack Carter vs Hardin-Simmons	1961
7	Stephen Gostkowski vs UTC	2005
7	Stephen Gostkowski vs UTC	2004
7	Stephen Gostkowski vs Tulane	2004
7	Ryan White vs Houston	2001
7	Pete Weeks vs Wichita State	1970
7	Roger Carter vs Cincinnati	1972
7	Hal McGeorge vs Virginia Tech	1973

MOST CONSECUTIVE PATS MADE (101)

101	Ryan White (101x101)	1998-01
-----	----------------------	---------

MOST POINTS KICKING (MIN. 13)

18	Ryan White vs UAB	1999
17	S. Gostkowski vs Arkansas St.	2004
16	Ryan White vs Cincinnati	1998
14	Stephen Gostkowski vs Marshall	2005
14	Stephen Gostkowski vs Ole Miss	2003
14	Joe Allison vs Tulane	1992
13	Stephen Gostkowski vs Louisville	2004
13	Ryan White vs Arkansas State	2000
13	Don Glosson vs Ole Miss	1983
13	Rusty Bennett vs NTSU	1977

YEAR-BY-YEAR SCORING LEADERS

YEAR	PLAYER	TDS	EP-EPA	FG-FGA	TP
2005	DeAngelo Williams - rb	19	-	-	114
2004	DeAngelo Williams - rb	23	-	-	138
2003	Stephen Gostkowski - pk	-	44-44	19-28	101
2002	Stephen Gostkowski - pk	-	32-37	9-14	59
2001	Dante Brown - rb	12	-	-	72
2000	Ryan White - pk	-	18-18	12-18	54
1999	Ryan White - pk	-	25-25	13-19	64
1998	Ryan White - pk	-	22-22	16-16	70
1997	Bernard Oden - qb	8	1-1	0-0	50
1996	Ted Lane - pk	0	12-13	12-18	48
1995	Drew Paimore - pk	-	10-10	4-11	22
1994	Luis Tejada - pk	-	9-10	13-17	48
1993	Joe Allison - pk	-	30-30	12-18	66
1992	Joe Allison - pk	-	32-32	23-25	101
1991	Joe Allison - pk	-	25-25	6-13	43
1990	Larry Porter - rb	9	-	-	54
1989	John Butler - pk	-	18-18	16-20	66
1988	John Butler - pk	-	20-22	14-19	62
1987	John Butler - pk	-	25-26	11-15	58
1986	John Butler - pk	-	7-8	7-9	28
1985	Don Glosson - pk	-	18-19	5-13	33
1984	Don Glosson - pk	-	18-19	15-16	63
1983	Don Glosson - pk	-	29-29	14-20	71
1982	Trell Hooper - qb	5	-	-	30
1981	Greg Hauss - pk	-	8-8	5-8	23
1980	Rusty Bennett - pk	-	11-11	8-13	35
1979	Richard Locke - fb	5	-	-	30
1978	Earrest Gray - wr	9	1-1	-	56
1977	Rusty Bennett - pk	-	21-22	13-20	60
1976	Lloyd Patterson - qb	7	-	-	42
1975	Terdell Middleton - rb	8	1-1	-	50
1974	Bobby Williams - pk	-	20-24	9-	47
1973	Hal McGeorge - pk	-	32-32	9-	59
1972	Dan Darby - rb	7	-	-	42
1971	Paul Gowen - rb	7	-	-	42
1970	Jay McCoy - rb	9	6-1	-	63
1969	Pete Weeks - pk	-	37-	5-	52
1968	Jay McCoy - rb	10	-	-	60
1967	Nick Pappas - wr	5	-	-	30
1966	Tom Wallace - rb	6	-	-	36
1965	Billy Fletcher - qb	6	24-	3-	69
1964	Billy Fletcher - qb	2	16-	7-	49
1963	Dave Casinelli - fb	14	-	-	84
1962	Russ Vollmer - qb	8	23-	-	72
1961	Jack Carter - qb	4	38-43	1-2	65
1960	Jack Carler - qb	3	29-36	2-3	53
1959	Nick Buoni - qb	7	1-4	-	44
1958	Paul Parrish - qb	4	2-	1-1	26
1957	Bob Schmidt - rb	5	5-7	-	35
1956	Bubba Leonard - qb	2	20-22	-	32
1955	Andy Nelson - rb	6	-	-	42
1954	Andy Nelson - rb	6	-	-	36
1953	Ollie Keller - qb	3	10-	-	28
1952	Ralph Messer - rb	4	-	-	24
1951	Ralph Messer - rb	4	-	-	24
	Red Hoggatt - qb	4	-	-	24
1950	Bill Robertson - wr	12	-	-	72
1949	Alex Williams - fb	13	-	-	78
1948	Jake Scott - rb	5	-	-	30
1940	Sam Hinsman - fb	5	1-	-	31

TIGERS



CAREER SCORING LEADERS

Pos.	Name	Yrs. Played	TDs	EPK/Other	FGs	TP
pk	Stephen Gostkowski	2002-05	-	159	70	369
rb	DeAngelo Williams	2002-05	-	1	-	362
pk	Joe Allison	1990-93	-	110	51	263
pk	Ryan White	1998-01	-	101	49	248
rb	Dave Casinelli	1960-63	36	-	-	218
pk	John Butler	1986-89	-	70	48	214
rb	Jay McCoy	1968-70	27	6	1	171
pk	Don Glosson	1983-85	-	66	34	168
pk	Rusty Bennett	1977-80	-	65	30	155
rb	Alex Williams	1949-50	24	-	-	144
qb	Billy Fletcher	1963-65	10	43	10	142
qb	Russ Vollmer	1961-63	17	38	-	142
rb	Larry Porter	1990-93	21	-	-	126
rb	Dante Brown	2001-02	19	1	-	116
rb	Paul Gowen	1969-71	19	1	-	116
rb	Terdell Middleton	1974-76	19	1	-	116
qb	Lloyd Patterson	1975-78	19	-	-	114
pk	Pete Weeks	1968-69	-	78	12	114
rb	Gerard Arnold	1997-99	18	-	-	108
pk	Bobby Williams	1974-76	-	52	17	103
rb	Jeff Womack	1982-86	17	1	-	102

MOST FIELD GOALS MADE (MIN. 4)

5	Ryan White vs UAB	1999
4	S. Gostkowski vs Marshall	2005
4	S. Gostkowski vs Arkansas State	2004
4	Ryan White vs Arkansas State	2000
4	Ryan White vs Cincinnati	1998
4	Joe Allison vs Mississippi	1992
4	Rusty Bennett vs North Texas	1977

MOST FIELD GOALS ATTEMPTED (MIN. 4)

6	Ryan White vs UAB	1999
4	S. Gostkowski vs Marshall	2005
4	S. Gostkowski vs Arkansas St.	2004
4	Stephen Gostkowski vs TTU	2003
4	Ryan White vs Arkansas State	2000
4	Ryan White vs Cincinnati	1998
4	Joe Allison vs Mississippi	1992
4	Rusty Bennett vs North Texas	1977

SINGLE SEASON

MOST POINTS SCORED

138	DeAngelo Williams	2004
114	DeAngelo Williams	2005
108	Stephen Gostkowski	2004
101	Stephen Gostkowski	2005
101	Stephen Gostkowski	2003
101	Joe Allison	1992
84	Dave Casinelli	1963
78	Alex Williams	1949
78	DeAngelo Williams	2003
72	Dante Brown	2001
72	Russ Vollmer	1962
72	Paul Gowen	1971
72	Bill Robertson	1950

MOST TOUCHDOWNS SCORED

23	DeAngelo Williams	2004
19	DeAngelo Williams	2005
14	Dave Casinelli	1963
13	DeAngelo Williams	2003
13	Alex Williams	1949
12	Dante Brown	2001
12	Bill Robertson	1950
12	Frank Berry	1949

MOST TOUCHDOWNS RESPONSIBLE FOR

26	Danny Wimprine	2003
26	Danny Wimprine	2002
22	DeAngelo Williams	2004
22	Danny Wimprine	2004
21	Lloyd Patterson	1976
20	Bernard Oden	1997
19	Billy Fletcher	1965

19	James Earl Wright	1961
18	DeAngelo Williams	2005
18	Steve Matthews	1992
17	Danny Wimprine	2001

MOST POINTS KICKING

108	Stephen Gostkowski	2004
101	Stephen Gostkowski	2005
101	Stephen Gostkowski	2003
101	Joe Allison	1992
71	Don Glosson	1983
70	Ryan White	1998
66	Joe Allison	1993
66	John Butler	1989

MOST PATs MADE

48	Stephen Gostkowski	2004
44	Stephen Gostkowski	2003
42	John Cobb	1949
38	Jack Carter	1961
37	Pete Weeks	1969
36	Ryan White	2001
35	Stephen Gostkowski	2005
32	Stephen Gostkowski	2002
32	Joe Allison	1992
32	Hal McGeorge	1973

MOST PATs ATTEMPTED

49	Stephen Gostkowski	2004
44	Stephen Gostkowski	2003
43	Jack Carter	1961
42	Pete Weeks	1969
37	Stephen Gostkowski	2002
36	Ryan White	2001
36	Jack Carter	1960
35	Stephen Gostkowski	2005

MOST FIELD GOALS MADE

23	Joe Allison	1992
22	Stephen Gostkowski	2005
20	Stephen Gostkowski	2004
19	Stephen Gostkowski	2003
16	Ryan White	1998
16	John Butler	1989
15	Don Glosson	1984

MOST FIELD GOALS ATTEMPTED

29	Stephen Gostkowski	2003
25	Stephen Gostkowski	2005
25	Joe Allison	1992
24	Stephen Gostkowski	2004
20	John Butler	1989
20	Don Glosson	1983
20	Rusty Bennett	1977

MOST CONSECUTIVE FIELD GOALS MADE (16)

16	Ryan White	1998-99
----	------------	---------

CAREER

MOST POINTS SCORED

369	S. Gostkowski (159 PAT/70 FG)	2002-05
362	DeAngelo Williams (60 TD/1EP)	2002-05
263	Joe Allison (110 PAT/51 FG)	1990-93
248	Ryan White (101 PAT/49 FG)	1998-01
218	Dave Casinelli (36 TDs)	1960-63
214	John Butler (70 PAT/48 FG)	1986-89
171	Jay McCoy (27 TD/6 PAT/1 FG)	1968-70

MOST TOUCHDOWNS SCORED

60	DeAngelo Williams	2002-05
36	Dave Casinelli	1960-63
27	Jay McCoy	1968-70
20	Larry Porter	1990-93
20	Russ Vollmer	1960-63
19	Tavares Gideon	2002,2004
19	Dante Brown	2001-02
19	Paul Gowen	1968-70
19	Terdell Middleton	1973-76
19	Lloyd Patterson	1975-78

MOST TOUCHDOWNS RESPONSIBLE FOR

92	Danny Wimprine	2001-04
55	DeAngelo Williams	2002-05
45	Lloyd Patterson	1975-78
34	Dave Casinelli	1960-63
32	Steve Matthews	1992-93
31	Billy Fletcher	1963-65

MOST POINTS KICKING

369	S. Gostkowski (159 PAT/70 FG)	2002-05
263	Joe Allison (110 PAT/51 FG)	1990-93
248	Ryan White (101 PAT/49 FG)	1998-01
214	John Butler (70 PAT/48 FG)	1986-89
168	Don Glosson (66 PAT/34 FG)	1983-85

MOST PATs MADE

159	Stephen Gostkowski	2002-05
110	Joe Allison	1990-93
101	Ryan White	1998-01
78	Pete Weeks	1967-69
77	Jack Carter	1959-61

MOST PATs ATTEMPTED

165	Stephen Gostkowski	2002-05
112	Joe Allison	1990-93
101	Ryan White	1998-01
92	Jack Carter	1959-61
91	Pete Weeks	1967-69

HIGHEST PAT PERCENTAGE

1.000	Ryan White (101X101)	1998-01
98.2	Joe Allison (110X112)	1990-93
96.4	S. Gostkowski (159X165)	2002-05
96.2	Hal McGeorge (51X53)	1972-73
95.7	Don Glosson (66X69)	1983-85
95.6	Rusty Bennett (65X68)	1977-80

MOST FIELD GOALS MADE

70	Stephen Gostkowski	2002-05
51	Joe Allison	1990-93
49	Ryan White	1998-01
48	John Butler	1986-89
34	Don Glosson	1983-85
30	Rusty Bennett	1977-80

MOST FIELD GOALS ATTEMPTED

92	Stephen Gostkowski	2002-05
71	Joe Allison	1990-93
67	Ryan White	1998-01
63	John Butler	1986-89
51	Don Glosson	1983-85
50	Rusty Bennett	1977-80

FIELD GOAL PCT. (MIN. 50 ATT.)

.761	John Butler (48X63)	1986-89
.761	S. Gostkowski (70X92)	2002-05



MEMPHIS

.731	Ryan White (49X67)	1998-01
.718	Joe Allison (51X71)	1990-93
.666	Don Glosson (34X51)	1983-85
.600	Rusty Bennett (30X50)	1977-80

TEAM SCORING RECORDS

SINGLE GAME

MOST POINTS SCORED		
70	vs Tampa	1949
69	vs Louisville	1969
64	vs Union University	1950
62	vs Tulane	1992
61	vs Arkansas State	1949
61	vs East Central Oklahoma	1951

MOST TOUCHDOWNS SCORED		
11	vs Tampa	1949
10	vs Louisville	1969
10	vs Union	1950
9	vs Arkansas State	1949
9	vs East Central Oklahoma	1951

MOST RUSHING TOUCHDOWNS		
7	vs North Texas State	1971
7	vs The Citadel	1962
6	vs Wichita State	1972
6	vs Tulsa	1972
6	vs Tulsa	1969
6	vs Cincinnati	1969

MOST PASSING TOUCHDOWNS		
5	vs Murray State	2002
5	vs Louisville	1969
4	vs Chattanooga	2004
4	vs Louisville	2004
4	vs Bowling Green St.	2004
4	vs East Carolina	2003
4	vs Louisville	2002
4	vs Army	2001
4	vs Tulane	1992
4	vs Tulsa	1961

MOST EXTRA POINTS		
9	vs Louisville	1969
8	vs Chattanooga	2005
8	vs Tulane	1992
7	vs Tulane	2004
7	vs Chattanooga	2004
7	vs Houston	2001
7	vs Virginia Tech	1973
7	vs Wichita State	1972
7	vs Cincinnati	1972
7	vs Louisville	1962

MOST FIELD GOALS MADE		
5	vs UAB	1999
4	vs Marshall	2005
4	vs Arkansas State	2004
4	vs Cincinnati	1998
4	vs Ole Miss	1992
4	vs North Texas State	1976

MOST FIELD GOALS ATTEMPTED		
6	vs UAB	1999
6	vs North Texas State	1976
4	vs East Carolina	2005
4	vs Marshall	2005
4	vs Arkansas State	2004
4	vs Tennessee Tech	2003
4	vs Arkansas	1994
4	vs Ole Miss	1992
4	vs North Texas State	1977

MOST CONSECUTIVE FIELD GOALS MADE		
16	1998-99	
16	1983-84	

MOST 2-POINT CONVERSIONS MADE		
2	Louisville	1998

SINGLE SEASON

MOST POINTS SCORED	
430	2004
393	2003
385	1949
374	1950
332	1961
328	1969

FEWEST POINTS SCORED	
7	1920

MOST TOUCHDOWNS SCORED	
57	1949
56	1950
53	2004
48	2003
48	1961
45	1969

FEWEST TOUCHDOWNS SCORED	
1	1920

MOST RUSHING TOUCHDOWNS	
33	1961
29	1969
28	2005
27	1968
27	1960
26	2004
26	1970
26	1962

MOST PASSING TOUCHDOWNS	
25	2004
24	2002
23	2003
21	2001
19	1992
18	1993

MOST EXTRA POINTS	
48	2004
44	2003
40	1961
39	1969
36	2005
36	2001
34	2002
34	1960

MOST FIELD GOALS MADE	
23	1992
22	2005
20	2004

19	2003
15	1994
15	1984
14	1988
14	1983

FEWEST FIELD GOALS MADE	
0	1958

MOST FIELD GOALS ATTEMPTED	
28	2003
25	2005
25	1992
24	2004
21	1994
20	1983
20	1977

FEWEST FIELD GOALS ATTEMPTED	
8	1978
8	1968

MOST 2-POINT CONVERSIONS MADE	
4 X 7	1976
3 X 4	1988
3 X 7	1979
3 X 6	1978
3 X 5	1977
3 X 3	1975; 1997; 1998

RUSHING

SINGLE GAME

MOST RUSHING ATTEMPTS (MIN. 33)		
42	Marcus Holliday vs Tulane	1994
39	DeAngelo Williams vs E. Carolina	2005
37	DeAngelo Williams vs Ole Miss	2004
37	Larry Porter vs Ole Miss	1993
37	James King vs Wichita State	1977
36	DeAngelo Williams vs USM	2005
35	DeAngelo Williams vs UTEP	2005
35	Frank Fletcher vs Cincinnati	1994
33	DeAngelo Williams vs Houston	2005
33	DeAngelo Williams vs Houston	2004
33	Marcus Holliday vs Arkansas	1994
33	Dave Casinelli vs S. Carolina	1963

MOST YARDS RUSHING (MIN. 185)		
263	DeAngelo Williams vs USF	2004
262	DeAngelo Williams vs Houston	2004
260	Paul Gowen vs Tulsa	1969
238	DeAngelo Williams vs Akron	2005
236	DeAngelo Williams vs UTEP	2005

LONG RUSHING PLAYS

YDS	PLAYER	OPPONENT	YEAR
92	Herb Covington	Cincinnati	1966
92	Sonny Parsons	The Citadel	1961
89	Keith Benton	Louisville	1990
89	Jack Scott	Union Univ.	1948
88	Tony Wiley	Ole Miss	1980
86	DeAngelo Williams	Tulane	2002
85	Keith Benton	Louisville	1990
85	Paul Gowen	Tulsa	1969
85	Andy Nelson	Tennessee Tech	1954
85	Andy Nelson	Southern Miss	1953
80	John Martin	East Carolina	1992
80	Richard Williams	Louisville	1980
77	Jimmy Cole	Southern Miss	1953
76	DeAngelo Williams	UCF, UAB	2005
76	Richard Williams	Georgia Tech	1980
75	DeAngelo Williams	Southern Miss	2004
75	Richard Williams	Cincinnati	1982
75	Keith White	Murray State	1949

TIGERS



YEAR-BY-YEAR RUSHING LEADERS

YEAR	NAME	ATTS	YDS	TDS
2005	DeAngelo Williams	310	1,964	18
2004	DeAngelo Williams	313	1,948	22
2003	DeAngelo Williams	243	1,430	10
2002	DeAngelo Williams	103	684	5
2001	Dante Brown	184	902	11
2000	Sugar Sanders	167	646	4
1999	Gerard Arnold	146	706	7
1998	Gerard Arnold	208	1,059	6
1997	Gerard Arnold	145	613	4
1996	Teofilo Riley	145	572	3
1995	Quitman Spaulding	100	383	1
1994	Marcus Holliday	145	618	3
1993	Larry Porter	126	540	5
1992	Larry Porter	140	732	4
1991	Larry Porter	116	454	2
1990	Keith Benton	148	612	5
1989	Marvin Cox	193	844	3
1988	Wayne Pryor	111	412	0
1987	Wayne Pryor	145	647	5
1986	Wayne Pryor	129	501	1
1985	Jeff Womack	89	306	4
1984	Punkin Williams	137	832	7
1983	Punkin Williams	123	546	4
1982	Richard Williams	89	480	2
1981	Tony Wiley	123	497	2
1980	Richard Williams	80	438	4
1979	Leo Cage	128	599	3
1978	Eddie Hill	126	739	2
1977	James King	168	626	4
1976	Terdell Middleton	160	919	5
1975	Terdell Middleton	138	586	7
1974	Reuben Gibson	116	493	1
1973	Dornell Harris	109	564	3
1972	Dornell Harris	132	698	5
1971	Paul Skeeter Gowen	149	644	6
1970	Paul Skeeter Gowen	145	868	6
1969	Paul Skeeter Gowen	117	715	6
1968	Ray Jamieson	123	573	3
1967	Ricky Thurow	88	394	3
1966	Terry Padgett	142	539	3
1965	Billy Fletcher	109	556	6
1964	Billy Fletcher	92	367	2
1963	Dave Casinelli	219	1,016	14
1962	Dave Casinelli	173	826	11
1961	Dave Casinelli	117	646	9
1960	Lennie Kaplan	69	324	2
1959	James Earl Wright	66	310	0
1957	Frank Massa	60	261	3
1956	Bobby Brooks	67	378	3
1955	Bobby Brooks	63	293	2
1954	Jim Shelton	81	366	4
1953	Sonny Rodgers	-	448	4

226	DeAngelo Williams vs E. Carolina	2005
225	DeAngelo Williams vs E. Carolina	2004
223	DeAngelo Williams vs Tulsa	2005
210	Dave Casinelli vs Houston	1963
206	Larry Porter vs Arkansas State	1990
205	DeAngelo Williams vs UTC	2005
200	DeAngelo Williams vs Louisville	2004
199	DeAngelo Williams vs USM	2004
198	DeAngelo Williams vs Houston	2005
195	DeAngelo Williams vs Tulane	2003
190	Teofilo Riley vs Arkansas State	1998
189	Richard Williams vs Ga. Tech	1980
188	Eddie Hill vs Cincinnati	1978

HIGHEST AVERAGE PER CARRY (MIN. 12)

15.8	Richard Williams vs Ga. Tech	1980
15.3	Paul Gowen vs Tulsa	1969
11.0	DeAngelo Williams vs Army	2002
10.8	DeAngelo Williams vs Murray St.	2002
10.4	Eddie Hill vs Cincinnati	1978

10.3	DeAngelo Williams vs Chattanooga	2005
9.5	DeAngelo Williams vs USM	2002
9.4	DeAngelo Williams vs USF	2004

LONGEST RUN FROM SCRIMMAGE

95	Keith White vs Arkansas State	1948
92	Herb Covington vs Cincinnati	1966
92	Sonny Parsons vs The Citadel	1961
89	Jack Scott vs Union	1948
89	Keith Benton vs Louisville	1990

MOST RUSHING TOUCHDOWNS

4	Dante Brown vs Houston	2001
4	DeAngelo Williams vs UTC	2004
4	DeAngelo Williams vs Houston	2004
4	DeAngelo Williams vs ECU	2004
3	23 times (last: Williams vs Akron, 2005)	

SINGLE SEASON

MOST RUSHING ATTEMPTS (MIN. 170)

313	DeAngelo Williams	2004
310	DeAngelo Williams	2005
243	DeAngelo Williams	2003
219	Dave Casinelli	1963
208	Gerard Arnold	1998
193	Marvin Cox	1989
184	Dante Brown	2001

MOST YARDS RUSHING (MIN. 850)

1964	DeAngelo Williams	2005
1948	DeAngelo Williams	2004
1430	DeAngelo Williams	2003
1059	Gerard Arnold	1998
1016	Dave Casinelli	1962
919	Terdell Middleton	1976
902	Dante Brown	2001

RUSHING AVERAGE

7.6	Paul Wilson	1971
7.3	Jack Carter	1960
7.2	Nick Pappas	1967
6.6	DeAngelo Williams	2002
6.5	Sonny Parsons	1961

MOST RUSHING TOUCHDOWNS (MIN. 10)

22	DeAngelo Williams	2004
18	DeAngelo Williams	2005
14	Dave Casinelli	1963
13	DeAngelo Williams	2003
11	Dante Brown	2001
11	Dave Casinelli	1962
10	James Earl Wright	1961
10	Jay McCoy	1968

MOST 100-YARD GAMES

10	DeAngelo Williams	2005
10	DeAngelo Williams	2004
10	DeAngelo Williams	2003
6	Gerard Arnold	1998
4	DeAngelo Williams	2002
4	Dave Casinelli	1963
4	Dave Casinelli	1962
4	Terdell Middleton	1976
4	Marvin Cox	1989

MOST CONSECUTIVE 100-YARD GAMES

13	DeAngelo Williams	2003-04
10	DeAngelo Williams	2005
4	Gerard Arnold	1998

CAREER

MOST RUSHING ATTEMPTS

969	DeAngelo Williams	2002-05
549	Dave Casinelli	1960-63
499	Gerard Arnold	1997-99
498	Larry Porter	1990-93
479	Wayne Pryor	1986-89
417	Jeff Womack	1983-86

MOST YARDS RUSHING

6026	DeAngelo Williams	2002-05
------	-------------------	---------

2636	Dave Casinelli	1960-63
2378	Gerard Arnold	1997-99
2227	Paul Gowen	1969-71
2194	Larry Porter	1990-93
1970	Terdell Middleton	1973-76

RUSHING AVERAGE

6.2	DeAngelo Williams	2002-05
5.4	Paul Gowen	1969-71
4.8	Gerard Arnold	1997-99
4.8	Dave Casinelli	1960-63
4.8	Terdell Middleton	1973-76
4.8	Dornell Harris	1971-73

MOST RUSHING TOUCHDOWNS

55	DeAngelo Williams	2002-05
36	Dave Casinelli	1960-63
27	Jay McCoy	1968-70
20	Larry Porter	1990-93
20	Russ Vollmer	1960-63
19	Paul Gowen	1969-71
19	Terdell Middleton	1973-76
19	Lloyd Patterson	1975-78

MOST 100-YARD GAMES

34*	DeAngelo Williams	2002-05
11	Gerard Arnold	1997-99
7	Dave Casinelli	1960-63
6	Larry Porter	1990-93
6	Paul Gowen	1969-71
5	Terdell Middleton	1973-76
5	Dornell Harris	1971-73
5	Marvin Cox	1988-90
4	Punkin Williams	1983-84
4	Eddie Hill	1975-78
4	Herb Covington	1965-67
4	Teofilo Riley	1996-99

* - NCAA Record

TEAM RUSHING RECORDS

SINGLE GAME

MOST RUSHING ATTEMPTS

81	vs North Texas State	1971
77	vs Wichita State	1972
76	vs North Texas State	1979
70	vs Georgia Tech	1981
70	vs Virginia Tech	1970

FEWEST RUSHING ATTEMPTS

19	vs Arkansas	1998
20	vs Mississippi	1998

MOST YARDS RUSHING

507	vs Tulsa	1969
485	vs Wichita State	1970
456	vs North Texas State	1971
436	vs Tulsa	1972
419	vs The Citadel	1962

FEWEST YARDS RUSHING

-14	vs Houston	1998
-----	------------	------

MOST RUSHING TOUCHDOWNS

7	vs North Texas State	1971
7	vs The Citadel	1962
6	vs Wichita State	1972
6	vs Tulsa	1972
6	vs Cincinnati	1969

SINGLE SEASON

Most Rushing Attempts

612	1972
606	1971
597	2005
580	1975
570	1970
558	1979



MEMPHIS

Fewest Rushing Attempts

335 1964

Most Yards Rushing

3215 2005
2752 1960
2629 1970
2660 1971
2483 1969
2438 2004
2360 2003

FEWEST YARDS RUSHING

1045 1995
1130 1996
1154 2000

MOST RUSHING TOUCHDOWNS

33 1961
29 1969
28 2005
27 1968
27 1960
26 2004
26 1970
26 1962

100-YARD RUSHING GAMES

DEANGELO WILLIAMS (34)

263	vs USF	2004
262	vs Houston	2004
238	vs Akron	2005
236	vs UTEP	2005
226	vs East Carolina	2005
225	vs East Carolina	2004
223	vs Tulsa	2005
205	vs Chattanooga	2005
200	vs Louisville	2004
199	vs Southern Miss	2004
198	vs Houston	2005
195	vs Tulane	2003
167	vs UAB	2005
166	vs Tulane	2002

158	vs Southern Miss	2003
154	vs Louisville	2003
144	vs Arkansas State	2004
137	vs East Carolina	2003
136	vs UCF	2005
136	vs Chattanooga	2004
136	vs Cincinnati	2003
135	vs Ole Miss	2003
132	vs Tulane	2004
129	vs Murray State	2002
127	vs Marshall	2005
123	vs Southern Miss	2005
120	vs Bowling Green State	2004
120	vs Houston	2003
119	vs Mississippi State	2003
118	vs Ole Miss	2004
110	vs Army	2002
108	vs Arkansas State	2003
107	vs UAB	2003
105	vs Southern Miss	2002

GERARD ARNOLD (11)

165	vs Tulane	1998
160	vs East Carolina	1998
144	vs Louisville	1999
142	vs East Carolina	1997
142	vs Tulane	1999
138	vs Army	1999
123	vs Cincinnati	1998
119	vs Southern Miss	1998
119	vs Arkansas State	1997
119	vs Arkansas State	1998
102	vs Minnesota	1998

DAVE CASINELLI (7)

210	vs Houston	1963
154	vs Mississippi State	1962
140	vs Chattanooga	1963
139	vs Texas-Arlington	1962
136	vs South Carolina	1963
129	vs The Citadel	1962
105	vs Tennessee Tech	1962

PAUL "SKEETER" GOWEN (6)

260	vs Tulsa	1969
-----	----------	------

163	vs North Texas State	1970
141	vs Utah State	1971
135	vs Southern Miss	1970
130	vs Utah State	1970
115	vs Miami	1969

LARRY PORTER (6)

206	vs Arkansas State	1990
174	vs Cincinnati	1992
167	vs Arkansas State	1991
137	vs Ole Miss	1993
133	vs Tulsa	1992
113	vs Ole Miss	1992

MARVIN COX (5)

150	vs Cincinnati	1989
116	vs Florida	1989
105	vs Tulane	1989
103	vs Vanderbilt	1988
102	vs Arkansas State	1989

DORNELL HARRIS (5)

131	vs Wichita State	1972
129	vs Tulsa	1972
119	vs Utah State	1972
110	vs Kansas State	1973
106	vs Virginia Tech	1973

MARCUS HOLLIDAY (5)

171	vs Arkansas	1994
151	vs Tulane	1994
138	vs Tennessee	1991
122	vs Arkansas State	1994
106	vs Louisville	1991

TERDELL MIDDLETON (5)

172	vs Tulane	1976
143	vs Tulsa	1975
112	vs Florida State	1974
102	vs Florida State	1976
102	vs Wichita State	1976

HERB COVINGTON (4)

145	vs McNeese State	1965
140	vs Cincinnati	1966
103	vs West Texas State	1965
102	vs Mississippi State	1965

EDDIE HILL (4)

188	vs Cincinnati	1978
114	vs Southern Miss	1978
107	vs Wichita State	1978
102	vs Mississippi State	1977

TEOFILO RILEY (4)

190	vs Arkansas State	1998
152	vs Louisville	1998
119	vs Southwestern Louisiana	1996
104	vs Arkansas State	1999

PUNKIN WILLIAMS (4)

148	vs Southern Miss	1984
142	vs Southwestern Louisiana	1984
137	vs Mississippi State	1984
121	vs Louisville	1983

DANTE BROWN (3)

158	vs Chattanooga	2001
148	vs Houston	2001
119	vs Louisville	2001

LEO CAGE (3)

156	vs Cincinnati	1979
124	vs Louisville	1979
118	vs Ole Miss	1979

BILLY FLETCHER (3)

128	vs West Texas State	1964
120	vs West Texas State	1965
116	vs Tulsa	1965

RAY JAMIESON (3)

137	vs Louisville	1968
-----	---------------	------

CAREER RUSHING LEADERS

Name	Yrs.	Carries	Tot. Yds.
DeAngelo Williams (RB)	02-05	969	6,026
Dave Casinelli (FB)	60-63	549	2,636
Gerard Arnold (RB)	97-99	499	2,378
Paul Gowen (RB)	69-71	411	2,227
Larry Porter (RB)	90-93	498	2,194
Terdell Middleton (RB)	73-76	408	1,970
Wayne Pryor (FB)	86-89	479	1,924
Jeff Womack (RB)	83-86	417	1,764
Teofilo Riley (RB)	96-99	386	1,716
Dornell Harris (RB)	71-73	302	1,641
Jay McCoy (RB)	68-70	229	1,537
Reuben Gibson (FB)	74-76	330	1,470
Dante Brown (RB)	01-02	317	1,464
Richard Locke (FB)	77-80	362	1,417
Punkin Williams (RB)	83-84	260	1,378
Ray Jamieson (FB)	68-71	285	1,321
Marcus Holliday (RB)	91-94	302	1,275
Leon Bosby (FB)	89-92	323	1,244
Herb Covington (FB)	65-67	263	1,236
Tony Wiley (RB)	80-82	277	1,215
Billy Fletcher (QB)	63-65	241	1,147
Leo Cage (RB)	77-79	244	1,137
Richard Williams (RB)	79-82	206	1,092
Eddie Hill (RB)	75-78	212	1,076
Marvin Cox (RB)	88-89	215	1,074
James King (RB)	76-78	248	1,020
Gerald White (RB)	86-89	257	1,013

TIGERS



122 vs North Texas State 1971
109 vs Southern Miss 1971

JAMES KING (3)

120 vs North Texas State 1977
119 vs Wichita State 1977
110 vs Southern Miss 1977

JAY MCCOY (3)

121 vs Florida State 1969
101 vs Southern Miss 1969
100 vs Louisville 1968

WAYNE PRYOR (3)

115 vs Tulsa 1987
112 vs Alabama 1987
102 vs Southern Miss 1986

FRANK FLETCHER (2)

185 vs Cincinnati 1994
101 vs Louisville 1994

REUBEN GIBSON (2)

112 vs Louisville 1976
107 vs Colorado State 1974

RICHARD LOCKE (2)

121 vs Ole Miss 1978

120 vs North Texas State 1979

JOHN MARTIN (2)

164 vs East Carolina 1992
113 vs Southwestern Louisiana 1993

JEFF "SUGAR" SANDERS (2)

132 vs East Carolina 2000
122 vs Cincinnati 2000

GERALD WHITE (2)

101 vs Tulane 1987
100 vs Vanderbilt 1987

TONY WILEY (2)

131 vs Ole Miss 1980
106 vs Southern Miss 1981

RICHARD WILLIAMS (2)

184 vs Georgia Tech 1981
100 vs Louisville 1980

JEFF WOMACK (2)

140 vs Louisville 1983
110 vs Tennessee 1985

CHARLES ALLEN (1)

111 vs Tulane 1990

MAURICE AVERY (1)

105 vs Houston 2005

KEITH BENTON (1)

147 vs Louisville 1990

LEON BOSBY (1)

126 vs Southwestern Louisiana 1990

XAVIER CRAWFORD (1)

134 vs Southern Miss 1991

DAN DARBY (1)

109 vs Cincinnati 1972

DANNY FELTS (1)

145 vs Wichita State 1979

AL HARVEY (1)

136 vs Utah State 1972

TIM JONES (1)

132 vs Tulane 1989

JOE LYNCH (1)

131 vs Wichita State 1970

RALPH MESSER (1)

116 vs Louisville 1952

RONALD "RUNT" MOON (1)

111 vs Mississippi State 1974

TERRY PADGETT (1)

129 vs South Carolina 1966

DERRON PARQUET (1)

164 vs USF 2003

LLOYD PATTERSON (1)

108 vs Florida State 1975

RICKY THUROW (1)

131 vs Louisville 1969

YEAR-BY-YEAR PASSING LEADERS

YEAR	NAME	ATT	COMP	YDS	TDS	INT
2005	Maurice Avery	118	67	894	5	4
2004	Danny Wimprine	398	225	2892	22	14
2003	Danny Wimprine	440	246	3174	22	13
2002	Danny Wimprine	435	235	2820	23	18
2001	Danny Wimprine	196	102	1329	14	4
2000	Scott Scherer	154	85	857	4	6
1999	Travis Anglin	125	68	856	5	10
1998	Neil Suber	124	61	930	5	4
1997	Bernard Oden	316	170	2249	12	9
1996	Qadry Anderson	287	141	1557	6	11
1995	Joe Borich	161	81	896	3	8
1994	Tony Scarpino	148	70	738	1	7
1993	Steve Matthews	273	166	1896	13	13
1992	Steve Matthews	286	175	2084	18	12
1991	Keith Benton	199	90	1203	8	13
1990	Keith Benton	176	76	1265	7	11
1989	Tim Jones	144	73	1017	7	10
1988	Rusty Trail	152	79	1231	5	5
1987	Tim Jones	95	54	709	5	7
1986	Tom Branner	84	41	412	2	2
1985	Danny Sparkman	272	142	1606	9	11
1984	Danny Sparkman	174	81	1315	7	10
1983	Danny Sparkman	216	105	1390	11	11
1982	Trell Hooper	201	112	1194	5	10
1981	Tom Smith	96	43	466	2	8
1980	Darrell Martin	185	73	888	5	16
1979	Kevin Betts	154	64	884	6	10
1978	Lloyd Patterson	141	56	931	7	13
1977	Lloyd Patterson	169	73	1336	9	8
1976	Lloyd Patterson	178	87	1563	14	6
1975	Lloyd Patterson	72	30	371	0	7
1974	David Fowler	193	103	1266	9	9
1973	Joe Bruner	118	61	785	4	6
1972	Al Harvey	179	90	961	5	7
1971	John Robinson	80	31	496	5	5
1970	Rick Strawbridge	80	39	557	1	7
1969	Danny Pierce	139	61	1049	9	9
1968	Danny Pierce	137	56	925	3	7
1967	Terry Padgett	70	31	436	3	1
1966	Terry Padgett	73	26	348	2	7
1965	Billy Fletcher	256	92	1239	13	20
1964	Billy Fletcher	160	69	921	7	7
1963	Russell Vollmer	58	29	466	0	3
1962	Russell Vollmer	87	39	555	6	-
1961	James Earl Wright	67	35	604	11	-
1960	Nick Bouni	62	26	475	2	6
1959	Fred Hearn	30	13	184	1	1
1957	Jim Leonard	27	11	149	0	3
1956	James Armstrong	49	18	338	3	10

PASSING

SINGLE GAME

MOST PASSING ATTEMPTS (MIN. 40)

60	Danny Wimprine vs Mississippi St.	2003
53	Danny Wimprine vs USF	2002
51	Danny Wimprine vs USF	2003
48	Danny Wimprine vs Mississippi St.	2002
46	Danny Wimprine vs Louisville	2004
45	Steve Matthews vs Mississippi St.	1993
44	Danny Wimprine vs Louisville	2002
44	Danny Wimprine vs Houston	2002
44	Bernard Oden vs Minnesota	1997
44	Steve Matthews vs Louisville	1993
43	Danny Wimprine vs Ole Miss	2004
43	Danny Wimprine vs UAB	2004
42	Danny Wimprine vs UAB	2003
41	Danny Wimprine vs Arkansas St.	2004
41	Rusty Trail vs Southern Miss	1988
40	Billy Fletcher vs Wake Forest	1965

MOST PASS COMPLETIONS (MIN. 24)

32	Danny Wimprine vs UAB	2003
32	Danny Wimprine vs Mississippi St.	2003
32	Danny Wimprine vs USF	2002
29	Steve Matthews vs Mississippi St.	1993
26	Danny Wimprine vs BGSU	2004
26	Danny Wimprine vs UAB	2004
25	Danny Wimprine vs USF	2003
25	Danny Wimprine vs Mississippi St.	2002
25	Bernard Oden vs Minnesota	1997
25	Steve Matthews vs Louisville	1993
24	Danny Wimprine vs Louisville	2004



MEMPHIS

24	Danny Wimprine vs Houston	2002
24	Steve Matthews vs Tulsa	1993
24	Kenton Evans vs Ole Miss	1998

MOST YARDS PASSING (MIN. 260)

398	Danny Wimprine vs Mississippi St.	2003
361	Danny Wimprine vs Louisville	2004
356	Danny Wimprine vs Arkansas St.	2004
355	Danny Wimprine vs Ole Miss	2003
355	Rusty Trail vs Southern Miss	1988
347	Danny Wimprine vs UAB	2004
342	Danny Wimprine vs Houston	2002
340	Steve Matthews vs Mississippi St.	1993
335	Steve Matthews vs East Carolina	1992
324	Danny Wimprine vs BGSU	2004
314	Danny Wimprine vs USF	2002
300	Bernard Oden vs Minnesota	1997
295	Danny Wimprine vs Cincinnati	2001
292	Bernard Oden vs Cincinnati	1997
291	Qadry Anderson vs Tulane	1996
288	Danny Wimprine vs Miss State	2002
288	Danny Sparkman vs Cincinnati	1984
287	Steve Matthews vs East Carolina	1993

HIGHEST AVERAGE GAIN/COMPLETION

29.22	D. Wimprine vs Chattanooga (9-263)	2004
28.25	Neil Suber vs East Carolina (8-226)	1999
28.10	Keith Benton vs UCF (7-197)	1990
24.85	Lloyd Patterson vs N. Texas (7-171)	1977
24.77	Bernard Oden vs Michigan St. (9-223)	1997
24.67	Neil Suber vs Tennessee (9-222)	1999
23.88	L. Patterson vs USM (9-215)	1977
23.70	Danny Sparkman vs ASU (9-214)	1984
23.20	Keith Benton vs UT (5-116)	1991
22.60	Keith Benton vs Ole Miss (6-136)	1990

MOST TOUCHDOWN PASSES

5	Danny Wimprine vs Murray St.	2002
4	Danny Wimprine vs BGSU	2004
4	Danny Wimprine vs Louisville	2004
4	Danny Wimprine vs ECU	2003
4	Danny Wimprine vs Louisville	2002
4	Danny Wimprine vs Army	2001
4	Steve Matthews vs Tulane	1992
4	James Earl Wright vs Tulsa	1961

MOST INTERCEPTIONS THROWN

5	Danny Wimprine vs Mississippi St.	2002
5	Darrell Martin vs Vanderbilt	1980
5	Keith Benton vs Missouri	1990
4	Several tied at four	

SINGLE SEASON

MOST PASS ATTEMPTS

440	Danny Wimprine	2003
435	Danny Wimprine	2002
398	Danny Wimprine	2004
316	Bernard Oden	1997
287	Qadry Anderson	1996
286	Steve Matthews	1992
273	Steve Matthews	1993
272	Danny Sparkman	1985
256	Billy Fletcher	1965
216	Danny Sparkman	1983

MOST PASS COMPLETIONS

246	Danny Wimprine	2003
235	Danny Wimprine	2002
225	Danny Wimprine	2004
175	Steve Matthews	1992
170	Bernard Oden	1997
166	Steve Matthews	1993
142	Danny Sparkman	1985
141	Qadry Anderson	1996
112	Trell Hooper	1982
105	Danny Sparkman	1983
102	Danny Wimprine	2001

MOST YARDS PASSING

3174	Danny Wimprine	2003
2892	Danny Wimprine	2004

2820	Danny Wimprine	2002
2249	Bernard Oden	1997
2084	Steve Matthews	1992
1896	Steve Matthews	1993
1606	Danny Sparkman	1985
1563	Lloyd Patterson	1976
1557	Qadry Anderson	1996
1390	Danny Sparkman	1983
1336	Lloyd Patterson	1977
1329	Danny Wimprine	2001

HIGHEST PASS COMPLETION (MIN. 75 ATTS)

64.0	Andy Whitwell (48 X 75)	1987
61.2	Steve Matthews (175 X 286)	1992
60.8	Steve Matthews (166 X 273)	1993
57.0	Neil Suber (69 X 121)	2000
56.8	Tim Jones (54 X 95)	1987
56.8	Maurice Avery (67 X 118)	2005
56.5	Danny Wimprine (225 X 398)	2004
55.9	Danny Wimprine (246 X 440)	2003
55.7	Trell Hooper (112 X 201)	1982
55.2	Scott Scherer (85 X 154)	2000
54.0	Danny Wimprine (235 X 435)	2002
53.8	Bernard Oden (170 X 316)	1997

AVERAGE GAIN PER COMPLETION

19.9	James Earl Wright	1960
18.3	Nick Bouni	1959
18.3	Lloyd Patterson	1976
17.9	Lloyd Patterson	1976
17.8	Kevin Betts	1978

MOST TOUCHDOWN PASSES

23	Danny Wimprine	2002
22	Danny Wimprine	2004
22	Danny Wimprine	2003
18	Steve Matthews	1992
14	Danny Wimprine	2001
14	Lloyd Patterson	1976
13	Steve Matthews	1993
13	Billy Fletcher	1965
13	James Earl Wright	1960
12	Bernard Oden	1997

MOST INTERCEPTIONS THROWN

20	Billy Fletcher	1965
18	Danny Wimprine	2002
16	Darrell Martin	1980
14	Danny Wimprine	2004
13	Danny Wimprine	2003
13	Steve Matthews	1993
13	Lloyd Patterson	1978
12	Steve Matthews	1992

CAREER

MOST PASS ATTEMPTS

1469	Danny Wimprine	2001-04
662	Danny Sparkman	1983-85
560	Lloyd Patterson	1975-78
559	Steve Matthews	1992-93
463	Neil Suber	1998-01
438	Billy Fletcher	1963-65

MOST PASS COMPLETIONS

808	Danny Wimprine	2001-04
341	Steve Matthews	1992-93
328	Danny Sparkman	1983-85
246	Lloyd Patterson	1975-78
238	Neil Suber	1998-01
210	Tim Jones	1986-89

MOST PASSING YARDS

10,215	Danny Wimprine	2001-04
4,311	Danny Sparkman	1983-85
4,201	Lloyd Patterson	1975-78
3,980	Steve Matthews	1992-93
2,686	Bernard Oden	1995-97
2,668	Tim Jones	1986-89
2,646	Neil Suber	1998-01
2,468	Keith Benton	1990-91

MOST TOUCHDOWN PASSES

81	Danny Wimprine	2001-04
31	Steve Matthews	1992-93
30	Lloyd Patterson	1975-78
27	Danny Sparkman	1983-85
24	James Earl Wright	1959-61
21	Billy Fletcher	1963-65
19	Tim Jones	1986-89

MOST INTERCEPTIONS

49	Danny Wimprine	2001-04
34	Lloyd Patterson	1975-78
32	Danny Sparkman	1983-85
29	Tim Jones	1986-89
28	Billy Fletcher	1963-65
25	Steve Matthews	1992-93
25	Darrell Martin	1978-81

HIGHEST PASS COMPLETION PERCENTAGE

61.0	Steve Matthews (341X559)	1992-93
55.0	Danny Wimprine (808X1469)	2001-04
51.1	David Fowler (185X362)	1972-74
50.0	Tim Jones (210X420)	1986-89
49.5	Danny Sparkman (328X662)	1983-85
49.2	Al Harvey (122X248)	1970-72
44.6	Russ Vollmer (107X240)	1960-63

CAREER PASSING LEADERS

Name	Yrs.	Comp-Att	TDS	Total Yards
Danny Wimprine	2001-04	808-1469	81	10,215
Danny Sparkman	1983-85	328-662	27	4,311
Lloyd Patterson	1975-78	246-560	30	4,201
Steve Matthews	1992-93	341-559	31	3,980
Bernard Oden	1995-97	209-400	14	2,686
Tim Jones	1986-89	210-420	19	2,668
Neil Suber	1998-01	238-463	14	2,646
Keith Benton	1990-91	166-375	15	2,468
Billy Fletcher	1963-65	168-438	21	2,311
David Fowler	1972-74	185-362	12	2,283
Qadry Anderson	1995-96	178-374	7	2,047
Danny Pierce	1968-69	117-276	12	1,974
Kevin Betts	1978-79	97-237	13	1,511
Travis Anglin	1999-02	137-250	10	1,459
Russ Volmer	1960-63	107-240	7	1,454
Al Harvey	1970-72	122-248	9	1,405
Rusty Trail	1987-89	98-207	7	1,370
Joe Borich	1994-95	124-284	6	1,369
Trell Hooper	1981-85	112-201	5	1,194
Darrell Martin	1979-82	100-261	5	1,157
Ricky Thurow	1967-69	65-151	8	1,067

TIGERS



HIGHEST AVERAGE PER COMPLETION

17.2	James Earl Wright	1959-61
17.1	Lloyd Patterson	1975-78
16.9	Danny Pierce	1968-69
15.1	Kevin Betts	1976-79
14.4	Russ Vollmer	1960-63

TEAM PASSING RECORDS

SINGLE GAME

MOST PASSING ATTEMPTS

61	vs Mississippi State	2003
55	vs USF	2002
54	vs Tulane	2000
51	vs USF	2003
48	vs Ole Miss	2002
47	vs Mississippi State	1993
46	vs Louisville	2004
46	vs Ole Miss	1969
46	vs Murray State	1985
45	vs Louisville	1993
44	vs Minnesota	1997

FEWEST PASSING ATTEMPTS

3	vs Arkansas State	1982
---	-------------------	------

MOST PASS COMPLETIONS

33	vs USF	2002
32	vs Mississippi State	2003
32	vs UAB	2003
30	vs Mississippi State	1993
26	vs Bowling Green State	2004
26	vs UAB	2004
25	vs USF	2003
25	vs Mississippi State	2002
25	vs Minnesota	1997
25	vs Louisville	1993

FEWEST PASS COMPLETIONS

1	five times (last vs Marshall, 2005)	
---	-------------------------------------	--

MOST PASSING YARDS

398	vs Mississippi State	2003
390	vs Tennessee Tech	2003
389	vs Ole Miss	2003
379	vs Mississippi State	1993
361	vs Louisville	2004
356	vs Arkansas State	2004
355	vs Southern Miss	1988
347	vs UAB	2004
342	vs Houston	2002
336	vs Chattanooga	2004
335	vs East Carolina	1992
331	vs Ole Miss	1969
324	vs Bowling Green State	2004
320	vs USF	2002
301	vs Southwestern La.	1973
300	vs Minnesota	1997

FEWEST PASSING YARDS

-3	vs Marshall	2005
6	vs Southern Miss	1966

MOST PASSES HAD INTERCEPTED

5	vs Mississippi State	2002
5	vs Miami	1993
5	vs Missouri	1991
5	vs Southwestern La.	1987
5	vs Vanderbilt	1980
5	vs Vanderbilt	1979
5	vs Houston	1968
5	vs New Mexico	1986

SINGLE SEASON

MOST PASSING ATTEMPTS

470	2003
452	2002
421	2004
352	1993
339	2000

336	1997
320	1998
320	1995

FEWEST PASS ATTEMPTS

78	1957
----	------

MOST PASS COMPLETIONS

260	2003
241	2002
235	2004
203	1993
182	1992

LONG PASS COMPLETIONS

Yards	Players	Opponent	Year
94	Lloyd Patterson to Earnest Gray (TD)	Houston	1978
92	Danny Wimprine to Tavarious Davis (TD)	Ole Miss	2003
92	Stephen Galbraith to Damien Dodson (TD)	Houston	1998
84	Rusty Trail to Chris Martin (TD)	Southern Miss	1988
84	Danny Sparkman to Edwin Lovelady (TD)	Arkansas State	1984
83	Danny Sparkman to Derrick Crawford (TD)	Arkansas State	1983
82	Neil Suber to Damien Dodson (TD)	East Carolina	1998
82	Neil Suber to Ken Coutain (TD)	Tennessee	1999
82	Qadry Anderson to Teofilo Riley (TD)	Houston	1996
82	James Earl Wright to Harold Sterling (TD)	Southern Miss	1960
80	Danny Wimprine to DeAngelo Williams (TD)	Tennessee Tech	2003
79	Danny Sparkman to Jerry Harris (TD)	Florida State	1984
76	Keith Benton to Russell Copeland (TD)	Central Florida	1990
75	Danny Sparkman to Enis Jackson (TD)	Mississippi State	1984
75	Danny Sparkman to Billy Moody (TD)	Virginia Tech	1985
73	Danny Wimprine to Antoine Harden (TD)	Houston	2001
73	Danny Sparkman to Smokey Jordan	Virginia Tech	1983
72	Danny Wimprine to Antoine Harden (TD)	Southern Miss	2002
72	Tim Jones to Ray Craft	Mississippi State	1988
72	Danny Sparkman to Jerry Harris (TD)	Cincinnati	1984
71	Danny Sparkman to Enis Jackson	Tulane	1983
70	Bernard Oden to Damien Dodson (TD)	Michigan State	1997
69	Danny Wimprine to Darren White (TD)	Cincinnati	2001
69	Keith Benton to John Bush (TD)	Mississippi State	1991
68	Danny Wimprine to DeAngelo Williams (TD)	Chattanooga	2004
68	Danny Wimprine to Ryan Scott (TD)	Southern Miss	2004
68	Bernard Oden to Boo Blevins (TD)	Mississippi State	1995
67	Danny Wimprine to Antoine Harden (TD)	Army	2001
67	Danny Sparkman to Punkin Williams (TD)	Arkansas State	1984
67	Bernard Oden to Richie Floyd	Michigan State	1997
66	Maurice Avery to Ryan Scott (TD)	Houston	2005
66	Steve Matthews to Isaac Bruce (TD)	Tulsa	1992
66	Andy Whitwell to Charles Wilson (TD)	Southern Miss	1987
65	Darron White to Chris Kelley vs Cincinnati (TD)	Cincinnati	2003
65	Bernard Oden to Richie Floyd	Cincinnati	1997
65	Bernard Oden to Chris Powers (TD)	Mississippi State	1997
64	Lloyd Patterson to Earnest Gray (TD)	Southern Miss	1977
64	Bubba Leonard to Eddie Gebara (TD)	East Tennessee St.	1956
63	Danny Wimprine to Darren Garcia	North Texas	2003
62	Will Hudgens to Maurice Avery (TD)	Chattanooga	2005
61	Keith Benton to John Bush (TD)	Tennessee	1991
61	Terry Padgett to Dale Brady (TD)	Southwestern La.	1967
60	Danny Wimprine to Chris Kelley (TD)	Bowling Green St.	2004
60	Danny Sparkman to Jerry Harris (TD)	Army	1985
60	Tony Scarpino to Ryan Roskelly	Tulsa	1994
60	Lloyd Patterson to Ricky Rivas (TD)	SMU	1976
58	Danny Wimprine to Joseph Doss	Louisville	2004
58	Billy Fletcher to Rich Coady	Utah State	1965
57	Bernard Oden to Boo Blevins (TD)	Tulane	1997
57	Elgin Perkins to Charles Wilson	Tulane	1987
57	Steve Matthews to Larry Porter (TD)	Louisville	1992
57	Danny Sparkman to Smokey Jordan	Southern Miss	1983
57	Lloyd Patterson to Earnest Gray (TD)	Mississippi State	1977
56	Qadry Anderson to Richie Floyd (TD)	Tulane	1996
55	Danny Wimprine to Maurice Avery	Ole Miss	2004
55	Danny Wimprine to Maurice Avery	Houston	2003
55	Lloyd Patterson to Earnest Gray (TD)	Southern Miss	1977
54	Danny Wimprine to Mario Pratcher	Chattanooga	2004
54	Keith Benton to Russell Copeland	Tulsa	1990
54	Danny Pierce to Preston Riley (TD)	Miami (FL)	1969
53	Danny Wimprine to John Doucette	Ole Miss	2003
53	Rusty Trail to Billy Moody (TD)	Tulsa	1988
53	Andy Whitwell to Chris Martin (TD)	Tulane	1987
52	Neil Suber to Al Sermon (TD)	Minnesota	1998
52	Joe Bruner to Mike Fuhrman	Southern Miss	1974
51	Danny Wimprine to Ryan Scott	UAB	2004
51	Danny Wimprine to John Doucette	Ole Miss	2003
51	Neil Suber to Billy Kendall (TD)	Tulane	1998
51	Steve Matthews to Ray Patterson (TD)	East Carolina	1992
51	Kevin Betts to Earnest Gray	Tulane	1978
51	Kevin Betts to Russell Richards (TD)	Ole Miss	1979
51	Dennis Bradshaw to Ken Dunek (TD)	Florida State	1979



MEMPHIS

181	2000
178	1997
177	2001
159	1973
154	1985

FEWEST PASS COMPLETIONS

38	1957
----	------

MOST YARDS PASSING

3419	2003
3086	2004
2868	2002
2369	1997
2191	1992
2087	2001
2030	1988
2005	1998

FEWEST PASSING YARDS

477	1957
-----	------

MOST PASSES HAD INTERCEPTED

22	1980
22	1965
20	2002
20	1995
20	1979

FEWEST PASSES HAD INTERCEPTED

6	2001
---	------

MOST TOUCHDOWN PASSES

25	2004
24	2002
23	2003
19	1992
18	1993
14	1978
14	1976
14	1969
14	1965
14	1961
14	1960

FEWEST TOUCHDOWN PASSES

1	1963
---	------

300-YARD PASSING GAMES

DANNY WIMPRINE (8)

398	vs Mississippi State	2003
361	vs Louisville	2004
356	vs Arkansas State	2004
355	vs Ole Miss	2003
347	vs UAB	2004
342	vs Houston	2002
324	vs Bowling Green State	2004
314	vs South Florida	2002

STEVE MATTHEWS (2)

340	vs Mississippi State	1993
335	vs East Carolina	1992

BERNARD ODEN (1)

300	vs Minnesota	1997
-----	--------------	------

RUSTY TRAIL (1)

355	vs Southern Miss	1988
-----	------------------	------

200-YARD PASSING GAMES

DANNY WIMPRINE (22)

295	vs Cincinnati	2001
288	vs Mississippi State	2002
271	vs USF	2003
271	vs Ole Miss	2002
268	vs East Carolina	2003
266	vs Ole Miss	2004
266	vs Tennessee Tech	2003
263	vs Chattanooga	2004
261	vs Louisville	2002

259	vs UAB	2002
257	vs UAB	2003
254	vs North Texas	2003
247	vs Southern Miss	2004
245	vs Murray State	2002
238	vs Arkansas State	2003
228	vs Houston	2003
216	vs TCU	2002
216	vs Army	2002
216	vs Houston	2001
203	vs Army	2001
201	vs Louisville	2003
200	vs East Carolina	2004

BERNARD ODEN (6)

292	vs Cincinnati	1997
238	vs Tulane	1997
223	vs Michigan State	1997
218	vs Arkansas State	1997
205	vs Houston	1997
205	vs UAB	1997

STEVE MATTHEWS (6)

287	vs East Carolina	1993
263	vs Louisville	1993
239	vs Tulsa	1993
238	vs Tulane	1992
235	vs Southwestern Louisiana	1993
226	vs Tennessee	1992

LLOYD PATTERSON (3)

215	vs Southern Miss	1976
203	vs Tulsa	1976
203	vs Virginia Tech	1976

DANNY PIERCE (3)

240	vs Wichita State	1968
232	vs Ole Miss	1969
203	vs Louisville	1968

DANNY SPARKMAN (3)

288	vs Cincinnati	1984
261	vs Murray State	1985
214	vs Arkansas State	1984

NEIL SUBER (3)

279	vs Tulane	1998
226	vs East Carolina	1998
222	vs Tennessee	1999

QADRY ANDERSON (2)

291	vs Tulane	1996
239	vs Houston	1996

BILLY FLETCHER (2)

257	vs Mississippi State	1965
215	vs Wake Forest	1965

TIM JONES (2)

208	vs Mississippi State	1988
205	vs Florida State	1989

TRAVIS ANGLIN (1)

221	vs Tulane	1999
-----	-----------	------

KEITH BENTON (1)

207	vs Mississippi State	1990
-----	----------------------	------

KEVIN BETTS (1)

218	vs Ole Miss	1979
-----	-------------	------

JOE BORICH (1)

228	vs Tulane	1995
-----	-----------	------

DAN BRANNER (1)

225	vs Southwestern Louisiana	1986
-----	---------------------------	------

JOE BRUNER (1)

250	vs Kansas State	1973
-----	-----------------	------

KENTON EVANS (1)

214	vs Ole Miss	1998
-----	-------------	------

TONY SCARPINO (1)

225	vs Southern Miss	1993
-----	------------------	------

SCOTT SCHERER (1)

203	vs Cincinnati	2000
-----	---------------	------

RECEIVING

SINGLE GAME

MOST PASS RECEPTIONS (MIN. 10)

13	Maurice Avery vs UAB	2003
10	Darron White vs Mississippi St.	2003
10	Richie Floyd vs Arkansas St.	1997
10	Isaac Bruce vs Southwestern La.	1993
10	Mac Cody vs Mississippi State	1993
10	Russell Copeland vs Mississippi St.	1992
10	Russell Copeland vs Tennessee	1992
10	Bob Sherlag vs Mississippi St.	1965

MOST YARDS RECEIVING (MIN. 130)

186	Bob Sherlag vs Mississippi St.	1965
174	Ryan Roskelly vs Tulsa	1994
172	Richie Floyd vs Tulane	1996
160	Bill Robertson vs Arkansas St.	1950
159	Preston Riley vs Louisville	1968
155	Richie Floyd vs Cincinnati	1997
150	Travis Anglin vs Houston	2002
147	Isaac Bruce vs East Carolina	1993
140	Russell Copeland vs East Carolina	1992
138	Russell Copeland vs Tennessee	1992
137	Isaac Bruce vs Tulsa	1992
135	DeAngelo Williams vs Tenn. Tech	2003
132	Darrus Blevins vs Tulane	1997

AVG. GAIN/RECEPTION (MIN. 3 REC.)

37.6	Tav. Davis vs Ole Miss (3-113)	2003
36.3	Antoine Harden vs Army (3-109)	2001
34.3	Ryan Scott vs Akron (3-103)	2005
33.8	DeAngelo Williams vs TTU (4-135)	2003
33.0	Darrus Blevins vs Tulane (4-132)	1997
31.8	Preston Riley vs Louisville (5-159)	1968
29.0	Ryan Roskelly vs Tulsa (6-174)	1994
28.3	Darron White vs ASU (3-85)	2004
28.0	Robert Douglas vs ASU (3-84)	2004
27.0	Chris Kelley vs BGSU (4-108)	2004
26.0	Darren Garcia vs N. Texas (4-104)	2003
24.5	Isaac Bruce vs Arkansas St. (4-98)	1993
24.5	Maurice Avery vs East Carolina (4-98)	2003
24.3	Chris Kelley vs Ole Miss (3-73)	2004
23.3	Russell Copeland vs ECU (6-140)	1992
23.0	Maurice Avery vs Tulsa (3-69)	2005

MOST TOUCHDOWN RECEPTIONS

3	Russell Copeland vs Tennessee	1992
3	Stan Davis vs Ole Miss	1971
3	Bob Sherlag vs Mississippi St.	1965
3	Don Coffey vs Tulsa	1961
3	Bill Robertson vs Arkansas St.	1950

LONGEST PASS RECEPTION (MIN. 75)

94	Earnest Gray vs Houston	1978
92	Tavarious Davis vs Ole Miss	2003
92	Damien Dodson vs Houston	1998
84	Chris Martin vs Southern Miss	1988
84	Edwin Lovelady vs Arkansas St.	1984
83	Derrick Crawford vs Arkansas St.	1983
82	Damien Dodson vs East Carolina	1998
82	Teofilo Riley vs Houston	1996
82	Harold Sterling vs Southern Miss	1960
80	DeAngelo Williams vs TTU	2003
80	Russell Copeland vs East Carolina	1992
79	Jerry Harris vs Florida State	1984
76	Russell Copeland vs Central Fla.	1990
75	Enis Jackson vs Mississippi St.	1984
75	Billy Moody vs Virginia Tech	1985

MOST CONSEC. GAMES WITH A RECEPTION

27	Russell Copeland	
----	------------------	--

TIGERS



YEAR-BY-YEAR RECEIVERS

YEAR	NAME	NO.	YDS	TDS
2005	Ryan Scott	37	577	3
2004	Tavares Gideon	54	665	11
2003	Maurice Avery	49	742	8
2002	Travis Anglin	55	740	5
2001	Antoine Harden	31	589	4
2000	Bunkie Perkins	33	314	0
1999	Damien Dodson	39	507	4
1998	Damien Dodson	42	753	2
1997	Richie Floyd	38	617	1
1996	Richie Floyd	43	600	1
1995	Ryan Roskelly	34	361	0
1994	Ryan Roskelly	44	602	3
1993	Isaac Bruce	74	1054	10
1992	Russell Copeland	61	736	7
1991	John Bush	25	420	3
1990	Russell Jones	33	684	4
1989	Russell Copeland	22	333	1
1988	Charles Wilson	33	554	2
1987	Charles Wilson	20	393	2
1986	Jerry Harris	29	338	1
1985	Jerry Harris	30	519	4
1984	Edwin Lovelady	19	345	2
1983	Derrick Crawford	31	594	3
1982	Derrick Crawford	32	523	2
1981	Jerry Knowlton	18	244	0
1980	Jerry Knowlton	27	470	4
1979	Tony Hunt	15	234	1
1978	Earnest Gray	35	690	9
1977	Earnest Gray	28	826	6
1976	Ricky Rivas	26	529	6
	Earnest Gray	29	529	2
1975	Ricky Rivas	18	224	0
1974	James Thompson	40	395	5
1973	Bobby Ward	43	744	7
1972	Stan Davis	39	476	2
1971	Stan Davis	34	509	5
1970	Bill Wright	17	206	3
1969	Frank Blackwell	31	591	5
1968	Preston Riley	21	484	2
1967	Rich Coady	18	260	1
1966	Dale Brady	11	176	3
1965	Bob Sherlag	46	673	9
1964	Billy Ray Farmer	19	222	0
1963	Bob Sherlag	8	183	0
1962	John Griffin	14	220	3
1961	Don Coffey	18	312	5
1960	Don Coffey	10	188	1
1959	Don Coffey	8	192	2
1957	John Ruth	5	93	0
1956	Carlos Brooks	67	378	3

- 26 Earnest Gray
- 24 Darron White
- 22 Bunkie Perkins
- 22 Isaac Bruce
- 22 Ryan Roskelly
- 21 Richie Floyd
- 19 Damien Dodson
- 18 John Bush
- 16 Ryan Scott
- 15 Wayne Pryor

SINGLE SEASON

MOST PASS RECEPTIONS (MIN. 40)

74	Isaac Bruce	1993
61	Russell Copeland	1992
55	Travis Anglin	2002
54	Tavares Gideon	2004
50	Mac Cody	1993
49	Maurice Avery	2003
46	Bunkie Perkins	2001
46	James Thompson	1973
46	Bob Sherlag	1965
45	Damien Dodson	1997
44	Ryan Roskelly	1994
43	Richie Floyd	1996

43	Bobby Ward	1973
42	Tavares Gideon	2002
42	Damien Dodson	1998

MOST YARDS RECEIVING (MIN. 610)

1054	Isaac Bruce	1993
826	Earnest Gray	1977
753	Damien Dodson	1998
744	Bobby Ward	1973
742	Maurice Avery	2003
740	Travis Anglin	2002
736	Russell Copeland	1992
690	Earnest Gray	1978
684	Russell Copeland	1990
665	Tavares Gideon	2004
628	Keith Wright	1977
617	Richie Floyd	1997

AVERAGE GAIN PER RECEPTION

29.5	Earnest Gray	1977
25.3	Jerry Harris	1984
24.5	Sonny Parsons	1961
23.1	Preston Riley	1968
22.2	Enis Jackson	1983
21.7	Ray Craft	1988
20.7	Russell Copeland	1990
20.3	Ricky Rivas	1976

MOST TOUCHDOWN RECEPTIONS

12	Bill Robertson	1950
11	Tavares Gideon	2004
10	Isaac Bruce	1993
9	Earnest Gray	1978
9	Bob Sherlag	1965
8	Maurice Avery	2003
8	Tavares Gideon	2002
7	Russell Copeland	1992
7	Bobby Ward	1973

CAREER

MOST PASS RECEPTIONS

147	Damien Dodson	1996-99
137	Darron White	2001-04
116	Russell Copeland	1989-92
113	Isaac Bruce	1992-93
105	James Thompson	1972-74
97	Maurice Avery	2002-05
97	Earnest Gray	1975-78
96	Tavares Gideon	2002, 2004
79	Bunkie Perkins	2000-01
74	Keith Wright	1974-77
73	Stan Davis	1969-72

MOST RECEIVING YARDS

2,123	Earnest Gray	1975-78
2,096	Damien Dodson	1996-99
1,753	Russell Copeland	1989-92
1,654	Richie Floyd	1995-98
1,649	Darron White	2001-04
1,586	Isaac Bruce	1992-93
1,373	Maurice Avery	2002-05
1,248	Keith Wright	1974-77
1,197	Antoine Harden	2000-02
1,186	Jerry Harris	1983-86
1,183	James Thompson	1972-74
1,131	Tavares Gideon	2002, 2004
1,117	Derrick Crawford	1980-83

HIGHEST AVERAGE GAIN PER RECEPTION

21.9	Earnest Gray	1975-78
17.7	Derrick Crawford	1980-83
17.1	John Bowers	1979-82
16.9	Keith Wright	1974-77
16.6	Enis Jackson	1982-85
16.3	Jerry Harris	1983-86

MOST TOUCHDOWN RECEPTIONS

19	Tavares Gideon	2002, 2004
17	Earnest Gray	1975-78
16	Bill Robertson	1947-50
15	Isaac Bruce	1992-93
12	Russell Copeland	1989-92
12	Damien Dodson	1996-99
11	Maurice Avery	2002-05
11	Darron White	2001-04
11	Keith Wright	1974-77
11	Bob Sherlag	1963-65

100-YARD RECEIVING GAMES

EARNEST GRAY (6)

129	vs Utah State	1977
122	vs North Texas State	1978
119	vs Virginia Tech	1977
119	vs Southern Miss	1977
112	vs Mississippi State	1978
105	vs North Texas State	1977

RUSSELL COPELAND (5)

140	vs East Carolina	1992
139	vs Tennessee	1992
123	vs UCF	1990
113	vs Florida State	1989
111	vs Tulsa	1990

DAMIEN DODSON (5)

128	vs East Carolina	1998
127	vs Minnesota	1997

CAREER PASS RECEIVING LEADERS

Pos.	Name	Yrs. Played	Caught	TDS	Total Yards
WR	Earnest Gray	1975-78	97	17	2,123
FL	Damien Dodson	1996-99	147	12	2,096
WR	Russell Copeland	1989-92	116	12	1,753
WR	Richie Floyd	1995-98	110	4	1,654
WR	Darron White	2001-04	137	11	1,649
WR	Isaac Bruce	1992-93	113	15	1,586
WR	Maurice Avery	2002-05	97	11	1,373
FL	Keith Wright	1974-77	74	11	1,248
FL	Jerry Harris	1983-86	72	7	1,186
WR	James Thompson	1971-73	105	7	1,183
WR	Tavares Gideon	2002, 2004	96	19	1,131
WR	Derrick Crawford	1981-83	63	5	1,117
WR	Stan Davis	1969-72	79	9	1,105
FL	Bobby Ward	1973-74	71	7	1,056
WR	Bob Sherlag	1963-65	62	11	1,041
WR	John Bush	1989-92	61	7	1,023
WR	Darius Blevins	1994-98	73	8	1,017
WR	Ryan Scott	2003-	67	6	1,007
FL	Jerry Knowlton	1978-81	60	5	973
WR	Charles Wilson	1986-88	53	5	971



MEMPHIS

OFFENSE

SINGLE GAME

MOST OFFENSIVE PLAYS (MIN. 50)

66	Danny Wimprine vs USF	2002
63	Danny Wimprine vs Mississippi St.	2003
60	Bernard Oden vs Minnesota	1997
54	Qadry Anderson vs Louisville	1996
54	Billy Fletcher vs Wake Forest	1965
53	Danny Wimprine vs USF	2003
52	Danny Wimprine vs Louisville	2004
52	Steve Matthews vs Louisville	1993
51	Danny Wimprine vs Mississippi St.	2002
51	Rusty Trail vs Southern Miss	1988
50	Danny Wimprine vs Louisville	2002
50	Danny Wimprine vs Cincinnati	2001

MOST TOTAL OFFENSE (MIN. 300)

386	Danny Wimprine vs Louisville	2004
383	Danny Wimprine vs Arkansas St.	2004
383	Danny Wimprine vs Mississippi St.	2003
376	Danny Wimprine vs Ole Miss	2003
375	Rusty Trail vs Southern Miss	1988
364	Danny Wimprine vs UAB	2004
362	Steve Matthews vs Mississippi St.	1993
351	Qadry Anderson vs Tulane	1996
351	Billy Fletcher vs Mississippi St.	1965
350	Danny Wimprine vs Cincinnati	2001

126	vs Mississippi State	1998
111	vs Houston	1998
101	vs Louisville	1997

ISAAC BRUCE (4)

147	vs East Carolina	1993
137	vs Tulsa	1992
112	vs Mississippi State	1993
108	vs Tulsa	1993

DERRICK CRAWFORD (3)

125	vs Tulane	1982
111	vs Arkansas State	1993
109	vs Mississippi State	1983

RICHIE FLOYD (3)

172	vs Tulane	1996
155	vs Cincinnati	1997
116	vs Arkansas State	1997

ANTOINE HARDEN (3)

119	vs Mississippi	2002
109	vs Army	2001
104	vs Tennessee	2001

PRESTON RILEY (3)

159	vs Louisville	1968
119	vs Florida State	1968
110	vs Wichita State	1968

DARRON WHITE (3)

123	vs Cincinnati	2001
102	vs Mississippi State	2003
101	vs UAB	2004

MAURICE AVERY (2)

125	vs UAB	2003
103	vs Southern Miss	2003

FRANK BLACKWELL (2)

130	vs Ole Miss	1969
107	vs Tennessee	1969

DARRIUS "BOO" BLEVINS (2)

132	vs Tulane	1997
126	vs Mississippi State	1995

Mac CODY (2)

112	vs Mississippi State	1993
110	vs East Carolina	1993

DARREN GARCIA (2)

109	vs North Texas	2003
104	vs Mississippi State	2003

TAVARES GIDEON (2)

127	vs Mississippi State	2002
115	vs Louisville	2004

JERRY HARRIS (2)

112	vs Southwestern La.	1986
106	vs Cincinnati	1984

ENIS JACKSON (2)

110	vs Southern Miss	1983
103	vs Tulane	1983

RICKY RIVAS (2)

112	vs Tulsa	1976
101	vs Ole Miss	1976

RYAN SCOTT (2)

104	vs UTEP	2005
103	vs Akron	2005

BOB SHERLAG (2)

189	vs Mississippi State	1965
130	vs Wake Forest	1965

BOBBY WARD (2)

105	vs Houston	1973
100	vs Tulsa	1973

CHARLES WILSON (2)

127	vs Tulane	1987
110	vs Tennessee	1988

TRAVIS ANGLIN (1)

150	vs Houston	2002
-----	------------	------

JOHN BUSH (1)

117	vs Mississippi State	1991
-----	----------------------	------

KEN COUTAIN (1)

116	vs Tennessee	1999
-----	--------------	------

STAN DAVIS (1)

106	vs Ole Miss	1971
-----	-------------	------

TAVARIOUS DAVIS (1)

113	vs Ole Miss	2003
-----	-------------	------

CHRIS KELLEY (1)

108	vs Bowling Green St.	2004
-----	----------------------	------

CHRIS MARTIN (1)

118	vs Southern Miss	1988
-----	------------------	------

RUSSELL RICHARDS (1)

102	vs Ole Miss	1979
-----	-------------	------

RYAN ROSKELLY (1)

174	vs Tulsa	1994
-----	----------	------

DEANGELO WILLIAMS (1)

135	vs Tennessee Tech	2003
-----	-------------------	------

YEAR-BY-YEAR TOTAL OFFENSE LEADERS

YEAR	NAME	PLAYS	RUSH	PASS	TOTAL
2005	DeAngelo Williams	311	1964	0	1964
2004	Danny Wimprine	455	112	2892	3004
2003	Danny Wimprine	480	-3	3174	3171
2002	Danny Wimprine	533	40	2820	2860
2001	Danny Wimprine	280	270	1329	1599
2000	Scott Scherer	216	-56	857	801
1999	Travis Anglin	182	123	856	979
1998	Gerard Arnold	208	1059	0	1059
1997	Bernard Oden	445	81	2249	2330
1996	Qadry Anderson	416	121	1557	1678
1995	Joe Borich	198	-15	896	881
1994	Tony Scarpino	170	-50	738	688
1993	Steve Matthews	311	-176	1896	1720
1992	Steve Matthews	320	-213	2084	1871
1991	Keith Benton	315	329	1203	1532
1990	Keith Benton	324	612	1265	1877
1989	Tim Jones	244	271	1017	1288
1988	Rusty Trail	204	179	1231	1410
1987	Tim Jones	182	269	709	978
1986	Wayne Pryor	129	501	-	501
1985	Danny Sparkman	342	37	1606	1643
1984	Danny Sparkman	225	-12	1315	1303
1983	Danny Sparkman	287	29	1390	1419
1982	Trell Hooper	306	249	1194	1443
1981	Tony Wiley	123	497	0	497
1980	Darrell Martin	294	-11	888	877
1979	Kevin Betts	258	200	884	1084
1978	Lloyd Patterson	246	-42	931	889
1977	Lloyd Patterson	260	138	1336	1474
1976	Lloyd Patterson	313	103	1563	1666
1975	Terdell Middleton	138	586	0	586
1974	David Fowler	309	167	1266	1433
1973	Joe Bruner	167	56	785	841
1972	Al Harvey	322	305	961	1266
1971	Al Harvey	149	221	444	665
1970	Joe Lynch	156	441	375	816
1969	Danny Pierce	249	328	1049	1377
1968	Danny Pierce	239	202	925	1127
1967	Ricky Thurow	138	394	349	743
1966	Terry Padgett	215	539	348	887
1965	Billy Fletcher	365	556	1239	1795
1964	Billy Fletcher	252	367	921	1288
1963	Dave Casinelli	219	1016	0	1016
1962	Russell Vollmer	162	289	555	844
1961	James Earl Wright	105	235	604	839
1960	Nick Bouni	144	272	475	747

TIGERS



342	Danny Wimprine vs Ole Miss	2003
335	Danny Wimprine vs Cincinnati	2002
334	Bernard Oden vs Minnesota	1997
320	Bernard Oden vs Cincinnati	1997
317	Tim Jones vs Tulane	1989
315	Steve Matthews vs ECU	1992
301	Danny Wimprine vs Houston	2001

AVG. GAIN/PLAY (MIN. 25 PLAYS)

11.5	Danny Sparkman vs Cincinnati	1984
10.7	Danny Wimprine vs Ole Miss	2003
10.2	Steve Matthews vs ECU	1992
9.4	DeAngelo Williams vs USF	2004
9.4	DeAngelo Williams vs Tulane	2003
9.3	Danny Wimprine vs North Texas	2003
8.7	Billy Fletcher vs Mississippi St.	1965
8.6	Tim Jones vs Tulane	1989
8.6	Danny Wimprine vs East Carolina	2003

SINGLE SEASON

MOST OFFENSIVE PLAYS (MIN. 300)

533	Danny Wimprine	2002
480	Danny Wimprine	2003
455	Danny Wimprine	2004
445	Bernard Oden	1997
416	Qadry Anderson	1996
365	Billy Fletcher	1965
342	Danny Sparkman	1985
324	Keith Benton	1990
322	Al Harvey	1972

MOST TOTAL OFFENSE

3171	Danny Wimprine	2003
3004	Danny Wimprine	2004
2860	Danny Wimprine	2002
2330	Bernard Oden	1997
1964	DeAngelo Williams	2005
1948	DeAngelo Williams	2004
1877	Keith Benton	1990
1871	Steve Matthews	1992
1795	Billy Fletcher	1965
1720	Steve Matthews	1993
1678	Qadry Anderson	1996
1666	Lloyd Patterson	1976
1643	Danny Sparkman	1985
1599	Danny Wimprine	2001

AVG. GAIN/PLAY

6.9	Rusty Trail	1988
6.6	Danny Wimprine	2004
6.6	Danny Wimprine	2003
6.2	DeAngelo Williams	2005
6.2	DeAngelo Williams	2004
6.0	Ricky Thurow	1968
5.8	Maurice Avery	2005
5.8	Neil Suber	1998
5.8	Keith Benton	1990
5.8	Steve Matthews	1992
5.8	Danny Sparkman	1984

5.7	Danny Wimprine	2001
5.7	Lloyd Patterson	1977
5.7	Russell Vollmer	1963

CAREER

MOST OFFENSIVE PLAYS

1748	Danny Wimprine	2001-04
971	DeAngelo Williams	2002-05
965	Lloyd Patterson	1975-78
854	Danny Sparkman	1983-85
737	Tim Jones	1986-89
679	Billy Fletcher	1963-65
639	Keith Benton	1990-91
631	Steve Matthews	1992-93
569	Bernard Oden	1995-97
569	David Fowler	1972-74
559	Qadry Anderson	1995-96
550	Neil Suber	1998-01

MOST TOTAL OFFENSE

10,634	Danny Wimprine	2001-04
6,026	DeAngelo Williams	2002-05
4,568	Lloyd Patterson	1975-78
4,365	Danny Sparkman	1983-85
3,591	Steve Matthews	1992-93
3,502	Tim Jones	1986-89
3,458	Billy Fletcher	1963-65
3,409	Keith Benton	1990-91
2,805	Bernard Oden	1995-97
2,668	David Fowler	1972-74
2,568	Neil Suber	1998-01
2,504	Danny Pierce	1968-69

AVG. GAIN/PLAY

6.2	DeAngelo Williams	2002-05
6.1	Danny Wimprine	2001-04
5.7	Steve Matthews	1992-93
5.7	Rusty Trail	1987-89
5.4	Ricky Thurow	1967-69
5.4	Russell Vollmer	1961-63
5.3	Keith Benton	1990-91
5.1	Danny Sparkman	1983-85
5.1	Danny Pierce	1968-69
5.1	Billy Fletcher	1963-65

TEAM OFFENSIVE RECORDS

SINGLE GAME

MOST OFFENSIVE PLAYS

92	vs Murray State, 1985
91	vs Ole Miss, 1983
91	vs Southwestern La., 1983
89	vs Mississippi State, 2003
89	vs USF, 2003
89	vs Louisville, 1968
89	vs North Texas State, 1971

88	vs Arkansas State, 2004
87	vs Ole Miss, 2004
86	vs Cincinnati, 1995
85	vs Louisville, 2004
85	vs East Carolina, 1995

FEWEST OFFENSIVE PLAYS

30	vs Ole Miss, 1964
----	-------------------

MOST TOTAL YARDS

659	vs Louisville, 1969
630	vs Cincinnati, 1984
603	vs Louisville, 2004
597	vs Wichita State, 1970
592	vs Chattanooga, 2005
568	vs Mississippi State, 2003
567	vs Tennessee Tech, 2003
560	vs Southern Miss, 1970
552	vs Tulsa, 1969

FEWEST TOTAL YARDS

47	vs Ole Miss, 1964
----	-------------------

SINGLE SEASON

MOST OFFENSIVE PLAYS

1000	2003
903	2004
859	1972
842	2002
836	2005
793	1973
786	1974
786	1971
783	1982
779	2000
776	1993
774	1979
770	1990
768	1997

FEWEST OFFENSIVE PLAYS

526	1964
-----	------

MOST TOTAL YARDS

5779	2003
5524	2004
4775	2005
4258	2002
4124	1969
3800	1988
3790	1976
3784	1992
3723	1970
3690	1961
3685	1973
3685	1972
3641	1993
3614	1990

FEWEST TOTAL YARDS

2215	1966
------	------

CAREER TOTAL OFFENSE LEADERS

Pos.	Name	Yrs. Played	Total Yards
QB	Danny Wimprine	2001-04	10,634
RB	DeAngelo Williams	2002-05	6,026
QB	Lloyd Patterson	1975-78	4,568
QB	Danny Sparkman	1983-85	4,365
QB	Steve Matthews	1992-93	3,591
QB	Tim Jones	1986-89	3,502
QB	Billy Fletcher	1963-65	3,458
QB	Keith Benton	1990-91	3,409
QB	Bernard Oden	1995-97	2,805
FB	Dave Casinelli	1960-63	2,636
QB	Neil Suber	1998-01	2,568
QB	Danny Pierce	1968-69	2,504
RB	Gerard Arnold	1997-99	2,378
QB	Qadry Anderson	1995-96	2,248
RB	Paul Gowen	1969-71	2,227
RB	Larry Porter	1990-93	2,194



MEMPHIS

YEAR-BY-YEAR ALL-PURPOSE LEADERS

YEAR	NAME	RUSH	REC	PR	KO	YDS
2005	DeAngelo Williams	1964	78	0	33	2075
2004	DeAngelo Williams	1948	210	0	72	2230
2003	DeAngelo Williams	1430	384	0	299	2113
2002	Antoine Harden	0	608	47	504	1159
2001	Antoine Harden	11	589	0	533	1133
2000	Ryan Johnson	0	251	389	219	859
1999	Gerard Arnold	706	49	0	0	755
1998	Gerard Arnold	1059	30	0	0	1089
1997	Damien Dodson	18	605	218	0	841
1996	Teofilo Riley	572	157	0	0	729
1995	Ryan Roskelley	9	361	252	28	650
1994	Ryan Roskelley	-2	602	468	50	1118
1993	Mac Cody	46	606	80	429	1161
1992	Russell Copeland	9	736	351	49	1145
1991	Russell Jones	112	404	0	259	775
1990	Russell Copeland	0	684	0	19	703
1989	Marvin Cox	844	56	0	0	900
1988	Charles Wilson	14	554	0	735	1303
1987	William Arnold	0	3	0	555	558
1986	Sammy Seals	14	137	8	523	674
1985	Jerry Harris	-14	519	180	369	1054
1984	Jerry Harris	0	329	129	446	904
1983	Derrick Crawford	5	594	59	247	905
1982	Derrick Crawford	2	523	0	157	682
1981	Tony Wiley	497	57	0	93	647
1980	Richard Williams	438	82	0	221	741
1979	Leo Cage	599	47	0	0	646
1978	Eddie Hill	739	52	15	367	1173
1977	Keith Wright	7	628	201	345	1181
1976	Terdell Middleton	919	36	0	114	1069
1975	Terdell Middleton	586	18	0	231	835
1974	Bobby Ward	24	312	9	218	563
1973	Bobby Ward	9	744	124	404	1281
1972	Dornell Harris	698	23	124	115	960
1971	Dornell Harris	379	111	0	294	784
1970	Paul Gowen	868	132	25	93	1118
1969	Paul Gowen	715	23	0	126	864
1968	Jay McCoy	454	144	0	215	813
1967	Nick Pappas	245	-3	34	527	803
1966	Bob Baxter	64	10	142	449	665
1965	Bob Sherlag	0	673	36	0	709
1964	Billy Fletcher	367	0	0	389	756
1963	Dave Casinelli	1016	37	0	0	1053
1962	Dave Casinelli	826	40	0	15	881
1961	Dave Casinelli	646	83	0	0	729
1960	Nick Bouni	272	0	76	159	507
1959	Nick Bouni	137	0	73	166	376
1957	Laverne Steedley	129	13	0	39	181
1956	Andy Nelson	348	145	189	183	865

ALL-PURPOSE YARDS

SINGLE GAME

NAME	YDS	RUSH	REC	PR	KO
Ryan Roskelley vs Tulsa, 1994	368	0	174	194	0
DeAngelo Williams vs Tulane, 2003	305	195	41	0	69
DeAngelo Williams vs Houston, 2004	281	262	19	0	0
Larry Porter vs Arkansas St., 1990	275	206	-1	0	70
DeAngelo Williams vs USF, 2004	273	263	10	0	0
Xavier Crawford vs Missouri, 1991	262	46	53	0	163
Paul Gowen vs Tulsa, 1969	260	260	0	0	0
DeAngelo Williams vs UTC, 2004	251	136	87	0	28
DeAngelo Williams vs E. Carolina, 2005	240	226	14	0	0
DeAngelo Williams vs UTEP, 2005	239	236	3	0	0
DeAngelo Williams vs Ole Miss, 2003	239	135	31	0	73
Eddie Hill vs Cincinnati, 1978	237	188	0	0	49
John Martin vs East Carolina, 1992	237	166	16	0	55
DeAngelo Williams vs Akron, 2005	236	238	-2	0	0
DeAngelo Williams vs ECU, 2004	226	225	1	0	0
Eddie Hill vs Wichita St., 1978	225	107	0	11	107
DeAngelo Williams vs Tulsa, 2005	224	223	1	0	0
Russell Copeland vs Florida St., 1989	221	0	113	0	108
Larry Porter vs Arkansas St., 1991	220	167	9	0	44
Bobby Ward vs Houston, 1973	218	0	105	2	111
Charles Wilson vs USM, 1988	218	0	88	0	130
Stan Davis vs Tennessee, 1969	217	76	3	0	138
DeAngelo Williams vs Louisville, 2004	215	200	15	0	0
DeAngelo Williams vs USM, 2004	211	199	12	0	0
Dave Casinelli vs Houston, 1963	210	210	0	0	0
DeAngelo Williams vs UTC, 2005	208	205	3	0	0
D. Williams vs Cincinnati, 2003	206	136	-5	0	75
Charles Wilson vs Tulane, 1988	203	0	51	0	152
D. Williams vs Mississippi St., 2003	202	119	40	0	43
Dornell Harris vs Kansas St., 1973	202	110	14	0	78
DeAngelo Williams vs UAB, 2005	200	167	0	0	33
Larry Porter vs Cincinnati, 1992	200	183	14	0	3

SINGLE SEASON

Name	Year	Yards
DeAngelo Williams	2004	2,230
DeAngelo Williams	2003	2,113
DeAngelo Williams	2005	2,075
Charles Wilson	1988	1,303
Bobby Ward	1973	1,281
Keith Wright	1977	1,181
Eddie Hill	1978	1,173
Mac Cody	1993	1,161
Antoine Harden	2002	1,159
DeAngelo Williams	2002	1,155
Russell Copeland	1992	1,145
Antoine Harden	2001	1,133
Dornell Harris	1972	1,125
Ryan Roskelley	1994	1,118
Paul Gowen	1970	1,118
Gerard Arnold	1998	1,089
Terdell Middleton	1976	1,069
Jerry Harris	1985	1,054
Dave Casinelli	1963	1,053
Isaac Bruce	1993	1,050

CAREER ALL-PURPOSE YARDS LEADERS

Name	Yrs. Played	Yards
DeAngelo Williams	2002-05	7,573
Keith Wright	1974-77	3,099
Damien Dodson	1996-99	2,914
Larry Porter	1990-93	2,821
Paul Gowen	1969-71	2,736
Dornell Harris	1971-73	2,680
Jerry Harris	1983-86	2,663
Wayne Pryor	1986-89	2,551
Gerard Arnold	1997-99	2,521
Terdell Middleton	1974-76	2,470
Stan Davis	1969-72	2,460
Russell Copeland	1989-92	2,396

TIGERS



PUNTING

SINGLE GAME

MOST PUNTS (MIN. 10)

13	Hugh Owens vs Texas A&M	1979
12	Mike Coughlin vs Michigan	1995
12	Hugh Owens vs Texas A&M	1978
12	Paul Wilson vs South Carolina	1972
12	Arthur Franklin vs Southwestern La.	1986
11	Jim Cande vs Ole Miss	1999
11	Hugh Owens vs Houston	1978
11	Durwood Gordon vs W. Texas St.	1968
11	Ben Graves vs Southern Miss	2000
10	Ben Graves vs Mississippi St.	2000
10	James Gaither vs Southern Miss	2001
10	Drew Pairamore vs Louisville	1996
10	Mike Coughlin vs Southwestern La.	1995

MOST YARDS PUNTED (MIN. 400)

492	Hugh Owens vs Texas A&M	1979
450	James Gaither vs Southern Miss	2001
442	Ben Graves vs Mississippi St.	2000
433	Hugh Owens vs Texas A&M	1978
423	Hugh Owens vs Houston	1978
421	Stan Weaver vs Vanderbilt	1982
416	Paul Wilson vs South Carolina	1972

HIGHEST PUNTING AVERAGE (MIN. 48.0)

52.5	Michael Gibson vs UAB (2-105)	2005
52.3	James Gaither vs Army (4-209)	2001
52.0	Preston Watts vs Union	1942
50.3	Jeff Buffaloe vs Louisville (7-352)	1992
49.5	Brandon Roberson vs TTU (2-99)	2003
49.4	Jeff Buffaloe vs Alabama (5-247)	1991
48.8	Olie Cordill vs West Texas St. (5-244)	1963
48.2	Walt Stephens vs Tennessee (4-193)	1984

LONGEST PUNT (MIN. 60)

85	Roland Eveland vs Washington	1950
78	Jeff Fite vs Alabama	1989
71	Ollie Cordill vs West Texas State	1963
70	Michael Gibson vs Marshall	2005
70	Russell Richards vs Florida State	1980
69	Jeff Fite vs Florida	1988
69	Virgil Percy vs Mississippi State	1974

SINGLE SEASON

MOST PUNTS

80	Hugh Owens	1978
80	Russell Richards	1980
78	Ben Graves	2000
78	Stan Weaver	1983
77	Arthur Franklin	1986
73	Drew Pairamore	1996
73	Jeff Fite	1990
71	Hugh Owens	1979
70	Drew Pairamore	1994
68	Mike Coughlin	1995
67	Jim Cande	1999
65	James Gaither	2001
65	Jeff Fite	1989
65	Durwood Gordon	1968

MOST YARDS PUNTED (MIN. 2700)

3125	Ben Graves	2000
3117	Hugh Owens	1978
3049	Stan Weaver	1983
3048	Russell Richards	1980
3040	Jeff Fite	1990
2928	Arthur Franklin	1986
2817	Drew Pairamore	1996
2808	Jim Cande	1999

CAREER PUNTING LEADERS

Name	Yrs.	No.	Yds.	Avg.
Michael Gibson	2005-	59	2,632	44.6
Jeff Buffaloe	1991-92	102	4,433	43.5
Jim Cande	1997-99	97	4,057	41.8
James Gaither	2001-02	102	4,129	40.4
Jeff Fite	1987-90	247	9,939	40.2
Paul Wilson	1969-72	160	6,367	39.8
Ben Graves	1998-00	118	4,676	39.6
Olie Cordill	1963-65	65	2,576	39.6
Drew Pairamore	1994-97	206	8,057	39.1
Stan Weaver	1980-83	192	7,374	38.4
Arthur Franklin	1985-86	141	5,408	38.4

2718	James Gaither	2001
2710	Drew Pairamore	1994

HIGHEST PUNTING AVERAGE (MIN. 25)

44.6	Jeff Buffaloe	1992
44.6	Michael Gibson	2005
42.6	Walt Stephens	1984
42.3	Jeff Buffaloe	1991
41.9	Jim Cande	1999
41.6	Jim Cande	1998
41.6	Jeff Fite	1990
41.3	Olie Cordill	1963
41.0	Jeff Fite	1989
40.6	James Gaither	2001
40.3	James Gaither	2002
40.2	Drew Pairamore	1997
40.1	Ben Graves	2000
40.0	Jeff Fite	1988
40.0	Paul Parrish	1959

CAREER

MOST PUNTS

247	Jeff Fite	1987-90
246	Hugh Owens	1976-79
206	Drew Pairamore	1994-97
192	Stan Weaver	1980-83
160	Paul Wilson	1969-72
141	Arthur Franklin	1985-86
128	Bob Baxter	1965-67
118	Ben Graves	1998-00
111	Durwood Gordon	1968-69
102	Jeff Buffaloe	1991-92

MOST YARDS PUNTED

9,939	Jeff Fite	1987-90
9,305	Hugh Owens	1976-79
8,057	Drew Pairamore	1994-97
7,374	Stan Weaver	1980-83
6,367	Paul Wilson	1969-72
5,408	Arthur Franklin	1985-86
4,676	Ben Graves	1998-00
4,632	Bob Baxter	1965-67
4,433	Jeff Buffaloe	1991-92
4,057	Jim Cande	1997-99
4,035	Durwood Gordon	1968-69

HIGHEST PUNTING AVERAGE

44.6	Michael Gibson	2005-
43.5	Jeff Buffaloe	1991-92
41.8	Jim Cande	1997-99
40.2	Jeff Fite	1987-90
39.8	Paul Wilson	1969-72
39.6	Ben Graves	1998-00
39.6	Ollie Cordill	1963-65
39.1	Drew Pairamore	1994-97
38.4	Stan Weaver	1980-83
38.4	Arthur Franklin	1985-86

TEAM PUNTING RECORDS

SINGLE GAME

MOST PUNTS

13	vs Texas A&M	1979
12	vs Michigan	1995
12	vs Southwestern Louisiana	1986
12	vs Texas A&M	1978
12	vs South Carolina	1972
11	vs Ole Miss	1999
11	vs Mississippi State	2000
11	vs Houston	1978
11	vs West Texas State	1968

MOST YARDS PUNTED

492	vs Texas A&M	1979
450	vs UTEP	2005
450	vs Southern Miss	2001
442	vs Mississippi State	2000
433	vs Texas A&M	1978
423	vs Houston	1978
421	vs Vanderbilt	1982
416	vs South Carolina	1972

FEWEST YARDS PUNTED

11	vs Southern Miss	1977
----	------------------	------

HIGHEST PUNTING AVERAGE

52.5	vs UAB	2005
52.3	vs Army	2001
52.0	vs Houston	2004
50.3	vs Louisville	1992
48.5	vs Houston	1963
48.2	vs Georgia	1984
46.8	vs Houston	2005
46.2	vs UCF	2005
46.0	vs Mississippi State	1974
46.0	vs West Texas State	1964

LOWEST PUNTING AVERAGE

11.0	vs Southern Miss	1977
------	------------------	------

SINGLE SEASON

MOST PUNTS

81	1980
80	1978
79	1983
78	2000
77	1986
77	1981
73	1996
73	1990
70	1994



MEMPHIS

FEWEST PUNTS

29 1962

MOST YARDS PUNTED

3125 2000
3117 1978
3049 1983
3048 1980
3040 1990
2928 1986
2873 1994
2817 1996

FEWEST YARDS PUNTED

985 1962

HIGHEST PUNTING AVERAGE

44.3 2005
43.3 1992
40.2 1997
40.2 1963
40.2 1988
38.9 1982
38.7 2002
38.5 2001

LOWEST PUNTING AVERAGE

33.9 1962

KICKING

SINGLE GAME

MOST POINTS KICKING (MIN. 13)

18 Ryan White vs UAB 1999
17 S. Gostkowski vs Arkansas St. 2004
16 Ryan White vs Cincinnati 1998
14 S. Gostkowski vs Marshall 2005
14 S. Gostkowski vs Ole Miss 2003
14 Joe Allison vs Tulane 1992
13 S. Gostkowski vs Louisville 2004
13 Ryan White vs Arkansas State 2000
13 Don Glosson vs Ole Miss 1983
13 Rusty Bennett vs NTSU 1977

MOST PATs ATTEMPTED (MIN. 7)

9 Pete Weeks vs Louisville 1969
8 Joe Allison vs Tulane 1992
8 Jack Carter vs Hardin-Simmons 1961
7 S. Gostkowski vs Chattanooga 2005
7 S. Gostkowski vs UTC 2004

7 S. Gostkowski vs Tulane 2004
7 W.D. Weeks vs Wichita State 1970
7 Roger Carter vs Cincinnati 1972
7 Hal McGeorge vs Virginia Tech 1973
7 Ryan White vs Houston 2001

MOST PATs MADE (MIN. 7)

9 Pete Weeks vs Louisville 1969
8 Joe Allison vs Tulane 1992
8 Jack Carter vs Hardin-Simmons 1961
7 S. Gostkowski vs UTC 2005
7 S. Gostkowski vs UTC 2004
7 S. Gostkowski vs Tulane 2004
7 Pete Weeks vs Wichita State 1970
7 Roger Carter vs Cincinnati 1972
7 Hal McGeorge vs Virginia Tech 1973
7 Ryan White vs Houston 2001

MOST FIELD GOALS MADE IN A HALF

4 Ryan White vs UAB 1999

MOST FIELD GOALS ATTEMPTED (MIN. 4)

6 Ryan White vs UAB 1999
4 S. Gostkowski vs Marshall 2005
4 S. Gostkowski vs East Carolina 2005
4 S. Gostkowski vs Arkansas St. 2004
4 Stephen Gostkowski vs TTU 2003
4 Ryan White vs Arkansas State 2000
4 Ryan White vs Cincinnati 1998
4 Joe Allison vs Ole Miss 1992
4 Rusty Bennett vs North Texas 1977

MOST FIELD GOALS MADE (MIN. 4)

5 Ryan White vs UAB 1999
4 S. Gostkowski vs Marshall 2005
4 S. Gostkowski vs Arkansas St. 2004
4 Ryan White vs Arkansas State 2000
4 Ryan White vs Cincinnati 1998
4 Joe Allison vs Ole Miss 1992
4 Rusty Bennett vs North Texas 1977

MOST CONSECUTIVE FIELD GOALS MADE

16 Ryan White 1998
15 Don Glosson 1984
13 Stephen Gostkowski 2005
13 Joe Allison 1992

LONGEST FIELD GOAL MADE

53 S. Gostkowski vs Marshall 2005
52 Ryan White vs Cincinnati 1998
52 Luis Tejada vs Ole Miss 1994
52 Don Glosson vs Florida State 1985
51 S. Gostkowski vs East Carolina 2005
51 Joe Allison vs Ole Miss 1992
51 Joe Allison vs Arkansas 1992
51 Joe Allison vs East Carolina 1990
51 Don Glosson vs Georgia 1984
51 Thomas Ingles vs Ole Miss 1982

MOST CONSECUTIVE PATs MADE

101 Ryan White 1998-01
88 Stephen Gostkowski 2002-04
87 Joe Allison 1991-93
47 Stephen Gostkowski 2004-05
33 Don Glosson 1984
32 Jack Carter 1961
28 Joe Allison 1990
23 John Butler 1987

SINGLE SEASON

MOST PATs MADE

48 Stephen Gostkowski 2004
44 Stephen Gostkowski 2003
42 John Cobb 1949
38 Jack Carter 1961
37 Pete Weeks 1969
36 Ryan White 2001
35 Stephen Gostkowski 2005
32 Stephen Gostkowski 2002
32 Joe Allison 1992

YEAR-BY-YEAR PUNTING LEADERS

YEAR	NAME	NO	YDS	AVG
2005	Michael Gibson	59	2632	44.6
2004	Danny Wimprine (OB)	22	808	36.7
2003	Brandon Roberson	50	1975	39.5
2002	James Gaither	35	1411	40.3
2001	James Gaither	67	2718	40.6
2000	Ben Graves	78	3125	40.1
1999	Jim Cande	67	2808	41.9
1998	Jim Cande	30	1249	41.6
1997	Drew Pairamore	63	2530	40.2
1996	Drew Pairamore	73	2817	38.6
1995	Mike Coughlin	68	2543	37.4
1994	Drew Pairamore	70	2710	38.7
1993	Andy McWilliams	41	1485	36.2
1992	Jeff Buffaloe	52	2317	44.6
1991	Jeff Buffaloe	50	2116	42.3
1990	Jeff Fite	73	3040	41.6
1989	Jeff Fite	65	2667	41.0
1988	Jeff Fite	58	2319	40.0
1987	Jeff Fite	51	1913	37.5
1986	Arthur Franklin	77	2928	38.0
1985	Arthur Franklin	64	2480	38.8
1984	Wally Hatfield	42	1572	37.4
1983	Stan Weaver	78	3049	39.1
1982	Stan Weaver	59	2300	38.9
1981	Stan Weaver	55	2025	36.8
1980	Russell Richards	80	3046	38.1
1979	Hugh Owens	71	2674	37.6
1978	Hugh Owens	80	3117	39.0
1977	Hugh Owens	55	2031	36.9
1976	Hugh Owens	40	1483	37.1
1975	Mike Fuhrman	41	1508	36.7
1974	Virgil Percy	39	1476	37.8
1973	Mike Fuhrman	40	1407	35.2
1972	Paul Wilson	62	2533	37.3
1971	Paul Wilson	51	1999	39.2
1970	Paul Wilson	47	1835	39.0
1969	Durwood Gordon	46	1564	34.0
1968	Durwood Gordon	65	2471	38.1
1967	Bob Baxter	38	1409	37.0
1966	Bob Baxter	54	1977	36.5
1965	Bob Baxter	36	1246	34.6
1964	Ollie Cordill	29	1106	38.0
1963	Ollie Cordill	22	908	41.3
1962	Russell Vollmer	28	958	34.2
1961	Russell Vollmer	31	1120	36.1
1960	Paul Parrish	32	1183	37.0
1959	Paul Parrish	25	1000	40.0
1957	Frank Talerico	31	1156	37.3
1956	Andy Nelson	31	1118	36.1

TIGERS



32 Hal McGeorge 1973

MOST PATs ATTEMPTED

49	Stephen Gostkowski	2004
44	Stephen Gostkowski	2003
43	Jack Carter	1961
42	Pete Weeks	1969
37	Stephen Gostkowski	2002
36	Ryan White	2001
36	Jack Carter	1960
35	Stephen Gostkowski	2005
33	Hal McGeorge	1973
32	Joe Allison	1992
32	Pete Weeks	1968

HIGHEST PAT PERCENTAGE

1.000	Stephen Gostkowski (44X44)	2003
1.000	Ryan White (36X36)	2001
1.000	Stephen Gostkowski (35X35)	2005
1.000	Ryan White (18X18)	2000
1.000	Ryan White (25X25)	1999
1.000	Ryan White (22X22)	1998
1.000	Joe Allison (30X30)	1993
1.000	Joe Allison (32X32)	1992
1.000	Joe Allison (25X25)	1991
1.000	Don Glosson (29X29)	1983
1.000	John Butler (18X18)	1989

MOST FIELD GOALS MADE

23	Joe Allison	1992
22	Stephen Gostkowski	2005
20	Stephen Gostkowski	2004
19	Stephen Gostkowski	2003
16	Ryan White	1998
16	John Butler	1989
15	Don Glosson	1984
14	John Butler	1988
14	Don Glosson	1983

MOST FIELD GOALS ATTEMPTED

29	Stephen Gostkowski	2003
25	Stephen Gostkowski	2005
25	Joe Allison	1992
24	Stephen Gostkowski	2004
20	John Butler	1989
20	Don Glosson	1983
20	Rusty Bennett	1977
19	John Butler	1988

HIGHEST FIELD GOAL PERCENTAGE

1.000	Ryan White (16X16)	1998
.920	Joe Allison (23X25)	1992

MOST POINTS KICKING

108	Stephen Gostkowski	2004
101	Stephen Gostkowski	2005
101	Stephen Gostkowski	2003
101	Joe Allison	1992
71	Don Glosson	1983
70	Ryan White	1998
66	Joe Allison	1993
66	John Butler	1989
63	Don Glosson	1984

CAREER FIELD GOAL LEADERS

Name	Yrs. Played	Made-Att
S. Gostkowski	2002-05	70 X 92
Joe Allison	1990-93	51 X 71
Ryan White	1998-01	49 X 67
John Butler	1986-89	48 X 63
Don Glosson	1983-85	34 X 51
Rusty Bennett	1977-80	30 X 50
Bobby Williams	1974-76	17 X NA
Billy Fletcher	1963-65	13 X NA
Pete Weeks	1968-70	12 X NA
Thomas Ingles	1981-83	11 X 22
Neil Purdie	1971-72	10 X NA
Hal McGeorge	1971-73	10 X NA

60 Ryan White 2001
59 Stephen Gostkowski 2002

CAREER

MOST POINTS KICKING

369	S. Gostkowski (159 PAT/70 FG)	2002-05
263	Joe Allison (110 PAT/51 FG)	1990-93
248	Ryan White (101 PAT/49 FG)	1998-01
214	John Butler (70 PAT/48 FG)	1986-89
168	Don Glosson (66 PAT/34 FG)	1983-85

MOST PATs MADE

159	Stephen Gostkowski	2002-05
110	Joe Allison	1990-93
101	Ryan White	1998-01
78	Pete Weeks	1967-69
77	Jack Carter	1959-61
70	John Butler	1986-89

MOST PATs ATTEMPTED

165	Stephen Gostkowski	2002-05
112	Joe Allison	1990-93
101	Ryan White	1998-01
92	Jack Carter	1959-61
91	Pete Weeks	1967-69
74	John Butler	1986-89

HIGHEST PAT PERCENTAGE

1.000	Ryan White (101X101)	1998-01
98.2	Joe Allison (110X112)	1990-93
96.4	S. Gostkowski (159X165)	2002-05
96.2	Hal McGeorge (51x53)	1972-73
95.7	Don Glosson (66X69)	1983-85
95.6	Rusty Bennett (65X68)	1977-80

MOST FIELD GOALS MADE

70	Stephen Gostkowski	2002-05
51	Joe Allison	1990-93
49	Ryan White	1998-01
48	John Butler	1986-89
34	Don Glosson	1983-85
30	Rusty Bennett	1977-80

MOST FIELD GOALS ATTEMPTED

92	Stephen Gostkowski	2002-05
71	Joe Allison	1990-93
67	Ryan White	1998-01
63	John Butler	1986-89
51	Don Glosson	1983-85
50	Rusty Bennett	1977-80

HIGHEST FIELD GOAL PERCENTAGE

76.2	John Butler (48X63)	1986-89
76.1	Stephen Gostkowski (70X92)	2002-05
73.1	Ryan White (49X67)	1998-01
71.8	Joe Allison (51X71)	1990-93
66.7	Don Glosson (34X51)	1983-85

TEAM KICKING RECORDS

SINGLE GAME

MOST EXTRA POINTS

9	vs Louisville	1969
8	vs Chattanooga	2005
8	vs Tulane	1992
7	vs Chattanooga	2004
7	vs Tulane	2004
7	vs Houston	2001
7	vs Virginia Tech	1973
7	vs Wichita State	1972
7	vs Cincinnati	1972
7	vs Louisville	1962

MOST FIELD GOALS MADE

5	vs UAB	1999
4	vs Marshall	2005
4	vs Arkansas State	2004
4	vs Cincinnati	1998
4	vs Ole Miss	1992

YEAR-BY-YEAR FG LEADERS

YEAR	NAME	ATT	MADE	LG
2005	S. Gostkowski	25	22	53
2004	S. Gostkowski	24	20	49
2003	S. Gostkowski	28	19	45
2002	S. Gostkowski	14	9	50
2001	Ryan White	14	8	45
2000	Ryan White	12	18	47
1999	Ryan White	13	19	47
1998	Ryan White	16	16	52
1997	Jim Cande	9	6	42
1996	Ted Lane	18	12	45
1995	Jimmy Keith	8	5	44
1994	Luis Tejeda	17	13	52
1993	Joe Allison	18	12	47
1992	Joe Allison	25	23	51
1991	Joe Allison	13	6	43
1990	Joe Allison	15	10	52
1989	John Butler	20	16	48
1988	John Butler	19	14	44
1987	John Butler	15	11	47
1986	John Butler	9	7	46
1985	Don Glosson	13	5	51
1984	Don Glosson	16	15	50
1983	Don Glosson	20	14	50
1982	Tomas Ingles	14	7	51
1981	Gregg Hauss	8	5	37
1980	Rusty Bennett	13	8	46
1979	Rusty Bennett	10	5	49
1978	Rusty Bennett	7	4	38
1977	Rusty Bennett	20	13	45
1976	Bobby Williams	NA	3	9
1975	Bobby Williams	NA	5	36
1974	Bobby Williams	NA	9	37
1973	Hal McGeorge	NA	9	34
1972	Neil Purdie	NA	4	NA
1971	Neil Purdie	NA	6	NA
1970	Pete Weeks	NA	2	NA
1969	Pete Weeks	10	5	NA
1968	Pete Weeks	NA	5	NA
1967	Wood Stevens	NA	2	NA
1966	Larry Groce	NA	1	NA
1965	Billy Fletcher	NA	3	NA
1964	Billy Fletcher	NA	7	NA
1963	Billy Fletcher	NA	3	NA
1961	Jack Carter	2	1	NA
1960	Jack Carter	3	2	NA
1957	Robert Lyles	NA	1	NA

4 vs North Texas State 1976
3 14 times

MOST FIELD GOALS ATTEMPTED

6	vs UAB	1999
6	vs North Texas State	1976
4	vs East Carolina	2005
4	vs Marshall	2005
4	vs Arkansas State	2004
4	vs Tennessee Tech	2003
4	vs Arkansas	1994
4	vs Ole Miss	1992
4	vs North Texas State	1977
3	vs several opponents	

MOST CONSECUTIVE FIELD GOALS MADE

16	1998-99
16	1983-1984
13	2005
11	1992

SINGLE SEASON

MOST EXTRA POINTS

48	2004
44	2003
40	1961
39	1969
36	2005
36	2001
34	1960



MEMPHIS

MOST FIELD GOALS MADE

23	1992
22	2005
20	2004
19	2003
15	1994
15	1984
14	1988
14	1983

FEWEST FIELD GOALS MADE

0	1958
---	------

MOST FIELD GOALS ATTEMPTED

28	2003
25	2005
25	1992
24	2004
21	1994
20	1983
20	1977
19	1995
19	1988

FEWEST FIELD GOALS ATTEMPTED

8	1978
8	1968

FEWEST FIELD GOAL MADE

18	1982
----	------

KICKOFF RETURNS

SINGLE GAME

KICKOFF RETURNS

8	Antoine Harden vs Tennessee	2001
7	Chris Kelley vs Cincinnati	2004
6	LaKendus Cole vs Louisville	2004
6	DeAngelo Williams vs Cincinnati	2002
6	Charles Wilson vs Southern Miss	1988
6	Gerald White vs Mississippi State	1986
6	Edwin Lovelady vs Army	1985
6	Donnie Elder vs Ole Miss	1982
6	Stan Davis vs Tennessee	1969

MOST KICKOFF RETURN YARDS

167	Jerry Harris vs Southern Miss	1983
163	Xavier Crawford vs Missouri	1991
160	Antoine Harden vs Tennessee	2001
157	P.T. Jones vs Tulane	1997
152	DeAngelo Williams vs Cincinnati	2002
152	Mac Cody vs Cincinnati	1993
152	Charles Wilson vs Tulane	1988
146	Dornell Harris vs Drake	1972
145	Chris Kelley vs Cincinnati	2004
141	Keith Cobb vs East Carolina	1996
141	Nick Pappas vs Houston	1967
140	Keith Cobb vs Southern Miss	1998

HIGHEST KICKOFF RETURN AVERAGE

41.8	Jerry Harris vs Southern Miss	1983
38.0	Charles Wilson vs Tulane	1988
35.3	Nick Pappas vs Houston	1965
34.5	DeAngelo Williams vs Tulane	2003
32.6	Xavier Crawford vs Missouri	1991
32.3	Joe Doss vs Akron	2005
31.4	P.T. Jones vs Tulane	1997
30.4	Mac Cody vs Cincinnati	1993

MOST KICKOFF RETURN TDs

1	Kevin Cobb vs Tennessee	1996
1	Mac Cody vs Cincinnati	1993
1	Charles Wilson vs Tulane	1988
1	Jerry Harris vs Southern Miss	1983

1	Charles Greenhill vs Cincinnati	1983
1	Terdell Middleton vs North Texas	1975
1	Stan Davis vs Cincinnati	1972
1	Nick Pappas vs Ole Miss	1967
1	Billy Fletcher vs Houston	1963
1	Billy Russell vs Tennessee Tech	1954

LONGEST KICKOFF RETURN

98	Jerry Harris vs Southern Miss	1983
97	Charles Wilson vs Tulane	1988
96	Terdell Middleton vs North Texas	1975
95	Kevin Cobb vs Tennessee	1996
95	Frank Mawyer vs Chattanooga	1950
94	Stan Davis vs Cincinnati	1972
93	Nick Pappas vs Ole Miss	1967
93	Preston Watts vs Troy State	1940

SINGLE SEASON

MOST KICKOFF RETURNS

30	Charles Wilson	1988
28	Reginald Jones	1989
26	Antoine Harden	2002
25	Antoine Harden	2001
24	William Arnold	1987
23	William Arnold	1990
22	Derrick Crawford	1981

MOST KICKOFF RETURN YARDS

735	Charles Wilson	1988
622	Reginald Jones	1989
555	William Arnold	1987
553	Antoine Harden	2001
527	Nick Pappas	1967
523	Sammy Seals	1986

HIGHEST KICKOFF RETURN AVERAGE

33.0	Mac Cody	1993
31.0	Nick Pappas	1967
30.2	John Martin	1992
28.9	Bobby Ward	1973
27.5	Xavier Crawford	1991
27.4	Bobby Ward	1974

MOST KICKOFF RETURN TDs

1	Kevin Cobb vs Tennessee	1996
1	Mac Cody vs Cincinnati	1993
1	Charles Wilson vs Tulane	1988
1	Jerry Harris vs Southern Miss	1983
1	Charles Greenhill vs Cincinnati	1983
1	Terdell Middleton vs North Texas	1975
1	Stan Davis vs Cincinnati	1972
1	Nick Pappas vs Ole Miss	1967
1	Billy Fletcher vs Houston	1963
1	Billy Russell vs Tennessee Tech	1954

CAREER

KICKOFF RETURNS

55	William Arnold	1987-90
53	Antoine Harden	2000-02
47	Jerry Harris	1983-86
45	Derrick Crawford	1980-83
40	Dornell Harris	1971-73
39	Kevin Cobb	1994-97
36	Keith Wright	1974-77

MOST KICKOFF RETURN YARDS

1,202	William Arnold	1987-90
1,165	Jerry Harris	1983-86
1,085	Antoine Harden	2000-02
957	Derrick Crawford	1980-83
900	Russ Vollmer	1960-63
868	Dornell Harris	1971-73
837	Kevin Cobb	1994-97

HIGHEST KICKOFF RETURN AVERAGE

30.0	Russ Vollmer	1960-63
28.1	Bobby Ward	1973-74

27.7	Nick Bouni	1956-59
26.8	Stan Davis	1969-71
25.5	Brian Davis	1994-95
25.3	Quitman Spaulding	1993-95
24.8	Jerry Harris	1983-86

MOST KICKOFF RETURN TDs

1	Kevin Cobb vs Tennessee	1996
1	Mac Cody vs Cincinnati	1993
1	Charles Wilson vs Tulane	1988
1	Jerry Harris vs Southern Miss	1983
1	Charles Greenhill vs Cincinnati	1983
1	Terdell Middleton vs North Texas	1975
1	Stan Davis vs Cincinnati	1972
1	Nick Pappas vs Ole Miss	1967
1	Billy Fletcher vs Houston	1963
1	Billy Russell vs Tennessee Tech	1954

YEAR-BY-YEAR KICKOFF RETURN LEADERS

YEAR	NAME	NO	YD	TDs
2005	Joe Doss	19	423	0
2004	LaKendus Cole	15	261	0
2003	DeAngelo Williams	13	299	0
2002	Antoine Harden	26	504	0
2001	Antoine Harden	25	533	0
2000	Ryan Johnson	12	219	0
1999	Ken Coutain	11	184	0
1998	Keith Cobb	19	432	0
1997	Kevin Cobb	16	342	0
1996	Damien Dodson	19	362	0
1995	Kevin Cobb	11	222	0
1994	Brian Davis	16	416	0
1993	Mac Cody	13	429	1
1992	John Martin	9	272	0
1991	Xavier Crawford	10	275	0
1990	William Arnold	23	485	0
1989	Reginald Jones	28	622	0
1988	Charles Wilson	30	735	1
1987	William Arnold	24	555	0
1986	Sammy Seals	21	523	0
1985	Jerry Harris	15	369	0
1984	Jerry Harris	20	446	0
1983	Derrick Crawford	12	247	0
1982	Derrick Crawford	7	157	0
1981	Derrick Crawford	22	467	0
1980	Derrick Burroughs	12	246	0
1979	Richard Williams	17	348	0
1978	Eddie Hill	20	367	0
1977	Keith Wright	17	345	0
1976	Ricky Rivas	21	406	0
1975	Terdell Middleton	11	231	1
1974	Bobby Ward	16	438	0
1973	Bobby Ward	14	404	0
1972	Dornell Harris	17	404	0
1971	Dornell Harris	14	294	0
1970	Gerald Tinker	17	363	0
1969	Stan Davis	14	361	0
1968	Jay McCoy	6	215	0
1967	Nick Pappas	17	527	1
1966	Bob Baxter	19	449	0
1965	Bob Baxter	14	303	1
1964	Billy Fletcher	16	389	0
1963	Russell Vollmer	9	290	1
1962	Russell Vollmer	10	302	1
1961	Russell Vollmer	10	280	0
1960	Nick Bouni	8	159	0
1959	Nick Bouni	4	166	0
1957	Bob Schmidt	7	149	0
1956	Andy Nelson	8	183	0

TIGERS



TEAM KICKOFF RETURN RECORDS

SINGLE GAME

MOST KICKOFF RETURNS

9	vs Louisville	2004
9	vs Cincinnati	2002
9	vs Tennessee	2001
8	vs Florida State	1987
8	vs Ole Miss	1980
8	vs Ole Miss	1971
8	vs Louisville	1970
8	vs Ole Miss	1970

MOST KICKOFF RETURN YARDS

196	vs Cincinnati	2002
186	vs Southern Miss	1983
169	vs Florida State	1979
168	vs Tennessee	2001
168	vs Houston	1967
168	vs Tulane	1988
167	vs Cincinnati	1972

FEWEST KICKOFF RETURN YARDS

0	vs several opponents	
---	----------------------	--

SINGLE SEASON

MOST KICKOFF RETURNS

57	1986
50	1998
48	2002
47	2001
46	2004
45	1988
42	1978

FEWEST KICKOFF RETURNS

17	1962
----	------

MOST KICKOFF RETURN YARDS

1111	1986
1071	1993
1025	1998
964	2002
954	1988
887	1972
885	2001
877	1995

FEWEST KICKOFF RETURN YARDS

388	1960
-----	------

100-YARD KICK RETURN GAMES

KEITH COBB (3)

141	vs East Carolina	1998
140	vs Southern Miss	1998
136	vs Tulane	1998

NICK PAPPAS (3)

141	vs Houston	1967
129	vs Ole Miss	1967
116	vs Utah State	1967

RICHARD WILLIAMS (3)

133	vs Florida State	1979
129	vs Ole Miss	1980
104	vs Ole Miss	1979

CHARLES WILSON (3)

152	vs Tulane	1988
130	vs Southern Miss	1988
104	vs Tulsa	1988

BOB BAXTER (2)

108	vs Ole Miss	1965
100	vs Southern Miss	1965

MAC CODY (2)

152	vs Cincinnati	1993
114	vs Ole Miss	1992

JERRY HARRIS (2)

167	vs Southern Miss	1983
121	vs Alabama	1985

DAVID BERRONG (1)

133	vs Wichita State	1968
-----	------------------	------

KEVIN COBB (1)

131	vs Tennessee	1996
-----	--------------	------

LAKENDUS COLE (1)

118	vs Louisville	2004
-----	---------------	------

RUSSELL COPELAND (1)

108	vs Florida State	1989
-----	------------------	------

DERRICK CRAWFORD (1)

111	vs Southern Miss	1981
-----	------------------	------

XAVIER CRAWFORD (1)

163	vs Missouri	1997
-----	-------------	------

BRIAN DAVIS (1)

115	vs Mississippi State	1995
-----	----------------------	------

STAN DAVIS (1)

138	vs Tennessee	1969
-----	--------------	------

JOE DOSS (1)

110	vs UTEP	2005
-----	---------	------

TOMMY ELRED (1)

147	vs Southern Miss	1964
-----	------------------	------

BILLY FLETCHER (1)

107	vs Ole Miss	1964
-----	-------------	------

ANTOINE HARDEN (1)

160	vs Tennessee	2001
-----	--------------	------

DORNELL HARRIS (1)

146	vs Drake	1972
-----	----------	------

EDDIE HILL (1)

107	vs Wichita State	1978
-----	------------------	------

P.T. JONES (1)

157	vs Tulane	1997
-----	-----------	------

REGINALD JONES (1)

111	vs Florida	1989
-----	------------	------

CHRIS KELLEY (1)

145	vs Cincinnati	2004
-----	---------------	------

JOHN MARTIN (1)

108	vs Tennessee	1992
-----	--------------	------

SEAN McCANN (1)

111	vs Mississippi State	1979
-----	----------------------	------

SAMMY SEALS (1)

125	vs Tennessee	1986
-----	--------------	------

RUSSELL VOLLMER (1)

108	vs Mississippi State	1963
-----	----------------------	------

BOBBY WARD (1)

111	vs Houston	1973
-----	------------	------

GERALD WHITE (1)

108	vs Mississippi State	1986
-----	----------------------	------

DEANGELO WILLIAMS (1)

152	vs Cincinnati	2002
-----	---------------	------

PUNT RETURNS

SINGLE GAME

MOST PUNT RETURNS

10	Ryan Roskelly vs Tulsa	1994
7	Darron White vs Chattanooga	2004
6	Ryan Johnson vs UAB	2001
6	Damien Dodson vs Houston	1997
6	Russell Copeland vs Cincinnati	1992
6	Jerry Harris vs Mississippi State	1985
6	Keith Wright vs North Texas St.	1974
6	Stan Davis vs Tennessee	1969
6	Dornell Harris vs Drake	1972
6	Bob Baxter vs Ole Miss	1965

MOST PUNT RETURN YARDS

194	Ryan Roskelly vs Tulsa	1994
133	David Berrong vs Wichita State	1968

CAREER KICKOFF RETURN LEADERS

Name	Yrs. Played	No.	Yds.	Avg.
William Arnold	1987-90	55	1,202	21.8
Jerry Harris	1983-86	47	1,165	24.8
Antoine Harden	2000-02	53	1,085	20.5
Russ Vollmer	1960-63	29	900	30.0
Dornell Harris	1971-73	40	868	21.7
Bobby Ward	1973-74	30	842	28.1
Kevin Cobb	1994-97	39	837	21.2
DeAngelo Williams	2002-05	37	824	22.3
Bob Baxter	1965-67	33	752	22.8
Keith Wright	1974-77	36	738	20.5
Charles Wilson	1986-88	30	735	24.5
Stan Davis	1969-71	26	697	26.8
John Martin	1993-94	25	647	25.9
Brian Davis	1993-95	24	612	25.5
Nick Pappas	1966-67	22	594	27.0
P.T. Jones	1997-98	23	532	23.1
Sammy Seals	1985-87	21	523	24.9
Keith Cobb	1995-98	25	522	20.8

(20 returns is the minimum)



MEMPHIS

120	Keith Wright vs N. Texas State	1974
94	Damien Dodson vs Houston	1997
94	Keith Wright vs Louisville	1975
94	Frank Mawyer vs. Chattanooga	1950
92	Darron White vs Tulane	2004
92	Ryan Johnson vs Cincinnati	2000
92	Stan Davis vs Southern Miss	1972
92	Bob Baxter vs Ole Miss	1967

HIGHEST PUNT RETURN AVERAGE

33.3	David Berrong vs Wichita State	1968
30.7	Bob Baxter vs Ole Miss	1967
30.6	Ryan Johnson vs Cincinnati	2000
30.0	Keith Wright vs North Texas	1974
21.8	Bobby Ward vs Ole Miss	1973
19.4	Ryan Roskelly vs Tulsa	1994
18.4	Darron White vs Tulane	2004
17.0	Darron White vs Houston	2004
15.7	Damien Dodson vs Houston	1997

MOST PUNT RETURN TDs

1	Darron White vs Tulane	2004
1	Keith Cobb vs Southwestern La.	1995
1	Ryan Roskelly vs Tulsa	1994
1	Judson Flint vs Ole Miss	1978
1	Judson Flint vs Louisville	1978
1	Keith Wright vs Louisville	1976
1	Keith Wright vs Wichita State	1976
1	Keith Wright vs Louisville	1975
1	Keith Wright vs North Texas	1974
1	Steve Jaggard vs Tulsa	1968
1	Bob Baxter vs Ole Miss	1967
1	Bob Sherlag vs Wake Forest	1964
1	Russell Vollmer vs Ole Miss	1962
1	nine blocked punts for TDs	

LONGEST PUNT RETURN

97	Keith Wright vs North Texas	1974
94	Keith Wright vs Louisville	1975
94	Frank Mawyer vs Chattanooga	1950
88	Russ Vollmer vs Ole Miss	1962
86	Ricky Rivas vs Wichita State	1975
86	Jack Carter vs Chattanooga	1961

SINGLE SEASON

MOST PUNT RETURNS

40	Ryan Roskelly	1994
37	Ryan Johnson	2000
37	Russell Copeland	1992
36	Darron White	2002
36	Ryan Johnson	2001

32	Brandon McDonald	2005
32	Darron White	2004
31	Charlie Babb	1971
30	Ryan Roskelly	1995
27	Cole Hoppe	2003
27	Jerry Harris	1985
25	Tripp Higgins	1999

MOST PUNT RETURN YARDS

468	Ryan Roskelly	1994
389	Ryan Johnson	2000
376	Ryan Johnson	2001
351	Russell Copeland	1992
347	Darron White	2004
308	Bob Baxter	1967
301	Darron White	2002
254	David Berrong	1968
252	Ryan Roskelly	1995
240	James Thompson	1972
239	Jack Carter	1961

HIGHEST PUNT RETURN AVERAGE

34.1	Jack Carter	1961
27.8	Keith Wright	1975
20.4	Frank Talerico	1956
20.4	Russ Vollmer	1962
18.9	Andy Nelson	1956

MOST PUNT RETURN TDs

2	Judson Flint	1978
2	Keith Wright	1976
1	18 players tied with one	

CAREER

MOST PUNT RETURNS

76	Ryan Johnson	1999-01
70	Ryan Roskelly	1994-95
68	Darron White	2001-04
57	Keith Wright	1974-77
48	Anthony Parker	1979-82
47	Jerry Harris	1983-86
41	Charlie Babb	1969-71
40	Bob Baxter	1965-67

MOST PUNT RETURN YARDS

816	Keith Wright	1974-77
784	Ryan Johnson	1999-01
720	Ryan Roskelly	1994-95
648	Darron White	2001-04
450	Bob Baxter	1965-67

TOP PUNT RETURN PERFORMANCES

YDS	NAME
194	Ryan Roskelly vs Tulsa, 1994
133	David Berrong vs Wichita St., 1968
120	Keith Wright vs North Texas, 1974
94	Keith Wright vs Louisville, 1975
94	Damien Dodson vs Houston, 1997
94	Frank Mawyer vs Chattanooga, 1950
92	Darron White vs Tulane, 2004
92	Ryan Johnson vs Cincinnati, 2000
92	Bob Baxter vs Ole Miss, 1967
92	Stan Davis vs Southern Miss, 1972
88	Russ Vollmer vs Ole Miss, 1962
87	Jerry Craine vs Tennessee, 1986
87	Bobby Ward vs Ole Miss, 1973
86	Russell Copeland vs Cincinnati, 1992
86	Ricky Rivas vs Wichita State, 1975
86	Jack Carter vs Chattanooga, 1961
78	Darron White vs Chattanooga, 2004
78	Keith Wright vs Ole Miss, 1976
78	James Thompson vs Tulsa, 1972
78	James Thompson vs Cincinnati, 1972
78	Steve Cacciola vs Florida State, 1974
77	Judson Flint vs Ole Miss, 1978
75	Judson Flint vs Louisville, 1978
73	Ryan Roskelly vs Southwestern La., 1995
72	Bob Sherlag vs Wake Forest, 1964
69	Keith Wright vs Louisville, 1976
68	Bob Baxter vs Southern Miss, 1967
68	Keith Wright vs North Texas, 1977
66	Russ Vollmer vs Tennessee Tech, 1962
62	Darron White vs Ole Miss, 2004
60	Mac Cody vs Southern Miss, 1993
60	Ryan Roskelly vs Ole Miss, 1994
57	Jerry Craine vs Southern Miss 1986
56	Jerry Todd vs Utah State, 1969
55	Tommy Elred vs North Texas, 1965
54	Ollie Cordill vs McNeese State, 1964
54	David Berrong vs North Texas, 1969
53	Keith Wright vs Utah State, 1977
53	Russ Vollmer vs Detroit, 1962
51	Darron White vs Houston, 2004
50	Ryan Johnson vs Tennessee, 2000
50	Sammy Seals vs Arkansas State, 1987
50	Russell Copeland vs Louisville, 1992

376	David Berrong	1967-69
361	Jack Carter	1959-61
354	Russell Copeland	1989-92
314	Jerry Harris	1983-86

HIGHEST PUNT RETURN AVERAGE

20.1	Jack Carter	1959-61
14.3	Keith Wright	1974-77
14.3	Russ Vollmer	1960-63
11.9	James Thompson	1972-74
11.4	David Berrong	1967-69
10.3	Ryan Roskelly	1994-95

MOST PUNT RETURN TDs

4	Keith Wright	1974-77
2	Judson Flint	1978-79
1	16 players tied with one	

TEAM PUNT RETURN RECORDS

SINGLE GAME

MOST PUNT RETURNS

10	vs Tulsa	1994
9	vs Mississippi State	1985
8	vs Quantico	1966
7	vs Chattanooga	2004

CAREER PUNT RETURN YARDAGE

Name	Yrs. Played	No.	Yds.	Avg.
Keith Wright	1974-77	57	816	14.3
Ryan Johnson	1999-01	76	784	10.3
Ryan Roskelly	1994-95	70	720	10.3
Darron White	2001-04	68	648	9.5
Bob Baxter	1965-67	40	450	11.3
David Berrong	1967-69	33	376	11.4
Jack Carter	1959-61	18	361	20.1
Russell Copeland	1989-92	38	354	9.5
Jerry Harris	1983-86	47	314	6.7
Damien Dodson	1996-99	35	295	8.4
Anthony Parker	1979-82	48	290	6.0
Anthony Carter	1979-82	12	272	22.6
James Thompson	1972-74	22	269	12.2
Russell Vollmer	1960-63	17	258	15.2
Charlie Babb	1969-71	41	235	5.7
Tommy Elred	1964-66	23	224	9.7
Judson Flint	1977-78	19	211	11.1
Frank Talerico	1956-57	12	200	16.6

TIGERS



7	vs Tennessee Tech	1962
6	vs several opponents	

MOST PUNT RETURN YARDS

194	vs Tulsa	1994
133	vs Tulsa	1968
133	vs Wichita State	1968
120	vs North Texas State	1974
97	vs Cincinnati	1972
92	vs Tulane	2004
92	vs Cincinnati	2000
92	vs Ole Miss	1967
92	vs Southern Miss	1972

FEWEST PUNT RETURN YARDS

-8	vs Tulane	2003
----	-----------	------

YEAR-BY-YEAR PUNT RETURN LEADERS

YEAR	NAME	NO	YDS	TDS
2005	Brandon McDonald	32	153	0
2004	Darron White	32	347	1
2003	Cole Hoppe	27	211	0
2002	Darron White	36	301	0
2001	Ryan Johnson	36	376	0
2000	Ryan Johnson	37	389	0
1999	Tripp Higgins	25	141	0
1998	Damien Dodson	12	56	0
1997	Damien Dodson	18	218	0
1996	Chancy Carr	23	117	0
1995	Ryan Roskelly	30	252	0
1994	Ryan Roskelly	40	468	1
1993	John Martin	17	152	0
1992	Russell Copeland	37	351	0
1991	Cliff Robinson	23	116	0
1990	Glenn Rogers, Jr.	16	109	0
1989	Glenn Rogers, Jr.	7	69	0
1988	Mike Nettles	13	59	0
1987	Sammy Seals	13	67	0
1986	Jerry Craine	14	160	0
1985	Jerry Harris	27	180	0
1984	Jerry Harris	19	129	0
1983	Derrick Crawford	6	59	0
1982	Enis Jackson	10	53	0
1981	Anthony Parker	17	126	0
1980	Anthony Parker	15	53	0
1979	Anthony Parker	12	79	0
1978	Judson Flint	19	211	2
1977	Keith Wright	21	201	0
1976	Keith Wright	16	228	2
1975	Keith Wright	7	169	1
1974	Keith Wright	13	218	1
1973	Bobby Ward	15	124	0
1972	James Thompson	19	240	0
1971	Charlie Babb	31	180	0
1970	Charlie Babb	10	55	0
1969	David Berrong	14	122	0
1968	David Berrong	19	254	0
1967	Bob Baxter	19	308	1
1966	Bob Baxter	21	142	0
1965	Tommy Elred	15	149	0
1964	Ollie Cordill	7	87	0
1963	Ollie Cordill	6	51	0
1962	Russell Vollmer	11	224	0
1961	Jack Carter	7	239	1
1960	Nick Bouni	3	76	0
1959	Nick Bouni	5	73	0
1957	Frank Talerico	5	57	0
1956	Andy Nelson	10	189	0

MOST PUNT RETURN TDs

3	vs Tulsa (two on blocked punts)	1968
1	19 times	

SINGLE SEASON

MOST PUNT RETURNS

47	1994
44	2002
39	2000
38	1971
36	2001
35	1995
35	1993
33	2004
32	2005
27	1983
27	1964

FEWEST PUNT RETURNS

13	1998
----	------

MOST PUNT RETURN YARDS

514	1994
468	1992
408	1961
385	1972
381	1968

FEWEST PUNT RETURN YARDS

54	1980
----	------

MOST PUNT RETURN TDs

3	1968
2	1978
2	1976
2	1974

DEFENSE

SINGLE GAME

MOST SOLO TACKLES

19	Pete Scatamacchia vs Louisville	1979
16	Alex Dees vs Southern Miss	1968
15	Dave Pawlik vs Utah State	1971
14	Todd Ondra vs Louisville	1978
14	Wilson Neely vs Mississippi St.	1986
12	Glenn Sumter vs Southern Miss	2001

MOST ASSISTED TACKLES

19	Art Brumit vs Utah State	1967
13	Joe Rushing vs Utah State	1967
13	Damon Young vs Tulane	1987
12	Todd Ondra vs Northeast La.	1979
12	Todd Ondra vs Louisville	1979

MOST TOTAL TACKLES

25	Pete Scatamacchia vs Louisville	1979
21	Tommy James vs Utah State	1970
21	Alex Dees vs Southern Miss	1968
20	Kamal Shakir vs Army	1999
20	John Allen vs Houston	1968
20	Glenn Whittemore vs Southern Miss	1973
20	Todd Ondra vs Texas A&M	1979
20	Mike Kleimeyer vs Tennessee	1981
18	Glenn Sumter vs East Carolina	2001

MOST QUARTERBACK SACKS

4	James Logan vs Arkansas St.	1994
4	Marlon Brown vs Louisville	1987
3	by eight different players	

MOST TACKLES FOR LOST YARDAGE

6	Tony Williams vs Tennessee	1996
5	Marlon Brown vs Southern Miss	1987

YEAR-BY-YEAR TACKLE LEADERS

Year	Pos	Name	TT
1964	NG	Bob Finamore	117
1966	LB	Joe Rushing	79
1967	DE	Alex Dees	86
1968	DE	Alex Dees	101
1969	DE	Bobby Dees	108
1970	LB	John Allen	107
1971	NG	Dave Pawlik	161
1972	NG	Joe Puzin	97
1973	LB	Steve McCarty	119
1974	LB	Jerry Dandridge	116
1975	LB	Jerry Dandridge	119
1976	LB	Keith Butler	124
1977	LB	Keith Butler	152
1978	LB	Michael Thomas	116
1979	NG	Pete Scatamacchia	121
1980	LB	Todd Ondra	147
1981	LB	Mike Kleimeyer	96
1982	LB	Johnnie Walker	114
1983	LB	Eric Fairs	122
1984	OLB	Tim Harris	120
1985	LB	Eric Fairs	143
1986	LB	Octavian Sharp	125
1987	LB	Damon Young	135
1988	LB	Damon Young	135
1989	LB	Scott Rumley	85
1990	LB	Scott Rumley	80
1991	LB	Danton Barto	141
1992	LB	Danton Barto	127
1993	LB	Danton Barto	144
1994	LB	Jesse Allen	128
1995	DB	Jerome Woods	120
1996	LB	Richard Hogans	128
1997	LB	Chris Reeves	92
1998	LB	Kamal Shakir	87
1999	LB	Kamal Shakir	143
2000	LB	Kamal Shakir	119
2001	DB	Glenn Sumter	137
2002	LB	Derrick Ballard	101
2003	LB	Will Hyden	101
2004	LB	Tim Goodwell	106
2005	LB	Tim Goodwell	102

5	Rod Brown vs Arkansas	1993
4	by 11 different players	

MOST FUMBLE RECOVERIES

3	Ricky Kale vs Southern Miss	1970
2	Eric Taylor vs Arkansas State	2003
2	Reginald Howard vs Ole Miss	1999
2	Demorrio Shank vs Houston	1998
2	Larry Frankenbach vs N. Texas	1970

LONGEST FUMBLE RETURN

84	Corey Irby vs Louisville	1999
73	Glenn Sumter vs Mississippi St.	2001
66	Idrees Bashir vs Tulane	2000
64	Manny Santibanez vs USM	1997
57	Ruben Melton vs. Cincinnati	1971
54	Jeremy Stewart vs East Carolina	1998
47	John Allen vs North Texas	1968
44	Idrees Bashir vs Tennessee	1999
34	Marcus West vs Murray State	2002

MOST PASS INTERCEPTIONS

3	Eddie Moore vs Tulane	1988
3	Keith Simpson vs North Texas	1977
3	Ollie Cordill vs Mississippi St.	1965

MOST INTERCEPTION RETURN YARDS

100	Idrees Bashir vs Army	2000
99	Robert Lyles vs Mississippi St.	1958
95	Marty Hammock vs USM	1973



MEMPHIS

95	Chris Hobbs vs Tennessee	1991
93	Bob Sherlag vs Wake Forest	1964
91	Bob Orians vs Southern Miss	1977
90	Dominic Calloway vs E. Carolina	1993
90	Preston Watts vs MTSU	1941

LONGEST INTERCEPTION RETURN

100	Idrees Bashir vs Army	2000
99	Robert Lyles vs Mississippi St.	1958
95	Marty Hammock vs Southern Miss	1973
95	Chris Hobbs vs Tennessee	1991
93	Bob Sherlag vs Wake Forest	1964
91	Bob Orians vs Southern Miss	1977
90	Dominic Calloway vs E. Carolina	1993
90	Preston Watts vs MTSU	1941

SINGLE SEASON

MOST SOLO TACKLES

103	Dave Pawlik	1971
96	Eric Fairs	1985
92	Keith Butler	1977
90	Glenn Sumter	2001
87	Kamal Shakir	1999
87	Bob Finamore	1964
87	Todd Ondra	1980

MOST ASSISTED TACKLES

79	Todd Ondra	1979
78	Michael Thomas	1980
69	Jesse Allen	1994
63	Danton Barto	1993
61	Jerry Dandridge	1975
61	John Allen	1969

MOST TOTAL TACKLES

162	Michael Thomas	1980
161	Dave Pawlik	1971
152	Keith Butler	1977
147	Todd Ondra	1980
144	Danton Barto	1993
144	Todd Ondra	1979
143	Kamal Shakir	1999
137	Glenn Sumter	2001

MOST QUARTERBACK SACKS

13	Andre Arnold	2000
11	Marquis Bowling	1997
11	Marlon Brown	1987
11	Cedric Wright	1983
10	David Brandon	1986
9	Tramont Lawless	1999
9	Bryan Barnett	1994

MOST TACKLES FOR LOSS OF YARDS

21	Marlon Brown (126 yds.)	1987
20	Tony Williams (96 yds.)	1996
17	Tim Harris (83 yds.)	1984
17	Eric Fairs (70 yds.)	1984
16	Marquis Bowling (80 yds.)	1997
16	Marcus Bell (61 yds.)	2000
14	Tim Harris (60 yds.)	1985
14	Marcus Bell (31 yds.)	1999
13	Derrick Ballard (46 yds.)	2002
13	Greg Harper (41 yds.)	2001

MOST FUMBLE RECOVERIES

5	Van Anderson	1974
4	several tied at four	

MOST PASS INTERCEPTIONS

11	Jerry Todd	1968
8	David Berrong	1969
8	Steve Jaggard	1969
7	Eddie Moore	1988
6	Bill Brundzo	1966
6	Walter Daggett	1971
6	Percy Nabors	1983
6	Glenn Sumter	2001

MOST INTERCEPTION YARDS

144	Percy Nabors	1983
136	David Berrong	1969
119	Glenn Rogers, Jr.	1988
113	Keith Spann	1996
104	Charlie Babb	1971
100	Idrees Bashir	2000

MOST BLOCKED KICKS

4	Ken Irvin	1992
4	Marvin Chatman	1981
3	Michael Stone	2000
3	David Brandon	1984

CAREER

MOST SOLO TACKLES

273	Danton Barto	1990-93
266	Eric Fairs	1982-85
254	Kamal Shakir	1997-00
240	Michael Thomas	1977-80
226	Keith Butler	1974-77
212	Jerry Dandridge	1972-75
201	Tim Harris	1982-85
201	Todd Ondra	1978-80
200	Damon Young	1985-88
200	Octavian Sharp	1984-86
191	Richard Hogans	1993-96
191	Derrick Ballard	2001-03

MOST ASSISTED TACKLES

214	Michael Thomas	1977-80
200	Danton Barto	1990-93
171	Todd Ondra	1978-80
169	Eric Fairs	1982-85
168	Octavian Sharp	1984-86
162	Kamal Shakir	1997-00
158	Keith Butler	1974-77
157	Damon Young	1985-88
156	Jerry Dandridge	1972-75
148	Jeremy Williams	1990-93
143	Tim Harris	1982-85
136	John Allen	1968-70
135	Mike Kleimeyer	1979-82

MOST TOTAL TACKLES

473	Danton Barto	1990-93
454	Michael Thomas	1977-80
435	Eric Fairs	1982-85
416	Kamal Shakir	1997-00
384	Keith Butler	1974-77
372	Todd Ondra	1978-80
368	Octavian Sharp	1984-86
368	Jerry Dandridge	1972-75

MOST INTERCEPTIONS

17	David Berrong	1967-69
16	Jerry Todd	1967-69
13	Glenn Sumter	1998-00
13	Eric Harris	1973-76

YEAR-BY-YEAR INTERCEPTION LEADERS

Year	Name	No.	Yds	TDS
2005	Brandon McDonald	3	75	0
2004	Dustin Lopez	4	72	0
2003	Wesley Smith	3	40	0
2002	O.C. Collins	3	83	0
	Derrick Ballard	3	15	0
2001	Glenn Sumter	6	61	0
2000	Glenn Sumter	5	76	0
1999	Fred Powell	3	54	0
1998	Glenn Sumter	2	7	0
	Jeremy Stewart	2	29	0
	Keith Cobb	2	6	0
1997	Kevin Cobb	2	21	0
	Mike McKenzie	2	10	0
	Jeremy Stewart	2	7	0
1996	Keith Spann	5	113	0
1995	Jerome Woods	6	110	1
1994	Barry Dillard	3	60	0
1993	Dominic Calloway	4	90	0
1992	Danton Barto	4	89	0
1991	Herb Kendall	3	46	0
1990	Glenn Rogers, Jr.	5	87	0
1989	Glenn Rogers, Jr.	4	23	0
1988	Eddie Moore	7	51	0
1987	Randall Cooper	3	9	0
1986	Mike Nettles	3	72	0
1985	Trell Hooper	3	37	1
1984	Donnie Elder	3	3	0
1983	Percy Nabors	6	144	1
1982	Johnnie Walker	4	40	0
1981	George Stapleton	3	4	0
1980	Terrie Sudduth	3	19	0
1979	Todd Ondra	4	25	0
1978	Tony Graves	2	13	0
1977	Bob Orians	4	91	1
	Keith Simpson	4	78	0
1976	Eric Harris	4	1	0
1975	Eric Harris	3	55	0
1974	Ed Taylor	3	34	0
1973	Eric Harris	4	45	1
1972	Tommy Carlsen	3	26	0
1971	Walter Daggett	6	34	0
1970	Ricky Kale	5	34	0
1969	David Berrong	8	136	0
	Steve Jaggard	8	59	0
1968	Jerry Todd	11	79	0
1967	David Berrong	4	25	0
1966	Bill Brundzo	5	99	0
1965	Bill Brundzo	6	24	0
1964	Doug Woodlief	4	45	0
1963	Doug Woodlief	4	28	0
1962	Jim Addington	4	2	0
1957	Carlos Brooks	3	99	0
1956	John Lee	3	34	0

12	Glenn Rogers Jr.	1988-90
12	Bill Brundzo	1965-67
12	Steve Jaggard	1965-67
11	Keith Spann	1993-96

MOST INTERCEPTION RETURN YARDAGE

267	Keith Spann (11)	1993-96
229	Glenn Rogers Jr. (9)	1988-90
216	Charlie Babb (9)	1969-71
196	David Berrong (17)	1967-69
188	Mike Nettles (8)	1985-88
184	Jerry Todd (16)	1967-69
176	Percy Nabors (8)	1981-83
148	Bob Sherlag (7)	1963-65
144	Glenn Sumter (13)	1998-00

TIGERS



137	Steve Jaggard (12)	1965-67
128	Eric Harris (10)	1973-76

MOST QUARTERBACK SACKS

21	Tramont Lawless	1996-99
20	Marquis Bowling	1995-98
19	Marlon Brown	1985-88
18	Tim Harris	1982-85
17	Tony Brown	1999-02
17	Marvin Thomas	1983-86
17	Andre Arnold	1998-00
15	Brian Barnett	1992-95
14	James Logan	1993-94
14	Charles King	1991-93
14	Chris Hobbs	1989-92
14	Cedric Wright	1980-83

MOST TACKLES FOR LOST YARDAGE

49	Tim Harris (251 yds.)	1982-85
42	Tony Brown (138 yds.)	1999-02
36	Marlon Brown (192 yds.)	1985-88
35	Tony Williams (119 yds.)	1993-96
34	Marcus Bell (107 yds.)	1997-00
32	Eric Fairs (118 yds.)	1982-85
32	Marvin Thomas (100 yds.)	1983-86
31	Derrick Ballard (112 yds.)	2000-03
30	Kamal Shakir (131 yds.)	1997-00
29	Greg Harper (110 yds.)	2000-03

TEAM DEFENSIVE RECORDS

GAME AND SEASON

FEWEST RUSHES ALLOWED

Game	15 by North Texas	1965
Season	322	1962

YEAR-BY-YEAR SACK LEADERS

Year	Pos	Name	Sacks/Yds
1981	NG	Greg Montgomery	4-25
	LB	Michael Joe Cannon	4-18
1982	LB	Michael Joe Cannon	4-13
1983	DE	Cedric Wright	11-56
1984	LB	Eric Fairs	6.5-35
1985	DE	Tim Harris	5-30
1986	DE	David Brandon	10-49
1987	DE	Marlon Brown	11-77
1988	DE	Marlon Brown	4-20
	NG	Tony Manning	4-13
1989	DT	Lish Trice	3-16
1990	NG	Chris Hobbs	6-32
	DE	Kevin Jordan	6-27
1991	DT	Larry Cox	4-18
1992	DT	Pat Jansen	7-49
1993	DT	Charles King	8-44
1994	DT	Brian Barnett	9-53
1995	DE	Marvin Thomas	6-27
1996	DE	Marvin Thomas	6-38
1997	DE	Marquis Bowling	11-88
1998	DE	Marquis Bowling	5-36
1999	DE	Tramont Lawless	9-35
2000	DE	Andre Arnold	14-92
2001	DE	Tony Brown	7-36
2002	DE	Tony Brown	4-22
	DE	Treveco Lucas	4-11
2003	OLB	Coot Terry	7-44
2004	DE	Marcus West	6-43
2005	LB	Carlton Baker	5-40

MOST RUSHES ALLOWED

Game	82 by Houston	1968
Season	603	1980

FEWEST RUSHING YARDS ALLOWED

Game	-4 by Ole Miss	1993
Season	758	1962

MOST RUSHING YARDS ALLOWED

Game	523 by Texas A&M	1978
Season	2620	1978

FEWEST PASS COMPLETIONS ALLOWED

Game	1 three times (last vs Southern Miss, 1976)	
Season	48	1957

MOST PASS COMPLETIONS ALLOWED

Game	36 by East Carolina	1994
Season	237	2005

FEWEST PASSING YARDS ALLOWED

Game	5 by Southern Miss	1976
Season	566	1962

MOST PASSING YARDS ALLOWED

Game	508 by Florida State	1969
Season	3358	2005

FEWEST TOTAL YARDS ALLOWED

Game	87 by Texas-Arlington	1962
	87 by Tennessee Tech	1962
Season	1324	1962

MOST TOTAL YARDS ALLOWED

Game	627 by Florida State	1969
Season	5013	2004

MOST POINTS ALLOWED

Game	92 by Ole Miss	1935
Season	375	2004

FEWEST RUSHING TOUCHDOWNS ALLOWED

Season	2	1961
--------	---	------

MOST RUSHING TOUCHDOWNS ALLOWED

Game	6 by Ole Miss	1980
	6 by Mississippi St.	1978
Season	27	1978

FEWEST TOUCHDOWN PASSES ALLOWED

Season	1	1962
--------	---	------

MOST TOUCHDOWN PASSES ALLOWED

Game	6 by Florida State	1969
Season	29	2004

FEWEST TOTAL TOUCHDOWNS ALLOWED

Season	7	1963
--------	---	------

MOST TOTAL TOUCHDOWNS ALLOWED

Season	46	2004
--------	----	------

MOST INTERCEPTIONS

Game	6 vs East Carolina	1993
	6 vs Tulsa	1972
Season	29	1968
Fewest	7	1978

MOST FUMBLE RECOVERIES

Game	6 vs North Texas	1968
Season	26	1976

FEWEST FUMBLE RECOVERIES

Season	7	1993
	7	1987

MOST QUARTERBACK SACKS

Game	7 vs East Carolina	2003
	7 vs East Carolina	1998
	7 vs Arkansas St.	1994

MOST BLOCKED KICKS

Game	4 vs Arkansas	1992
Season	8	1999

MOST TACKLES FOR LOSS

Game	16 vs Tennessee	1996
Season	90	1999

MISCELLANEOUS

SINGLE GAME

MOST POINTS IN A QUARTER

35	vs Tulane (1st)	1992
33	vs North Texas (3rd)	1971
30	vs Cincinnati (4th)	1983
28	vs Chattanooga (3rd)	2004
28	vs Arkansas State (4th)	2004
28	vs West Texas St. (4th)	1968
26	vs Tulsa (2nd)	1968
24	vs Arkansas State (4th)	1980
24	vs Cincinnati (4th)	1969
24	vs Wichita State (1st)	1972

MOST POINTS SCORED IN A HALF

49	vs Tulane (1st)	1992
41	vs Louisville (2nd)	1969
38	vs Houston (1st)	2003
38	vs Cincinnati (2nd)	1969
35	vs Chattanooga (1st)	2005
35	vs Chattanooga (2nd)	2004
35	vs Arkansas State (2nd)	2003
35	vs West Texas St. (2nd)	1968
35	vs Wake Forest (2nd)	1967

MOST POINTS ALLOWED IN A HALF

51	vs Florida St. (1st)	1989
42	vs Michigan St. (1st)	1997
42	vs Florida St. (2nd)	1979
42	vs Ole Miss (1st)	1971
41	vs Alabama (2nd)	1983
40	vs Ole Miss (1st)	1980

MOST COMBINED POINTS IN A HALF

68	vs Louisville (1st)	2004
64	vs Florida St. (1st)	1989
63	vs Bowling Green St. (1st)	2004
62	vs Tulane (1st)	1992
56	vs Florida St. (2nd)	1979
54	vs Louisville (2nd)	1969

MOST FIRST DOWNS RUSHING

26	vs Tulsa	1972
24	vs Louisville	1969



MEMPHIS

24	vs The Citadel	1962
22	vs Chattanooga	2005
21	vs Georgia Tech	1981
21	vs North Texas State	1971

MOST FIRST DOWNS PASSING

19	vs Louisville	2004
17	vs Ole Miss	1969
16	vs Murray State	1985
15	vs UAB	2004
15	vs Mississippi State	2003
15	vs Tennessee Tech	2003
15	vs Mississippi State	1993
15	vs Mississippi State	1965

MOST FIRST DOWNS BY PENALTY

5	vs Alabama	1987
5	vs North Texas State	1971
4	by several opponents	

MOST TOTAL FIRST DOWNS

37	vs Louisville	1969
32	vs Chattanooga	2005
31	vs Cincinnati	1984
30	vs Louisville	2004
30	vs Arkansas State	2004
30	vs Murray State	2002
30	vs Utah State	1972
30	vs North Texas State	1971
30	vs The Citadel	1962

FEWEST TOTAL FIRST DOWNS

2	vs Ole Miss	1964
---	-------------	------

MOST PENALTIES

15	vs Houston	2000
15	vs Tulane	1992
15	vs Mississippi State	1985
14	vs Tennessee	1999
13	vs Chattanooga	2001
13	vs Mississippi State	1998
13	vs Ole Miss	1983

FEWEST PENALTIES

0	vs Ole Miss	1982
---	-------------	------

MOST PENALTY YARDS

147	vs West Texas State	1964
140	vs Wichita State	1968
136	vs Mississippi State	1985
132	vs Houston	2000
130	vs Tulane	1992
126	vs Houston	1997

LONGEST TIME OF POSSESSION

40:54	vs East Carolina	2000
39:44	vs Cincinnati	1984
38:08	vs Cincinnati	1994
37:55	vs Ole Miss	1983
37:41	vs Tulane	1985
37:40	vs Murray State	1985
37:35	vs East Carolina	2005
37:28	vs Louisville	2003
37:19	vs East Carolina	1997

SHORTEST TIME OF POSSESSION

19:19	vs North Carolina	1983
-------	-------------------	------

MOST 3RD DOWN CONVERSIONS

12	vs Louisville	2004
12	vs Cincinnati	1994
10	vs USF	2004

10	vs UAB	2004
9	15 times (last vs. UTC, 2005)	

BEST 3RD DOWN CONVERSION PCT

.705	vs Louisville (12X17)	2004
.666	vs Cincinnati (12X18)	1994
.643	vs Chattanooga (9X14)	2005
.600	vs Tulane (9X15)	2003
.588	vs UAB (10X17)	2004
.583	vs Tulane (7X12)	2004
.555	vs USF (10X18)	2004
.529	vs USM (9X17)	2004
.529	vs Arkansas State (9X17)	2003

FEWEST 3RD DOWN CONVERSIONS

1	vs Cincinnati (1X12)	2004
1	vs Cincinnati (1X12)	1992

MOST FUMBLES

11	vs Ole Miss	1976
10	vs Louisville	1979
9	vs Florida State	1977
9	vs Ole Miss	1971
9	vs Southern Miss	1963
9	vs Tennessee Tech	1962

MOST FUMBLES LOST

7	vs Mississippi State	1976
7	vs Ole Miss	1971
6	vs Louisville	1979
6	vs Ole Miss	1976
6	vs Tennessee Tech	1962

SINGLE SEASON

MOST FIRST DOWNS RUSHING

156	2005
151	1972
128	1971
127	1970
126	1969
125	2004
124	1976

FEWEST FIRST DOWNS RUSHING

66	1995
72	1964

MOST FIRST DOWNS PASSING

142	2003
140	2002
133	2004
104	1993
97	1988
93	1973

FEWEST FIRST DOWNS PASSING

18	1957
----	------

MOST FIRST DOWNS BY PENALTY

27	2002
26	2003
23	1996
22	2001
22	1965

FEWEST FIRST DOWNS BY PENALTY

2	1957
---	------

MOST TOTAL FIRST DOWNS

285	2003
275	2004
245	2002
235	2005
217	1972
215	1969
214	1976
208	1993

FEWEST TOTAL FIRST DOWNS

106	1958
-----	------

MOST PENALTIES

89	2005
89	1992
87	1960
83	1984
82	1961
81	1995

FEWEST PENALTIES

46	1979
----	------

MOST PENALTY YARDS

958	1960
931	1961
753	1995
750	1993
739	1992

FEWEST PENALTY YARDS

389	1979
-----	------

HIGHEST TIME OF POSSESSION AVERAGE

31:05	1999
30:32	1994
30:23	1993
30:20	2005
30:17	1992
30:15	2003

MOST 3RD DOWN CONVERSIONS

88	2004
84	2003
68	1991
65	1993
62	1997
60	2005
60	2002
60	1985
58	1992

BEST 3RD DOWN CONVERSION PERCENTAGE

47.6	2004 (88/185)
41.2	1991 (68/165)
40.2	2003 (84/209)
38.9	1993 (65/167)
37.7	1992 (58/154)
36.1	2005 (60/166)
35.7	2002 (60/168)
34.8	2001 (55/158)
35.0	1997 (62/177)

MOST FUMBLES

52	1976
50	1979
49	1971
43	1986
40	1973

FEWEST FUMBLES

10	2004
15	2005
16	1961
17	1993
17	1998
18	1996

MOST FUMBLES LOST

34	1976
24	1979
23	1972
21	1974
21	1970

FEWEST FUMBLES LOST

5	2004
7	1983 & 1998

TIGERS



QUARTERBACKS

1. DANNY WIMPRINE (River Ridge, La., 2001-04)

YEAR	GP	COMP-ATT	PCT.	YDS	TDs	INT	LG	RUSH	YDS	TD
2001	9	102-196	.520	1,329	14	4	73	84	270	3
2002	12	235-435	.540	2,820	23	18	72	98	40	2
2003	13	246-440	.559	3,174	22	13	92	40	-3	4
2004	12	225-398	.565	2,892	22	14	68	57	112	2
TOTAL	46	808-1469	.550	10,215	81	49	92	279	419	11

2. DANNY SPARKMAN (Collierville, Tenn., 1983-85)

YEAR	GP	COMP-ATT	PCT.	YDS	TDs	INT	LG	RUSH	YDS	TD
1983	11	105-216	.486	1,390	11	11	83	71	29	0
1984	11	81-174	.466	1,315	7	10	84	51	(-12)	0
1985	11	142-272	.522	1,606	9	11	75	70	37	0
TOTAL	33	328-662	.495	4,311	27	32	841	92	54	0

3. LLOYD PATTERSON (Memphis, Tenn., 1975-78)

YEAR	GP	COMP-ATT	PCT.	YDS	TDs	INT	LG	RUSH	YDS	TD
1975	5	30-72	.416	371	0	7		75	168	5
1976	11	87-178	.488	1,563	14	6	61	135	103	7
1977	10	73-169	.431	1,336	9	8	64	91	138	3
1978	11	56-141	.397	931	7	13	94	105	(-42)	0
TOTAL	37	246-560	.439	4,201	30	34	94	406	367	15

4. STEVE MATTHEWS (Tullahoma, Tenn., 1992-93)

YEAR	GP	COMP-ATT	PCT.	YDS	TDs	INT	LG	RUSH	YDS	TD
1992	11	175-286	.612	2,084	18	12	80	34	-213	0
1993	9	166-273	.608	1,896	13	13	66	38	-176	1
TOTAL	20	341-559	.610	3,980	31	25	80	72	-389	1

5. BERNARD ODEN (Spring Hill, Tenn., 1995-97)

YEAR	GP	COMP-ATT	PCT.	YDS	TDs	INT	LG	RUSH	YDS	TD
1995	5	31-68	.456	362	1	6	68	36	29	2
1996	9	8-16	.500	75	1	0	16	4	9	0
1997	11	170-316	.538	2,249	12	9	70	129	81	8
TOTAL	25	209-400	.523	2,686	14	15	70	169	119	10

6. TIM JONES (Gordo, Ala., 1986-89)

YEAR	GP	COMP-ATT	PCT.	YDS	TDs	INT	LG	RUSH	YDS	TD
1986	7	39-97	.402	361	3	9	33	70	116	2
1987	9	54-95	.568	709	5	7	51	87	269	2
1988	5	44-84	.524	581	4	3	72	60	178	2
1989	10	73-144	.507	1,017	7	10	45	100	271	2
TOTAL	31	210-420	.500	2,668	19	29	72	317	834	8

7. NEIL SUBER (Woodstock, Ga., 1998-2001)


YEAR	GP	COMP-ATT	PCT.	YDS	TDs	INT	LG	RUSH	YDS	TD
1998	7	61-124	.491	930	5	4	82	24	-73	0
1999	10	78-164	.476	852	4	5	82	27	-35	1
2000	6	69-121	.570	581	2	5	33	20	-4	0
2001	5	30-54	.556	283	3	2	35	16	34	0
TOTAL	28	238-463	.514	2,646	14	16	82	87	-78	1

8. KEITH BENTON (Homestead, Fla., 1990-91)


YEAR	GP	COMP-ATT	PCT.	YDS	TDs	INT	LG	RUSH	YDS	TD
1990	10	76-176	.432	1,265	7	11	76	148	612	5
1991	11	90-199	.452	1,203	8	13	69	116	329	4
TOTAL	21	166-375	.442	2,468	15	24	76	264	941	9



Danny Wimprine, who holds virtually every U of M passing record, passed for more than 10,000 yards in his career.



Lloyd Patterson, who originally set the Memphis record for career total offense with over 4,000 yards, threw 30 TD passes.



Danny Sparkman is the Tigers' second all-time leading passer with 4,311 yards and 27 touchdowns. He was surpassed in 2003 by Danny Wimprine.



MEMPHIS

RUNNING BACKS

1. DEANGELO WILLIAMS (Wynne, Ark., 2002-05)

YEAR	GP	RUSH	YDS	AVG	LG	TD	REC	YDS	TD
2002	10	103	684	6.6	86	5	5	51	0
2003	11	243	1,430	5.9	49	10	35	384	3
2004	12	313	1,948	6.2	75	22	18	210	1
2005	11	310	1,964	6.3	76	18	12	78	1
TOTAL	44	969	6,026	6.2	86	55	70	723	5

2. DAVE CASINELLI (Follansbee, W.Va., 1960-63)

YEAR	GP	RUSH	YDS	AVG	LG	TD	REC	YDS	TD
1960	10	40	148	3.7	NA	2	0	0	0
1961	10	117	646	5.2	NA	9	3	83	0
1962	10	173	826	4.8	NA	11	3	40	0
1963	10	219	1,016	4.6	NA	14	2	37	0
TOTAL	40	549	2,636	4.8	NA	36	8	160	0

3. GERARD ARNOLD (Lexington, Tenn., 1997-99)

YEAR	GP	RUSH	YDS	AVG	LG	TD	REC	YDS	TD
1997	7	145	613	4.2	52	4	7	64	0
1998	11	208	1,059	5.1	41	6	8	30	1
1999	10	146	706	4.8	51	7	8	49	0
TOTAL	28	499	2,378	4.8	52	17	23	143	1

4. PAUL "SKEETER" GOWEN (Memphis, Tenn., 1969-71)

YEAR	GP	RUSH	YDS	AVG	LG	TD	REC	YDS	TD
1969	10	117	715	6.1	85	6	2	23	0
1970	10	145	868	6.0	69	6	10	132	0
1971	11	149	644	4.2		6	6	110	1
TOTAL	31	411	2,227	5.4	85	18	18	265	1

5. LARRY PORTER (Columbus, Ga., 1990-93)

YEAR	GP	RUSH	YDS	AVG	LG	TD	REC	YDS	TD
1990	10	116	468	4.1	56	9	7	26	0
1991	10	116	454	3.9	49	2	13	129	0
1992	10	140	732	5.2	58	4	11	147	1
1993	8	126	540	4.3	66	5	15	68	0
TOTAL	38	498	2,194	4.4	66	20	46	370	1

6. TERDELL MIDDLETON (Memphis, Tenn., 1973-76)


YEAR	GP	RUSH	YDS	AVG	LG	TD	REC	YDS	TD
1973	1	2	16	8.0	12	1	1	22	0
1974	11	108	449	4.1	17	5	6	61	0
1975	11	138	586	4.2		7	5	18	0
1976	11	160	919	5.7	31	5	4	36	0
TOTAL	34	408	1,970	4.8	31	18	16	137	0

7. WAYNE PRYOR (Rockwood, Tenn., 1986-89)


YEAR	GP	RUSH	YDS	AVG	LG	TD	REC	YDS	TD
1986	11	129	501	3.9	28	1	7	82	1
1987	11	145	647	4.5	25	5	19	212	3
1988	11	111	412	3.7	20	0	25	212	0
1989	11	94	364	3.9	28	2	18	121	2
TOTAL	44	479	1,924	4.0	28	8	69	627	6

8. JEFF WOMACK (McMinnville, Tenn., 1983-86)


YEAR	GP	RUSH	YDS	AVG	LG	TD	REC	YDS	TD
1982	2	21	129	6.1	22	1	3	-7	0
1983	11	103	545	5.3	59	6	10	50	0
1984	11	129	509	3.9	14	4	8	58	0
1985	11	89	306	3.4	21	4	11	68	0
1986	11	75	275	3.7	18	2	12	88	0
TOTAL	46	417	1,764	4.2	59	17	44	257	0



Paul "Skeeter" Gowen is the school's fourth leading rusher with 2,227 career yards.



Larry Porter set a freshman rushing record with 206 yards against Arkansas State.



DeAngelo Williams is Memphis' all-time leading rusher with 6,026 yards, which ranks him fourth all-time in NCAA history.

TIGERS



RECEIVERS

1. EARNEST GRAY (Greenwood, Miss., 1975-78)

YEAR	GP	REC	YDS	AVG	LG	TD	RUSH	YDS	TD
1975	11	5	78	15.6	17	0	0	0	0
1976	11	29	529	18.2	47	2	0	0	0
1977	11	28	826	29.5	64	6	6	39	0
1978	11	35	690	19.7	94	9	3	(-2)	0
TOTAL	44	97	2,123	21.9	94	17	9	37	0

2. DAMIEN DODSON (Memphis, Tenn., 1996-99)

YEAR	GP	REC	YDS	AVG	LG	TD	RUSH	YDS	TD
1996	11	21	231	11.0	42	1	0	0	0
1997	10	45	605	13.4	70	5	4	18	0
1998	11	42	753	17.9	92	2	3	20	0
1999	10	39	507	13.0	43	4	4	11	0
TOTAL	42	147	2,096	14.3	92	12	11	41	0

3. RUSSELL COPELAND (Tupelo, Miss., 1989-92)

YEAR	GP	REC	YDS	AVG	LG	TD	RUSH	YDS	TDS
1989	11	22	333	15.1	45	1	1	-1	0
1990	10	33	684	20.7	76	4	0	0	0
1991				redshirted					
1992	11	61	736	12.1	80	7	1	9	0
TOTAL	32	116	1,753	15.1	80	12	2	8	0

4. RICHIE FLOYD (Mayfield, Ky., 1995-98)

YEAR	GP	REC	YDS	AVG	LG	TD	RUSH	YDS	TD
1995									INJURED
1996	11	43	600	14.0	56	1	2	11	0
1997	11	38	617	16.2	67	1	0	0	0
1998	11	29	437	15.1	34	2	1	(-2)	0
TOTAL	33	110	1,654	15.1	67	4	3	9	0

5. DARRON WHITE (Covington, Tenn., 2001-04)

YEAR	GP	REC	YDS	AVG	LG	TD	RUSH	YDS	TD
2001	11	34	422	12.4	69	3	0	0	0
2002	12	40	343	8.6	30	2	3	8	0
2003	13	37	525	14.2	36	5	30	128	4
2004	12	26	359	13.8	46	1	11	12	0
TOTAL	47	137	1,649	12.0	69	11	44	148	4

6. ISAAC BRUCE (Ft. Lauderdale, Fla., 1992-93)


YEAR	GP	REC	YDS	AVG	LG	TD	RUSH	YDS	TDS
1992	11	39	532	13.6	66	5	0	0	0
1993	11	74	1,054	14.2	44	10	2	-4	0
TOTAL	22	113	1,586	14.0	66	15	2	-4	0

7. MAURICE AVERY (Atlanta, Ga., 2002-05)


YEAR	GP	REC	YDS	AVG	LG	TD	RUSH	YDS	TDS
2002	9	2	13	6.5	11	0	27	76	1
2003	11	49	742	15.1	55	8	24	98	3
2004	12	36	422	11.7	55	1	9	63	0
2005	12	10	196	19.6	62	2	132	570	5
TOTAL	44	97	1,373	14.2	62	11	192	807	9

8. KEITH WRIGHT (Vicksburg, Miss., 1974-77)


YEAR	GP	REC	YDS	AVG	LG	TD	RUSH	YDS	TD
1974	10	11	166	15.0	46	3	3	20	0
1975	7	7	100	23.2		1	44	270	0
1976	11	18	354	19.6	41	4	0	0	0
1977	11	38	628	16.5		3	3	7	0
TOTAL	39	74	1,248	16.9	46	11	50	297	0



A versatile athlete who also played tailback and kick returner, Keith Wright is Memphis' eighth all-time leading receiver.



Russell Copeland is the third all-time leading receiver in Tiger history with over 1,700 yards.



Damien Dodson is the Tigers' career leader in number of pass receptions with 147 and is second in receiving yardage with 2,096.



MEMPHIS

THE LAST TIME A TIGER TEAM...

RUSHING

Had 500 or more yards rushing	vs Tulsa, 1969 (507)
Had 400 or more yards rushing	vs Tulsa, 1972 (436)
Had 300 or more yards rushing	vs Akron, 2005 (351)
Had 80 or more rushing attempts	vs North Texas State, 1971 (81)
Had 75 or more rushing attempts	vs Wichita State, 1972 (77)
Had 70 or more rushing attempts	vs Georgia Tech, 1981 (70)
Had seven or more rushing TDs	vs North Texas State, 1971 (7)
Had six or more rushing TDs	vs Wichita State, 1972 (6)
Had five or more rushing TDs	vs Chattanooga, 2005 (5)
Had four or more rushing TDs	vs Akron, 2005 (4)
Had two or more players with 100 yards rushing in a game	vs Houston, 2005 (Williams 198 & Avery 105)

PASSING

Had 375 or more yards passing	vs Mississippi State, 2003 (398)
Had 300 or more yards passing	vs Bowling Green, 2004 (324)
Had 275 or more yards passing	vs Bowling Green, 2004 (324)
Had 250 or more yards passing	vs Bowling Green, 2004 (324)
Had 40 or more pass attempts	vs Louisville, 2004 (46)
Had 30 or more pass attempts	vs Tennessee, 2005 (30)
Had 30 or more pass completions	vs Mississippi State, 2003 (32)
Had 25 or more pass completions	vs Bowling Green, 2004 (26)
Had 20 or more pass completions	vs Bowling Green, 2004 (26)
Had five or more passing TDs	vs Murray State, 2002 (5)
Had four or more passing TDs	vs Bowling Green, 2004 (4)
Had five or more passes intercepted	vs Miami (Fla.), 1993 (5)
Had four or more passes intercepted	vs UAB, 2004 (4)

RECEIVING

Had two or more players with 100 yards receiving in a game	vs Mississippi State, 2003 (White 102 & Garcia 104)
--	---

TOTAL OFFENSE

Had 600 or more yards total offense	vs Louisville, 2004 (612)
Had 500 or more yards total offense	vs Akron, 2005 (516)
Had 400 or more yards total offense	vs Akron, 2005 (516)
Had 90 or more plays	vs Murray State, 1995 (92)
Had 80 or more plays	vs USM, 2005 (80)
Had 75 or more plays	vs USM, 2005 (80)

SCORING

Had 70 or more points	vs Tampa, 1949 (70-6)
Had 60 or more points	vs Tulane, 1992 (62-20)
Had 50 or more points	vs Chattanooga, 2005 (59-14)
Had 40 or more points	vs Chattanooga, 2005 (59-14)
Allowed 50 or more points	vs Bowling Green, 2004 (35-52)
Allowed 40 or more points	vs Bowling Green, 2004 (35-52)
Was held scoreless	vs Ole Miss, 1999 (0-3)
Was held scoreless at home	vs Ole Miss, 1999 (0-3)
Was held scoreless on the road	vs Southern Miss, 1996 (0-16)
Held an opponent scoreless	vs Tulane, 1994 (13-0)
Held an opponent scoreless at home	vs Tulane, 1994 (13-0)
Held an opponent scoreless on the road	vs Arkansas, 1993 (6-0)
Held two opponents scoreless in a season	vs Tulsa; USM, 1968
Held three opponents scoreless in a season	vs Utah St.; North Texas; McNeese State, 1965
Held four opponents scoreless in a season	vs Louisville; McNeese St.; West Texas State; Tampa, 1964
Scored a two-point conversion rushing	vs Akron, 2005 (Avery run)
Scored a two-point conversion passing	vs USF, 2004 (Wimprine pass)

TURNOVERS

Had eight or more turnovers	vs Louisville, 1979 (8, 6 fumbles; 2 int.)
Had seven or more turnovers	vs USF, 2003 (3 FR; 4 Int)
Had six or more turnovers	vs USF, 2003 (3 FR; 4 Int)
Had seven or more fumbles	vs Mississippi State, 1976 (7)
Had six or more fumbles	vs Louisville, 1979 (6)
Had five or more fumbles	vs Tennessee, 1984 (5)
Lost four or more fumbles	vs Murray State, 2002 (4)
Did not commit a turnover	vs Marshall, 2005
Had eight or more takeaways	vs North Texas State, 1968 (8)
Returned an interception for a TD	vs Louisville, 2003 (Taylor, 52 yds)
Returned a fumble for a TD	vs Arkansas St., 2004 (Goodwell, 10 yds)
Blocked two punts for touchdowns	vs Tulsa, 1968 (Dees & Marks)

DEFENSE

Held an opponent to 10 or fewer first downs	vs USF, 2003, (8)
Held an opponent to 0 or fewer yards rushing	vs Houston, 1998 (-14)
Held an opponent to 50 or fewer yards rushing	vs Akron, 2005 (47)
Held an opponent to 25 or less yards passing	vs USF, 2003 (25)
Held an opponent to 100 or fewer yards total offense	vs UT-Arlington, 1962 (87)
Held an opponent to 200 or fewer yards total offense	vs Marshall, 2005 (154)
Intercepted six or more passes	vs East Carolina, 1993 (6)
Intercepted five or more passes	vs Mississippi State, 1998 (5)
Intercepted four or more passes	vs East Carolina, 2004 (4)
Intercepted three or more passes	vs UTEP, 2005 (3)
Recovered four or more fumbles	vs Michigan, 1995 (4)
Recovered three or more fumbles	vs Marshall, 2005 (3)
Recorded a safety	vs Louisville, 2003
Recorded nine or more sacks	vs UAB, 1999 (9)
Blocked a PAT kick	vs USM, 2005
Blocked a FG attempt	vs Southern Miss, 2003

SPECIAL TEAMS

Returned a punt for a TD	vs Tulane, 2004 (White, 60 yds)
Returned a blocked punt for a TD	vs Louisville, 1997 (Bazemore)
Returned a kickoff for a TD	vs Tennessee, 1996 (Cobb 95 yds)
Blocked one punt	vs Southern Miss, 2003
Blocked two punts	vs Arkansas, 1992 (4)
Blocked three punts	vs Arkansas, 1992 (4)
Blocked four punts	vs Arkansas, 1992 (4)
Blocked a field goal	vs Southern Miss, 2003
Punted 13 or more times	vs Texas A&M, 1979 (13)
Punted 10 or more times	vs UTEP, 2005 (10)
Punted one time in a game	vs Louisville, 2004 (1)
Punted two times or less	vs UAB, 2005 (2)
Missed a kicking PAT	vs Southern Miss, 2004
Had a kicking PAT blocked	vs Tulane, 2003
Had a punt blocked	vs Louisville, 2003
Had a field goal blocked	vs East Carolina, 2005
Kicked an on-side kick	vs Houston, 2005
Recovered an opponent's on-side kick	vs East Carolina, 2005
Recovered a Memphis on-side kick	vs Houston, 2005

MISCELLANEOUS

Had 30 or more first downs	vs Chattanooga, 2005 (32)
Had 20 or more first downs	vs Akron, 2005 (21)
Had 15 or more penalties	vs Tulane, 1992 (15)
Had 10 or more penalties	vs East Carolina, 2005 (10)
Had 100 or more yards in penalties	vs UTEP, 2005 (121)
Had a 100-yard rusher and a 100-yard receiver in the same game	vs Akron, 2005 (Williams 238, Scott 103)
Had 35 or more minutes of TOP	vs East Carolina, 2005 (37:35)
Had a tie game	vs Arkansas State, 1990
Was involved in an overtime game	vs Tulsa, 2005
Gave up a safety	vs Army, 2000

THE LAST TIME A TIGER PLAYER...

RUSHING

Rushed 40 or more times	Marcus Holliday vs Tulane, 1994 (42)
Rushed 35 or more times	DeAngelo Williams vs USM, 2005 (36)
Rushed 30 or more times	DeAngelo Williams vs Akron, 2005 (31)
Rushed 25 or more times	DeAngelo Williams vs Akron, 2005 (31)
Rushed for 250 or more yards	DeAngelo Williams vs USF, 2004 (263)
Rushed for 200 or more yards	DeAngelo Williams vs Akron, 2005 (238)
Rushed for 175 or more yards	DeAngelo Williams vs Akron, 2005 (238)
Rushed for 150 or more yards	DeAngelo Williams vs Akron, 2005 (238)
Rushed for 125 or more yards	DeAngelo Williams vs Akron, 2005 (238)
Rushed for 100 or more yards	DeAngelo Williams vs Akron, 2005 (238)
Rushed for four or more TDs	D. Williams vs East Carolina, 2004 (4)
Rushed for three or more TDs	DeAngelo Williams vs Akron, 2005 (3)
Rushed for two or more TDs	DeAngelo Williams vs Akron, 2005 (3)
Had a run of 90 or more yards	Herb Covington vs Cincinnati, 1966 (92)
Had a run of 80 or more yards	DeAngelo Williams vs Tulane, 2002 (86)
Had a run of 70 or more yards	DeAngelo Williams vs UAB, 2005 (76)
Had a run of 60 or more yards	DeAngelo Williams vs Akron, 2005 (67)
Had a run of 50 or more yards	DeAngelo Williams vs Akron, 2005 (67)

PASSING

Passed for 350 or more yards	Danny Wimprine vs Louisville, 2004 (361)
Passed for 300 or more yards	Danny Wimprine vs Bowling Green, 2004 (324)

TIGERS



Passed for 250 or more yards.. Danny Wimprine vs Bowling Green, 2004 (324)
 Passed for 200 or more yards.. Danny Wimprine vs Bowling Green, 2004 (324)
 Attempted 60 or more passes .. Danny Wimprine vs Mississippi State, 2003 (60)
 Attempted 50 or more passes..... Danny Wimprine vs USF, 2003 (51)
 Attempted 40 or more passes Danny Wimprine vs Louisville, 2004 (46)
 Attempted 35 or more passes ... Danny Wimprine vs Bowling Green, 2004 (39)
 Attempted 30 or more passes ... Danny Wimprine vs Bowling Green, 2004 (39)
 Completed 30 or more passes .. Danny Wimprine vs Mississippi State, 2003 (32)
 Completed 25 or more passes ... Danny Wimprine vs Bowling Green, 2004 (26)
 Completed 20 or more passes ... Danny Wimprine vs Bowling Green, 2004 (26)
 Threw four or more TD passes Danny Wimprine vs Bowling Green, 2004 (4)
 Threw three or more TD passes .. Danny Wimprine vs Bowling Green, 2004 (4)
 Threw five or more interceptions .. Danny Wimprine vs Mississippi St., 2002 (5)
 Threw four or more interceptions Danny Wimprine vs UAB, 2004 (4)
 Threw three or more interceptions..... Danny Wimprine vs UAB, 2004 (4)
 Completed a pass for 90 or more yards.. Danny Wimprine vs Ole Miss, 2003 (92)
 Completed a pass for 80 or more yards.. Danny Wimprine vs Ole Miss, 2003 (92)
 Completed a pass for 70 or more yards.. Danny Wimprine vs Ole Miss, 2003 (92)
 Completed a pass for 60 or more yards... Maurice Avery vs Houston, 2005 (66)
 Completed a pass for 50 or more yards..... Maurice Avery vs Akron, 2005 (50)

RECEIVING

Caught 10 or more passes Darron White vs Mississippi State, 2003 (10)
 Caught seven or more passes Ryan Scott vs UTEP, 2005 (7)
 Had 175 or more yards receiving Bob Sherlag vs Mississippi St., 1965 (186)
 Had 150 or more yards receiving Travis Anglin vs Houston, 2002 (150)
 Had 125 or more yards receiving Maurice Avery vs UAB, 2003 (125)
 Had 100 or more yards receiving Ryan Scott vs Akron, 2005 (103)
 Caught three or more TD passes Russell Copeland vs Tennessee, 1992 (3)
 Caught two or more TD passes Ryan Scott vs Houston, 2005 (2)

TOTAL OFFENSE

Had 350 or more yards of total offense.. Danny Wimprine vs Louisville, 2004 (386)
 Had 300 or more yards of total offense... Danny Wimprine vs Louisville, 2004 (386)
 Had 250 or more yards of total offense.. Danny Wimprine vs Bowling Green, 2005 (287)

SCORING

Accounted for five or more TDs.. Danny Wimprine vs Louisville, 2004 (4 pass, 1 rush)
 Accounted for four or more TDs ... Danny Wimprine vs Bowling Green, 2004 (4 pass)
 Accounted for three or more TDs... DeAngelo Williams vs Akron, 2005 (3 rush)
 Scored four or more TDs..... DeAngelo Williams vs East Carolina, 2004 (4 rush)
 Scored three or more TDs..... DeAngelo Williams vs Akron, 2005 (3 rush)
 Scored two or more TDs DeAngelo Williams vs Akron, 2005 (3 rush)

DEFENSE

Intercepted three or more passes..... Eddie Moore vs Tulane, 1988 (3)
 Intercepted two or more passes Dustin Lopez vs East Carolina, 2004 (2)
 Recovered two or more fumbles Reginald Howard vs Ole Miss, 1999 (2)
 Recorded four or more sacks..... James Logan vs Arkansas St, 1994 (4)
 Recorded three or more sacks Kamal Shakir vs Louisville, 1999 (3)
 Recorded two or more sacks Tim Goodwell vs Akron, 2005 (2)

SPECIAL TEAMS

Scored 18 or more points kicking Ryan White vs UAB, 1999 (18)
 Kicked five or more field goals Ryan White vs UAB, 1999 (5)
 Kicked field goal of 50 or more yards S. Gostkowski vs Akron, 2005 (50)
 Punted 70 or more yards Michael Gibson, 2005 (70)
 Punted 60 or more yards Michael Gibson, 2005 (70)
 Had a punt average over 50 yards..... Michael Gibson vs UAB, 2005 (52.5)
 Totaled 150 or more yards in kick returns.. Antoine Harden vs Tennessee, 2001 (160)
 Totaled 100 or more yards in kick returns..... Joseph Doss vs UTEP, 2005 (110)
 Returned a kick 90 or more yards Kevin Cobb vs Tennessee, 1996 (95)
 Returned 10 or more punts Ryan Roskelly vs Tulsa, 1994 (10)
 Had 190 or more punt return yards Ryan Roskelly vs Tulsa, 1994 (194)
 Had a punt return of 90 or more yards..... Keith Wright vs Louisville, 1975 (94)
 Had a punt return of 80 or more yards.. Ryan Johnson vs Cincinnati, 2000 (82)
 Had a punt return of 50 or more yards..... Darron White vs Tulane, 2004 (60)

THE LAST TIME A TIGER PLAYER...

IN ONE QUARTER

Passed for 75 yards or more..... Maurice Avery vs Akron, 2005 (138-2nd)
 Passed for 100 yards or more..... Maurice Avery vs Akron, 2005 (138-2nd)
 Passed for 175 yards or more..... Danny Wimprine vs Ole Miss, 2003 (181-4th)
 Passed for three or more TDs.. D. Wimprine vs Houston, 2003 (Avery (2), Pratcher)
 Rushed for 75 yards or more..... DeAngelo Williams vs Akron, 2005 (117-4th)
 Rushed for 100 yards or more..... DeAngelo Williams vs Akron, 2005 (117-4th)

Rushed for 150 yards or more..... Paul Gowen vs Tulsa, 1969 (150-2nd)
 Rushed for two TDs or more DeAngelo Williams, Marshall, 2005 (2-1st)
 Caught three or more passes Ryan Scott vs UTEP, 2005 (3-2nd)
 Caught four or more passes Darron White vs Mississippi State, 1999 (5-4th)
 Caught two or more TD passes Ryan Scott vs Houston, 2005 (2-2nd)
 Kicked three or more field goals S. Gostkowski vs Ole Miss, 2003 (3-4th)

IN ONE HALF

Passed for 200 yards or more.. Danny Wimprine vs Bowling Green, 2004 (224-1st)
 Passed for 175 yards or more.. Danny Wimprine vs Bowling Green, 2004 (224-1st)
 Rushed for 100 yards or more..... DeAngelo Williams vs Akron, 2005 (154-2nd)
 Rushed for 150 yards or more..... DeAngelo Williams vs Akron, 2005 (154-2nd)
 Rushed for three TDs or more... DeAngelo Williams vs Chattanooga, 2005 (3-1st)
 Passed for three or more TDs..... D. Wimprine vs Bowling Green, 2004 (3-1st)
 Caught eight or more passes..... Maurice Avery vs UAB, 2003 (8-2nd)
 Caught six or more passes Darron White vs Mississippi State, 2003 (7-2nd)
 Had 100 yards receiving Ryan Scott vs Akron, 2005 (103 -1st)
 Caught two or more TD passes Ryan Scott vs Houston, 2005 (2-1st)
 Kicked four or more field goals Ryan White vs UAB, 1999 (4-1st)

THE LAST TIME A TIGER TEAM...

IN ONE QUARTER

Passed for 75 yards or more..... vs Akron, 2005 (138-2nd)
 Passed for 100 yards or more..... vs Akron, 2005 (138-2nd)
 Passed for 175 yards or more..... vs UAB, 2004 (131-4th)
 Passed for 200 yards or more..... vs Chattanooga, 2004 (202-3rd)
 Passed for three TDs vs Houston, 2003 (3-1st)
 Rushed for 75 yards or more..... vs Akron, 2005 (185-4th)
 Rushed for 100 yards or more vs Akron, 2005 (185-4th)
 Rushed for two TDs or more vs Akron, 2005 (2-4th)
 Kicked three or more field goals vs Ole Miss, 2003 (3-4th)

IN ONE HALF

Passed for 200 yards or more..... vs Bowling Green, 2004 (224-1st)
 Passed for 175 yards or more..... vs Bowling Green, 2004 (224-1st)
 Passed for 150 yards or more..... vs Bowling Green, 2004 (224-1st)
 Passed for two or more TDs vs Houston, 2005 (2-1st)
 Passed for three or more TDs..... vs Bowling Green, 2004 (3-1st)
 Rushed for 250 yards or more vs Akron, 2005 (252-2nd)
 Rushed for 200 yards or more vs Akron, 2005 (252-2nd)
 Rushed for 150 yards or more vs Akron, 2005 (252-2nd)
 Rushed for two TDs or more vs Akron, 2005 (3-2nd)
 Rushed for three or more TDs vs Akron, 2005 (3-2nd)
 Kicked four or more field goals vs UAB, 1999 (4-1st)

THE LAST TIME A TIGER OPPONENT...

RUSHING

Had 500 or more yards rushing Texas A&M, 1978 (523)
 Had 400 or more yards rushing Georgia, 1982 (408)
 Had 300 or more yards rushing TCU, 2002 (350)
 Had 75 or more rushing attempts Texas A&M, 1978 (75)
 Had 70 or more rushing attempts Arkansas State, 1986 (71)
 Had seven or more rushing TDs Texas A&M, 1978 (7)
 Had six or more rushing TDs Tennessee, 1991 (6)
 Had five or more rushing TDs Cincinnati, 2002 (5)
 Had four or more rushing TDs Louisville, 2004 (4)
 Had two players with 100 yards rushing in game .. USM, 2002 (Nix 198, Harris 127)

PASSING

Had 500 or more yards passing Louisville, 1998 (506)
 Had 400 or more yards passing Akron, 2005 (455)
 Had 300 or more yards passing Akron, 2005 (455)
 Had 60 or more pass attempts USF, 2001 (62)
 Had 50 or more pass attempts Akron, 2005 (59)
 Had 40 or more pass attempts Akron, 2005 (59)
 Had 35 or more completions East Carolina, 1994 (36)
 Had 30 or more completions Akron, 2005 (34)
 Had 25 or more completions Akron, 2005 (34)
 Had five or more TD passes Bowling Green, 2004 (5)
 Had four or more TD passes Akron, 2005 (4)
 Had three or more TD passes..... Akron, 2005 (4)
 Had six or more passes intercepted East Carolina, 1993 (6)
 Had five or more passes intercepted Mississippi State, 1997 (5)
 Had four or more passes intercepted Southern Miss, 2001 (4)

RECORDS 135



MEMPHIS

RECEIVING

Had two or more players with 100 yards receiving in game Houston, 2005 (D. Avery 112 & V. Marshall 139)

TOTAL OFFENSE

Had 600 or more yards of total offense..... Texas A&M, 1978 (615)
 Had 500 or more yards of total offense Akron, 2005 (502)
 Had 400 or more yards of total offense..... Akron, 2005 (502)
 Had 90 or more plays Cincinnati, 2001 (90)
 Had 80 or more plays Akron, 2005 (82)
 Had 75 or more plays Akron, 2005 (82)

SCORING

Scored 70 or more points..... Ole Miss, 1935 (92)
 Scored 60 or more points..... Ole Miss, 1980 (61)
 Scored 50 or more points..... Bowling Green, 2004 (52)
 Scored 40 or more points..... Bowling Green, 2004 (52)
 Scored a two-point conversion passing USF, 2004
 Scored a two-point conversion running UTEP, 2005

TURNOVERS

Committed seven or more turnovers..... Cincinnati, 1998 (7, 5 fumbles, 2 int.)
 Committed six or more turnovers UTEP, 2005 (6, 3 fumbles, 3 int.)
 Had five or more fumbles..... Marshall, 2005 (5)
 Lost four or more fumbles..... Ole Miss, 1999 (4)
 Did not commit a turnover Akron, 2005 (0)
 Returned an interception for a touchdown..... Houston, 2004 (Willie Gaston)
 Returned a fumble for a touchdown..... Arkansas State, 2004 (Josh Williams)

DEFENSE

Held UM to 10 or fewer first downs..... Cincinnati, 2004 (10)
 Held UM to 0 or fewer yards rushing..... Tennessee, 2001 (-23)
 Held UM to under 100 yards rushing..... Bowling Green, 2004 (90)
 Held UM to 100 or fewer yards passing..... Marshall, 2005 (-3)
 Held UM to under 300 yards of total offense..... Marshall, 2005 (240)
 Held UM to under 200 yards of total offense..... USM, 2001 (182)
 Intercepted five or more UM passes..... Mississippi State, 2002 (5)
 Intercepted four or more UM passes..... UAB, 2004 (4)
 Intercepted three or more UM passes UAB, 2004 (4)
 Recorded a safety Army, 2000
 Recorded five or more quarterback sacks UAB, 2003 (5)

SPECIAL TEAMS

Returned a punt for a TD East Carolina, 2004 (T. Williams)
 Returned a blocked punt for a TD Louisville, 2002 (B.J. Steele)
 Returned a kickoff for a TD USF, 2003 (J.R. Reed)
 Blocked a punt Louisville, 2003
 Blocked a field goal East Carolina, 2005
 Punted 10 or more times Chattanooga, 2004 (10)
 Did not punt Cincinnati, 1998
 Missed a PAT Cincinnati, 2003 (C. Manfredini)
 Kicked an on-side kick East Carolina, 2005

MISCELLANEOUS

Had 30 or more first downs..... UAB, 2005 (32)
 Had 25 or more first downs..... UAB, 2005 (32)
 Had 10 or more penalties..... Akron, 2005 (10)
 Had 100 or more penalty yards Mississippi State, 2003 (132)
 Had 35 minutes or more of possession 38:19 (UCF, 2005)
 Had a 100 yard receiver and rusher UAB, 2005 (White/200 rush; Lindsey/111 recv.)

THE LAST TIME AN OPPOSING PLAYER...

RUSHING

Rushed 45 or more times..... Cyrus Lawrence, Va. Tech, 1981 (45)
 Rushed 35 or more times..... Robert Cooper, Cincinnati, 1999 (36)
 Rushed 30 or more times..... Kevin Smith, UCF, 2005 (31)
 Rushed 25 or more times..... Ahmad Bradshaw, Marshall, 2005 (26)
 Rushed for 200 or more yards Corey White, UAB, 2005 (200)
 Rushed for 150 or more yards Corey White, UAB, 2005 (200)
 Rushed for 100 or more yards Arian Foster, Tennessee, 200 (132)
 Rushed for four or more TDs..... Eric Shelton, Louisville, 2004 (4)

Rushed for three or more TDs Eric Shelton, Louisville, 2004 (4)
 Rushed for two or more TDs Eldra Buckley, Chattanooga, 2005 (2)
 Had a run of 80 yards or more Byron Evans, Minnesota, 1998 (93)
 Had a run of 70 yards or more Eric Shelton, Louisville, 2004 (78)
 Had a run of 60 yards or more Corey White, UAB, 2005 (61)
 Had a run of 50 yards or more Corey White, UAB, 2005 (61)

PASSING

Passed for 500 yards or more..... Chris Redman, Louisville, 1998 (506)
 Passed for 400 yards or more..... Luke Getsy, Akron, 2005 (455)
 Passed for 300 yards or more..... Luke Getsy, Akron, 2005 (455)
 Attempted 60 or more passes Marquel Blackwell, USF, 2001 (62)
 Attempted 50 or more passes Luke Getsy, Akron, 2005 (59)
 Attempted 40 or more passes Luke Getsy, Akron, 2005 (59)
 Attempted 35 or more passes Luke Getsy, Akron, 2005 (59)
 Completed 30 or more passes Luke Getsy, Akron, 2005 (34)
 Completed 25 or more passes Luke Getsy, Akron, 2005 (34)
 Threw for five or more TDs Omar Jacobs, Bowling Green, 2004 (5)
 Threw for four or more TDs Luke Getsy, Akron, 2005 (4)
 Threw for three or more TDs..... Luke Getsy, Akron, 2005 (4)
 Threw four or more interceptions James Pinkney, East Carolina, 2004 (4)
 Threw three or more interceptions..... Jordan Palmer, UTEP, 2005 (3)
 Completed a pass for 80 or more yards... John Bond, Mississippi State, 1982 (80)
 Completed a pass for 70 or more yards..... Luke Getsy, Akron, 2005 (72)
 Completed a pass for 60 or more yards..... Luke Getsy, Akron, 2005 (72)
 Completed a pass for 50 or more yards..... Luke Getsy, Akron, 2005 (72)

RECEIVING

Caught 13 or more passes Chris Penn, Tulsa, 1993 (14)
 Caught eight or more passes..... Jabari Arthur, Akron, 2005 (8)
 Had 200 or more yards receiving Ron Sellers, Florida St., 1968 (218)
 Had 175 or more yards receiving Jabari Arthur, Akron, 2005 (180)
 Had 150 or more yards receiving Jabari Arthur, Akron, 2005 (180)
 Had 125 yards or more receiving Jabari Arthur, Akron, 2005 (180)
 Had 100 or more yards receiving Jabari Arthur, Akron, 2005 (180)
 Caught three or more TD passes Roydel Williams, Tulane, 2004 (3)
 Caught two or more TD passes Jabari Arthur, Akron, 2005 (2)

TOTAL OFFENSE

Had 400 or more yards of total offense Luke Getsy, Akron, 2005 (438)
 Had 300 or more yards of total offense Luke Getsy, Akron, 2005 (438)

SCORING

Accounted for five or more TDs Omar Jacobs, BGSU, 2004 (5)
 Accounted for four or more TDs Luke Getsy, Akron, 2005 (4)
 Accounted for three or more TDs..... Luke Getsy, Akron, 2005 (4)
 Scored four or more TDs..... Eric Shelton, Louisville, 2004 (4)
 Scored three or more TDs..... P.J. Pope, BGSU, 2004 (3, 2 rush, 1 recv.)
 Scored two or more TDs Jabari Arthur, Akron, 2005 (2 recv.)
 Kicked four or more field goals Alex Walls, Tennessee, 2000 (4)

DEFENSE

Intercepted two or more passes Willie Gaston, Houston, 2004 (2)
 Recorded three or more sacks J. McElveen, UAB, 2003 (2.5)
 Recorded two or more sacks J. McElveen, UAB, 2003 (2.5)
 Recorded four or more tackles for loss..... Chris Daley, USF, 2001 (4)
 Recorded three or more tackles for loss John Mackey, Akron, 2005 (3)

SPECIAL TEAMS

Scored 10 or more points kicking..... Parker Mullins, UAB, 2005 (13)
 Kicked four or more field goals Kevin Miller, East Carolina, 2001 (4)
 Kicked three or more field goals Parker Mullins, UAB, 2005 (3)
 Kicked a field goal of 50 yds or more ... Brian Hazelwood, Mississippi St., 1997 (53)
 Kicked a 70-yard punt..... Graham White, Army, 1999 (72)
 Kicked a 60-yard punt..... Ryan Dougherty, ECU, 2005 (60)
 Kicked a 50-yard punt..... Luke Johnson, USM, 2005 (55)
 Totaled 150 or more kick return yards..... B. Clark, Louisville, 2004 (153)
 Totaled 100 or more kick return yards John Eubanks, USM, 2005 (147)
 Totaled 100 or more punt return yards..... T. Williams, ECU, 2004 (148)
 Had a 100-yard kickoff return..... Fred Reed, Mississippi St., 2003

TIGERS



ANNUAL STATISTICS


Year	G	Total Offense			Rushing		Passing						1st Dwns	Scoring		Pen	Yds	3rd Cnv
		Ply	Yds	Ypg	Car	Ypg	Att	Cmp	Int	Pct	Yds	Ypg		Pts	Avg			
2005	12	836	4775	397.9	597	267.9	239	135	7	.565	1560	130.0	235	326	27.2	89	723	60-166
2004	12	903	5524	460.3	432	203.2	421	235	15	.558	3086	257.2	275	430	35.8	77	632	88-185
2003	13	1000	5779	444.5	530	181.5	470	260	13	.553	3419	263.0	393	393	30.2	80	643	84-209
2002	12	842	4258	354.8	390	115.8	452	241	20	.533	2868	239.0	245	303	25.3	70	557	60-168
2001	11	736	3594	326.7	418	137.0	318	177	6	.556	2087	189.7	192	294	26.7	74	589	55-158
2000	11	779	2813	255.7	440	104.9	339	181	14	.534	1659	150.8	168	176	16.0	85	690	56-185
1999	11	714	3221	292.8	422	134.4	292	148	15	.507	1743	158.5	181	232	21.1	76	608	50-160
1998	11	716	3589	326.3	396	139.5	320	147	12	.459	2055	186.8	184	226	20.5	75	651	42-158
1997	11	768	3584	325.8	432	110.8	336	178	11	.529	2369	215.4	188	218	19.8	76	675	62-177
1996	11	718	2812	255.6	405	102.7	313	153	12	.489	1682	152.9	173	141	12.8	62	503	45-167
1995	11	735	2798	254.4	415	95.0	320	151	20	.472	1753	159.4	167	150	13.6	81	753	42-165
1994	11	743	2827	257.0	455	132.0	288	121	9	.420	1375	125.0	164	163	14.8	63	554	46-164
1993	11	776	3641	331.0	424	117.9	352	203	21	.577	2344	213.1	208	268	24.4	86	750	65-167
1992	11	725	3784	344.0	417	144.8	308	182	12	.591	2191	199.2	182	312	28.4	89	739	58-154
1991	11	740	3354	304.9	511	193.9	229	100	15	.437	1358	123.5	179	222	20.2	65	492	68-165
1990	11	770	3614	328.5	549	193.9	221	98	16	.443	1481	134.6	166	215	19.5	63	542	NA
1989	11	739	3277	297.9	499	168.7	240	113	19	.471	1421	129.2	190	174	15.8	61	496	NA
1988	11	721	3543	322.1	529	191.6	192	111	16	.578	1435	130.5	200	220	20.0	54	446	NA
1987	11	765	3800	345.5	487	160.9	278	142	13	.511	2030	184.5	206	226	20.5	66	489	NA
1986	11	715	2415	219.5	482	126.1	233	107	18	.459	1028	93.5	154	104	9.5	63	460	NA
1985	11	764	3049	277.2	460	116.6	304	154	14	.507	1766	160.5	177	180	16.4	74	605	NA
1984	11	680	3417	310.6	477	175.3	203	97	13	.478	1489	135.4	169	201	18.3	83	689	NA
1983	11	738	3373	306.6	496	173.2	242	113	12	.467	1468	133.5	156	274	24.9	79	661	NA
1982	11	783	3577	325.2	493	165.1	290	153	18	.527	1761	160.0	202	129	11.7	51	407	NA
1981	11	729	2622	238.4	534	151.2	195	83	17	.426	959	87.2	158	82	7.4	56	450	NA
1980	11	693	2553	232.1	460	172.0	233	90	22	.386	1111	101.0	136	115	10.5	59	565	NA
1979	11	774	2909	264.4	558	162.1	216	87	20	.403	1125	102.2	165	166	15.1	46	389	NA
1978	11	754	3199	290.8	525	152.9	229	89	18	.389	1517	137.9	177	200	18.2	59	495	NA
1977	11	760	3490	317.3	539	161.8	221	94	8	.425	1710	155.5	192	228	20.7	49	489	NA
1976	11	727	3790	344.5	539	195.1	188	92	7	.489	1644	149.5	214	241	21.9	73	639	NA
1975	11	722	2953	268.4	580	200.5	142	58	12	.408	748	68.0	146	180	16.4	61	516	NA
1974	11	786	3390	308.1	555	174.6	231	127	11	.550	1469	133.5	192	225	20.5	60	580	NA
1973	11	793	3685	335.0	505	158.2	288	159	13	.552	1945	176.8	206	264	24.0	65	664	NA
1972	11	859	3685	335.0	612	212.9	247	116	9	.470	1343	122.0	217	265	24.1	79	736	NA
1971	11	786	3560	323.6	606	241.8	180	70	13	.389	1000	90.9	197	255	23.2	52	490	NA
1970	10	740	3723	372.3	570	262.9	170	81	16	.476	1094	109.4	195	227	22.7	69	636	NA
1969	10	741	4124	412.4	523	248.3	218	97	16	.445	1641	164.1	215	328	32.8	75	634	NA
1968	10	672	2949	294.9	490	175.6	182	71	14	.390	1193	119.3	153	258	25.8	60	624	NA
1967	9	550	2477	275.2	427	186.9	123	55	3	.447	795	88.3	135	206	22.9	51	502	NA
1966	9	545	2215	246.1	433	181.3	112	40	9	.357	1632	181.3	121	121	13.4	48	527	NA
1965	10	736	3470	347.0	453	203.0	283	103	22	.364	1440	144.0	100	215	21.5	55	638	NA
1964	9	526	2479	275.4	335	147.3	191	84	15	.440	1153	128.1	134	173	19.2	54	511	NA
1963	10	614	3059	305.9	509	229.2	105	44	13	.419	747	74.7	164	199	19.9	55	573	NA
1962	9	576	2859	317.6	453	218.4	123	56	18	.455	893	99.2	122	261	29.0	55	582	NA
1961	10	612	3690	369.0	437	234.1	175	83	7	.474	1349	134.9	183	332	33.2	82	931	NA
1960	10	578	3138	313.8	459	217.6	121	57	18	.416	962	96.2	170	303	30.2	80	878	NA
1959	10	615	2641	264.1	480	184.2	135	63	9	.467	799	79.9	140	142	14.2	61	557	NA
1958	9	507	2087	231.9	417	179.6	90	37	6	.411	471	52.3	106	142	15.8	62	629	NA
1957	10	573	2790	279.0	495	183.6	78	38	10	.487	477	47.7	121	195	19.5	69	732	NA
1956	10	617	2999	299.9	497	212.5	122	47	13	.385	887	88.7	146	209	20.9	NA	NA	NA
1955	9	434	1668	185.3	332	127.7	102	33	12	.324	519	57.7	79	94	10.4	NA	729	NA
1954	10	474	1977	197.7	376	150.3	98	39	12	.398	474	47.4	NA	166	16.6	NA	NA	NA



MEMPHIS

LOU GROZA AWARD

Joe Allison, standing with Lou Groza, was the first recipient of the prestigious Lou Groza Award.



Former University of Memphis place-kicker Joe Allison enjoyed a record-setting career and a brilliant season in 1992, but he never dreamed that, in doing so, he would receive the Lou Groza Award, which is presented to the nation's top college kicker.

Allison, a native of Atlanta, Ga., led the nation in field goals per game, average field goals made per game, and kick-scoring for the final nine weeks of the 1992 season. His 23-of-25 field goals made were the most in the nation, according to the NCAA, and his 92.0 percent made rated best among all kickers for the year.

"I did not know about the Lou Groza Award until we played Tulsa in late October," said Allison. "After the game, Bob Winn (Assistant Athletic Director/Communications) came up to me in the locker room and said that I was a candidate for the award. I didn't even know who Lou Groza was at the time.

"As soon as we returned to campus, I looked up Mr. Groza's statistics in the NFL record book, and I talked to Coach Armstrong (UM kicking coach) about his career with the Cleveland Browns."

Allison continued on his torrid streak of field goals made throughout the remainder of the '92 season. Week after week, his name appeared at the top of the NCAA statistics for kickers and a campaign was started to let sports writers and voters throughout the country know about Allison's feats.

For his accomplishments, Allison was named first team All-America by *The Football News*, The Football Writers Association, the Associated Press, United Press International, *College and Pro Football Weekly* and *The Sporting News*. He is Memphis' first-ever first team All-American

on the Associated Press squad and was named to more first team All-America squads in one year than any other Memphis football Tiger in the school's history.

Following the Thanksgiving holiday, Allison suffered an attack of appendicitis and had an emergency appendectomy. The surgery kept Allison from traveling to Hollywood, Calif., to appear on the Bob Hope Christmas Special, and it was while he was in the hospital recovering from his surgery that Allison learned that he had won the Lou Groza Award.

"Mr. Winn called and told me that I had won the award and it made me feel a whole lot better," Allison stated. "I was determined that I was going to get well and travel to Florida for the awards ceremony."

Allison did indeed recover from his surgery and, with the assistance of former head coach Chuck Stobart and kicking coach Murray Armstrong, traveled to West Palm Beach, Fla., to receive the first national award ever won by a Memphis player.

The December 10th program was emceed by ABC sportscaster Curt Gowdy, and Baylor University head coach Grant Teaff was the guest speaker.

In accepting the Lou Groza Award from "The Toe" himself, Allison credited his snapper and holder and the entire Tiger special teams.

"Out of the 57 snaps during the season," Allison said, "I was the only one who made a mistake. Chad (Williams) did not have a bad snap, Andy (McWilliams) did not have a bad hold, but I missed two field goals. I couldn't have done it without their help."

The cousin of the late NASCAR driver Davey Allison, Joe booted 32-of-32 PATs in 1992 and finished with a then-school-record 81 consecutive PATs made for his career.

He set the Memphis record for field goals

made in a single season when he kicked his 17th of the year in the Tigers' win over Tulsa in 1992, and ended the year with 23.

For 30 years, the school scoring record for a single season had been 84 points by Dave Casinelli (1963). In 1992, Allison broke Casinelli's record during the Ole Miss game and finished the season with 101 points. He accounted for 35.2 percent of all of the Tigers' points in 1992.

Allison held the Memphis record for 50-yard field goals in a season with three in 1990 before Stephen Gostkowski booted three in 2005. He has; however, hit more 50-plus yard field goals than any other player in Tiger history with five. Allison ranks third all-time in scoring with 263 points and second in field goals made with 51 and in PATs made with 110. He held the No. 1 spots until Gostkowski completed his four-year career in 2005 and claimed the top spot in those categories.

LOU GROZA AWARD WINNERS

1992: Joe Allison, Memphis

1993: Judd Davis, Florida

1994: Steve McLaughlin, Arizona

1995: Michael Reeder, TCU

1996: Marc Primanti, N.C. State

1997: Martin Gramatica, Kansas State

1998: Sebastian Janikowski, Florida State

1999: Sebastian Janikowski, Florida State

2000: Jonathan Ruffin, Cincinnati

2001: Seth Marler, Tulane


2002: Nate Kaeding, Iowa

2003: Jonathan Nichols, Ole Miss

2004: Mike Nugent, Ohio State

2005: Alexis Serna, Oregon State

Joe Allison is the third-leading scorer in school history with 263 points. He holds the school record for field goals in a season with 23 in 1992.



TIGERS



HONORED TIGERS

ALL-AMERICANS

CALVIN ALLEN

Williamson's Middle All-America
(first team, 1950)

JOHN ALLEN

Associated Press All-America
(honorable mention, 1969)
Associated Press All-America
(honorable mention, 1970)

JOE ALLISON

Associated Press All-America
(first team, 1992)
UPI All-America
(first team, 1992)
Football Writers All-America
(first team, 1992)
The Sporting News All-America
(first team, 1992)
Football News All-America
(first team, 1992)
College & Pro Football Weekly All-America
(first team, 1992)
Playboy All-America
(first team, 1993)
Football News All-America
(first team, 1993)

FRED ALMON

Associated Press All-America
(honorable mention, 1969)

DANTON BARTO

Football News Sophomore All-America
(first team, 1991)
Football News All-America
(fourth team, 1992)
Football News All-America
(fourth team, 1993)

DAVID BERRONG

Associated Press All-America
(third team, 1969)
Football News All-America
(third team, 1969)

EARL BILLINGS

Williamson's All-American
(first team, 1955)

JOHN BOMER

Associated Press All-America
(honorable mention, 1969)
Associated Press All-America
(honorable mention, 1970)

GARY BOULDIN

GTE Academic All-America
(second team, 1992)

MARQUIS BOWLING

Football News All-America
(honorable mention, 1997)
Football News All-America
(second team, 1998)

CHUCK BROOKS

Football News All-America
(first team, 1963)
Detroit Sports Extra All-America
(honorable mention, 1963)
Williamson's All-America
(first team, 1963)

KEITH BUTLER

Associated Press All-America
(honorable mention, 1977)

DAVE CASINELLI

N.E.A. All-America
(honorable mention, 1963)
Detroit Sports Extra All-America
(honorable mention, 1963)
UPI All-America
(honorable mention, 1963)
Associated Press All-America
(honorable mention, 1963)
Williamson's All-America
(second team, 1963)
CoSIDA Academic All-America
(second team, 1963)

RUSTY CLAYTON


CoSIDA Academic All-America
(District IV first team, 2004)
(District IV second team, 2005)

DEREK CLENIN

CoSIDA Academic All-America
(District IV second team, 2005)

COTTON CLIFFORD

Williamson's Little All-America
(Honorable Mention, 1957)



Paul "Skeeter" Gowen was named an All-American by the Associated Press in 1969 and 1970.

JIMMY COLE

Williamson's Middle All-America
(honorable mention, 1951)
Williamson's Middle All-America
(first team, 1953)

O.C. COLLINS

Sporting News Freshman All-America
(fourth team, 2002)
Rivals.com Freshman All-America
(first team, 2002)

JERRY DANDRIDGE

Associated Press All-America
(honorable mention, 1975)

ALEX DEES

Associated Press All-America
(honorable mention, 1968)

JEFF FITE

Street & Smith's All-America
(third team, 1990)

JUDSON FLINT

The Sporting News All-America
(first team, 1988)

BOB FORD

Williamson's All-America
(honorable mention, 1954)

GENE FREDERIC

SI.com All-America
(honorable mention, 2004)

JAMES GAITHER

Sporting News Freshman All-America
(third team, 2001)
The Football News Freshman All-America
(second team)

TED GATEWOOD

Associated Press All-America
(honorable mention, 1986)

STEPHEN GOSTKOWSKI

CollegeFootballNews.com All-America
(honorable mention, 2004)
NationalChamps.Net All-America
(third-team, pre-season, 2005)
Street & Smith's All-America
(honorable mention, 2005)
Athlon Sports All-America
(third team, 2005)
SI.com All-America
(third team)

PAUL "SKEETER" GOWEN

Associated Press All-America
(honorable mention, 1969)
Associated Press All-America
(honorable mention, 1970)

EARNEST GRAY

Associated Press All-America
(honorable mention, 1977)
Football News All-America
(first team, 1978)

ERIC HARRIS

Football Writers All-America
(first team, 1976)
Tom Harmon's Football Today All-America
(first team, 1976)
NCAA Consensus All-America
(first team, 1976)
Associated Press All-America
(honorable mention, 1976)

TIM HARRIS

Associated Press All-America
(honorable mention, 1983)

ARTIS HICKS

Sporting News Freshman All-America
(third team, 2004)

AL HOTZ

Associated Press All-America
(honorable mention, 1969)

KEN IRVIN

Football News All-America
(honorable mention, 1994)



MEMPHIS

PAT JANSEN

GTE Academic All-America
(first team, 1992)

RAY JAMIESON

Associated Press All-America
(honorable mention, 1968)

OLLIE KELLER

Williamson's Little All-America
(honorable mention, 1953)

JEFF KING

Football News Sophomore All-America
(third team, 1991)

JIMMY LACKIE

Churchman's All-America Team (1977)

DEAN LOTZ

Associated Press All-America
(honorable mention, 1968)

RODNEY MASON

The Sporting News Freshman All-America (1991)

LOU McLELLAND

Williamson's Middle All-America
(first team, 1951)

LARRY McGHEE

Associated Press All-America
(honorable mention, 1970)

MIKE MCKENZIE

College Sports News All-America
(honorable mention, 1998)
Football News All-America
(honorable mention, 1998)

GENE MEADOWS

Williamson's Middle All-America
(honorable mention, 1951)

ANDY NELSON

Williamson's Little All-America
(first team, 1957)

BOB PARKER

Associated Press All-America
(honorable mention, 1969)

BOB PATTERSON

Williamson's Little All-America
(first team, 1954)

DAVE PAWLIK

Associated Press All-America
(honorable mention, 1970)

LLOYD PATTERSON

Football News Sophomore All-America (1976)
Associated Press All-America
(honorable mention, 1977)

MIKE ROBB

Churchman's All-America Team (1973)

BILL ROBERTSON


Williamson's All-America
(first team, 1949)

BOB RUSH

Associated Press All-America
(honorable mention, 1975)
Associated Press All-America
(honorable mention, 1976)
The Sporting News All-America
(first team, 1976)

HARRY SCHUH

N.E.A. All-America
(first team, 1963)
Associated Press All-America
(honorable mention, 1963)
UPI All-America
(honorable mention, 1963)



Russell Vollmer was an honorable mention pick on the Associated Press All-America team in 1963.

Williamson's All-America
(honorable mention, 1963)
Time Magazine All-America
(first team, 1964)
Football Coaches Assoc. All-America
(first team, 1964)
Associated Press All-America
(second team, 1964)
UPI All-America
(second team, 1964)
Lockert's All-America
(third team, 1964)
The Sporting News All-America
(first team, 1964)
Playboy All-America
(first team, 1964)

RON SELLS

Successful Farmer All-America
(second team, 1996)
Successful Farmer All-America
(second team, 1998)

KAMAL SHAKIR

The Sporting News Freshman All-America
(first team, 1997)

ALLEN SHIPMAN

Associated Press All-America
(honorable mention, 1968)

WESLEY SMITH

NationalChamps.Net All-America
(honorable mention, pre-season, 2005)
Street & Smith's All-America
(honorable mention, 2005)

MIKE STARK

Associated Press All-America
(first team, 1971)
Kickoff Magazine All-America
(first team, 1971)
Minnesota Line All-America
(first team, 1971)

JERRY TODD

Associated Press All-America
(honorable mention, 1968)

RUSSELL VOLLMER

Williamson's All-America
(second team, 1963)
N.E.A. All-America
(honorable mention, 1963)
Associated Press All-America
(honorable mention, 1963)
UPI All-America
(honorable mention, 1963)
Detroit Sports Extra All-America
(honorable mention, 1963)

MARCUS WEST

NationalChamps.Net All-America
(honorable mention, pre-season, 2005)
Street & Smith's All-America
(honorable mention, 2005)

RYAN WHITE

Football News All-America
(honorable mention, 1998)
Football News Freshman All-America
(first team, 1998)
College Sports News All-America
(honorable mention, 1998)
Sporting News Freshman All-America
(first team, 1998)
Playboy All-America
(first team, 2000)
Phil Steele All-America
(first team, 2001)

ALEX WILLIAMS

Williamson's Middle All-America
(honorable mention, 1950)

DeANGELO WILLIAMS

CoSIDA Academic All-America
(District IV first team, 2003)
Pro Football Weekly All-America
(first team, 2004)
Associated Press All-America
(third team, 2004)
SI.com All-America
(second team, 2004)
CollegeSportsReport.com All-America
(second team, 2004)
CollegeFootballNews.com All-America
(second team, 2004)
Playboy All-America
(first team, 2005)
NationalChamps.Net All-America
(first team, pre-season, 2005)
Blue Ribbon College Football Yearbook
(first team, 2005)
Street & Smith's All-America
(second team, 2005)
Athlon Sports All-America
(second team, 2005)
Lindy's Football All-America
(second team, 2005)
Playboy All-America
(first team, 2005)
American Football Coaches Assoc. All-America
(first team, 2005)
Walter Camp All-America
(first team, 2005)
Associated Press All-America
(second team, 2005)
CollegeFootballNews.com All-America
(second team, 2005)
SI.com All-America
(second team, 2005)

TIGERS



JEROME WOODS

Football News All-America
(second team, 1995)
College Sports Magazine All-America
(third team, 1995)
Associated Press All-America
(third team, 1995)

JAMES EARL WRIGHT

Williamson's All-America
(honorable mention, 1960)

LOU GROZA AWARD

The Lou Groza Award is a national award presented annually to the nation's top kicker.

1992: Joe Allison (see page 138)

C-USA OFFENSIVE PLAYER OF THE YEAR

2003: DeAngelo Williams (RB)
2004: DeAngelo Williams (RB)
2005: DeAngelo Williams (RB)

C-USA SPECIAL TEAMS PLAYER OF THE YEAR

2005: Stephen Gostkowski (K)

ALL-CONFERENCE USA

1996: Richard Hogans (LB), first team
Tony Williams (DT), second team
Keith Spann (DB), second team
Ted Lane (PK), second team
Tavares Middlebrooks (OL), freshman team
Damien Dodson (WR), freshman team
Caspur Stiles (LB), freshman team
Mike McKenzie (LB), freshman team
1997: Mike McKenzie (DB), first team
Marquis Bowling (DT), first team
Daniel Gomez (OT), second team
Gerard Arnold (RB), second team
Reid Hedgepeth (TE), freshman team
Marcus Bell (DT), freshman team
Kamal Shakir (LB), freshman team
1998: Mike McKenzie (DB), first team
Marquis Bowling (DT), first team
Ryan White (K), first team
Ron Sells (OT), second team
Gerard Arnold (RB), second team
Artis Hicks (OG), freshman team
David Sherrod (OT), freshman team
Andre Arnold (DE), freshman team
Idrees Bashir (DB), freshman team
1999: Tramont Lawless (DE), first team
Ryan White (K), first team
Tim Seymour (C), second team
Kamal Shakir (LB), second team
Marcus Bell (NT), second team
Travis Anglin (QB), freshman team *
Jeff Sanders (RB), freshman team
Trey Eyre (OG), freshman team
* Co-Freshman of the Year
2000: Andre Arnold (DE), first team
Marcus Bell (NT), first team
Kamal Shakir (ILB), first team
Idrees Bashir (FS), first team
Michael Stone (DB), first team

Billy Kendall (TE), second team
Jeremiah Bonds (RB), freshman team
Jason Brown (DB), freshman team
Coot Terry (OLB) freshman team
Glenn Sumter (DB), first team
Artis Hicks (OG), first team
Dante Brown (RB), second team
Darron White (WR), freshman team
Drew Harmon (C), freshman team
James Gaither (P), freshman team
2001: Jimond Pugh (C), first team
Tony Brown (DT), second team
Travis Anglin (WR), second team
Derrick Ballard (LB), second team
DeAngelo Williams (RB) freshman team
O.C. Collins (DB), freshman team
Stephen Gostkowski (K), freshman team
John Doucette (TE), freshman team



DeAngelo Williams, shown here as a finalist for the 2004 Coach Wooden Cup, was named by several publications as an All-American, and is a three-time C-USA Offensive Player of the Year.

2003: DeAngelo Williams (RB), first team & Offensive Player of the Year
Wesley Smith (DB), first team
Maurice Avery (WR), second team
Coot Terry (OLB), second team
Eric Taylor (DT), second team
Gene Frederic (C), third team
Jeremy Rone (OT), third team
Derrick Ballard (DB), third team
Scott Vogel (DB), third team
Blake Butler (OG), freshman team
2004: DeAngelo Williams (RB), first team & Offensive Player of the Year
Gene Frederic (C), first team
Wesley Smith (FS), first team
Stephen Gostkowski (K), first team
Danny Wimprine (QB), second team
Jeremy Rone (OL), second team
Tavares Gideon (WR), second team
Marcus West (DL), second team
Greg Hinds (LB), freshman team
2005: DeAngelo Williams (RB), first team & Offensive Player of the Year
Andrew Handy (OL), first team
Marcus West (DL), first team
Wesley Smith (FS), first team
Stephen Gostkowski (K), first team & Special Teams Player of the Year
Michael Gibson (P), second team
Brandon Pearce (OL), freshman team
Maurice Jones (WR), freshman team

CONFERENCE USA PLAYERS OF THE WEEK

1995: Joe Borich (QB), 10/14
Jerome Woods (DB), 10/14
Richard Hogans (LB), 10/28
Richard Hogans (LB), 11/11
1996: Richard Hogans (LB), 9/14
Keith Spann (DB), 10/5
Richard Hogans (LB), 10/19
Tony Williams (NG), 11/9
Drew Pairmore (P), 9/21
Ted Lane (K), 10/5
Kevin Cobb (KR), 11/9
1997: Drew Pairmore (P), 8/30
Don Haselwood (DB), 11/15
1998: Ryan White (K), 10/17
1999: Marcus Bell (NG), 11/13
Ryan White (K), 9/25
Ryan White (K), 10/9
Ryan White (K), 10/31
2000: Idrees Bashir (DB), 9/23
Kamal Shakir (LB), 10/7
Ryan White (K), 9/16
2001: Dante Brown (RB), 10/13
Derrick Ballard (OLB), 10/6
2002: DeAngelo Williams (RB), 9/21
2003: Danny Wimprine (QB), 9/8
Stephen Gostkowski (K), 9/8
Will Hyden (LB), 10/20
DeAngelo Williams (RB), 10/27
Danny Wimprine (QB), 11/3
DeAngelo Williams (RB), 11/17
Wesley Smith (FS), 11/24
2004: Wesley Smith (FS), 9/20
Stephen Gostkowski (K), 9/20
DeAngelo Williams (RB), 10/4
DeAngelo Williams (RB), 11/15
2005: DeAngelo Williams (RB), 10/3
Derek Clenin (DB), 10/3
DeAngelo Williams (RB), 10/24
Stephen Gostkowski (K), 11/28

ALL-SOUTH INDEPENDENT

1973: Eric Harris (DB)
Bobby Ward (WR)
1974: Ken Niemaseck (DT), first team
Bobby Williams (K), first team
Jerry Dandridge (LB), second team
Eric Harris (DB), second team
James Thompson (WR), second team
Van Anderson (DE), second team
David Fowler (QB), honorable mention
Ronald Moon (RB), honorable mention
Early Jones (DT), honorable mention
Bob Rush (C), honorable mention
Keith Wright (WR), honorable mention
Bobby Ward (WR), honorable mention
1975: Jerry Dandridge (LB)
Early Jones (DT)
Bob Rush (C)
Keith Wright (FL)
Terrell Middleton (RB)
Lummy Wright (DE)
1976: Lloyd Patterson (QB)
Bob Rush (C)
Eric Harris (DB)
1977: Earnest Gray (WR)
Lloyd Patterson (QB)



MEMPHIS

- Keith Wright (FL)
- Keith Butler (LB)
- 1978:** Earnest Gray (WR)
- Tony Graves (DB)
- 1979:** Rick Snider (OT)
- 1982:** Johnny Walker (LB)
- 1983:** Tim Harris (DE), first team
- Eric Fairs (LB), first team
- 1984:** Tim Harris (DE), first team
- Tim Long (OT), first team
- Derrick Burroughs (DB), first team
- Don Glosson (K), second team
- Eric Fairs (LB), second team
- Punkin Williams (RB), second team
- Donnie Elder (DB), second team
- 1985:** Eric Fairs (LB), first team
- Jeff Walker (OT), first team
- Danny Sparkman (QB), second team
- 1986:** David Brandon (DE), second team
- Ted Gatewood (C), second team
- 1987:** Marlon Brown (LB), first team
- Tim Borcky (OT), first team
- Ted Gatewood (C), second team
- Scott Dill (OG), second team
- 1988:** Eddie Moore (DB), first team
- Reid Bennett (OG), first team
- Jeff Fite (P), second team
- Tory Epps (NG), second team
- Damon Young (LB), second team
- Charles Wilson (WR), second team
- 1989:** John Butler (K), second team
- Marvin Cox (RB), second team
- 1990:** Glenn Rogers Jr. (DB), first team
- Jeff Fite (P), second team
- Keith Bland (OT), second team
- 1991:** Chris Hobbs (NG), first team
- Danton Barto (LB), first team
- Jeff Buffalo (P), first team
- Dominic Calloway (DB), first team
- James Maclin (OG), second team
- 1992:** Joe Allison (K), first team & Offensive Player of the Year
- Danton Barto (LB), first team & Defensive Player of the Year
- Larry Bolton (C), first team
- Jeff Buffalo (P), first team
- Russell Copeland (WR), first team
- Chris Hobbs (NG), first team
- Jeff King (OG), first team
- Steve Matthews (QB), first team
- Larry Porter (TB), second team
- Jeremy Williams (DB), second team
- Stevie Williams (OG), second team
- 1993:** Joe Allison (PK)
- Danton Barto (LB)
- Isaac Bruce (WR)
- Dominic Calloway (DB)
- Tony Semple (OT)
- Stevie D. Williams (OG)


ALL-NATIONAL INDEPENDENT

- 1994:** Ken Irvin (DB), third team
- James Logan (DE), honorable mention
- Ryan Roskelly (WR/PR), first team & Newcomer of the Year
- Marcus Holliday (RB), third team
- Luis Tejada (PK), first team
- Jesse Allen (LB), first team
- John Ludwiczak (C), second team
- Keith Setler (OT), second team
- Bryan Barnett (DT), second team
- Brian Davis (KR), second team

- 1995:** Jerome Woods (DB), first team & Defensive Player of Year
- Tony Williams (NG), second team
- Bryan Barnett (DT), third team
- Ryan Roskelly (WR/PR), third team
- Keith Spann (DB), third team
- Ken Newton (C), third team

ALL-MISSOURI VALLEY CONFERENCE

- 1968:** Allen Shipman (OT)
- Bob Parker (OG)
- Dean Lotz (C)
- Ray Jamieson (FB)
- Alex Dees (DE)
- Bill McRight (LB)
- Jerry Todd (DB)
- David Berrong (DB)
- Billy J. Murphy, Coach of the Year



Eric Fairs was named to the All-Metro Conference team in 1983, 1984 and 1985.

- 1969:** Mike Stark (OT)
- Al Hotz (OG)
- John Bomer (C)
- Paul Gowen (RB), Sophomore of the Year
- Bobby Dees (DE)
- Luis Fernandez (DT)
- Fred Almon (NG)
- John Allen (LB)
- David Berrong (DB)
- Billy J. Murphy, Coach of the Year
- 1970:** Mike Stark (OT)
- Larry McGhee (OG)
- John Bomer (C)
- Larry Frankenbach (DE)
- David Pawlik (NG)
- John Allen (LB)
- Rick Kale (DB)
- Walter Daggett (DB)
- Paul Gowen (RB)

ALL-METRO CONFERENCE

- 1980:** Rick Snider (OT)
- Jerry Knowlton (FL)
- Stanley Adams (LB)
- Michael Thomas (LB)

- Todd Ondra (LB)
- 1981:** Tom Dorian (OG)
- Ken DeFeo (C)
- Greg Montgomery (DT)
- Mike Kleimeyer (LB)
- Marvin Chatman (DB)
- 1982:** Ken DeFeo (C)
- Greg Montgomery (DT)
- Tom Dorian (OG)
- Johnny Walker (LB)
- 1983:** Tim Harris (DE)
- Eric Fairs (LB)
- Jeff Walker (OT)
- Derrick Crawford (WR)
- Danny Sparkman (QB)
- Don Glosson (K)
- Greg Montgomery (DT)
- Percy Nabors (DB)
- 1984:** Tim Long (OT)
- Tim Harris (LB)
- Donnie Elder (DB)
- Eric Fairs (LB)
- Don Glosson (K)
- Punkin Williams (RB)
- Jeff Walker (OT)
- Danny Sparkman (QB)
- Dennis Borcky (DE)
- Tim Harris (LB)
- David East (C)
- Jerry Harris (WR)
- Eric Fairs (LB)
- Trell Hooper (DB)
- 1986:** Ted Gatewood (C)
- David Brandon (LB)
- 1987:** Ted Gatewood (C)
- Tim Borcky (OT)
- Reggie Dubose (DB)
- 1988:** Eddie Moore (DB)
- Reid Bennett (OG)
- Tory Epps (NG)
- Mike Nettles (DB)
- Charles Wilson (WR)
- Damon Young (LB)
- Jeff Fite (P)
- 1989:** Marvin Cox (RB)
- Glenn Rogers, Jr. (DB)
- Eddie Moore (DB)
- Keith Bland (OT)
- Clark Stevenson (C)
- John Butler (K)
- Tory Epps (NG)
- 1990:** Jeff Fite (P)

ALL-IFA CONFERENCE

The IFA (Independent Football Alliance) was formed in 1992 and was comprised of five 1-A Independent football playing schools. The Alliance included Memphis, Tulsa, Southern Miss, Cincinnati and East Carolina.

- 1992:** Joe Allison (K), first team
- Danton Barto (LB), first team
- Larry Bolton (C), first team
- Jeff Buffalo (P), first team
- Russell Copeland (WR), first team
- Chris Hobbs (NG), first team
- Steve Matthews (QB), first team
- Jeremy Williams (DB), first team
- Stevie Williams (OG), first team
- 1993:** Isaac Bruce (WR), first team
- Stevie Williams (OL), first team
- Rod Brown (DE), first team

TIGERS



Danton Barto (LB), first team &
Defensive Player of the Year
Dominic Calloway (DB), first team
Joe Allison (PK), first team

LIBERTY BOWL ALLIANCE PLAYERS OF THE YEAR

1994: Ken Irvin, Co-Defensive Player of the Year
Duane Vandborg, Co-Defensive
Player of the Year
1995: Jerome Woods, Defensive Player of the Year

SOUTHERN LIVING ALL-SOUTH TEAM

1969: Jerry Todd (DB)
1992: Danton Barto (LB)
1993: Danton Barto (LB)
1993: Joe Allison (K)

SAE-PAUL GINGOLD MVP AWARD

Given in honor of former Sigma Alpha Epsilon brother Paul Gingold, this award is presented to the MVP of the annual Blue-Gray spring game. The award is voted on by members of the media.

1965: Chuck Pettit (OT)
1966: Larry Duck (DT)
Bill McRight (LB)
1967: Russ Denof (RB)
1968: Ken Apple (NG)
1969: Rod Hayden (DE)
John Bomer (C)
1970: Walter Daggett (DB)
Jay McCoy (RB)
1971: Bobby Russell (DT)
1972: Carey Mulwee (LB)
1973: Mark Benskin (TE)
1974: Greg Gore (DE)
1975: Keith Butler (LB)
1976: Terdell Middleton (RB)
1977: James King (RB)
1978: Richard Locke (FB)
1979: Johnny Ray (DB)
1980: Michael Harper (WR)
1981: Danny Felts (RB)
1982: Tony Wiley (RB)
1983: Don Glosson (K)
1984: Jeff Womack (RB)
1985: **RAIN OUT**
1986: Jeff Womack (RB)
1987: Gerald White (RB)
1988: Elgin Perkins (RB)
1989: Tommy Ferrari (QB)
1990: Gary Bouldin (QB)
1991: Joe Cole (QB)
1992: Larry Porter (RB)
1993: Isaac Bruce (WR)
Rod Brown (LB)
1994: Dan Bonner (DE)
1995: Chad Reed (QB)
1996: Keith Cobb (RB)
1997: Bernard Oden (QB)
Gerard Arnold (RB)
Kenton Evans (QB)
1998: Neil Suber (QB)
1999: Neil Suber (QB)
2000: Neil Suber (QB)

2001: Travis Anglin (QB)
2002: Danny Wimprine (QB)
2003: Patrick Byrne (QB)
2004: Bobby Robison (QB)
2005: Mario Pratcher (WR)
Patrick Byrne (QB)
2006: Chris Huffman (DB)

PHI SIGMA KAPPA ACADEMIC AWARD

Presented by the brothers of Phi Sigma Kappa to the football scholar-athlete who attained the highest GPA for the previous year.

1974: Jim Mincey (DB)
1975: Bob Orians (DB)
1976: Bob Orians (DB)
1977: Bob Orians (DB)
1978: Jarvis Greer (DB)
1979: Johnny Ray (DB)
1980: Johnny Ray (DB)
1981: Johnny Ray (DB)



Quarterback Danny Wimprine was named the ESPN Player of the Game after leading the Tigers to victory in the 2003 New Orleans Bowl.

CHEVROLET SCHOLARSHIP AWARD

The following players have had a \$1,000 scholarship given to the general scholarship fund in their names. Chevrolet Motor Division, which sponsored the telecast, donated the scholarship.

1980: Stanley Adams (DE) vs Florida State

TEXACO STAR CLASSIC MVP AWARD

The following players have had a \$1,000 scholarship given in their name to the general athletic scholarship fund at the UM. Texaco, the sponsor of the Texaco Star Classic in Orlando, Fla., donated the scholarship.

1990: Jeff Fite (P) vs Florida State

VANGUARD CLUB

Given by the Memphis Vanguard Club to the outstanding athlete in the Mid-South area.

1975: Jerry Dandridge (LB)

Lummy Wright (DE)
1976: Bob Rush (C)
1977: Lloyd Patterson (QB)
1978: Earnest Gray (WR)
1998: Tony Williams (DT)
Jerome Woods (DB)

ESPN PLAYER OF THE GAME

On most ESPN televised football game, an offensive and defensive player of the game is selected.

1982: Johnny Walker (LB) vs Georgia
1993: Isaac Bruce (WR) vs Miami (FL)
2003: Danny Wimprine (QB) vs North Texas
2004: Danny Wimprine (QB) vs Louisville
2005: DeAngelo Williams (RB) vs Akron

M CLUB ATHLETE OF THE YEAR

In the past, the M Club Letterman's Club selected an Athlete of the Year.

1973: Cliff Taylor (FB)
1976: Bob Rush (C)
1978: Earnest Gray (WR)
1979: Keith Clark (DE)
1980: Todd Ondra (LB)
1981: Ken DeFeo (C)
1982: Anthony Carter (DB)

SPORTS ILLUSTRATED PLAYER OF THE WEEK

1963: John Fred Robillo (NG) vs Ole Miss
1965: Billy Fletcher (QB) vs Mississippi St.
1966: Joe Rushing (LB) vs Tulsa
1977: Keith Clark (DE) vs Houston
1992: Ken Irvin (DB) vs Arkansas

ASSOCIATED PRESS PLAYER OF THE WEEK

1960: James Earl Wright (QB) vs Ole Miss
1963: Russ Vollmer (QB) vs Mississippi St.
1965: Billy Fletcher (QB) vs Mississippi St.
1975: Jerry Dandridge (LB) vs Auburn
1984: Tim Harris (LB) vs Southwestern La.
Danny Sparkman (QB) vs Cincinnati
1987: Damon Young (LB) vs Ole Miss
Tory Epps (NG) vs Alabama
Wayne Pryor (FB) vs Alabama
Marlon Brown (LB) vs Louisville

FOOTBALL NEWS PLAYER OF THE WEEK

1990: Larry Porter (RB) vs Arkansas St.
1992: Ken Irvin (DB) vs Arkansas

THE SPORTING NEWS PLAYER OF THE WEEK

1988: Eddie Moore (DB) vs Florida
1992: Ken Irvin (DB) vs Arkansas



MEMPHIS

1993: Steve Matthews (QB) vs Mississippi St.

AT&T LONG DISTANCE PLAYER OF THE WEEK

1996: Qadry Anderson vs Houston (82-yard pass)
Teofilo Riley vs Houston (82-yard reception)
Kevin Cobb vs Tennessee (95-yard kickoff return)

ESPY AWARD

1996: Kevin Cobb (95-yard kickoff return vs UT)
**Also selected as the play of the year in college football

HIGHLAND HUNDRED MVP AWARD

Each year the members of the Highland Hundred football support group select an offensive and defensive Most Valuable Player. The honorees' names are inscribed on a permanent plaque in the football wing of the Memphis athletic office building. They are also presented trophies at the annual football banquet.

1974: James Thompson (WR)
1975: Jerry Dandridge (LB)
Lummy Wright (DE)
1976: Bob Rush (C)
1977: Keith Butler (LB)
1978: Earnest Gray (WR)
Peter Scatamacchia (NG)
1979: Leo Cage (RB)
Wayne Weedon (DT)
1980: Russell Richards (TE)
Todd Ondra (LB)
1981: Jerry Knowlton (FL)
Duane Marshall (DE)
1982: Ken DeFeo (C)
Michael Joe Cannon (DE)
1983: Derrick Crawford (WR)
Percy Nabors (DB)
Cedric Wright (DE)
1984: Punkin Williams (RB)
Dwight Blalock (TE)
Jack Oliver (OT)
Derrick Burroughs (DB)
Tim Harris (LB)
Eric Fairs (LB)
1985: Jeff Walker (OT)
Danny Sparkman (QB)
Tim Harris (LB)
Eric Fairs (LB)
1986: Harold Beane (DT)
Octavian Sharp (LB)
Ron Palmer (DB)
Ted Gatewood (C)
Wayne Pryor (FB)
Jerry Harris (WR)
Arthur Franklin (P)
1990: Chuck Boler (OT)
Glenn Rogers Jr. (DB)
Jeff Fite (P)
1991: Keith Benton (QB)
Danton Barto (LB)
Jeff Buffalo (P)
1992: Russell Copeland (WR)
Chris Hobbs (NG)
Joe Allison (PK)

1993: Isaac Bruce (WR)
Danton Barto (LB)
Joe Allison (PK)
1994: Ken Irvin (DB), Overall MVP
Al Dawkins (FB)
Duane Vandborg (LB)
Ryan Roskelly (PR)
1995: Jerome Woods (DB), Overall MVP
Ken Newton (OL)
Tony Williams (DL)
Ryan Roskelly (Special Teams)
Britton Wilkins (Special Teams)
1996: Tony Williams (DT), Overall MVP
Qadry Anderson
Offensive Player of the Year
Richard Hogans
Defensive Player of the Year
Ted Lane (Special Teams)
1997: Bernard Oden, Overall MVP
Ron Sells
Offensive Lineman of the Year
Marquis Bowling
Defensive Lineman of the Year
Jeff Bazemore (Special Teams)

Albert Means (NG)
Defensive Player of the Year
Stephen Gostkowski (K)
Special Teams Player of the Year
Gene Frederic (C)
Offensive Lineman of the Year
2005: DeAngelo Williams (RB) & Maurice Avery (WR)
Co-Offensive Player of the Year
Marcus West (DL)
Defensive Player of the Year
Stephen Gostkowski (K) & Michael Gibson (P)
Co-Special Teams Player of the Year
Andrew Handy (OG) & John Doucette (TE)
Co-Offensive Lineman of the Year

GLENN JONES 12TH MAN AWARD

The Glenn Jones 12th Man Award is presented by the membership of the Highland Hundred to the Tiger football player who leads through desire, determination and courage.



Defensive back Jerome Woods was named the Most Valuable Player of the 1995 team by the Highland Hundred.

1983: Mike Omar (TE)
1984: Keith Mutters (LB)
1985: Joe Hennelly (DB)
1986: Dennis Borcky (DE)
1987: Ted Gatewood (C)
1988: Marvin Cox (RB)
1989: Rick Fredette (NG)
1990: Marvin Cox (RB)
1991: David Garaffa (LB)
1992: Mike Davis (LB)
1993: James Logan (DE)
1994: Marquis Bowling (DE)
1995: Pat Stiles (LB)
1996: Jeff Bazemore (WR)
1997: Marcus Jack (RB)
Rodney Lanctot (DE)
1998: Marcus Jack (RB)
1999: Lou Esposito (OG)
DeMorrio Shank (LB)
2000: Wade Smith (OT)
DeMorrio Shank (ILB)
Glenn Sumter (SS)
2001: Jeff Cameron (TE)
Treveco Lucas (DE)
2002: Danny Wimprine (QB)
Eric Taylor (DT)
Kenyun Glover (DT))
2003: Danny Wimprine (QB)
Darron White (WR)
Albert Means (DT)
Scott Vogel (DB)
2004: DeAngelo Williams (RB)
Marcus West (DL)
2005: Wesley Smith (FS)
Joseph Doss (RB)

1998: Gerard Arnold (RB), Overall MVP
Chris Powers (OL)
T.J. Fryer (DL)
Ryan White (Special Teams)
1999: Gerard Arnold (RB)
Tramont Lawless (DE)
Joe Rocconi (Special Teams)
2000: Billy Kendall (TE)
Kamal Shakir (LB)
Ryan Johnson (Special Teams)
2001: Bunkie Perkins (WR)
Glenn Sumter (DB)
Ryan Johnson (Special Teams)
2002: Danny Wimprine (QB)
Tony Brown (DT)
Robert Douglas (Special Teams)
2003: DeAngelo Williams (RB)
Gene Frederic (C)
Derrick Ballard (DB)
Coot Terry (OLB)
Will Hyden (LB)
Greg Harper (LB)
Eric Taylor (DT)
Treveco Lucas (DE)
Rusty Clayton (DS)
Special Teams Player of the Year
2004: DeAngelo Williams (RB)
Offensive Player of the Year

1984: Dwight Blalock (TE)
1985: Nathan Beason (NG)
1986: Andy Whitwell (QB)

CHRIS FAROS AWARD

This award is presented by the Student Ambassador Board in honor of former Tiger offensive coordinator Chris Faros. The award is presented each spring to the player, selected by the current coaching staff, who has shown the most improvement during spring practice.

TIGERS



- 1987:** Gerald White (RB)
- 1988:** John Norman (RB)
- 1989:** Lee Butler (TE)
Lish Trice (DT)
- 1990:** Leon Bosby (FB)
Chris Michael (DB)
- 1991:** Larry Porter (RB)
- 1992:** Tony Semple (OT)
- 1993:** Jesse Allen (LB)
- 1994:** Al Dawkins (FB)
- 1995:** Kerry Cobb (TE)
- 1996:** Andre Woods (RB)
Britton Wilkins (LB)
- 1997:** Tavares Middlebrooks (OT)
Michael Boatman (LB)
- 1998:** Caspor Stiles (LB)
Chris Powers (C)
Austin O'Dell (OL)
Kosha Irby (DB)
- 1999:** Chance Nesbitt (WR)
Andre Arnold (DE)
- 2000:** Darche Epting (FB)
Glenn Sumter (SS)
- 2001:** Bunkie Perkins (WR)
Eric Taylor (DT)
- 2002:** Andrew Handy (OG)
Darren Garcia (WR)
Scott Vogel (DB)
- 2003:** Tavarious Davis (WR)
Gene Frederic (C)
Will Hyden (LB)
- 2004:** Blake Butler (OT)
Willie Henderson (OG)
Tim Goodwell (LB)
David McNair (DE)
- 2005:** Mario Pratcher (WR)
Rubio Phillips (DL)
Rod Smith (S)
- 2006:** Michael Grandberry (WR)
Brett Russell (TE)
Brandon Patterson (FS)

REX DOCKERY MEMORIAL

SCHOLARSHIP AWARD

Gifts and donations to the University of Memphis, in the name of former head football coach Rex Dockery, have reached a total that allows the athletic department to endow a football scholarship. Each year, the Rex Dockery Memorial Scholarship is presented to an incoming Tiger football signee who exemplifies the football ideals of Dockery.

- 1984:** James Cribbs (DT), Hamilton HS
- 1985:** Adrian Harrod (DT), ECS
- 1986:** Wilson Neely (LB), Hamilton HS
- 1987:** Clark Stevenson (C), Elliston HS
- 1988:** James Maclin (OG), Covington HS
- 1989:** Jeff King (OG), Hueytown (AL) HS
- 1990:** Fred Archie (RB), Shaw (AL) HS
- 1991:** Joel Peschke (TE), Milford (OH) HS
- 1992:** Britton Wilkins (LB), ECS
- 1993:** Steve Wilson (DL), Theodore (AL) HS
- 1994:** Jeran Burns (WR), South Side HS
- 1995:** Jason Harris (QB), Whitehaven HS
- 1996:** Rodney Lanctot (LB), Crescent City (FL) HS
- 1997:** Stephen Galbraith (QB), Marietta (GA) HS
- 1998:** Roberto Young (OLB), CBCHS (MO) HS
- 1999:** Casey Rooney (WR), West (IA) HS
- 2000:** Kenyun Glover (DT), Overton HS
- 2001:** Jeremiah Bonds (RB), J.O. Johnson (AL) HS
- 2002:** Rusty Clayton (DS/C), Oak Grove (MS) HS
- 2003:** Derek Clenin (DB), MUS

- 2004:** Brandon Patterson (DB), Germantown HS
- 2005:** Paul Edwards (OL), McKenzie HS

M-CLUB HALL OF FAME

- 1974:** Sam Johnson (T), 1927-30
Ed Thompson (C), 1928-31
- 1975:** Gene Fulghum (T), 1926-29
Frank Magoffin (T), 1928-31
- 1976:** "Skeeter" Ellis (RB), 1937-38
Andy Nelson (DB), 1954-57
Bill Robertson (E), 1947-50
Paul Hicks (FB), 1938-40
- 1977:** Haggard Cherry (QB), 1938-40
Jimmy Cole (RB), 1950-54
Sam Hindsman (E), 1938-41
Dr. C.C. Humphreys (Coach), 1939-41
- 1978:** Ralph Hatley (Coach), 1947-57
Tom Nix (T), 1949-51
Keith White (RB), 1947-50
- 1979:** Bob Patterson (OG), 1952-55
James Earl Wright (QB), 1959-61
A. Eugene Smith (Trainer), 1960-79
- 1980:** John Bramlett (LB), 1959-62
Roland McMackin (E), 1937-38
Andrew Porter (T), 1929-32
- 1981:** Harry Schuh (OT), 1961-64
Andy Settles (C), 1947-48
- 1982:** Doug Mayo (G), 1937-38
Billy J. Murphy (Coach), 1958-71
- 1983:** Dave Casinelli (FB), 1960-63
Bob Ford (E), 1951-55
Russell Vollmer (QB), 1960-64
George Zarecor (T), 1937-38
- 1984:** Henry Evans (RB), 1926-30
Bill Hudson (T), 1959-62
Preston Watts (RB), 1940-42
- 1985:** Billy Fletcher (QB), 1962-65
Alex Williams (FB), 1949-50
- 1986:** Charlie Babb (DB), 1969-71
Leo Davis (Coach), 1947-50
Elmer Vaughn (QB), 1936-38
- 1987:** "Skeeter" Gowen (RB), 1969-71
Kenneth Barker (RB), 1940-41
Percy Roberts (G), 1949-52
Cliff Taylor (FB), 1970-73
- 1988:** Bob Rush (C), 1973-76
Alex Moore (OG), 1950-53
- 1989:** Calvin Allen (OG), 1947-50
Keith Butler (LB), 1974-77
- 1990:** Chuck Brooks (TE), 1961-64
Fred Medling (G), 1947-49
- 1991:** Earnest Gray (WR), 1975-78
Eric Harris (DB), 1973-76
John Lee (E), 1956-59
Keith Wright (WR), 1974-77
- 1992:** Cotton Clifford (OL), 1951-56
Bubba Winkler (NG), 1964-67
- 1993:** John Cronin (C), 1961-63
Bob Finamore (DT), (1961-64
Paul Haynes (B), 1947-48
Doug Woodlief (LB), 1963-64
Terdell Middleton (RB), 1974-76
Jim Enoch (OL), 1938
- 1994:** Dick Quast (NG), 1962-63
Will Renfro (E), 1951-54
Ed Taylor (DB), 1972-73
Roland Eveland (B), 1950-52
Lou McLelland (E), 1949-51
- 1995:** "Red" Brewer (B), 1950-51
Richard Coady (C), 1964-66
Ollie Keller (QB), 1952-53
Frank Mawyer (E), 1949-50, 53

- 1996:** Lloyd Patterson (QB), 1975-78
Joe Billings (OL), 1952-55
Grover Lipe (OL), 1948-50
Jerry Christopher (E), 1953-56
Hugh Hathcock (OL), 1950-53
- 1997:** David Berrong (DB), 1967-69
Steve Jaggard (DB), 1968-69
Bob Henderson (OL), 1953-56
Elmer Ray (QB), 1947-50
- 1998:** John Barnhill (OL), 1923-24
Dr. Bill Burkett (E), 1948-50
Stan Davis (WR), 1969-72
John Jumbo Evans (OL), 1960-65
Milton Mayo (E), 1934-37
Ralph Messer (B), 1949-52
Bob Parker (OL), 1967-69
Bob Sherlag (WR), 1962-66
Jerry Todd (DB), 1967-69
- 1999:** Joe Allison (K), 1990-93
Murray Armstrong (Coach), 1961-95
Dennis Biodrowski (OL), 1959-62
Bob Brooks (FB), 1954-56
Scott Dill (OT), 1984-87
Nick Pappas (WB), 1965-68
- 2000:** John Fred Robilio (NT), 1960-63
Ed Weldon (RB), 1960-63
Dave Hathcock (DB), 1960-63
- 2001:** Richard Adragna (DT), 1959-62
Danny Sparkman (QB), 1983-85
- 2002:** Frank Massa (RB), 1956-57
Paul Hathcock (DT), 1958-59
Don McKinnon (OT), 1957-60
- 2003:** Steve Matthews (QB), 1992-93
Ray Jamieson (FB), 1968-70
Bobby Russell (DE), 1969-71
- 2004:** Greg Montgomery (NT), 1979-83
John Griffin (RB/WR), 1959-62
Bill Crumby (DB), 1977
Larry McGhee (OL), 1968-70
- 2005:** Jay McCoy (TB/FB/K), 1968-70
Danny Pierce (QB), 1968-69

TENNESSEE SPORTS HALL OF FAME

- 1968:** Dr. C.C. Humphreys (Coach/AD)
- 1976:** Billy J. Murphy (Coach)
- 1989:** Rex Dockery (Coach)
Harry Schuh (OT)
- 1990:** Ralph Hatley (Coach)
- 1991:** John Bramlett (LB)
- 1992:** Tom Nix (E)
- 1993:** Leo Davis (Coach)
- 1994:** Ed Molinski (Coach)
James Earl Wright (QB)
- 1995:** Mooney Boswell (DE)
- 1997:** Bill Hudson (OG)
- 1998:** Russ Vollmer (QB)
- 1999:** Murray Armstrong (Coach)
Keith Butler (LB)
Billy Fletcher (QB)
- 2000:** Jimmy Cole (RB)
Ken Donahue (Coach)
- 2004:** DeAngelo Williams (RB); Amateur Athlete of the Year Award
- 2005:** DeAngelo Williams (RB); Amateur Athlete of the Year Award

TENNESSEE SPORTS WRITERS ASSOC.

- 2003:** Tommy West, Coach of the Year
- 2004:** DeAngelo Williams, Player of the Year



MEMPHIS

NATIONAL FOOTBALL FOUNDATION HALL OF FAME

The following Memphis football coaches and players have received recognition from the National Football Foundation & Hall of Fame for their work both on and off the football gridiron.

1991: Allyn McKeen (Coach)

BILLY J. MURPHY AWARD

This award is presented each year to a former Memphis athlete who has excelled in his chosen profession after graduation.

- 1981:** Miller Matthews, football
- 1982:** Tom Wallace, football
- 1983:** Al Brown, coach
- 1984:** Harold Sterling, football
- 1985:** Don Coffey, football
- 1986:** Don McKinnon, football
- 1987:** Ed Randolph, football
- 1988:** Elmer Ray, football
- 1989:** George Sneed, football
- 1990:** Ralph Messer, football
- 1991:** John Bramlett, football
- 1992:** Jim "Red" Hoggart, football/coach
- 1993:** Geddes Self, football
- 1994:** Joseph Clayton, football
- 1995:** Bob Stephenson, coach
Wayne Armstrong, football
- 1996:** Tom Nix, football
Billy Fletcher, football
- 1997:** Bill Gidden, football
- 1998:** Col. Haywood Smith, baseball
- 1999:** John Cobb, football
- 2000:** Glenn Rogers Sr., football
- 2001:** Carlton Henley, football
- 2002:** Bill Garner, golf
- 2003:** Paul Mann, basketball
- 2004:** Dr. Steve Ballard, basketball
- 2005:** Pete Scatamacchia, football

RALPH HATLEY SCHOLAR-ATHLETE AWARD

The Ralph Hatley Award is presented annually to an incoming freshman football player who plans a career in the field of health, physical education or recreation.

- 1996:** Damien Dodson (WR)
- 1997:** Josh Eargle (DT)
- 1998:** Keydrin Ward (DB)
- 1999:** Ryan Johnson (WR)
- 2000:** Jeremiah Bonds (RB)
- 2001:** Marcus West (DE)
- 2002:** Tim Goodwell (LB)
- 2003:** Mike Snyder (LB)
- 2004:** Ryan Williams (DL)
- 2005:** Carlos Singleton (WR)

NATIONAL FOOTBALL FOUNDATION SCHOLAR-ATHLETE AWARD

The following Memphis football players have received recognition from the National Football Foundation & Hall of Fame for their work in the classroom.

- 1976:** Jimmy Lackie (FS)
- 1977:** Jim Mincey (FS)
- 1978:** Jarvis Greer (SS)
- 1981:** Johnny Ray (FS)
- 1982:** Gerald Brown (WR)
- 1987:** Arthur Franklin (P)
- 1988:** Mark Bowen (LB)
- 1989:** Andy Whitwell (QB)
- 1990:** Ron Bemis (QB)
- 1991:** Jeff Fite (P)
- 1992:** Gary Bouldin (TE)
- 1993:** Jeff Buffalo (P)
- 1994:** Jeremy Williams (DB)
- 1995:** Joel Peschke (TE)
- 1996:** Britton Wilkins (LB)
- 1997:** Jimmy Keith (K)
- 1998:** Jeff Bazemore (DB)
- 1999:** Brandon Tucker (FB)
- 2000:** Rodney Lanctot (DE)
- 2001:** Scott Scherer (QB)
- 2002:** Boris Penchion (DL)
- 2003:** Will Hyden (LB)
- 2004:** Ryan Ivey (H)
- 2005:** Stephen Gostkowski (K)

ALL-AMERICAN FOOTBALL FOUNDATION HALL OF FAME

- 1995:** Ken Donahue (Assistant Coach)
Paul Davis (Assistant Coach)
- 1996:** Allyn McKeen (Head Coach)
Billy J. Murphy (Head Coach)
Percy Roberts (OG)
- 1997:** Ralph Hatley (Head Coach)
Roger French (Assistant Coach)
Bob Patterson (OG)
"Red" Hoggart (QB)
Horace McCool (OT)
Bubba Winkler (DT)
- 1998:** Russ Vollmer (QB)
James Earl Wright (QB)
Murray Armstrong (Assistant Coach)
Pete Cordelli (Assistant Coach)
John Barnhill (OT)
Ed Molinski (Assistant Coach)
Harry Schuh (OT)
Rex Dockery (Head Coach)
Bob Winn (Administrator)
Dr. C.C. Humphreys (Administrator)
- 1999:** Bill Robertson (End)
Fred Pancoast (Coach)
Jack Carter (Assistant Coach)
J.W. Patrick (Assistant Coach)
Charlie Cavagnaro (Administrator)
Jack Bugbee (Scoop Hudgins Award)
- 2000:** Billy Fletcher (QB)
Jimmy Cole (RB)
Joe Allison (K)
John Fred Robillio (NT)
Dr. Thomas Carpenter (Administrator)
- 2001:** R.C. Johnson (Administrator)
Tommy West (Assistant Coach)

- Ed Cantler (Athletic Trainer)
- 2002:** Tommy West (Head Coach)
Don McKinnon (OL)
Billy Fletcher (QB)
Al Brown (M Club Director)
- 2003:** Billy J. Murphy (Administrator)
Bob Ford (Assistant Coach)
John Bramlett (LB)
Joe Clayton (OL)
Ken Apple (DE)
Haywood Smith (Administrator)

HITACHI SCHOLAR-ATHLETE AWARD

- 1992:** Jeremy Williams (DB)
- 1993:** Larry Bolton (C)
- 1994:** Tony Semple (OT)
- 1995:** Jeremy Williams (DB)

TOP TIGER AWARD

The Top Tiger Award is selected each year by head coach Tommy West and presented to the player(s) who has battled back from adversity or has overcome difficult circumstances to return to the field.

- 2001:** Neil Suber (QB)
Josh Eargle (OG)
- 2002:** Scott Scherer (QB)
Jimond Pugh (C)
- 2003:** Albert Means (DT)
Eric Taylor (DT)
- 2004:** Tavares Gideon (WR)
Robert Douglas (FB)
- 2005:** DeAngelo Williams (RB)

ESPN THE MAGAZINE COURAGE AWARD

The ESPN the Magazine Courage Award is presented by the Football Writers Association of America to the collegiate athlete who overcomes adversity.

- 2004:** Haracio Colen (NT)

TOUCHDOWN CLUB OF COLUMBUS (OH)

The Touchdown Club of Columbus holds an awards banquet each February since 1955 and presents several awards of distinction to various college and high school football players.

- 2005:** DeAngelo Williams (RB)
(Player to Watch in 2005)

ARA SPORTSMANSHIP AWARD


- 2005:** DeAngelo Williams (RB)

TIGERS



RETIRED JERSEYS

Since the University of Memphis first fielded an intercollegiate football team in 1912, only three jerseys have been retired. Those jerseys - 8, 30, and 83 - were worn by three outstanding individuals who helped make Tiger football what it is today. Now, to help honor Charles Greenhill, Dave Casinelli and Isaac Bruce, their numbers are issued to an outstanding defensive back, a stellar running back and to a devoted receiver.



CHARLES GREENHILL
.....

Charles Greenhill was called the "most talented football player ever to come out of Memphis, Tennessee." The multi-talented Greenhill prepped at Frayser High School,

where he lettered for three years in football, basketball and track. He played for the Tigers just one year (1983) before being killed in a plane crash with former head coach Rex Dockery and offensive coordinator

Chris Faros. A defensive back, Greenhill had 20 tackles that season, including 13 solo stops. Greenhill was also a dandy return man for the Tigers. The 6-2 speedster returned a kickoff 69 yards for a touchdown against Cincinnati and went on to average 29.8 yards per return. Following his death, Firestone Stadium, which was the home field for Frayser High, was renamed Charles Greenhill Stadium.

Jersey No. 8 had been worn for four years by free safety Scott Vogel, who prepped at MUS in Memphis. In 2005, the number was presented to junior college transfer Brandon McDonald.

- 2001:** Scott Vogel
- 2002:** Scott Vogel
- 2003:** Scott Vogel
- 2004:** Scott Vogel
- 2005:** Brandon McDonald
- 2006:** Brandon McDonald

8



DAVE CASINELLI
.....

Dave Casinelli, who was Memphis' all-time leading rusher until recently when DeAngelo Williams took the record book by storm, was recruited to Memphis in 1960 from Follans-


bee, W. Va., where he received all-America honors as a senior in high school. Casinelli played at Memphis from 1960-63 and ended his career by leading the nation in rushing and scoring,

while leading the Tigers to an undefeated season in 1963. During his first year as a starter, Casinelli led Memphis in rushing with 646 yards on 117 carries. His nine touchdowns in 1961 also led the Tigers. As a junior, "The Bull" gained 826 yards on 173 attempts while scoring 11 touchdowns. In his record-breaking senior year, Casinelli became the first Tiger to rush for 1,000 yards in a single-season when he tallied 1,016 on 219 attempts in 1963. His 1,016 yards ranked him first among all NCAA rushers and his 14 touchdowns helped him capture the national scoring title. Following graduation, Casinelli became a successful businessman in Memphis and Tallahassee, Fla. Casinelli later lost his life in a car accident in 1987.

Mario Robinson, an all-state tailback from Melrose High School in Memphis, Tennessee, wore Dave Casinelli's No. 30 in 2001. Quinton McCrary of Columbus, Miss., will continue to wear No. 30 as he has the last three years.

- 2001:** Mario Robinson
- 2003:** Quinton McCrary
- 2004:** Quinton McCrary
- 2005:** Quinton McCrary
- 2006:** Quinton McCrary

30



ISAAC BRUCE
.....

Isaac Bruce came to the Memphis football team as a wide receiver in 1992. The 6-0 junior college transfer made an immediate impact on the Memphis football squad. Coupled with

junior college quarterback Steve Matthews, Bruce helped give the Tigers one of the nation's top passing attacks. He started all 11 games as a junior and was the team's second-leading receiver with 39 catches for 532 yards and five touchdowns. However, it was the 1993 campaign that caught the attention of pro scouts. The Ft. Lauderdale, Fla., native opened the 1993 season with seven catches for 112 yards and two touchdowns in the Tigers' win over Mississippi State. He added 147 yards against East Carolina, 109 in a contest against Arkansas State, 108 in the Tulsa game and had over 90 yards receiving in five additional contests. Bruce finished the 1993 season with a school-record 74 catches for 1,054 yards and 10 touchdowns.

His 74 catches and 1,054 yards remain Memphis football records and his 10 touchdown receptions is third.

Bruce was drafted by the St. Louis Rams in 1994 and has become the team's all-time leading receiver. His jersey was retired in a ceremony on October 4, 2003. Receiver Ryan Scott will continue to wear No. 83.

- 2003:** Ryan Scott
- 2004:** Ryan Scott
- 2005:** Ryan Scott
- 2006:** Ryan Scott

83



MEMPHIS

ALL-STAR GAMES

BLUE-GRAY GAME

- 2001:** Marcus Smith, Defensive Back
Ryan White, Kicker
- 2000:** Marcus Bell, Nose Tackle
Michael Stone, Defensive Back
- 1996:** Marvin Thomas, Defensive End
Ken Newton, Center
- 1995:** Jerome Woods, Defensive Back
- 1994:** Marcus Holliday, Running Back
James Logan, Defensive End
- 1993:** Isaac Bruce, Wide Receiver
- 1992:** Larry Bolton, Center
- 1990:** Jeff Fite, Punter
- 1989:** Tory Epps, Nose Guard
- 1988:** Marlon Brown, Linebacker
- 1987:** Scott Dill, Offensive Guard
- 1985:** Jeff Walker, Offensive Tackle
- 1984:** Derrick Burroughs, Defensive Back
- 1979:** James Stewart, Defensive Back
- 1977:** Keith Butler, Linebacker
Keith Simpson, Cornerback
- 1976:** Bob Rush, Center
Eric Harris, Cornerback
Eary Jones, Tackle
- 1975:** Jerry Dandridge, Linebacker
- 1974:** David Fowler, Quarterback
Van Anderson, Defensive End
Ed Taylor, Cornerback
- 1972:** Al Harvey, Quarterback
- 1971:** Charlie Babb, Defensive Back
Dave Pawlik, Nose Guard
Mike Stark, Tackle
- 1970:** John Bomer, Center
Larry McGhee, Guard
- 1969:** David Berrong, Safety (MVP)
Martin Orcutt, Tackle
- 1968:** Bill McRight, Monsterman
Joe Rushing, Linebacker
- 1967:** Terry Padgett, Quarterback
- 1966:** Larry Duck, Nose Guard
- 1965:** Billy Fletcher, Quarterback
- 1964:** Bob Finamore, Guard (MVP)
Harry Schuh, Tackle
- 1963:** Richard Quast, Tackle
Russell Vollmer, Quarterback
- 1962:** John Bramlett, Linebacker
Fred Moore, Tackle
- 1961:** Don Coffey, End
Bill Hudson, Guard
- 1950:** Bill Robertson, End

CHICAGO ALL-STAR GAME

- 1965:** Harry Schuh, Tackle
- 1963:** John Griffin, Halfback
- 1962:** Bill Hudson, Guard
- 1961:** Bill Robertson, End

LIONS AMERICA BOWL

- 1976:** Ricky Rivas, Receiver
- 1975:** Jerry Dandridge, Linebacker
- 1974:** Ed Taylor, Cornerback
James Thompson, Receiver
- 1969:** David Berrong, Safety
Jerry Todd, Cornerback
- 1968:** Dean Lotz, Center

SENIOR BOWL

- 2005:** DeAngelo Williams, TB (Off. MVP)

- 2000:** Michael Stone, Defensive Back
- 1996:** Marvin Thomas, Defensive End
- 1994:** Ken Irvin, Defensive Back
- 1993:** Joe Allison, Placekicker
*Steve Matthews, Quarterback
- 1992:** Jeff Sawyer, Defensive End
Russell Copeland, Receiver
- 1987:** Scott Dill, Offensive Guard
Jeff Walker, Offensive Tackle
- 1984:** Jack Oliver, Guard
Derrick Burroughs, Cornerback
- 1978:** Earnest Gray, Wide Receiver
- 1977:** Keith Butler, Linebacker
Keith Simpson, Cornerback
- 1976:** Bob Rush, Center
Eric Harris, Cornerback
- 1964:** Harry Schuh, Tackle
- 1963:** Dave Casinelli, Fullback
- 1962:** John Griffin, Halfback
- 1961:** Bill Hudson, Guard

NORTH-SOUTH GAME

- 1976:** Eary Jones, Defensive Tackle
Terdell Middleton, Running Back
- 1973:** Steve DeLong, Tight End
- 1972:** Stan Davis, Receiver
- 1969:** Luis Fernandez, Tackle
- 1968:** Alex Dees, End
- 1967:** Rich Coady, End
- 1963:** Dave Casinelli, Fullback

EAST-WEST SHRINE GAME

- 2004:** Albert Means, Nose Guard
- 2001:** Artis Hicks, Offensive Guard
- 1987:** Tim Borcky, Offensive Tackle

- 1967:** Bob Parker, Guard
Dale Brady, Wingback

COACHES ALL-AMERICA GAME

- 1970:** Bob Parker, Guard
- 1965:** Harry Schuh, Tackle

CHALLENGE BOWL

- 1963:** John Fred Robilio, Tackle
- 1962:** Fred Moore, Tackle

HULA BOWL

- 2005:** Maurice Avery, Receiver
- 2002:** Joe Gerda, Offensive Guard
- 1993:** *Steve Matthews, Quarterback
- 1985:** Tim Harris, Linebacker
- 1977:** Keith Wright, Receiver (MVP)
- 1970:** John Bomer, Center

ROTARY GRIDIRON CLASSIC

- 2000:** Kamal Shakir, Linebacker









PARADISE BOWL

- 2002:** Tony Brown, Defensive Tackle
Mowbray Rowand, Defensive End

ALL-AMERICA CLASSIC

- 2005:** Tim Goodwell, Linebacker


* injured and unable to play

			
<p>32 STEPHEN GOSTKOWSKI K — MEMPHIS</p> 	<p>20 DEANGELO WILLIAMS RB — MEMPHIS</p> 		
			
<p>Running back DeAngelo Williams and kicker Stephen Gostkowski were the first Tiger duo to both play in the Senior Bowl since 1992. Williams was named the Offensive MVP.</p>			

TIGERS



BURLEY BOWL • 1956



MEMPHIS ST. COLLEGE	32
EAST TENNESSEE ST.	12
Memorial Stadium (8,000)	
November 22, 1956	

Johnson City, Tenn. - In November of 1956, Memphis State College received its second bowl bid in school history, but this time University officials accepted the invitation and the team traveled to East Tennessee to participate in its first post-season event.

In 1938, the Tigers received an invitation to play in the Prune Bowl in California and asked bowl officials for a financial guarantee to help cover the cost of transporting the squad across country. When the guarantee did not come through, Memphis opted to stay home.

In November of 1956, the Memphis squad finished the season with a record of 4-4-1 under head coach Ralph Hatley. Andy Nelson and Cotton Clifford served as team captains that year and helped Memphis to victories in two of the final three games of the season.

During that three-week span, the Tigers had back-to-back shutouts, defeating Western Kentucky 42-0 and Arkansas State 34-0.

November 22 was a cold and blustery day in Johnson City, Tenn. Not suited for football or any other outdoor event, the day was highlighted by a light snow fall and spitting rain and sleet.

East Tennessee State College tallied the game's first points on a 14-yard pass from quarterback Howard Tippett to halfback Bob Lindsey during the first period. The point after failed, as did most that day, and the Buccaneers led 6-0.

The Tigers answered the ETSC score

before the first quarter ended. Bob Schmidt blasted into the end zone from two yards out and following the missed PAT by Memphis, the score was tied 6-6.

Neither team could do much to defeat the weather the remainder of the first half, although the Tigers penetrated several times into Buccaneer territory in the second quarter. Memphis even moved down to the East Tennessee State 1-yard line before a fumble halted the drive. The first half ended with the score knotted at 6-all.

It was not until the second half that the Tigers got their offense going. After being held to 6-all in the first half by a battling bunch of Buccaneers, Memphis shook off the effects of the biting cold weather conditions and took charge of the Burley Bowl - which was witnessed by 700 fans on a frigid Thanksgiving afternoon - in the third quarter. The Tigers punched across three touchdowns in that third period to take control of the contest en route to the program's first ever postseason bowl victory.

The first time Memphis received the ball in the third quarter, fullback Bobby Brooks sprinted right up the middle, veered to the left and went 45 yards for a touchdown. And before that decisive period ended, the Tigers also scored on a one-yard plunge by Eddie Gebara and a 64-yard screen pass from Bubba Leonard to Gebara.

Andy Nelson took a pitchout four yards for the final Memphis touchdown in the opening minutes of the fourth period. Leonard converted the PATs after the third and fourth touchdowns.

East Tennessee's last touchdown came midway in the fourth period when quarterback Joe Dixon ran in from one yard out.

The Tigers ended the season with a 5-4-1 record, while East Tennessee State College dropped to 4-5 on the season.

SCORING SUMMARY

Memphis	6	0	20	6	--	32
East Tennessee	6	0	0	6	--	12

- ETSC (1st) Lindsey 14 pas from Tippett (PAT failed)
- MSC (1st) Schmidt 2 run (PAT failed)
- MSC (3rd) Brooks 45 run (PAT failed)
- MSC (3rd) Gebara 1 run (Leonard kick)
- MSC (3rd) Gebara 64 run (Leonard kick)
- MSC (4th) Nelson 4 run (PAT failed)
- ETSC (4th) Dixon 1 run (PAT failed)

TEAM STATS

	MSC	ETSC
First Downs	14	12
Yards Rushing	282	158
Yards Passing	128	101
Total Yards	410	259
Total Offensive Plays	NA	NA
Passes	3-6	7-12
Punts	4-38.9	6-30.5
Fumbles	2-2	5-5
No. of Interceptions	2	0
Penalties	6-30	4-20
3rd Down Conversions	NA	NA
Sacks By	NA	NA

INDIVIDUAL LEADERS

- Rushing:** MSC-Brooks 1-45; ETSC-N/A
- Passing:** MSC-Leonard 3-6-128, ETSC-Tippett 7-12-21
- Receiving:** MSC-Gebara 1-64; ETSC-N/A
- Interceptions:** MSC-2; ETSC-0
- Attendance:** 700 (weather- snow/sleet)




Halfback Andy Nelson served as team co-captain and helped the 1956 Tiger Football team to its first postseason victory in the Burley Bowl.



MEMPHIS

PASADENA BOWL • 1971



MEMPHIS STATE 28
SAN JOSE STATE 9
 Rose Bowl (104,091)
 December 18, 1971

Pasadena, Calif. - A hard-nosed defense that caused numerous San Jose State mistakes and an explosive offense that capitalized on those miscues led the Tigers to a 28-9 Pasadena Bowl rout over San Jose State before a sparse crowd of 15,244 in the Rose Bowl.

Memphis State, making its first major bowl appearance, trailed 3-0 early in the opening period until a blocked punt by Tom Carlsen, who was named the defensive player of the game, gave the Tigers a lead they would never relinquish.

The Tigers received the opening kickoff, and failing to move the ball, were forced to punt from their own 26-yard line. The Trojans drove the ball 19 yards and attempted a 42-yard field goal that fell short and was returned by the Tigers.

Following another failed drive, San Jose moved the ball to the Memphis 16-yard line before kicker Larry Barnes connected on a 33-yard field goal. It would be the only time that SJS would hold a lead in the game.

With 50 seconds remaining in the first quarter, Trojan punter John McMillan stood at his 15-yard line. Tiger defensive back Tom Carlsen blocked McMillan's punt and fell on the loose ball in the end zone for the score. Hal McGeorge added the point after, and Memphis had the lead 7-3.

The Tiger defense gained an air of confidence and stopped SJS on the ensuing series. Following a short Trojan punt, the Tigers took over at midfield.

With quarterback Al Harvey leading the offensive attack, the Tigers moved into scoring position. A 13-yard pass from Harvey to Dornell Harris, who was named the offensive player of the game, and runs by Harvey, Skeeter Gowen and Paul Wilson set up the Tigers at the 9-yard line. Harvey went the final nine yards on a run around right end. The 65-yard drive early in the second period gave Memphis a 14-3 lead at in-

termission.

The Tigers kicked off to begin the second half. San Jose State couldn't move but got a second chance when Gowen fumbled on Memphis' first offensive play. Bill Brown recovered on the Tiger 24 and a 14-3 U of M lead looked very precarious. The Spartans moved all the way to the Tiger 2-yard line. But on fourth down, the Tiger defense buckled down by meeting running back Joe Hicks at the line of scrimmage and slamming him to the Rose Bowl turf to end San Jose's only real threat.

The third period featured strong defensive play by both teams and when the quarter came to an end, the score remained 14-3 in favor of the Tigers.

The final stanza opened with San Jose in control of the ball, but an interception and 27-yard return by the Tigers' David Johnson, his second of the game, put the ball at the Trojans' 18-yard line. Memphis tailback Gowen wasted no time in increasing the Memphis lead as he raced 18 yards to the end zone on the first play from scrimmage. The scoreboard read 21-3 in favor of the Tigers.

Lightning struck immediately for Memphis. On SJS's first play following the Tiger score, back Larry Lloyd fumbled and Memphis' Carl Taylor recovered.

Five plays later, Tiger fullback Clifton Taylor punched the ball in from the 1-yard line and Tiger fans rejoiced with a 28-3 lead and just 10 minutes remaining to play.

Frustration mounted for San Jose State as the Memphis defense continued its strong play. Forced to pass the ball with time running out, Tiger cornerback Walter Daggett picked off the Tigers' fourth interception of the afternoon to halt yet another Trojan drive.

San Jose's only touchdown was set up when a pass from center sailed over punter John Kidwell's head and was recovered at the Memphis 20-yard line. A quarterback keeper by Brad Metheany with 36 seconds left in the contest got the Spartans their only touchdown. The extra point attempt was wide to the left.

The victory over San Jose State marked the second bowl win for the Tigers in school history. The game also marked the end of an era in Tiger football history. Head coach Billy J. Murphy stepped down from his coaching position following the bowl win and dedicated his time to being the

University's athletic director.

The former Marine compiled a record of 91-44-1 over his 14 seasons as head coach at Memphis.

SCORING SUMMARY

Memphis St.	7	7	0	14	--	28
San Jose St.	3	0	0	6	--	9

SJSU	(11:01 re 1st)	Barnes 33 FG
MSU	(0:50 re 1st)	Carlsen blocked punt recovery in end zone (McGeorge kick)
MSU	(12:28 re 2nd)	Harris 9 run (McGeorge kick)
MSU	(12:14 re 4th)	Gowen 18 run (McGeorge kick)
MSU	(10:04 re 4th)	Taylor 1 run (McGeorge kick)
SJSU	(0:36 re 4th)	Metheany 1 run (kick failed)

TEAM STATS	MSU	SJSU
First Downs	15	11
Rushes-Yds	53-208	47-187
Passing Yds	41	81
KO Return Yds	2-41	5-82
Passes	3-13-2	6-19-4
Punts-Avg	7-39.0	6-35.7
Fumbles-Lost	5-1	3-1
Penalties-Yds	3-35	9-85
Time of Poss.	N/A	N/A
Sacks by	N/A	N/A

INDIVIDUAL LEADERS

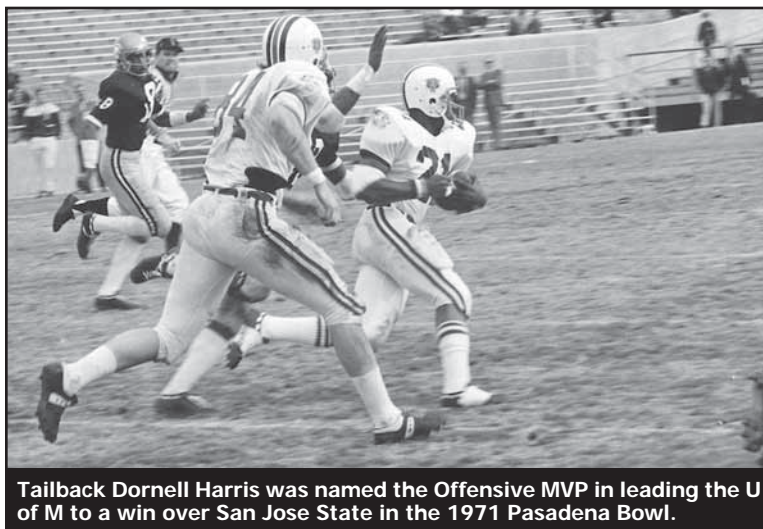
Rushing: MSU-Harris 10-87-1, Gowen 10-63-1, Jamieson 10-32-0, Quintel 2-22-0, Harvey 10-31-0, Wilson 3-15-0; SJSU-Brice 12-54-0, Hicks 12-52-0, Lloyd 5-25-0.

Passing: MSU-Harvey 3-9-0-41-0, Robinson 0-4-2-0-0; SJSU-McMichael 5-16-3-67-0, Metheany 1-3-1-14-0.

Receiving: MSU-Davis 1-24-0, Harris 1-13-0, Taylor 1-6-0; SJSU-Brice 3-48-0, Alley 2-19-0, Ellis 1-14-0.

Interceptions: MSU-Johnson (2), Carlsen, Daggett; SJSU-Scott, Duncan.

Attendance: 15,244 (weather- temp 72 degrees, sunny and clear, wind - none).

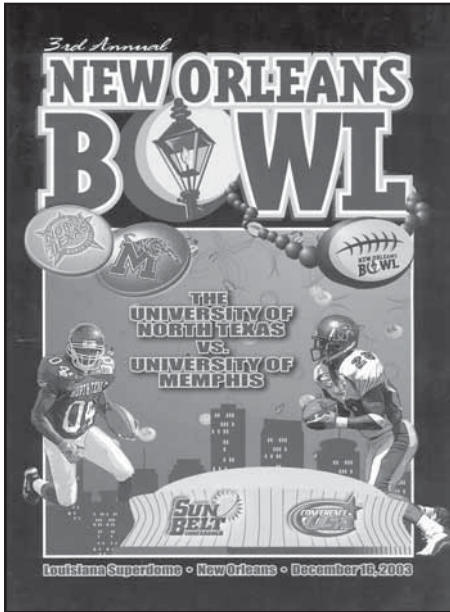


Tailback Dornell Harris was named the Offensive MVP in leading the U of M to a win over San Jose State in the 1971 Pasadena Bowl.

TIGERS



NEW ORLEANS BOWL • 2003



MEMPHIS	27
NORTH TEXAS	17
Louisiana Superdome (69,767)	
December 16, 2003	

New Orleans, La. - The nation's longest bowl drought of 32 years ended in a big way for the University of Memphis. The Tigers, which had not participated in a bowl game since 1971, received a bid to the 2003 New Orleans Bowl to face Sun Belt Conference champion North Texas after a stellar 8-4 season.

The city of Memphis was electrified. Excitement abounded and Tiger faithful began buying tickets and preparing for the trip to the "Big Easy."

Playing in the first bowl game of the 2003 post-season and before a national television audience on ESPN, the Tigers were challenged to stop the nation's top running back in Patrick Cobbs of UNT. And Memphis would have to succeed without the services of its top tailback, DeAngelo Williams.

Following three days of fun and practice, game day finally arrived on December 16.

Memphis won the coin toss and deferred until the second half, giving the Mean Green the ball.

UNT gave the ball to Cobbs six times on the opening drive, but were forced to call on kicker Nick Bazaldua when the drive stalled at the Tiger 30-yard line. Bazaldua booted a 47-yard field goal for the UNT 3-0 lead.

But this night belonged to the bowl-hungry Tigers and the North Texas lead was short-lived.

After U of M receiver Chris Kelley returned the kickoff to the Memphis 34-yard line, junior quarterback and New Orleans native Danny Wimprine took over.

When rushes by Darron White and Derron Parquet failed to gain yardage, Wimprine went up top and connected with wideout Darren Garcia for 63 yards to the UNT 6-yard line. Three plays later, Wimprine kept the ball and raced seven yards into the end zone for the go-ahead score.

The Tiger defense, having had a taste of the North Texas offense, returned to the field determined to shut down the Mean Green. Three plays later, punter Brad Kadlubar kicked the ball back

to the Tigers.

But possible disaster struck on the Tigers' next possession as tailback Parquet was knocked out of the game with a shoulder injury. Memphis was forced to put the ball in the hands of walk-on back LaKendus Cole to win the game.

Midway through the second quarter, North Texas was forced to punt and the Memphis offense got the ball at the Memphis 24. Powered by the running of Cole and the passing of Wimprine, the Tigers drove the ball to the UNT 10-yard line before Wimprine found Kelley in the end zone for the team's second score of the game. Stephen Gostkowski added the extra point, and the Tiger lead was 14-3.

Lightning soon struck again. On the ensuing kickoff, Memphis' Shaka Hill stripped the ball from returner Kevin Moore and Cato Mott recovered at the UNT 8-yard line. After three plays, Gostkowski was called on and connected on a 21-yard field goal.

The Tigers went to the locker room with a 17-3 halftime lead.

The third stanza of the game became a defensive battle, and both teams were unable to move the ball until the two-minute mark.

The Mean Green, starting near midfield, marched 58 yards in six plays with Cobbs going the final 35 yards for their first touchdown of the night. Suddenly the score read Memphis 17, North Texas 10 as the third quarter ended.

With 12:28 left in the contest, Memphis regained the ball at its own 38-yard line.

Wimprine hit receiver Darron White for 20 yards, and fullback Robert Douglas gained three on his first carry of the game. After a facemask penalty against UNT, Cole had gains of two yards and 14 yards to the Mean Green 5-yard line. On second-and-goal, the sophomore from Houston High in Memphis burst up the middle for the touchdown and a 24-10 lead. It was Cole's first collegiate touchdown and gave Memphis an insurmountable lead.

North Texas fought hard, and with 2:26 left in the game, scored again on Cobb's run of two yards.

But the Tigers immediately pushed the Mean Green down field for another score. This one iced the victory that had been so long awaited.

With Cole gaining yards on the ground and Wimprine connecting with receivers Mario Pratcher and John Doucette, Memphis moved within field goal range, and Gostkowski brought on the celebration with a 42-yard kick.

As the final seconds ticked off the clock, the players gave head coach Tommy West the traditional cooler bath and then carried their coach

onto the field on their shoulders.

New Orleans Bowl director Ron Maestri presented the Tigers the championship trophy at midfield, and Wimprine was named the game's MVP.

LaKendus Cole was presented the game ball by Coach West after rushing for 62 yards and one score in a reserve role.

Memphis completed the 2003 season with a record of 9-4, marking the best finish by a Tiger team since the 1963 season.

SCORING SUMMARY

Memphis	7	10	0	10	--	27
North Texas	3	0	7	7	--	17

UNT	(9:44 re 1st)	Bazaldua 47 FG
UM	(6:57 re 1st)	Wimprine 7 run (Gostkowski kick)
UM	(4:58 re 2nd)	Kelley 10 pass from Wimprine (Gostkowski kick)
UM	(3:39 re 2nd)	Gostkowski 21 FG
UNT	(00:13 re 3rd)	Cobbs 35 run (Bazaldua kick)
UM	(9:08 re 4th)	Cole 5 run (Gostkowski kick)
UNT	(7:13 re 4th)	Cobbs 2 run (Bazaldua kick)
UM	(2:26 re 4th)	Gostkowski 42 FG

TEAM STATS	UM	UNT
First Downs	15	11
Rushes-Yds	45-88	33-122
Passing Yds	254	152
KO Return Yds	4-69	4-61
Passes	17-24-0	9-21-0
Punts-Avg	6-38.7	8-37.3
Fumbles-Lost	0-0	1-1
Penalties-Yds	9-57	6-61
Time of Poss.	34:08	25:52
Sacks by	3-13	1-1

INDIVIDUAL LEADERS

Rushing: UM-Cole 27-62-1, Parquet 3-9-0, White 4-8-0, Wimprine 6-17-1, Avery 2-3-0, Douglas 1-3-0; UNT-Cobbs 23-110-2, Branch 2-10-0, Hall 8-2-0.

Passing: UM-Wimprine 17-23-0-254-1; UNT-Hall 9-21-0-152-0.

Receiving: UM-D.White 3-34-0, Scott 1-8-0, Garcia 2-109-0, Pratcher 2-62-0, Avery 3-14-0, Doucette 2-14-0, Kelley 1-10-1, Cole 3-3-0; UNT-Quinn 4-56-0, Branch 3-50-0, Blount 2-46-0.

Interceptions: UM-0; UNT-0

Attendance: 25,184 (weather- temp 72 degrees indoor, wind - none).




Tailback LaKendus Cole received the game ball for his efforts in the 2003 New Orleans Bowl.



MEMPHIS

GMAC BOWL • 2004



BOWLING GREEN	52
MEMPHIS	35
Ladd Peebles Stadium (40,646)	
December 22, 2004	

Mobile, Ala. - In an aerial battle before a rain-drenched 29,500 at Ladd-Peebles Stadium, Memphis' Danny Wimprine and Bowling Green's Omar Jacobs put on a show for the ESPN national television audience. In the end, Jacobs won the shootout in leading the Falcons to a high-scoring 52-35 GMAC Bowl victory over the Tigers.

Jacobs, the GMAC Bowl MVP, connected on 26-of-44 passes for 365 yards and five touchdowns. Not to be outdone, Wimprine was just as impressive. The Tigers' senior quarterback was 26-of-39 passing for 324 yards and four touchdowns. Each signal-caller had one interception.

Wimprine and Jacobs received help from each team's running game. For the Tigers, DeAngelo Williams, the Conference USA Offensive Player of the Year, carried the ball 18 times for 120 yards, including an impressive 31-yard touchdown run in the second quarter. Williams missed the final quarter after breaking his right fibula in the third period. P.J. Pope aided the Falcons' cause with 151 rushing yards on 28 carries and two scores.

The offensive fireworks started almost from the opening kickoff. After Bowling Green held the Tigers on their first possession, the Falcons took over on their own 41. Nine plays later, Pope found the end zone from a yard out for a 7-0 Bowling Green lead.

However, the Falcons were not done. On the ensuing kickoff, Bowling Green pulled some trickery out of the playbook early with an onside kick. The Falcons recovered the kick, and the Bowling Green offense was back in business. Jacobs directed a four-play, 52-yard drive in only 45 seconds to give the Falcons a 14-0 lead just over five minutes into the contest. The score came when Jacobs connected with Charles Sharon from 18 yards out.

Memphis got its second possession of the game and took little time cutting the Bowling Green lead in half. The Tigers went 80 yards in

seven plays, and the drive culminated in a Wimprine-to-John Doucette 42-yard touchdown toss with 6:51 left in the first quarter.

With the game taking on a back-and-forth nature, the Falcons answered immediately. Jacobs led Bowling Green on a six-play, 68-yard drive over the next 2:05 to put the Falcons ahead 21-7. Jacobs hooked up with Sharon for a 36-yard scoring toss.

In the second quarter, the Tigers scored 17 seconds into the period on a Wimprine 60-yard pass to Chris Kelley. The score began a five-touchdown quarter that ended with the Falcons holding a 35-28 halftime lead. Memphis was able to pull even at 28-all on a Williams' 31-yard touchdown scamper with 3:37 left. Bowling Green, though, had one final answer before halftime. Jacobs threw his fourth touchdown pass of the first half when he found Steve Sanders in the end zone with only :37 on the clock. The score gave the Falcons a 35-28 lead and the momentum heading into the second half.

After the break, Bowling Green took control of the game. The Falcons scored the lone touchdown in the third quarter -- Jacob's fifth touchdown pass -- and added 10 points in the final quarter before Memphis' last score with under five minutes to play for the 52-35 final.

Tim Goodwell finished the game with 10 total tackles (five solo), two TFL and a quarterback sack to lead the Tiger defense. Jovon Burkes led the Bowling Green defense with 11 hits (six solo) and two TFL.

Wimprine went over 10,000 yards passing and finished his career with nearly every Tiger passing record. The Tiger quarterback tops the Memphis record book for career passing yards (10,215), completions (808), attempts (1,469) and touchdowns (81).

Before his third quarter injury, Williams went over 4,000 career rushing yards. He has 4,062 yards which is No. 1 on the Tiger career rushing list. The 100-yard GMAC Bowl performance was the 24th 100-yard rushing game of his career.

SCORING SUMMARY

Bowling Green	21	14	7	10	--	52
Memphis	7	21	0	7	--	35

BGSU	(10:24 re 1st)	Pope 1 run (Suisham kick)
BGSU	(9:37 re 1st)	Sharon 18 pass from Jacobs (Suisham kick)
UM	(6:51 re 1st)	Doucette 18 pass from Wimprine (Gostkowski kick)
BGSU	(4:39 re 1st)	Sharon 36 pass from Jacobs (Suisham kick)
UM	(14:43 re 2nd)	Kelley 60 pass from Wimprine (Gostkowski kick)
BGSU	(9:54 re 2nd)	Sanders 31 pass from Jacobs (Suisham kick)
UM	(6:41 re 2nd)	Avery 38 pass from Wimprine (Gostowski kick)
UM	(3:37 re 2nd)	Williams 31 run (Gostkowski kick)
BGSU	(0:37 re 2nd)	Sanders 17 pass from Jacobs (Suisham kick)
BGSU	(3:18 re 3rd)	Pope 13 pass from Jacobs (Suisham kick)
BGSU	(14:09 re 4th)	Suisham 37 FG
BGSU	(8:01 re 4th)	Pope 1 run (Suisham kick)
UM	(3:48 re 4th)	Doucette 14 pass from Wimprine (Gostkowski kick)

TEAM STATS	BGSU	UM
First Downs	29	21
Rushes-Yds	43-193	27-90
Passing Yds	365	324
KO Return Yds	1-26	3-57
Passes	26-44-1	26-39-1
Punts-Avg.	4-31.8	6-32.8
Fumbles-Lost	1-1	2-1
Penalties-Yds	2-14	4-28
Time of Poss	33:23	26:37
Sacks By	0-0	2-17

INDIVIDUAL LEADERS

Rushing: UM-Williams 18-120-1, Doss 5-7-0; BGSU-Pope 28-151-2, Lane 5-36-0, Jacobs 7-9-0, Magner 1-3-0.

Passing: UM-Wimprine 26-39-4-324-1; BGSU-Jacobs 26-44-5-365-1.

Receiving: UM-Gideon 6-38-0, Kelley 4-108-1, Avery 3-51-1, Doucette 2-56-2, White 2-32-0, Davis 2-16-0; BGSU-Magner 9-68-0, Sanders 7-123-2, Sharon 5-117-2, Hawkins 2-25-0.

Interceptions: UM-1; BGSU-1

Attendance: 29,500 (weather- temp 61 degrees, wind - SSE9, clouds and rain).




Danny Wimprine hands the ball to DeAngelo Williams in the 2004 GMAC Bowl. Rain fell through most of the game.

TIGERS



MOTOR CITY BOWL • 2005



MEMPHIS 38
AKRON 31
 Ford Field (50,616)
 December 26, 2005

DETROIT, Mich. - It was the holiday season, and the Memphis Tiger football team gave its fans a Merry Christmas - even though it came a day later. Behind a DeAngelo Williams 238-yard rushing performance and three Stephen Gostkowski field goals, the Tigers posted their second postseason victory in three seasons with a 38-31 win over Akron in the 2005 Motor City Bowl. The game was played at Ford Field, the site of the NFL's 2006 Super Bowl in early February.

Williams, who was named the Motor City Bowl MVP, compiled his bowl record-setting 238 yards on 31 carries and scored three touchdowns. Gostkowski hit field goals of 32, 25 and 50 yards, and the 50-yard effort set a Motor City Bowl mark.

The way the game started gave no indication it would end up being a 38-31 shootout. The Memphis offense sputtered at the start, and the Tigers relied on their defense and punter Michael Gibson's foot. The Tiger defense allowed the Zips only three points, despite having two first-quarter drives deep in Memphis territory. Akron got the field goal on its second drive, but on the first trip across the 50 yard line, the Zips' series was halted at the Memphis 25 when Tim Goodwell and Rod Smith stopped Brett Biggs on fourth-and-1. Gibson played just as important a role in the first quarter with two long punts - 51 and 49 yards - that pinned Akron inside its own 10 yard line both times.

After watching the defense keep the Tigers in the game in the first quarter, the Memphis offense got on track in the second frame. Williams, who gained only 19 yards in the first quarter, picked it up on the Tigers' first scoring drive with 34 yards on the ground. Tiger quarterback Maurice Avery also found his groove in the second quarter, hitting Ernest Williams on a 42-yard strike to the Akron 23. Four plays later, Gostkowski connected on a 32-yard field goal to tie the contest at 3-all.

The Tigers kept it going. The defense held the Zips to three-and-out on their next series, and the Memphis offense continued to roll. On the first play of the ensuing drive, Avery found his target in Ryan Scott for a 50-yard gain to the Akron 2 yard line. Williams then pushed the ball across the goal line for the first Memphis lead of the game. After Gostkowski's PAT, the Tigers led 10-3.

With just over four minutes left before halftime, Ak-

ron got the ball with an opportunity to cut into the Tiger lead, but it didn't happen. The Tiger offense took over with 2:30 on the clock and took advantage of another scoring chance. After two rushes netted a minus-3 yards, Avery took back to the air and again hit Scott for a long gain - this time, 48 yards - to the Akron 27. From there, the Tigers moved the ball to the Zips 7, where Gostkowski hit his second field goal for a 13-3 Tiger halftime lead.

The early portion of the second half looked no different for the Akron offense. Stymied by the Tigers in the first half, the Zips were unable to get past their own 40 yard line on the first two possessions. Aided by two Akron defensive pass interference calls, the Tigers moved down to the Akron 2, where Williams scored his second touchdown for a 20-3 Memphis lead.

With only three minutes left in the third quarter and down 20-3, the Zips scored via the air on the ensuing drive. Zips quarterback Luke Getsy was 6-of-7 passing for 80 yards on the series that resulted in a 46-yard scoring strike to Jabari Arthur to cut the Tiger lead to 20-10.

The game moved into the fourth quarter, and the shootout began. Gostkowski got it started with a 50-yard field goal for a 23-10 Tiger lead. Akron responded with a quick three-play, 80-yard drive to cut the Memphis lead to 23-17. The big play was a Getsy-to-Biggs 72-yard scoring strike.

The Tigers then answered with their own big play in the form of Williams. With the Zips closing in and also gaining momentum, Memphis' All-America running back took a handoff and raced 67 yards to the Akron 2. On the next play, Williams scored his third touchdown. Avery added the two-point conversion for a 31-17 Memphis advantage. The Tigers added another score on an Ernest Williams 5-yard run to increase the lead to 38-17 with only 6:38 left.

However, the Zips did not quit. Akron scored two touchdowns in under six minutes to pull to within seven at 38-31 with only 50 seconds left. The Zips' first drive took nearly five minutes, and ended when Getsy hit Domenik Hixon from 14 yards out. The Akron special teams then executed a perfect on-side kick, and recovered the ball at midfield with 1:45 left. One minute later, Getsy connected with Arthur for a 19-yard touchdown pass to cut the Tiger lead to 38-31.

The Zips tried their magic one more time, but this time, the Tiger special teams recovered the on-side kick, and Memphis ran out the clock for the win.

Goodwell, who received the UAW Lineman Award, led the Tiger defense with 12 tackles, five TFLs and two sacks.

SCORING SUMMARY

Memphis	0	13	7	18	--	38
Akron	3	0	7	21	--	31

UA	(00:40 re 1st)	Swigger 43 FG
UM	(7:02 re 2nd)	Gostkowski 32 FG
UM	(4:08 re 2nd)	Williams 1 run (Gostkowski kick)
UM	(00:18 re 2nd)	Gostkowski 25 FG (Gostkowski kick)
UM	(3:02 re 3rd)	Williams 2 run (Gostkowski kick)
UA	(00:46 re 3rd)	Arthur 46 pass from Getsy (Swiger kick)
UM	(12:04 re 4th)	Gostkowski 50 FG (Swiger kick)
UA	(11:03 re 4th)	Biggs 72 pass from Getsy (Swiger kick)
UM	(10:41 re 4th)	Williams 2 run (Avery rush)
UM	(3:09 re 4th)	E. Williams 5 run (Gostkowski kick)
UA	(1:46 re 4th)	Hixson 14 pass from Getsy (Swiger kick)
UA	(0:55 re 4th)	Arthur 19 pass from Getsy (Swiger kick)

TEAM STATS

	UM	UA
First Downs	21	24
Rushes-Yds	58-364	23-71
Passing Yds	170	455
KO Return Yds	3-97	2-39
Passes	7-14-0	34-59-0
Punts-Avg.	5-45.6	8-40.5
Fumbles-Lost	1-1	0-0
Penalties-Yds	7-62	10-61
Time of Poss	29:48	30:12
Sacks By	3-22	0-0

INDIVIDUAL LEADERS

Rushing: UM-Williams 31-238-3, Doss 9-56-0, E. Williams 3-18-1; UA-Briggs 14-46-0, Kennedy 3-13-0, McDaniel 1-5-0.

Passing: UM-Avery 7-13-0-170-0, Scott 0-1-0-0-0; UA-Getsy 34-59-4-455-0.

Receiving: UM-Scott 3-103-0, E. Williams 1-42-0; UA-Arthur 8-180-2, Briggs 4-79-1, Kaspark 6-70-0, Hixson 7-63-1.

Interceptions: UM-0; UA-0
Attendance: 50,616.



Team captains Maurice Avery (1), John Doucette (82) and Marcus West (43) proudly display the Motor City Bowl championship trophy.



MEMPHIS

UNDEFEATED TEAMS



UNDEFEATED TIGERS: Front row (l-r): John Fred Robillio, Dave Casinelli, Richard Saccoccia, John Cronin, Ed Weldon, Jim Addington, Bill Gidden. Second row (l-r): Dick Quast, Wiley Patterson, Don Scroggins, John W. Wright, Harry Schuh, John Evans, Wayne Easley, Chuck Brooks, Charles Owens. Third row (l-r): Melio Sulipeck, Walter Heitzenrater, Ray Farmer, Bob Finamore, Harry Day, Ron Higdon, Don McClard, Doug Woodlief. Back row (l-r): Jim Haynie, Pete Ingram, Bob Sherlag, Ollie Cordill, Don Jones, Gene Ward, Herb Cummings, Charles Alexander.



UNDEFEATED TIGERS: Front row (l-r): John Reeves, Chalmers Parr, Maurice Roach, Doug Mayo, Roland McMackin, Skeeter Ellis, Elmer Vaughn, Kimbrough Vaughn, Billy McComus. Second row (l-r): Bobby Davis, manager, Pop Calhoun, Hank Farino, Ed Palmer, Earl Whittington, James West, Jim Enoch, Bryan Robinson, Paul Hicks, John Michael. Back row (l-r): Bob Mathews, Murry Blurton, James Conlee, Billy Zarecor, Gordon Scoggins, Haggard Cherry, John Schwaiger, Bill McGinnis, Alton Gardner, J.T. Crawford.

Three University of Memphis football teams have gone undefeated since the Tigers first took up the sport in 1912. The most recent Memphis team to go through a season without a defeat was the 1963 squad which ended the year 9-0-1.

Memphis began its football program in 1912 and compiled a 1-2-1 record under head coach Clyde Wilson. The Tigers, then known as West Tennessee State Normal School, played Memphis University School to a scoreless tie in the first football game played at Memphis on October 5. The Tiger football squad notched its first victory three weeks later on October 26 against Bolton Agricultural 13-0. They eventually lost the final two games of the season to CBC and MUS.

The first undefeated team was coach Zach Curlin's 1929 squad which posted an 8-0-2 record, scoring 146 points and limiting the Tigers' 10 opponents to a mere 27 points. Memphis, which was captained by Slick Headden and Joe Koch, captured the Mississippi Valley Conference Championship with that undefeated season.

Coach Allyn McKeen fielded one of the nation's highest scoring teams in 1938, a season which saw the Tigers finish with a 10-0-0 record. Memphis scored 281 points during the year, while only yielding 41 points. The biggest margin of victory was a 68-0 thrashing of Cumberland College. The Tigers also defeated Arkansas A&M 50-0 later in the season. Roland McMackin captained the 1938 Tigers.

The 1963 Memphis football team had only a scoreless tie with Ole Miss between them and a perfect season. The Tigers finished with a 9-0-1 record under head coach Billy J. Murphy. Unlike the 1938 team, which was noted for its offense, this team made its mark as a defensive club. There were five shutouts, and the five remaining teams scored only 52 points. The Tigers, captained by Richard Saccoccia, rolled up 199 points.

The 1963 squad had wins over Southern Miss (28-7), Tulsa (28-15), North Texas State (21-0), West Texas State (29-14), Mississippi State (17-10), Louisville (25-0), South Carolina (9-0), Chattanooga (13-0) and Houston (29-6).

Senior fullback Dave Casinelli led the NCAA in rushing and scoring during the 1963 season. Casinelli rushed for 1,016 yards and scored 84 points. He is the only Tiger back to win the national rushing and scoring titles.

Undefeated Tigers		
1929	8-0-2	Zach Curlin
1938	10-0-0	Allyn McKeen
1963	9-0-1	Billy J. Murphy

TIGERS



ALL-TIME COACHES



CLYDE WILSON

 1912-1915
 CAREER: 9-12-1

Year	Record	PTS	OPP PTS
1912	1-2-1	13	6
1913	1-2-0	19	173
1914	3-5-0	73	102
1915	4-3-0	188	139



TOM SHEA

 1916
 CAREER: 2-3-1

Year	Record	PTS	OPP PTS
1916	2-3-1	152	90



V.M. (BIC) CAMPBELL

 1917
 CAREER: 3-2-0

Year	Record	PTS	OPP PTS
1917	3-2-0	48	67



JOHN CHILDERSON

 1918
 CAREER: 1-4-0

Year	Record	PTS	OPP PTS
1918	1-4-0	50	93



V.M. (BIC) CAMPBELL

 1919, 1917
 CAREER: 6-6-0

Year	Record	PTS	OPP PTS
1919	3-4-0	95	67



ELMORE GEORGE

 1920
 CAREER: 0-5-0

Year	Record	PTS	OPP PTS
1920	0-5-0	7	143



ROLLIN WILSON

 1921
 CAREER: 4-5-1

Year	Record	PTS	OPP PTS
1921	4-5-1	110	198



LESTER BARNARD

 1922-23
 CAREER: 11-5-2

Year	Record	PTS	OPP PTS
1922	5-2-2	174	26
1923	6-3-0	75	55



ZACH CURLIN

 1924-36
 CAREER: 43-60-14

Year	Record	PTS	OPP PTS
1924	1-7-1	33	239
1925	0-7-1	37	240
1926	1-8-0	39	71
1927	5-3-1	156	116
1928	5-3-2	78	120
1929	8-0-2	146	27
1930	6-3-1	161	92
1931	2-5-2	33	102
1932	4-5-0	67	54
1933	7-1-1	149	44
1934	3-3-2	75	63
1935	1-6-1	30	209
1936	0-9-0	13	282



ALLYN MCKEEN

 1937-38
 CAREER: 13-6-0

Year	Record	PTS	OPP PTS
1937	3-6-0	118	110
1938	10-0-0	281	41



C.C. HUMPHREYS

 1939-41
 CAREER: 14-15-0


Year	Record	PTS	OPP PTS
1939	3-7-0	85	127
1940	5-5-0	150	172
1941	6-3-0	172	77



CHARLIE JAMERSON

 1942
 CAREER: 2-7-0

Year	Record	PTS	OPP PTS
1942	2-7-0	87	243



RALPH HATLEY

 1947-57
 CAREER: 59-43-5

Year	Record	PTS	OPP PTS
1947	6-2-1	238	59
1948	6-5-0	218	129
1949	9-1-0	385	73
1950	9-2-0	374	108
1951	5-3-0	206	93
1952	2-7-0	141	263
1953	6-4-0	135	140
1954	3-4-3	166	209
1955	2-7-0	94	197
1956	5-4-1	209	152
1957	6-4-0	195	111

RECORDS 155



MEMPHIS



BILLY J. MURPHY

• • • • •
1958-71

CAREER: 91-44-1

Year	Record	PTS	OPP PTS
1958	4-5-0	142	144
1959	6-4-0	142	132
1960	8-2-0	303	79
1961	8-2-0	332	75
1962	8-1-0	261	67
1963	9-0-1	199	56
1964	5-4-0	173	103
1965	5-5-0	215	153
1966	7-2-0	121	96
1967	6-3-0	206	150
1968	6-4-0	258	170
1969	8-2-0	328	191
1970	6-4-0	227	184
1971	5-6-0	255	202



REX DOCKERY

• • • • •
1981-83

CAREER: 8-24-1

Year	Record	PTS	OPP PTS
1981	1-10-0	82	209
1982	1-10-0	129	285
1983	6-4-1 **	274	205

** nation's second most improved team



REY DEMPSEY

• • • • •
1984-85

CAREER: 7-12-3

Year	Record	PTS	OPP PTS
1984	5-5-1	201	178
1985	2-7-2	180	243



RIP SCHERER

• • • • •
1995-2000

CAREER: 22-44-0

Year	Record	PTS	OPP PTS
1995	3-8-0	150	240
1996	4-7-0	141	219
1997	4-7-0	218	243
1998	2-9-0	226	340
1999	5-6-0 *	232	182
2000	4-7-0	176	199

* nation's third most improved team



TOMMY WEST

• • • • •
2001-PRESENT

CAREER: 32-28-0

Year	Record	PTS	OPP PTS
2001	5-6-0	294	281
2002	3-9-0	303	327
2003	9-4-0 *	393	250
2004	8-4-0	430	375
2005	7-5-0	326	276

* nation's third most improved team

ALL-TIME RECORD: 417-426-32
TOTAL POINTS: 15,804
TOTAL OPP POINTS: 14,811



FRED PANCOAST

• • • • •
1972-74

CAREER: 20-12-1

Year	Record	PTS	OPP PTS
1972	5-5-1	265	254
1973	8-3-0	264	167
1974	7-4-0	225	148



CHARLIE BAILEY

• • • • •
1986-88

CAREER: 12-20-1

Year	Record	PTS	OPP PTS
1986	1-10-0	104	292
1987	5-5-1	220	210
1988	6-5-0	226	205



RICHARD WILLIAMSON

• • • • •
1975-80

CAREER: 31-35-0

Year	Record	PTS	OPP PTS
1975	7-4-0	180	168
1976	7-4-0	241	182
1977	6-5-0	228	194
1978	4-7-0	200	297
1979	5-6-0	166	223
1980	2-9-0	115	255



CHUCK STOBART

• • • • •
1989-1994

CAREER: 29-36-1

Year	Record	PTS	OPP PTS
1989	2-9-0	174	237
1990	4-6-1	215	234
1991	5-6-0	222	229
1992	6-5-0	312	175
1993	6-5-0	268	215
1994	6-5-0	163	159

COACHING RECORDS

Coach	Record	Pct.
Billy J. Murphy	91-44-1	.675
Ralph Hatley	59-43-5	.589
Zach Curlin	43-60-14	.454
Tommy West	32-28-0	.533
Richard Williamson	31-35-0	.470
Chuck Stobart	29-36-1	.439
Rip Scherer	22-44-0	.333
Fred Pancoast	20-12-1	.631
C.C. Humphreys	14-15-0	.483
Allyn McKeen	13-6-0	.684
Charlie Bailey	12-20-1	.379
Lester Barnard	11-5-2	.705
Clyde Wilson	9-11-1	.463
Rex Dockery	8-24-1	.258
Rey Dempsey	7-12-3	.414
V.M. (Bic) Campbell	6-6-0	.500
Rollin Wilson	4-5-1	.473
Tom Shea	2-3-1	.454
John Childerson	2-4-0	.250
Charlie Jamerson	2-7-0	.222
Elmore George	0-5-0	.000

TIGERS



ALL-TIME ASSISTANT COACHES

A

Lou Alford (MTSU), 1981-84
Carl Angelo (Bowling Green), 1984-85
Murray Armstrong (Tennessee), 1961-95

B

Tim Banks (Central Michigan), 2001-02
Carl Battershell (Bowling Green), 1989-93
Craig Boller (Iowa St.), 1978-79; 2002-
Charles Brewer (Memphis), 1957
Kippy Brown (Memphis), 1978-80
Mack Brown (Florida State), 1978
Cullen Bryant (Colorado), 1990-93
Oscar Buchanan (Ole Miss), 1953-55
Wally Burnham (Samford), 1980
Rusty Burns (Springfield College), 1996-99
Charlie Butler (MTSU), 1980
Keith Butler (Memphis), 1990-97

C

Nick Calcutta (Millersville), 1985
Bobby Carlton (Miami), 1973-74
Jack Carter (Memphis), 1966-71
Tracy Clemmons (Memphis), 1973
John Cobb (Memphis), 1959-64; 1967-73
Charlie Coe (Kansas State), 1997-2002
Sam Congie (Indiana), 1966-68
Pete Cordelli (North Carolina State), 1980-81
Dan Coughlin (Miami), 1988
Larry Coyer (Marshall), 1986
Joe Cullen (Massachusetts), 2001
Pat Culpepper (Texas), 1974

D

Joe D'Alessandris (Western Carolina), 1984-85
Keith Daniels (Mississippi College), 1980
Leo Davis (Bethel College), 1941-50
Paul Davis (Mississippi), 1956-58
Don Denning (Presbyterian), 1974-77; 1979-80
Darrell Dickey (Kansas State), 1986-89
Chuck Dicus (Arkansas), 1975-77
Ken Donahue (Tennessee), 1952-56
Charlie Donaldson (Henderson), 1975-78
Joe Lee Dunn (Chattanooga), 1990-91; 2003-
Hal Dyer (Florida State), 1973

E

Stan Eggen (Moorhead State), 1983
Frank Emanuel (Tennessee), 1972-73

F

Chris Faros (Missouri Western), 1981-83
Rockey Felker (Mississippi State), 1981-82
Randy Fichtner (Purdue), 1990-93; 2001-
John Flowers (Southern Illinois), 1985-
Kin Floyd (Delta State), 1974-79
Bob Ford (Memphis), 1956
James Fox (Alcorn State), 1983-94
Roger French (Minnesota), 1956-65

G

Buddy Gies (Lock Haven), 1986-87
Ronnie Gray (Mississippi State), 1979-80
Roy Gregory (UT-Chattanooga), 1983
Jimmy Grisham (Memphis), 1939-40

H

Keith Hackett (Tarkio), 1983-85
Curley Hallman (Texas A&M), 1977-78
Harvey Hampton (Arkansas), 1981-82
Jerry Hardaway (Southern Illinois), 1976-77
Clay Helton (Houston), 2000-
Tyson Helton (Houston), 2004-
Bob Henderson (Memphis), 1957

Mike Hennigan (Tennessee Tech), 1984
Paul Hicks (Memphis), 1947
Vince Hoch (Pfeiffer College), 1983
Jim Hoggatt (Memphis), 1961-71
Palmer Hossler (Millersville), 1987-89
Jim Hueber (South Dakota), 1983
Hank Hughes (Springfield), 1998-2000
C.C. Humphreys (Tennessee), 1938-39
Jeep Hunter (Catawba College), 2003-05
Russ Huesman (UT-Chattanooga), 1998-2003

I

Lindy Infante (Florida), 1972-74
Kenny Ingram (Arkansas St.), 2006-

J

Bill Jasper (Tennessee), 1965-71
Jimmy Jobe (Southern State), 1958

K

Tim Keane (Arkansas State), 2002-
Ollie Keller (Memphis), 1970-71
Bob Kellogg (Tulane), 1959
Steve King (Memphis), 1979-80
Jimmy Kiser (Furman), 2000
Maurice Knight (Memphis), 1993-97
Vic Koenning (Kansas State), 1991-96
Pete Kuharchek (Tampa), 1986-89

L

Jimmy Laycock (William & Mary), 1975-76
Lamar Leachman (Tennessee), 1973
David Lockwood (West Virginia), 1995-99
R.A.Long (Tennessee), 1952-53

M

Ray Malavasi (Minnesota), 1958-60
Rick Mallory (Washington), 2000-
Dave Magazu (Springfield College), 1997-1998
Fred Manuel (Oregon), 1984-89
Jim Marshall (Tennessee-Martin), 1995-96
Allyn McKeen (Tennessee), 1934-35
Lou McLelland (Memphis), 1955
Mac McWhorter (Georgia), 1999
Pat Meyer (Colorado State), 1998
Ted Million (Duke), 1995
Jon Mirilovich (Miami), 1981-82
Pete Mitchell (Southern), 1970-75
Ed Molinski (Tennessee), 1942
Tom Morris (Mississippi State), 1956-65
Billy J. Murphy (Mississippi State), 1947-52

N

Dave Nusz (Maryland), 1973

P

John Palermo (Florida State), 1980-82
J.W.Patrick (Mississippi State), 1961-64
Bob Patterson (Memphis), 1961-62
Tim Pendergast (Cortland State), 1997-99
Jim Pletcher (Delaware), 1995-99

R

Jim Ragland (Tennessee Tech), 1977-79
Tommie Robinson (Troy State), 2006-
Tim Rose (Xavier), 1992-94
Chris Rumph (South Carolina), 2003-05
Rusty Russell (Georgia), 1981-83

S

Jimmy Sharpe (Alabama), 1983
Dan Simrell (Toledo), 1990
Larry Smith (Memphis), 1950-56
Charlie Stubbs (BYU), 1993-94

T

Jim Taubert (Michigan State), 1984-89
John Thompson (Central Arkansas), 1999
John Townsend (Wyoming), 1967-71
Richard Trail (Arkansas), 1971-74
Rick Trickett (Glenville State), 1986-88
Tom Turchetta (Miami), 1986-89
Bill Turnbow (Texas Tech), 1972-73

V

Larry Van der Heyden (Iowa State), 1975-77

W

Wilson Waites (Howard College), 1960-64
Mike Wallace (Bowling Green), 1984-85
Steve Walters (Arkansas), 1979
Tim Walton (Ohio State), 2000-01
Wayne Weedon (Memphis), 1990-97
Tommy West (Tennessee), 2000
Harold Wheeler (SW Missouri), 1979
Rick Whitt (Catawba College), 2000-2002
Charles Whitemore (Georgia), 1972-74
Don Wiggins (Clemson), 1984-85
Chip Wisdom (Georgia), 1981-83
Sparky Woods (Carson Newman), 1995-96
James Earl Wright (Memphis), 1965-69
Larry Wright (Memphis), 1963-66
Lummy Wright (Memphis), 1976-79

Y

Don Yanowsky (Toledo), 1989-94

HEAD COACHES

Below is a list of U of M assistant coaches who have gone on to become head coaches.

Mack Brown	Appalachian St., Tulane, North Carolina, Texas
Charlie Coe	Alabama State
Pete Cordelli	Kent State
Pat Culpepper	Northern Illinois
Paul Davis	Mississippi State
Don Denning	Delta State
Darrell Dickey	MTSU, North Texas
Joe Lee Dunn	New Mexico
Rockey Felker	Mississippi State
Roy Gregory	Austin Peay State
Curley Hallman	Southern Miss; LSU
Mike Hennigan	Tennessee Tech
Jim "Red" Hoggatt	SW Louisiana
C.C. Humphreys	Memphis
Lindy Infante	NFL (Packers/Colts)
Ollie Keller	Northeast Louisiana
Vic Koenning	Wyoming
Jimmy Laycock	William & Mary
Ray Malavasi	NFL (LA Rams)
Jim Marshall	Richmond, UT-Martin
Allyn McKeen	Memphis, Mississippi St.
Horace McCool	Delta State
Mac McWhorter	Georgia Tech
Billy J. Murphy	Memphis
John Palermo	Austin Peay State
Tim Pendergast	Cornell
Jim Ragland	Tennessee Tech
Jimmy Sharpe	Virginia Tech
John Thompson	East Carolina
Tommy West	Memphis



MEMPHIS

ALL-TIME LETTERWINNERS

A
 Rick Ackerman (1978-79-80)
 Brandt Ackley (1994-95)
 Henry Acosta (1942)
 Stanley Adams (1978-79-80-81)
 Floyd Adams (1941)
Trey Adams (2005)
 James Addington (1961-62-63)
 Richard Adragna (1959-60-61-62)
 Joe Albright (1929)
 Charles Alexander (1961-62)
 Nathan Alexander (1988)
 Arthur Allen (1940)
 Bridger Bailey Allen (1913)
 Calvin Allen (1947-48-49-50)
 Charles Allen (1990-91)
 Jessie Allen (1993-94-95-96)
 John Allen (1968-69-70)
 Ray Allen (1923)
 Joe Allison (1990-91-92-93)
 Mark Allison (1974-75-76-77)
 Fred Almon (1967-68-69)
 -Anderson (1913)
 Darrell Anderson (1975)
 Eric Anderson (2001-02)
 Mike Anderson (1993-94)
 Mike Anderson (1989)
 Qadry Anderson (1995-96)
 Van Anderson (1973-74)
 Travis Anglin (1999-00-01-02)
 Ken Apple (1967-68-69)
 Fred Archie (1993)
 Brence Armstrong (1995)
 Jimmy Armstrong (1956-57)
 Mike Armstrong (1961)
 Wayne Armstrong (1957-58-59)
 Andre Arnold (1998-99-00)
 Gerard Arnold (1997-98-99)
 William Arnold (1987-88, 1990)
 Rob Arthur (1986-87)
 Duke Atkins (1984-85-86-87)
 Bill Austin (1976-77)
 Jason Austin (1999-00-01)
 Clyde Avant (1980-81-82-83)
 Bobby Avery (1989-90, 1992)
 Maurice Avery (2002-03-04-05)
 Harry Aycock (1914-15)
 Ron Ayo (1969)

B
 Charlie Babb (1969-70-71)
 Don Baer (1942)
 Rashad Bailey (1996-97-98-99)
 Carlton Baker (2004-05)
 Earl Baker (1949-50)
 Ernie Baldwin (1923)
 Ken Balkunas (1981-82-83-84)
 Ernest Ball (1915)
 Derrick Ballard (2000-01-02-03)
 Bob Bannister (1947-48-49)
 Jerry Barber (1951-52-53)
Billy Barefield (2005)
 Fred Barham (1941-42)
 Kenneth Barker (1940-41)
 Wesley Barker (1948-49)
 Ray Barnes (1964-65-66)
 Bryan Barnett (1992-93-94-95)
Chris Barnett (2005)
 John Barnhill (1922-23)
 Danton Barto (1990-91-92-93)
 Idrees Bashir (1998-99-00)
 Tommy Bateman (1977)
 Mike Bates (1977)
 Charlie Baugh (1971)
 Bob Baxter (1965-66-67)
 Jeff Bazemore (1995-96-97-98)


Harold Beane (1983-84-85-86)
 Bill Beard (1964-65)
 Buddy Beasley (1948)
 Jimmie Beasley (1993-94)
 Nathan Beason (1983-84-85-86)
 Eric Becton (1981, 1983-84-85)
 Bill Bedgood (1955-56-57)
 Matt Beiriger (1995-96)
Philip Beliles (2005)
 Derek Bell (1977-78-79)
 Elijah Bell (2001-02)
 Jerry Bell (1959-60-61-62)
 Marcus Bell (1997-98-99-00)
 - Bell (1913)
 Page Belongy (1982-83-84-85)
 Reid Bennett (1985-86-87-88)
 Rusty Bennett (1977-78-79-80)
 Mark Benskin (1971-72-73)
Arron Bentley (2003-05)
 Keith Benton (1990-91)
 David Berrong (1967-68-69)
 Steve Berrong (1975-76)
 Bob Berry (1912, 1915-16, 1919)
 Frank Berry (1949-50, 1952)
 Rob Bertling (1993-94)
 Tyrone Betters (1985-86-87-88)
 Kevin Betts (1978-79)
 Jared Bidne (2002)
 Joe Billings (1952-53)
 Greg Billingslea (2002-03, 2005)
 Dennis Biodrowski (1959-60-61-62)
 Hunter Bishop (1941)
 Jerry Bishop (1965-66-67)
 Harry Bessinger (1973-74-75-76)
 Clay Bittner (1983-84)
 Bob Blackmon (1974-75-76-77)
 Frank Blackwell (1967-68-69)
 Dwight Blalock (1981-82-83-84)
 Darius Blevins (1995, 1997-98)
 Joe Bianco (1951, 1954)
 Keith Bland (1987-88-89-90)
 Al Bloodworth (1995)
 Steve Blume (1974-75)
 Murray Blurton (1938)
 Michael Boatmen (1997-98-99)
 Chuck Boler (1987, 1989-90)
 Larry Bolton (1989-90-91-92)
 Heath Bookout (1991)
 John Bomer (1969-70)
 Jeremiah Bonds (2000-01)
 Dan Bonner (1992-93-94-95)
 David Booth (1981-82-83-84)
 Dennis Borcky (1983-84-85-86)
 Tim Borcky (1985-86-87)
 Tim Boren (1970-71)
 Joe Borich (1994-95)
 Stanley Borsa (1929)
 Leon Bosby (1989-90-91-92)
 Mooney Boswell (1933)
 Gary Bouldin (1989-90-91-92)
 Mark Bowen (1985-86-87)
 Chip Bowers (1982-83-84)
 Keith Bowden (1977-78-79)
 John Bowers (1979-80-81-82)

Marquis Bowling (1995-96-97-98)
 Glenn Boyd (1983-84)
 Harry Boyd (1942)
 Michael Boyle (1912)
 Dennis Bradshaw (1979)
 Dale Brady (1965-66-67)
 Ken Bragg (1970)
 Bill Bramin (1951-52)
 Andy Bramlett (1983-84)
 Don Bramlett (1983-84)
 John Bramlett (1959-60-61-62)
 David Brandon (1983-84-85-86)
 Tom Branner (1985)
 Rod Branscomb (1993)
 Lacy Branson (1915-16)
 Chief Brasher (1923)
 Charles Brewer (1950-51)
Sam Brewer (2003-04-05)
 Brad Britt (1999-00)
 Eli Broglio (1942)
 Bobby Brooks (1954-55-56)
 Charles Brooks (1957)
 David Brooks (1992)
 Chuck Brooks (1961-62-63-64)
 Charles Brown (1948)
 Dante Brown (2001-02)
 David Brown (1964)
 Gerald Brown (1981)
 Jason Brown (2000-01-02)
 Ken Brown (1983-84-85)
 Kippy Brown (1975-76-77)
 Leon Brown (1987)
 Marlon Brown (1985, 1987-88)
 Ray Brown (1981)
 Rod Brown (1990-91-92-93)
 Tony Brown (1999-00-01-02)
 Vincent Brown (2002)
 Dennis Brozak (1965, 1967)
 Isaac Bruce (1992-93)
 Art Brumit (1966-67)
 Bill Brundzo (1965-67)
 Jeff Bruner (1969-70-71)
 Joe Bruner (1973)
 Paul Bruno (1952-53)
 Shakorr Bryant (2001-02)
 Clifton Bryson (1941)
 Herb Buckner (1956-57)
 Jeff Buffalo (1991-92)
 Nick Buoni (1956-57-58-59)
 Guy Burkhalter (1942)
 Bill Burkett (1949-50)
 Willie Burnett (1951-52)
 Jeran Burns (1996-97-98)
 Jerry Burns (1939-40)
 Derrick Burroughs (1980-81, 1983-84)
 Gerald Bush (1954-55)
 John Bush (1989-90-91-92)
Blake Butler (2003-04-05)
 John Butler (1986-87-88-89)
 Keith Butler (1974-75-76-77)
 Lee Butler (1987-88)
 Zacky Butler (1974-75-76)
 Jeff Bynum (1991)
 Daniel Byram (2004)


Larry Byrd (1968-69-70)
 Wayne Byrd (1971)
Patrick Byrne (2003-04-05)
C
 Steve Cacciola (1974-75-76)
 Leo Cage (1977-78-79)
 Bob Cain (1947-48-49)
 Melvin "Pop" Calhoun (1938-39-40)
 Dominic Calloway (1990-91-92-93)
 Jeff Cameron (2000-02)
 Jim Cande (1997-98-99)
 Carl Cannon (1928)
 Michael Joe Cannon (1981-82)
 Sid Cantwell (1913)
 Chuck Carkhuff (1981-82)
 Tommy Carlson (1971-72-73)
 Bevin Carpenter (1985-86-87)
 Chancy Carr (1994-95-96-97)
 Bill Carrington (1956)
 Anthony Carter (1979-80-81-82)
 Buddy Carter (1979-80)
 Guy Carter (1970)
 Jack Carter (1959-60-61)
 Roger Carter (1972)
 Bill Cartwright (1966)
 Dave Casinelli (1960-61-62-63)
 Mike Casinelli (1976-77)
 Baki Celaj (2000)
 Brian Chadwick (1987-88)
Jermaine Chambers (2003-04-05)
 Ekillis Chandler (1936)
 Kevin Chapman (1981-82)
 Marvin Chatman (1980-81-82)
 Bruce Chenault (1970)
 Haggard Cherry (1938-39-40)
 Wait Childs (1923)
 Brad Christensen (1986-87)
 Jerry Christopher (1953-54-55-56)
 Eddie Churchwell (1985)
 Ralph Ciccarella (1960-61-62-63)
 Dolph Clark (1921)
 Greg Clark (1978-79-80)
 Keith Clark (1977-78-79-80)
 Frank Clayton (1954)
 Joe Clayton (1951-52-53)
 Rozell Clayton (1981-82-83-84)
Rusty Clayton (2003-04-05)
 Tracy Clemmons (1970)
Derek Clenin (2003-04-05)
 Cotton Clifford (1952-53-54-55-56)
 Warner Clift (1924)
 Bobby Clower (1934)
 Rich Coady (1964-65-66)
 John Cobb (1948-49-50)
 Keith Cobb (1995-96-97-98)
 Kerry Cobb (1993-94-95-96)
 Kevin Cobb (1994-95-96-97)
 Dick Cockrell (1966)
 Mac Cody (1991-92-93)
 Don Coffey (1958-59-60-61)
 Joe Coffman (1941)
 John Colby (1934)
 Bobby Cole (1956-57-58)
 Cecil Cole (1920)
 Jimmy Cole (1950-51, 1953-54)
 Joe Cole (1991)
 LaKendus Cole (2003-04)
 Wendell Coleman (1980-81-82)
 Haracio Colen (2004)
 Merrick Coles (1947-48)
 Anthony Collins (1989, 1991-92)
 O.C. Collins (2002-03-04-05)
 James Conlee (1938)
 Billy Conquest (1994)
 Billy Cooke (1949-50)
 Floyd Cooper (1923)



Fred Almon
1967-69



Derrick Burroughs
1980-84



Keith Clark
1977-80

TIGERS




Randall Cooper (1987-88)
 Russell Copeland (1989-90, 1992)
 Doug Corder (1972-73)
 James Corder (2002)
 Olie Cordill (1963-64-65)
 Bobby Cotham (1951-52)
 Mike Coughlin (1993-94-95)
 Don Cousins (1950)
 Ken Coutain (1998-99)
 Florentine Couvares (1942)
 Herb Covington (1965-67)
 David Cox (1966)
 Larry Cox (1988-89-90-91)
 Marvin Cox (1988-89)
 Ray Craft (1986-87-88)
 Jan Craig (1956-57)
 Glenn Crain (1949-50)
 Kurt Crain (1983-84)
 Jerry Craine (1986)
 Baxter Crawford (1919-20-21)
 Derrick Crawford (1981-82-83)
 Graham Crawford (1926-27)
 Hall Crawford (1948)
 J.T. Crawford (1938)
 Xavier Crawford (1988, 1991-92)
 Millard Creasy (1941)
 Morris Crenshaw (1914)
 James Cribbs (1984-85, 1988)
 Holloway Cromer (1947-48-49)
 John Cronin (1961-62-63)
 David Crowell (1976-77-78-79)
 Tim Cruse (1976-77)
 Lynord Crutchfield (1991-92-93)
 Herb Cummings (1963-64-65)
 Van Cunningham (1948)
 Robert Czerwinski (1933-34)

D
 Walter Daggett (1969-70-71)
 Ray Damphouse (1968-69-70)
 Jerry Dandridge (1972-73-74-75)
 Isaac Daniel (2003-04)
 Jonah Daniel (1976-77)
 Ralph Dangerfield (1950)
 Dan Darby (1972-73)
 Brian Davis (1993-94-95)
 Charles Davis (2002-04)
 David Davis (2003-04)
 Harry Davis (1933-34)
 Marion Davis (1924)
 Mike Davis (1989-90-91-92)
 Stan Davis (1969-70-71-72)
 Tavarious Davis (2001-02-03-04)
 Victor Davis (1912-13)
 William Davis (1912-13)
 Al Dawkins (1993-94)
 Harry Day (1963-64-65)
 Don Deaton (1966)
 Alex Dees (1966-67)
 Bobby Dees (1967-68-69)
 Ken DeFeo (1981-82)
 Tom DeHart (1964-65-66)
 Dimitri Delgado (1987)
 Steve Delong (1971-72-73)
Michael Denning (2005)
 Charlie DeSaussure (1916)
 Chuck DeVliegher (1965-66-67)
 Hal Devine (1956-57)
 David Dew (1985)
 Adam Diaz (1992-93)
 Scott Dill (1985-86-87)
 Barry Dillard (1991-92-93-94)
 Mike Dion (1979-80-81-82)
 Dick Disbrow (1955)
 Andy Dixon (1981-82)
 Ruddy Dixon (1970)
 - Dixon (1913)
 Kevin Doak (1979)
 Ed Dobrowolski (1949)

Otis Dodd (1936)
 Charlie Dodds (1921)
 Grill Dodds (1921)
 Jack Dodds (1931-32-33-34)
 Damien Dodson (1996-97-98-99)
 Whit Dodson (1942)
 Hank Dombrowski (1973-74-75)
 Tom Dorian (1980-81-82-83)
Joseph Doss (2004-05)
 John Doucette (2002-03-04-05)
Brandon Douglas (2005)
 Jay Douglas (1970-71-72)
 Robert Douglas (2001-02-03-04)
 Terry Douglas (1985-86)
 Wayne Dowdle (1974-75)
 Van Drayton (1989-90)
 Hugh Drewry (1934)
 James Droke (1928)
 Reggie Dubose (1986-87-88)
 Larry Duck (1965-66)
 Kenny Duffy (1987-88-89-90)
 Earl Duffey (1936)
 Mickey Duncan (1965-66-67)
 Ken Dunek (1978-79)
 Stanley Dunn (1978-79-80-81)
 Benjamin Durham (1948)

E
 Josh Eargle (1999-00-01)
 David East (1982-83-84-85)
 Sam Edwards (1991-92)
 Robert Elam (1955)
 Donnie Elder (1982-83-84)
 Darrell Eldred (1964-65)
 Tommy Eldred (1964-65-66)
 Mike Elliott (1991-92)
 Herschel "Skeeter" Ellis (1937-38)
 Jeff Ellis (1982-83-84-85)
 Adam English (1994-95-96-97)
 Jim Enoch (1938)
 Tory Epps (1986-87-88-89)
 Darche Epting (1999-00)
 Lou Esposito (1997-98-99-00)
 Glenn Essary (1955-56)
 Cameron Essex (2001-02-03-04)
 Ross Estes (2000)
 Kenton Evans (1998)
 John Evans (1961-62-63-64)
 Johnny Evans (1971-72-73)
 Mike Evans (1979-80-81)
 Henry "Rabbit" Evans (1927-28-29)
 Robert Evans (1942)
 Walter Evans (1935-36-37)
 Wayne Evans (1959-60-61 -62)
 Roland Eveland (1950-51-52)
 John Erickson (1972-73)
 Trey Eyre (1999-00-01)

F
 Tony Fabiano (1941-42)
 Eric Fairs (1982-83-84-85)
 W.B. Falls (1928-29)
 Tom Fant (1970)
 Tony Fantigrassi (1969)
 Hank Farino (1938-39-40)
 Ray Farmer (1962-63-64)



Jerry Dandridge
1972-75



Gene Frederic
2001-04



Earnest Gray
1975-78

Bethel Farnsworth (1916)
 Gary Farr (1973)
Brandon Farrar (2004-05)
Brandon Feagans (2005)
 Danny Felts (1979, 1981-82)
 Bert Ferguson (1934)
 Luis Fernandez (1967-68-69)
 Tommy Ferrari (1989)
 Steve Ferrell (1985)
 Bob Finamore (1961-62-63-64)
 Pleas Fisher (1927)
 Jeff Fite (1987-88-89-90)
 Billy Fletcher (1963-64-65)
 Frank Fletcher (1992-93-94-95)
 Judson Flint (1977-78)
 Joe Flowers (1958)
 Richie Floyd (1996-97-98)
 Jason Fogle (1995-96-97)
 Bobby Ford (1951-52-53-54)
 Orville Foster (1921)
 Jacob Ford (2001)
 Newton Forster (1916)
 David Fowler (1972-73)
 A.D. Frank (1916)
 Larry Frankenhach (1969-70)
 Alvin Franklin (1993-94)
 Arthur Franklin (1985-86)
 Rick Fredette (1987-88-89-90)
 Gene Frederic (2001-02-03-04)
 T.J. Frier (1995-96-97-98)
 Frank Fuder (1966-67)
 Mike Fuhrman (1973-74-75)
 Gene Fulgham (1926-27-28-29)

G
Jamarcus Gaither (2004-05)
 James Gaither (2001-02)
 Stephen Galbraith (1997-98)
 William Galese (1960-61)
 David Garaffa (1988-89-90-91)
 Bobby Garafolo (2005)
 Darren Garcia (2000-01-02-03)
 Robbie Garcia (1991)
 Alton Gardner (1937-38)
 Curl Garrett (1983-84-85)
 Sean Garris (2001-02)
 Bobby Garton (1951)
 Marcus Gary (1995-96)
 Ted Gatewood (1985-86-87)
 Eddie Gebara (1956-57)
 George Gebbs (1957)
 Matt Gehrke (2000-01-02)
 Grady Gentry (1952)
 Marshall George (1948-49)
 Wilburn George (1947-48)
 Wallace George (1914-15)
 Joey Gerda (1999-00-01-02)
 James Gibbons (1955-56-57)
 George Gibbs (1958)
Michael Gibson (2005)
 Reuben Gibson (1974-75-76)
 Tavares Gideon (2002, 2004)
 Bill Gidden (1963)
 Clyde Gilliland (1932-33-34)
 Charlie Glascock (1918-19-20-21-22)
 Lewis Glass (1939-40-41)
 Ben Gleason (1996-97)

Doug Gleason (1981-82)
 Don Glosson (1983-84-85)
 Kenyon Glover (2001-02-03-04)
 Tony Glover (1978-79)
 Jim Goate (1973)
 Mayer Goldstein (1938-39-40-41)
 Daniel Gomez (1994-95-96-97)
 Tim Goodwell (2002-03-04-05)
 Durwood Gordon (1967-68-69)
 Greg Gore (1973-74-75)
 Stephen Gostkowski (2002-03-04-05)
 Paul "Skeeter" Gowen (1969-70-71)
 Chris Graham (1989-90-91-92)
 Don Graham (1961)
 Jimmy Graham (1929-30)
Michael Grandberry (2005)
Heath Grant (2004-05)
 Jimmy Grantham (1936)
 H.K. Grantham (1919-20-21)
 Tony Graves (1977-78-79)
 Barthel Gray (1933-34-35-36)
 Earnest Gray (1975-76-77-78)
 Jarvis Greer (1976-77)
 Joe Gresham (1933-34)
 Doyle Green (1942)
 John Griffin (1959-60-61-62)
 Ralph Griffin (1975-76)
Tyler Griffin (2005)
 Dave Griffith (1954-55)
 James Griffith (1933)
 Jimmy Grisham (1924)
 Clarence Grosser (1948-49-50-51)
 Hoss Gulleft (1927-28-29)

H
 Bill Hagan (1987)
 Billy Hale (1965)
 Richard Hale (1941)
 John Hall (1948)
 Kyle Hamlin (1991-92)
 Marty Hammock (1973-74-75-76)
 DeCorye Hampton (1999-00)
 Earl Hampton (1956-57)
 Andrew Handy (2001-02-03-05)
 Brian Hanley (1912-13)
 Don Hanley (1912-13)
 Greg Hardee (1979)
 Andrew Harden (1999-00-02)
 Anthony Harden (2000-01-02)
 Antoine Harden (2001-02)
 Jim Hardin (1959)
 Montelle Hardy (1914-15-16)
 Dan Harkins (1985)
 Mark Harkins (1986)
 Torri Harmon (1998)
 George Harper (1999-00)
 Greg Harper (2000-01-02-03)
 Michael Harper (1980-81-82-83)
 Chester Harris (1973-74-75)
 Dornell Harris (1971-72-73)
 Eric Harris (1973-74-75-76)
 Jason Harris (1998)
 Jeff Harris (1988-89-90-91)
 Jerry Harris (1983-84-85-86)
 Michael Harris (1998-99-00)
 Tim Harris (1982-83-84-85)
 Carl Harrison (1981-82-83)
 Adrian Harrod (1987-88-89)
 Tim Hart (1993-94-95-96)
 Al Harvey (1970-71-72)
 Hatch Hatcher (1923)
 Gary Harte (1966-67-68)
 Don Haselwood (1994-95-96-97)
 David Hathcock (1965)
 Hugh Hathcock (1951-52-53)
 Paul Hathcock (1958-59)
 Gregg Hauss (1981-82-83)
 Clarence Haver (1985-86-87-88)
 Nyrone Hawkins (1990)
 Erroll Hay (1912-13-14-15)



MEMPHIS

Rod Hayden (1968-69)
 Webb B. Hays (1915)
 Lee Hayes (2003)
 Walter Hayes (1985-86)
 Bob Haylett (1955)
 Paul Haynes (1947-48)
 Jim Haynie (1963-64)
 Slick Headen (1923-24-25-26-27-28)
 Fred Hearn (1957-58-59)
 Larry Heathcott (1958-59-60-61)
 Rick Hechinger (1982-83-84)
 Reid Hedgepeth (1997)
 Jim Heenan (1978-79)
 Fred Heesch (1978-79-80)
 Orville Hegwer (1923)
 Walter Heitzenrater (1962-63-64)
 Bobby Henderson (1953-54-55-56)
 Taurus Henderson (1997)
Willie Henderson (2003-04-05)
 -Henderson (1912)
 Victor Hendrickson (1923)
 Carlton Henley (1951-52-53-54)
 Joe Hennelly (1983-84-85)
 Gilbert Hert (1940)
 Don Hester (1947)
 Artis Hicks (1998-99-00-01)
 Paul Hicks (1938)
 Darrell Higdon (1971-72)
 Rodney Higdon (1986-87-88-89)
 Ron Higdon (1965)
 Tripp Higgins (1999-00-01-02)
 Eddie Hightower (1974-75-76)
 Charles Hill (1936-37)
 Eddie Hill (1975-76-77-78)
 Shaka Hill (2001-02-03-04)
 Jeff Hilliard (2002)
 Kyle Hilliard (1976)
 Steve Hilliard (1972-73)
Greg Hinds (2004-05)
 Sam Hindsman (1939-40)
 Tom Hipp (1970)
 Danny Hirsch (1942)
 Chris Hobbs (1989-90-91-92)
 Eddie Hobbs (1967)
 Charlie Hodges (1967)
 Fred Hoffman (1947)
 Richard Hogans (1993-94-95-96)
 Red Hoggett (1951-52)
 Jimmy Holladay (1941-42)
 O.R. Holley (1912-13)
 Marcus Holliday (1991-92-93-94)
Abraham Holloway (2004-05)
 Mason Holloway (1916)
 Carlos Hollowell (1987-88-89)
 John Holtzclaw (1961-62)
 Tracy Holmes (1985-86-87)
 Gib Hooper (1928-29)
 Trell Hooper (1981-83-84-85)
 Cole Hoppe (2003)
 Danny Hosea (1971-72-73)
 Al Hotz (1968-69)
 Larry House (1955)
 Ronell Houston (1982)
Van Houston (2004)
 Ben Howard (1977-78)
 Reginald Howard (1998-99)
 Huey Howerton (1912)
 Joel Howerton (1912)
 Mark Howington (1991-92-93)
 Duke Howze (1924)
 Robbie Hubbard (1992)
 Ralph Hubbel (1967-68-69)
Will Hudgens (2005)
 Bill Hudson (1958-59)
 Mack Hudson (1912-13)
 Wayne Hudson (1956)
 Greg Hughes (1982-83-84-85)
 Tim Humphrey (1985)
 Robert Humphreys (1942)
 Elmo Hundley (1922-23-24)
Brandon Hunt (2005)
 Gary Hunt (1983-84-85)

Nelson Hunt (1977)
 Tony Hunt (1978-79-80)
Carson Hunter (2003-04)
 Darryl Hunter (1981-82-83)
 Harold Hunter (1955-56)
 Sam Hurst (1974-75-76-77)
 Will Hyden (2002-03)

I
 Thomas Ingles (1982-84-85-86)
 Pete Ingram (1962-63-64)
 Toby Ingram (1992-93)
 Ken Irvin (1991-92-93-94)
 Corey Irby (1998-99)
 Kosha Irby (1997-98-99-00)
 Terry Isles (1991-92)
 Virgil Ivery (1985-86)
 Ryan Ivey (2002-03-04)

J
 Marcus Jack (1996-97)
 Enis Jackson (1982-83-84-85)
Greg Jackson (2005)
 Tyus Jackson (2004-05)
 Steve Jaggard (1968-69)
 Tommy James (1969-70)
 Ray Jamieson (1968-69-70-71)
 Pat Jansen (1989-90-91-92)
 Evan Jennings (1937)
 Keith Jeffries (1986)
 Charlie Johnson (1936)
 Charlie Johnson (1956)
 David Johnson (1971-72)
 Derron Johnson (2001, 2005)
 Jason Johnson (2001-02-03-04)
 Morris Johnson (1985)
 Ryan Johnson (1999-00-01)
 Sam Johnson (1927-28-29)
 Charles Johnston (1913-14-15)
 Anthony Jones (1989-90)
 Bill "Dub" Jones (1926-27-28-29)
 Derrick Jones (1994)
 Don Jones (1963-64-65)
 Eary Jones (1973-74-75-76)
 Harry Jones (1947)
 Jack Jones (1953)
 Julian Jones (1912-13-14-15)
 Larry Jones (1941)
 Lewis Jones (1965-66-67)
Maurice Jones (2005)
 P.T. Jones (1997-98)
 Reginald Jones (1989-90)
 Russell Jones (1990-91)
 Terry Jones (1971)
 Tim Jones (1986-87-88-89)
 Bob Jordan (1975-76)
 Buck Jordan (1924)
 Kevin Jordan (1989-90-92)
 Smokey Jordan (1982-83)
 Jim Joyner (1973)

K
 Rick Kale (1968-70-71)
 Lenny Kaplan (1959)
 Craig Karpiak (1972)
Jake Kasser (2004-05)



Richard Hogans
1993-96



Billy Kendall
1999-00



Tramont Lawless
1996-99

J.S. Keaton (1915)
 Bill Kebler (1971-72-73)
 Ernest Keefer (1993-94-95)
 Glenn Keeton (1954)
 Jimmy Keith (1994-95-96-97)
 Ollie Keller (1952-53)
 Chris Kelley (2003-04)
 Raymond Kelley (1950-51-52)
 Lamon Kelly (1947)
 Billy Kendall (1997-98-99-00)
 Herbert Kendall (1989-90-91-92)
 Guy Kennedy (1931)
 Pat Kenney (1985-86)
 Jim Kent (1940)
 S.E. Kidd (1933-34)
 Charles Killett (1961-62)
 Charles King (1991-92-93)
 Chick King (1950)
 James King (1976-77-78)
 Jeff King (1991-92-93)
 Jerry King (1955)
 Lud King (1936)
 Michael King (1989, 1991)
 Steve King (1973-74-75-76)
 William King (1924)
 Steve Kinzalow (1951-52-53-54)
 Stumpy Kirk (1947-48)
 Dan Kirkpatrick (1972-73)
 Dick Kirmeyer (1949-50-51)
 John Kirschner (1968-69-70-71)
 Mike Kleimeyer (1979-80-81-82)
Taz Knockum (2004-05)
 Jerry Knowlton (1978-79-80-81)
 Joe Koch (1927)
 James Koffman (1942)
 Matt Kranz (1991)
 Jim Kutchback (1983-84)

L
 Jimmy Lackie (1974-75)
 Bill Lacy (1947)
 M.O. Lambert (1921)
 Tilden Lampkins (1921)
 Jesse Lancaster (1929-30-31-32-33)
 Rodney Lanctot (1998-99-00)
 Hunter Lane (1916-17-18)
 Ted Lane (1993-94-96)
 Coleman Lannum (1951)
 Darryl Latham (1982)
 Tramont Lawless (1996-97-98-99)
 Vincent Laws (1979-80-81)
 Pete Lawson (1969-70)
 Robert Lea (1913-14)
 Danny Ledbetter (1965)
 John Lee (1956-57-58-59)
 Steve Leech (1970)
 Kenny Lenoir (1964)
 Bubba Leonard (1954-55-56-57)
 Nathan Leuellyn (1974-75-76)
 Robert Levinston (1978-79-80-81)
 Bobby Lewis (1987)
 Calvin Lewis (1997-98-99-00)
 Rodney Lewis (1986-87-88-89)
 David Ligon (1973-74-75)
 Steve Lincoln (1977-78)
 John Lindsey (1983-84)
 Jake Linville (1991-92-93)
 Naylor Litchfield (1933)

Grover Lipe (1948-49-50)
 Wayne Liss (1957)
 Richard Locke (1977-78-79-80)
 Robbie Locklear (1995)
 James Logan (1993-94)
 Fred Long (1937)
 Tim Long (1981-82-83-84)
Dustin Lopez (2004-05)
 Bill Lott (1958-59)
 Dean Lotz (1966-67)
 Jim Lovelace (1956-57-58-59)
 Edwin Lovelady (1983-84-85)
 Rod Lowery (1992)
 Bailey Lowery (1980)
 Bill Loyd (1958)
 Richard Lucas (1958-59)
 Treveco Lucas (2001-02-03)
 John Ludwiczak (1993-94)
 Bob Lyles (1957)
 Joe Lynch (1969-70-71)
 Otho Lynch (1938-39-40)

M
 Mike MacKay (1982-83-84-85)
 James Maclin (1989-90-91)
 Theodios Macklin (1988)
 John Maddaluna (1972-73)
 W.H. Maddox (1921)
 Frank Magoffin (1928-29-30-31)
 Gus Mahan (1965-66-67)
 Doran Major (1981-82)
 Casey Maloney (1933-34)
 John Manger (1968)
 Tony Manning (1987-88)
 Tony Marchetti (1973)
 Lloyd Marcus (1947)
 Jim Markelonis (1952-53)
 Paul Marks (1968)
 Davis Marsh (1995)
 Donald Marshall (2001-02)
 Duane Marshall (1978-79-80-81)
 Chris Martin (1985-86-87-88)
 Darrell Martin (1979-80-81-82)
 Ed Martin (1933-34)
 Mike Martin (1983-84)
 John Martin (1992-93)
 Brick Mason (1947)
 Rod Mason (1992-93-94-95)
 Tom Mason (1980-81-82)
 Frank Massa (1956-57)
 Gerald Massey (2000)
 Bob Mathes (1964-65-66)
 Bob Matthews (1938-39-40)
 Miller Matthews (1958-59)
 Jason Matthews (2003-04)
 Joe Matthews (1916)
 Steve Matthews (1992-93)
 Maurice Mathieu (1958)
 Ken Mathis (1955)
 Carl Maurer (1969-70-71)
 Frank Mawyer (1949-50, 1953)
 Harvey Maxwell (1941-42)
 Johnny May (1942)
 Doug Mayo (1937-38)
 Fred Mayo (1924)
 Milton Mayo (1938-36)
 Wallace McBride (1941)
 Bruce McCaleb (2003)
 Sean McCann (1978-79)
 Robert McCarter (1916)
 Steve McCarty (1972-73)
 J.D. McClanahan (1933-34)
 Sam McClanahan (1933-34)
 Don McClard (1963-64-65)
 Elton McClure (1916)
 Billy McComas (1938-39-40)
 Horace McCool (1950)
Antonio McCoy (2005)
 Jay McCoy (1968-69-70)
 Cortez McCraney (2005)
Quinton McCrary (2003-04-05)

TIGERS




Ken McDade (1990-91)
Brandon McDonald (2005)
 Brian McDonald (1996)
Clinton McDonald (2005)
 John McDougle (1916)
 Allen McFarland (1936-37)
 Jeff McFerran (1985)
 Hal McGeorge (1971-72-73)
 Larry McGhee (1968-69-70)
 Baker McGinnis (1933)
 Bill McGinnis (1937-38-39-40)
 Bob McGoldrick (1971)
Jared McGowan (2005)
 Jack McLvain (1947)
 Terrell McLlwaine (1916)
 Pete McIntosh (1919)
 Mike McKenzie (1996-97-98)
 Don McKinnon (1957-58-59-60)
 Lou McLelland (1949-50-51)
 Roland McMackin (1937-38)
 Sean McMackin (1986-87)
 Thurman McMahan (1916)
 David McNair (2002-03-04)
 Thurman McNeal (1922-23)
 Claude McNeely (1936)
 Howard McPeake (1941)
 Bill McRight (1966-67)
 Andy McWilliams (1991-92-93)
 Curry McWilliams (1933)
 Aaron Meadows (1999-00-01)
 Gene Meadows (1949-50-51)
 Pete Meadows (1955-56)
 Albert Means (2001, 2003-04)
 Fred Medling (1947-48-49)
 Will Medling (1947-48-49)
 Billy Meeks (1947-48)
 John Meibaum (1954-55)
 Ruben Melton (1970-71)
 Bill Meredith (1940-41)
 Ralph Messer (1949-50-51-52)
 Dennis Meyers (1973-74-75)
 Chris Michael (1990-91-92)
 John Michael (1934-35-36-37)
 Tavares Middlebrooks (1996-97-98-99)
 Terdell Middleton (1974-75-76)
 Tahrell Miles (1991-92)
 Trent Miley (1992-93)
 Willford Miley (1949)
 Cedric Miller (1993-94-95, 1997)
 Dick Miller (1933-34)
 George Miller (1947)
 Josh Miller (1993-94-95-96)
 Pat Miller (1961-62-63)
 Cliff Milton (1939-40)
 Jim Mincey (1974-75-76)
 Steve Miska (1928-29)
 Jerry Mitchell (1951-52-53)
 Norman Mockbee (1935-36)
 Greg Montgomery (1979-80, 1982-83)
 Bill Moody (1985-86-87-88)
 Ronald Moon (1974)
 Alex Moore (1950-51-52)
 Chris Moore (2000)
 Eddie Moore (1986-87-88-89)
 Fred Moore (1961-62)
 James Moore (1988-89-90)
 Jimmy Moore (1992)
 Leslie Moore (1928-29)
TiQuintin Morrell (2005)
 Paul Morris (1924)
 Marty Mosby (1985)
 Cato Mott (2002-03-04-05)
 Tom Muirhead (1956-57)
 Charles Mullins (1988-89)
 Carey Mulwee (1971-72)
 Justin Mumm (1996-97)
 J.S. Murphy (1913)
 Mike Murray (1980)
 Keith Mutters (1981-82-83-84)
 Troy Myers (1985-86-87)

N
 Percy Nabors (1981-82-83)
 Lee Narramore (1967)
 Carlos Navia (1994)
 Roberto Navia (1991)
 Ray Neal (1922-23)
 Larry Neusse (1941)
 Bubba Nelms (1983-84)
 Andy Nelson (1953-54-55-56)
 Darrell Nelson (1980-81-82-83)
 Eric Nelson (1991)
 Chance Nesbitt (1999-00)
 Earl Netcher (1947-48)
 Mike Nettles (1985-86-87-88)
 Henry Newton (1913)
 Ken Newton (1993-94-95-96)
 Charles Nezin (1942)
 Bill Nichols (1950-51)
 Dean Nichols (1978-79-80)
 Darrell Nicholson (1985-86-87-88)
 Ken Niemaseck (1973, 1975-76)
 Tom Nix (1949-50)
 Mike Nollner (1973)
 John Norman (1986-87, 1989)
 Rusty Nunn (1965-66-67)

O
 Richard O'Bryant (1974)
 Austin O'Dell (1998-99-00)
 Bernard Oden (1995-96-97)
 Anthony Oggs (1976-77)
 Jack Oliver (1982-83-84)
Shelton Oliver (2005)
 Mike Omar (1980, 1982-83)
 Todd Ondra (1978-79-80)
 Martin Orcutt (1967-68-69)
 Bob Orians (1976-77)
 Murray Outlaw (1950)
 Charles Owens (1961-62-63)
 Hugh Owens (1976-77-78-79)
 Jim Owens (1956-57)
 Teddy Owens (1985-86)


P
 Gene Packard (1923)
 Terry Padgett (1965-66-67)
 Drew Pairamore (1994-95-96-97)
 Ed Palmer (1937-39)
 Ron Palmer (1985-86-87)
 Demonic Pandolfi (1928-29)
 Bill Pankey (1940)
 Ricky Pannell (1974)
 Nick Pappas (1966-67)
 Ed Parham (1938-39)
 Paul Parish (1958-59)
 Anthony Parker (1979-80-81-82)
 Bob Parker (1968-69)
 Ed Parker (1934)
 Rip Parker (1923)
 Tom Parker (1970-71-72)
 Derron Parquet (2003)
 Carlos Parr (1924)
 Chalmers Parr (1938)
 Emmett Parr (1947-48-49)
 Dave Parrish (1955)
 Sonny Parsons (1961)
 Bob Patterson (1952-53)



Greg Montgomery
1979-83



Joe Rocconi
1996-99



Pete Scatamacchia
1976-79

Brandon Patterson (2005)
 Larry Patterson (1993)
 Lloyd Patterson (1975-76-77-78)
 Ray Patterson (1992-93)
 Wiley Patterson (1962-63-64)
 Jim Paulat (1950-51-52)
 Dave Pawlik (1969-70-71)
Brandon Pearce (2005)
 Virgil Percy (1974-75-76)
 Anthony Penchion (1979-80-81)
 Boris Penchion (2000-01-02)
 Nolan Pendergrast (1942, 1947)
 Hugh Penn (1969-70)
 Bunkie Perkins (2000-01)
 Elgin Perkins (1986-87)
 Nico Perkins (1985-86-87-88)
 Joel Peschke (1992-93-94-95)
 Hagan Peters (1941)
 Ural Pettigrew (1916)
 Chuck Pettit (1965-66-67)
 Osborne Phelan (1915)
 Rob Phenicie (1987)
 Chun Phillips (1954)
 E.O. Phillips (1916)
 Malcolm Phillips (1949)
Rubio Phillips (2004-05)
 Lionel Pieh (2001-02-03-04)
 Danny Pierce (1968-69)
 Jared Pigue (2000)
 Harry Pillow (1942)
 Javar Pollard (2003-04-05)
 Christian Pontius (1934-35-36)
 Ward Poag (1947-48-49)
 John Polsgrove (1953)
 Andy Porter (1929, 1932)
 Larry Porter (1990-91-92-93)
 Pete Porter (1928-29)
 Billy Portis (1937)
 Frank Posey (1934)
 Brian Powell (1994-95)
 Fred Powell (1997-98-99-00)
 Chris Powers (1995-96-97-98)
 Jeff Powers (1988)
Mario Pratcher (2003-04)
 Wallace Prewilt (1913)
 J.B. Price (1933-34-35-36)
 Kraig Pride (1979)
 LaDarius Price (2002-03)
 Wayne Pryor (1986-87-88-89)
 Jimond Pugh (2000-01-02)
 Neil Purdie (1971)
 Joe Puzin (1972-73-74-75)

Q
 Jimmy Quarter (1970-71)
 Richard Quast (1962-63)
 Robbie Quinn (1993-94)
 John Quintal (1970-71)

R
 Al Radvansky (1942)
 Harold Rainwater (1950)
 Ed Randolph (1957-58)
 Henry Rath (1959)
 Elmer Ray (1947-48-49-50)
 Johnny Ray (1979-80)
 Anthony Reddick (1993-94, 1996)

Bill Reddish (1969-70)
 Jerry Reese (1958-59-60-61)
 Chris Reeves (1994-95-96-97)
 John Reeves (1938)
 Ted Reeves (1942)
 Paul Regan (1942)
 Joe Regina (1947-48-49)
 John Register (1975)
 Stuart Reichart (1942)
 Will Renfro (1951-52-53-54)
 Earl Richards (1942)
 Jerry Richards (1955-56)
 Robert Richards (1936)
 Russell Richards (1978-79-80)
 Dwayne Ricketts (1979-80-81-82)
 Mike Ridings (1973-74-75)
 Bill Riggins (1949-50, 1952)
 Preston Riley (1966-67-68)
 Teofilo Riley (1996-97-98-99)
 Ricky Rivas (1976-77)
 Maurice Roach (1938-39-40-41)
 Jeff Roach (1973-74-75)
 Ken Roach (1970-71)
 Mike Robb (1973-74)
 Mike Robbins (1971)
 - Robbins (1912)
 Brandon Roberson (2003-04)
 Percy Roberts (1947-48-49, 1951)
 Billy Robertson (1948-49-50)
 Brian Robertson (1937-38)
 John Fred Robillo (1961-62-63)
 Brian Robinson (1938)
 Cliff Robinson (1991)
Carlton Robinzine (2005)
 Bobby Robison (2003-04)
 John Robison (1971)
 Joe Rocconi (1996-97-98-99)
 Sonny Rodgers (1950-53)
 Barney Rogers (1913-14-15)
 Glenn Rogers (1969-70-71)
 Glenn Rogers Jr. (1988-89-90)
 Jeremy Rone (2002-03-04)
 Casey Rooney (1999-00)
 Marion Rosenblum (1941-42)
 Ryan Roskelly (1994-95)
 Greg Ross (1985-86-87-88)
 Mowbray Rowand (2000-01-02)
 Roy Rucker (1939-40)
 Sidney Rudes (1942)
 James Ruffell (1940)
Jamaal Rufus (2003-04-05)
 Scott Rumley (1987-88-89-90)
 Ryan Ruschhaupt (1994)
 Bob Rush (1974-75-76)
 Joe Rushing (1966-67)
 Billy Russell (1953-54)
 Bobby Russell (1970-71)
Brett Russell (2005)
 Glenn Russell (1959)
 John Ruth (1956-57)
 Billy Rutledge (1994)

S
 Richard Saccoccia (1961-62-63)
 Shaun Sands (1995-96)
 Frank Sanders (1931-32-33-34)
 Greg Sanders (1980-81-82-83)
 Sugar Sanders (1999-00-01)
 Manny Santibanez (1995-96-97-98)
 Paul Savini (1973-74-75)
 Jeff Sawyer (1989-90-91-92)
 Tony Scarpino (1993-94)
 Pete Scatamacchia (1976-77, 1979)
 George Schaad (1949-50)
 Scott Scherer (1999-00-01-02)
 David Schlarbaum (1987-88-89)
 Bob Schmidt (1955-56-57)
 David Schmidt (1983-84-85)
 Charlie Scholes (1954-55)
 Harry Schuh (1962-63-64)
Stephen Schuh (2003-04-05)



MEMPHIS

Francis Schwaiger (1935-36-37)
 Gordon Scoggins (1938)
 Bill Scott (1961-62-63)
 Dell Scott (1981-82)
 Jack Scott (1947-48-49)
Ryan Scott (2003-04-05)
 Donald Scroggins (1963-64-65)
 Jeremy Scruggs (1996)
 Sammy Seals (1985-86-87)
 Geddes Self (1958-59)
 Geddes Self Jr. (1982-83-84)
 Ron Sells (1995-96-97-98)
 Bill Sellars (1937)
 Jay Sentell (1952)
 Tony Semple (1991-92-93)
 Al Sermon (1998-99-00)
 Keith Setler (1993-94-95)
 Andrew Settles (1947-48)
 Juan Settles (1986-87)
 Wallace Sexton (1962-63)
 Tim Seymour (1996-97-98-99)
 Kamal Shakir (1997-98-99-00)
 Demorrio Shank (1997-98-99, 2001)
 Reg Sharley (1964-65-66)
 Octavian Sharp (1984-85-86)
 John Shearer (1940-41)
 Wells Shearer (1914-15-16)
 Larry Shelley (1969-70)
 Jim Shelton (1954)
 Bob Sherlag (1963-64-65)
 Sam Sherrill (1948)
 David Sherrod (1998-99)
 Alan Shipman (1966-67)
 Keith Shirley (1985-86-87-88)
 Frank Simmons (1940-41-42)
 Richard Simmons (1937)
 Keith Simpson (1974-75-76-77)
 Scott Singler (1992, 1994-95)
 Bud Sipfle (1975-76-77-78)
 John Shore (1924)
 Vincent Skillman (1924)
 Jarvis Slaton (1997-98-99-00)
 Randy Smalley (1977)
 Farrell Skinner (1967)
Andy Smith (2004-05)
 Butch Smith (1971-72)
 Carroll Smith (1934-35-36-37)
 Dennis Smith (1978-79-80)
 Frank Smith (1979-80-81-82)
 Hank Smith (1924-25-26-27)
 Jack Smith (1967)
 Julius Smith (1948)
 Leo O. Smith (1935-36)
 Marcus Smith (1999-00-01)
 Palmer Smith (1969-70-71)
Rod Smith (2004-05)
 Rusty Smith (1955)
 Sid Smith (1990-91)
 Steve Smith (1987-88-89-90)
 Tom Smith (1981-82-83)
 Wade Smith (1999-00-01-02)
Wesley Smith (2003-04-05)
 Wil Smith (1936)
 Claude Smithmier (1947, 1949-50)
 George Sneed (1948-49)
 Rick Snider (1978-79-80)
 Glenn Snodgrass (1976-77-78)
 Guy Snyder (1921)
Michael Snyder (2003-04-05)
 Bill Solomon (1971-72-73)
 Richard Sorsby (1916)
 Jack Sorrells (1940)
 Keith Spann (1993-94-95-96)
 Danny Sparkman (1983-84-85)
 Ricky Sparkman (1983-84)
 Quitman Spaulding (1993-94-95)
 Jim Spitchley (1950-51)
Michael Spurlock (2003-04-05)
 John Stanek (1948-49-50, 1952)
 Joe Stanley (1989-90-91-92)
 Mike Stark (1969-70-71)
 George Stapleton (1980-81-82)

Laverne Steedley (1957-58)
 Walt Stephens (1984)
 Harber Stephenson (1942)
 Quincy Stephenson (1999-00-01)
 Harold Sterling (1958-59)
 Wood Stevens (1965-66-67)
 Clark Stevenson (1988-89)
Brandon Stewart (2004-05)
 James Stewart (1976-77-78-79)
 Jeremy Stewart (1995-96-97-98)
 Caspor Stiles (1996-97-98-99)
 Pat Stiles (1994-95-96-97)
 John Stoddard (1988)
 George Stone (1950-51)
 Michael Stone (1998-99-00)
 Rick Strawbridge (1970-71)
 David Strickland (1955-56)
 Anthony Strong (1983-84-85-86)
 Bill Strong (1951)
 Neil Suber (1998-99-00-01)
 Terrie Sudduth (1978-79-80)
 Mellio Sulipeck (1964-65)
 Glenn Sumter (1998-00-01)
 Phil Sutherland (1980-81-82)
 Ned Suffle (1953)
 Duron Sutton (1995-96)
 Dick Swain (1929)

T
 Joe Tague (1972)
 Tom Talbot (1970-71)
 Frank Talerico (1956-57)
 Rex Tatum (1955-56)
 Clifton Taylor (1971-72-73)
 Ed Taylor (1972-73)
 Eric Taylor (2000-01-02-03)
 Hal Taylor (1956-57-58)
 Sheldon Taylor (2002-03)
 Tony Taylor (1951-52-53)
 Bob Teer (1936)
 Leonard Teixeira (1969)
 Luis Tejada (1994)
 Coot Terry (2000-01-02-03)
 Charles Thomas (1942)
 Jim Thomas (1983-84-85)
 Marvin Thomas (1993-94-95-96)
 Michael Thomas (1977-78-79-80)
 Oscar Thomas (1953)
 Tristan Thomas (2001-02-03-04)
 Brent Thompson (1987)
 Burl Thompson (1923)
 Don Thompson (1955)
 Ed Thompson (1928-29)
 James Thompson (1972-73)
 John Thompson (1985-86)
 Knox Thompson (1948-49)
 Reginald Thompson (1983-84-85)
 Tommy Thompson (1971-72-73)
 Troy Thompson (1989-90)
 Doss Thorne (1923)
 Royster Thurman (1916)
 Rick Thurow (1967-68-69)
 Tom Thweatt (1972)
 Jerry Todd (1967-68-69)
 Darrel Torbeft (1977-78-79)
 Bub Tracy (1923)
 Rusty Trail (1987-88-89)
 Butch Travis (1962-63-64)

Lish Trice (1989-90)
 Ken Trocki (1972-73-74)
 Nick Tsatsaronis (2000)
 Don Tubbs (1952-53)
 Albert Tucker (1933-34-35-36)
 Brandon Tucker (1997-98-99)
 Robert Tucker (1915)
 Mike Turkiewicz (1986)
 Ellis Turner (1983-84)
 Haideen Turner (1935-36)
 Jack Turner (1955-56-57)
 Tom Twitty (1952-53)
 Fulford (Tombstone) Tyson (1924)

V
 Ken Valentine (1970-71)
 Duane Vandborg (1993-94)
 Brian Vanderheyden (1978-79-80)
 Russell Van Dyke (1923)
 Johnny Van Vulpen (1940)
 David Vaughn (1968-69-70)
 Elmer Vaughn (1937-38)
 Kimbrough Vaughn (1937-38)
 Newell Vaugn (1941)
 Eduardo Vega (1990)
 Jay Verna (1976-77)
 Scott Vogel (2001-02-03-04)
 Tommy Vollmar (1999)
 Russell Vollmer (1961-62-63)
 Greg Voran (1976-77)

W
 Charles Walker (1992)
 Jeff Walker (1982-83-84-85)
 Johnny Walker (1982-83)
 Otis Walker (1926-27-28-29)
 John Wallace (1941)
 Ray Wallace (1972-73)
 Tom Wallace (1965-66-67)
 -Wallace (1913)
 Charles Walsh (1915-16)
 Bobby Ward (1973)
 Gene Ward (1964-65)
 Jerry Ward (1952-53)
 Kerrydrin Ward (1998-99)
 Henry Washington (2002)
 LaVale Washington (2002-03-04-05)
 Hugh Washburn (1914-15-16, 1919)
 Preston Watts (1940-41-42)
 Stan Weaver (1981-82-83)
 Fred Webb (1976-77-78)
 Von Webb (2002, 2004)
 Pete Wedel (1952)
 Wayne Weedon (1977-78-79)
 Pete Weeks (1968-69)
 W.D. Weeks (1970)
 Ed Weldon (1961-62)
 James West (1937-38)
 Marcus West (2002-03-04-05)
 Darnice Wherry (1999-00-01)
Blake Whiddon (2005)
 Brett Whiddon (1991-92-93)
 Travis Whitaker (1997)
 Darron White (2001-02-03-04)
 Gerald White (1986-87-88-89)
 James White (1986-87)
 Jeff White (1981-82-83-84)

John White (1966-67)
 Keith White (1947-48-49-50)
 Olen Whitely (2003-04-05)
 Ryan White (1998-99-00-01)
 William White (1915)
 Glenn Whiteman (1974-75)
 Don Whitlock (1961-62)
 Doug Whittaker (2001-02)
 Vance Whittaker (1972)
 Glenn Whittimore (1971-72-73)
 Andy Whitwell (1986-87-88)
 Raymond Wiles (1947)
 Tony Wiley (1980-81-82)
 James Wilhite (1914-15)
 Britton Wilkins (1993-94-95-96)
 Alex Williams (1949-50)
 Bobby Williams (1974-75-76)
 Brian Williams (1994)
 Chad Williams (1992-93)
 DeAngelo Williams (2002-03-04-05)
Earnest Williams (2005)
 Fred Williams (1968)
 Ian Williams (1997-98, 2000)
 Jeremy Williams (1990-91-92-93)
 Larry Williams (1965-66-67)
 Punkin Williams (1983-84)
 Richard Williams (1979-80-81-82)
Ryan Williams (2005)
 Stevie D. Williams (1990-91-92-93)
 Tony Williams (1993-94-95-96)
 Freddie Williamson (1953)
 Patrick Willis (1998-99-00)
 Charles Wilson (1986-87-88)
 Eric Wilson (1982)
 Nelson Wilson (1934)
 Paul Wilson (1970-71-72)
 Rolin Wilson (1914-15-16, 1919)
 Victor Wimpee (1958-59)
 Danny Wimprine (2001-02-03-04)
 Ricky Windom (1988-89-90)
 Charlie Wing (1949-50)
 Ferris Wing (1949-50, 1952-53)
 Francis Winkler (1965-66-67)
 Jeff Womack (1982, 1984-85-86)
 Andy Wood (1987-88-89-90)
 Wayne Wood (1950-51)
 Andre Woods (1993-94, 1996)
 Jerome Woods (1994-95)
 Joel Woods (1984)
 Doug Woodlief (1963-64)
 Bill Wright (1968-69-70)
 Cedric Wright (1980-81-82-83)
 James Earl Wright (1958-59-60-61)
 John Wallace Wright (1961-62-63-64)
 Keith Wright (1974-75-76-77)
 Larry Wright (1954-55)
 Lummy Wright (1973-74-75)
 Thomas Wright (1934)
 Lynn Wroblewski (1966-67)
 Bruce Wyatt (1924)

Y
 Bobby Young (1956)
 Carl Young (1953)
 Damon Young (1985-86-87-88)
 Jerry Young (1981-82)

Z
 Billy Zarecor (1937-38)
 Mike Zdancewicz (1975-76-77)
 Charles Zuendel (1942)



Danny Sparkman
1983-85



Rusty Trail
1987-89



Keith Wright
1974-77

TIGERS



TIGERS IN THE PROS

Listed below are the Memphis football players who have been drafted into and played for at least one season in the professional ranks after their years as a Tiger. Leagues included are the NFL, NFL-Europe and CFL. Players in **bold** are active. Compiled: June, 2006

ACKERMAN, Rick, DT
San Diego Chargers, 1982-84; Los Angeles Raiders, 1985-87

ADAMS, Stanley, LB
Los Angeles Raiders, 1984

BABB, Charlie, DB
Miami Dolphins, 1972-79

BALLARD, Derrick, LB
Amsterdam Admirals (NFL), 2006; Atlanta Falcons, 2006

BARTO, Danton, LB
Memphis Mad Dogs, 1995

BASHIR, Idrees, DB
Indianapolis Colts, 2001-04; Carolina Panthers, 2005; Detroit Lions, 2006

BELL, Marcus, DT
Arizona Cardinals, 2001-03; Detroit Lions, 2004-present

BENTON, Keith, QB
British Columbia Lions, 1992; Memphis Mad Dogs, 1995

BIODROWSKI, Dennis, OT
Kansas City Chiefs, 1963-67

BLEVINS, Darrius, WR
St. Louis Rams, 2000

BORCKY, Dennis, DT
New York Giants, 1987

BRADY, Dale, DB
British Columbia Lions, 1968-69

BRAMLETT, John, LB
Denver Broncos, 1965-66; Miami Dolphins, 1967-68; New England Patriots, 1969-70; Atlanta Falcons, 1971

BRANDON, David, LB
San Diego Chargers, 1987-89, 1995; Cleveland Browns, 1991-93; Seattle Seahawks, 1993-94; Atlanta Falcons, 1996-1997

BROWN, Dante, RB
Pittsburgh Steelers, 2003; Buffalo Bills, 2004

BROWN, Marlon, LB
British Columbia Lions, 1990

BROWN, Tony, DE
Miami Dolphins, 2003; San Francisco 49ers, 2004-05; Carolina Panthers 2006; Amsterdam Admirals (NFL), 2006

BRUCE, Isaac, WR
St. Louis Rams, 1994-present

BURROUGHS, Derrick, DB
Buffalo Bills, 1985-89

BUTLER, Keith, LB
Seattle Seahawks, 1978-87

CESARE, Bill, DB
Tampa Bay Buccaneers, 1978-79, 81; Miami Dolphins, 1980; Detroit Lions, 1982

COADY, Rich, TE/C
Chicago Bears, 1970-74

CODY, Mac, WR
Birmingham Barracudas, 1995; Montreal Alouettes, 1996-98; Arizona Cardinals, 1999-2000

COFFEY, Don, WR
Denver Broncos, 1963

COPELAND, Russell, WR
Buffalo Bills, 1993-96; Philadelphia Eagles, 1998; Green Bay Packers, 1998

CORDILL, Olie, P
San Diego Chargers, 1967; Atlanta Falcons, 1968; New Orleans Saints, 1969

CRAWFORD, Derrick, WR
San Francisco 49ers, 1986; Calgary Stampeders, 1990-93; Birmingham Barracudas, 1995

CRIBBS, James, DT
Detroit Lions, 1989

DAVIS, Stan, WR
Philadelphia Eagles, 1973

DEVLIEGHER, Chuck, DT
Buffalo Bills, 1969

DILL, Scott, OT
Arizona Cardinals, 1988-89; Tampa Bay Buccaneers, 1990-95; Minnesota Vikings, 1996-1997

DOUGLAS, Jay, OT
San Diego Chargers, 1973-74

DUNEK, Ken, TE
Philadelphia Eagles, 1980

ELDER, Donnie, DB
New York Jets, 1985; Pittsburgh Steelers, 1986; Detroit Lions, 1986; Tampa Bay Buccaneers, 1988-89; San Diego Chargers, 1990-91

EPPS, Tory, NG
Atlanta Falcons, 1990-93; Chicago Bears, 1993-94; New Orleans Saints, 1995

FAIRS, Eric, LB
Houston Oilers, 1986-91; Atlanta Falcons, 1992

FLETCHER, Billy, QB
Denver Broncos, 1966

FLINT, Judson, DB
Cleveland Browns, 1980-82; Buffalo Bills, 1983


GIBSON, Reuben, FB
Buffalo Bills, 1977

GRAY, Earnest, WR
New York Giants, 1978-84; St. Louis Cardinals, 1985

TIGERS IN THE DRAFT

Yr	Rd	Pick	Name, Pos.	Team
2005	1	27	D. Williams, RB	Carolina Panthers
	4	118	S. Gostkowski, K	NE Patriots
2004	7	212	Eric Taylor, DE	Pittsburgh Steelers
2003	3	78	Wade Smith, OT	Miami Dolphins
	7	260	Travis Anglin, WR	Detroit Lions
2001	2	37	Idrees Bashir, DB	Indianapolis Colts
	2	54	Michael Stone, DB	Arizona Cardinals
	4	123	Marcus Bell, NT	Arizona Cardinals
1998	3	87	Mike McKenzie, DB	Green Bay Packers
1997	5	151	Tony Williams, DT	Minnesota Vikings
	6	200	Richard Hogans, LB	Chicago Bears
	7	233	Marvin Thomas, DE	Chicago Bears
1996	1	28	Jerome Woods, DB	Kansas City Chiefs
1995	4	109	Ken Irvin, DB	Buffalo Bills
1994	2	33	Isaac Bruce, WR	Los Angeles Rams
	5	154	Tony Semple, OT	Detroit Lions
	7	199	Steve Matthews, QB	Kansas City Chiefs
1993	4	111	Russell Copeland, WR	Buffalo Bills
	8	188	Jeff Buffalo, P	Los Angeles Rams
1991	5	126	Reginald Jones, DB	New Orleans Saints
	5	135	Jeff Fite, P	Green Bay Packers
	6	144	Eduardo Vega, OT	Phoenix Cardinals
1990	5	132	Charles Wilson, WR	Green Bay Packers
	8	195	Tory Epps, NG	Atlanta Falcons
1989	7	184	Mike Nettles, DB	Seattle Seahawks
	10	275	Greg Ross, DT	Miami Dolphins
	12	309	James Cribbs, DT	Detroit Lions
	12	328	Marlon Brown, LB	Cleveland Browns
1988	7	177	Tim Borcky, OT	Buffalo Bills
1987	3	60	David Brandon, LB	Buffalo Bills
1986	3	70	Jeff Walker, OT	San Diego Chargers
	4	84	Tim Harris, LB	Green Bay Packers
	6	152	Gary Hunt, DB	Cincinnati Bengals
	8	198	Trell Hooper, DB	Indianapolis Colts
1985	1	14	Derrick Burroughs, DB	Buffalo Bills
	3	65	Tim Long, OT	Minnesota Vikings
	3	67	Donnie Elder, DB	New York Jets
	6	159	Jack Oliver, OT	New York Giants
	10	280	James Bowers, RB	Seattle Seahawks
	11	286	Punkin Williams, RB	Tampa Bay Buccs
1984	1*	24	Derrick Crawford, WR	San Francisco 49ers
1983	2	56	Richard Williams, RB	Washington Redskins
1981	12	326	Keith Clark, DE	Buffalo Bills
1980	12	310	James Stewart, DB	Green Bay Packers
1979	2	36	Earnest Gray, WR	New York Giants
	2	54	Eddie Hill, RB	Los Angeles Rams
	7	177	Judson Flint, DB	New England Patriots
1978	1	9	Keith Simpson, DB	Seattle Seahawks
	2	36	Keith Butler, LB	Seattle Seahawks
	5	122	Keith Wright, WR	Cleveland Browns
1977	1	24	Bob Rush, C	San Diego Chargers
	3	80	Terdell Middleton, RB	St. Louis Cardinals
	4	104	Eric Harris, DB	Kansas City Chiefs
	4	107	Eary Jones, DT	Los Angeles Rams
	6	143	Bob Jordan, OT	New York Giants
1976	15	413	Jerry Dandridge, LB	Green Bay Packers
	16	449	Mike Fuhrman, TE	Baltimore Colts
1975	9	224	Everett Taylor, DB	New York Jets
	17	437	Carl Taylor, DE	Washington Redskins
1974	3	62	Cliff Taylor, FB	Chicago Bears
1973	11	268	Jay Douglas, C	San Diego Chargers
	13	315	Stan Davis, WR	Philadelphia Eagles
1972	5	129	Charlie Babb, DB	Miami Dolphins
	7	173	Ray Jamieson, FB	Oakland Raiders
	13	328	John Kirchner, TE	Detroit Lions
1971	12	301	James Heyden, DE	Cincinnati Bengals
	14	359	David Vaughn, TE	Miami Dolphins
	17	440	John Bomer, C	Dallas Cowboys
1970	5	121	Danny Pierce, QB	Washington Redskins
	5	123	Bob Parker, OG	Denver Broncos
	9	217	Preston Riley, WR	San Francisco 49ers
	10	240	Steve Jaggard, DB	Philadelphia Eagles
	16	409	Jerry Todd, DB	Denver Broncos
1969	17	432	Joe Rushing, LB	San Diego Chargers
1968	5	137	Bubba Winkler, DE	Green Bay Packers
	14	350	Herb Covington, FB	New Orleans Saints
	14	361	Chuck DeVliegner, DT	Buffalo Bills
	15	400	Bob Baxter, FL	Cleveland Browns

* Supplemental draft



The Carolina Panthers selected running back DeAngelo Williams (2002-05) as the 27th overall pick in the 2006 NFL Draft.



MEMPHIS

GRIFFIN, John, DB
Los Angeles Rams, 1963; Denver Broncos, 1964-66; British Columbia Lions, 1967-68

HARRIS, Eric, DB
Toronto Argonauts, 1977-79; Kansas City Chiefs, 1980-82; Los Angeles Rams, 1983-85

HARRIS, Tim, LB
Green Bay Packers, 1986-90; San Francisco 49ers, 1991-92, 1994-95; Philadelphia Eagles, 1993

HATHCOCK, Dave, DB
Green Bay Packers, 1966; New York Giants, 1967

HICKS, Artis, OT
Philadelphia Eagles, 2002-05; Minnesota Vikings, 2006

HILL, Eddie, RB
Los Angeles Rams, 1979-80; Miami Dolphins, 1981-84

HOGANS, Richard, LB
Chicago Bears, 1997; Rhein Fire, 1999; San Diego Chargers, 2000

HOLLIDAY, Marcus, RB
St. Louis Rams, 1996

HOOPER, Trell, DB
Miami Dolphins, 1987

HOWARD, Reggie, DB
New Orleans Saints, 2000; Carolina Panthers, 2000-03, 2006; Miami Dolphins, 2004-05

HUDSON, Bill, DT
San Diego Chargers, 1962; Buffalo Bills, 1963-68

HUNT, Gary, DB
Cincinnati Bengals, 1987

IRVIN, Ken, DB
Buffalo Bills, 1995-2001; New Orleans Saints, 2002; Minnesota Vikings, 2003-present

JACKSON, Enis, WR
Cleveland Browns, 1987; Edmonton Eskimos, 1988-92; Toronto Argonauts, 1993

JONES, Reginald, DB
New Orleans Saints, 1991-93; Cleveland Browns, 1994

KELLEY, Chris, WR
Edmonton Eskimos (CFL), 2005

KILLETT, Charlie, DB
New York Giants, 1963

LOGAN, James, LB
Seattle Seahawks, 1995-2000

LONG, Tim, OT
San Francisco 49ers, 1987

LOVELADY, Edwin, WR
New York Giants, 1987

MAJOR, Doran, DB
Toronto Argonauts, 1988-91

MARTIN, John "Tweet," RB
Memphis Mad Dogs, 1995

MATTHEWS, Steve, QB
Kansas City Chiefs, 1993-1995; Scottish Claymores, 1996; Jacksonville Jaguars, 1997; Tennessee Titans, 1998

MCKENZIE, Mike, DB
Green Bay Packers, 1999-2004; New Orleans Saints, 2004-present

MCLELLAND, Lou, WR
Toronto Argonauts, 1952

MIDDLETON, Terrell, RB
Green Bay Packers, 1977-81; Tampa Bay, 1982-83

MOORE, Fred, DT
San Diego Chargers, 1964-66

NELSON, Andy, DB
Baltimore Colts, 1957-63; New York Giants, 1964

NELSON, Darrell, TE
Pittsburgh Steelers, 1984-85

NELSON, Eric, DB
Memphis Mad Dogs, 1995

OLIVER, Jack, OG
Chicago Bears, 1987

PARKER, Anthony, FB
British Columbia Lions, 1986-89; Calgary Stampeders, 1990

PERKINS, Nico, DB
British Columbia Lions, 1990

PIERCE, Danny, QB
Washington Redskins, 1970

RENFRO, Will, LB
Washington Redskins, 1957-59; Pittsburgh Steelers, 1960; Philadelphia Eagles, 1961

RILEY, Preston, WR
San Francisco 49ers, 1970-72; New Orleans Saints, 1973

ROGERS JR., Glenn, DB
Tampa Bay Buccaneers, 1991; Edmonton Eskimos, 1992-98; Montreal Alouettes 1999

RUSH, Bob, C
San Diego Chargers, 1977-82; Kansas City Chiefs, 1983-85

SAWYER, Jeff, DE
Las Vegas, 1994; San Antonio, 1995

SCHUH, Harry, OT
Oakland Raiders, 1965-70; Los Angeles Rams, 1971-73; Green Bay Packers, 1974

SCOTT, Bill, OT
Toronto Argonauts, 1966

SEMPLE, Tony, OT
Detroit Lions, 1995-2002

SHERLAG, Bob, WR
Atlanta Falcons, 1966

SIMPSON, Keith, DB
Seattle Seahawks, 1978-85

SMITH, Wade, OT
Miami Dolphins, 2003-present

STONE, Michael, DB
Arizona Cardinals, 2001-04; New England Patriots, 2005; Houston Texans, 2006

STRICKLAND, David, OG
Denver Broncos, 1960

TAYLOR, Cliff, FB
Chicago Bears, 1974-75; Green Bay Packers, 1976

TAYLOR, Ed, DB
New York Jets, 1975-78; Miami Dolphins, 1979-82

TAYLOR, Eric, DE
Pittsburgh Steelers, 2004; Minnesota Vikings, 2006

THOMAS, Marvin, DE
Detroit Lions, 1998; Denver Broncos, 1998; Barcelona Dragons, 1999; British Columbia Lions, 1999-2000

THOMPSON, James, WR
New York Giants, 1978

WALKER, Jeff, OT
San Diego Chargers, 1986; New Orleans Saints, 1988-89

WILLIAMS, Richard, RB
Atlanta Falcons, 1983; Houston Oilers, 1984

WILLIAMS, Tony, NG
Minnesota Vikings, 1997-2000; Cincinnati Bengals, 2001-05; Jacksonville Jaguars, 2005-present

WILSON, Charles, WR
Green Bay Packers, 1990-91; Tampa Bay Buccaneers, 1992-94; New York Jets, 1995

WIMPRINE, Danny, QB
Calgary Stampeders (CFL), 2005

WINKLER, Bubba, C
Green Bay Packers, 1968-69

WOMACK, Jeff, RB
Minnesota Vikings, 1987

WOODLIEF, Doug, LB
Los Angeles Rams, 1965-69

WOODS, Jerome, DB
Kansas City Chiefs, 1996-05

WRIGHT, James Earl, QB
Denver Broncos, 1964

WRIGHT, Keith, WR
Cleveland Browns, 1978-80

TIGERS IN THE DRAFT (continued)

Yr	Rd	Pick	Name	Pos.	Team
1966	5		Bob Sherlag, E		Buffalo Bills/AFL
	6		Bob Sherlag, E		Philadelphia Eagles
	12		Harry Day, T		Houston Oilers/AFL
	15		Harry Day, T		Philadelphia Eagles/NFL
	17		David Hathcock, DB		Green Bay Packers
1965	1		Harry Schuh, T		Oakland Raiders/AFL
	4		Doug Woodlief, LB		San Diego Chargers/AFL
	4		Ollie Cordill, B		Houston Oilers/AFL
	5		Doug Woodlief, LB		Los Angeles Rams
	11		Ollie Cordill, B		Cleveland Browns
1964	5		Chuck Brooks, E		St. Louis Cardinals
	13		Russ Vollmer, QB		Minnesota Vikings
	14		Chuck Brooks, E		New York Jets/AFL
	17		John Evans, T		St. Louis Cardinals
	18		Bill Scott, G		New York Jets/AFL
	23		John Evans, T		Buffalo Bills/AFL
1963	4		John Griffin, B		Los Angeles Rams
	8		John Griffin, B		Denver Broncos/AFL
	16		Dick Quast, G		Baltimore Colts
	16		Charlie Killett, B		New York Giants
	27		Dick Quast, G		Buffalo Bills/AFL
	29		Charlie Killett, B		Buffalo Bills/AFL
1962	2		Bill Hudson, T		San Diego Chargers/AFL
	10		Fred Moore, T		Baltimore Colts
	15		Fred Moore, T		San Diego Chargers/AFL
	16		Dennis Biodrowski, E		Cleveland Browns
	18		Dennis Biodrowski, E		San Diego Chargers/AFL
1961	3		James Earl Wright, QB		Philadelphia Eagles
	12		Don Coffey, E		San Francisco 49ers
	14		James Earl Wright, QB		Boston Patriots/AFL
	25		Don Coffey, E		Los Angeles Chargers/AFL
1958	25		Hal Devine, T		Philadelphia Eagles
	26		Robert Lyles, B		Chicago Bears
1957	11		Andy Nelson, QB		Baltimore Colts
	14		Bob Schmidt, B		Chicago Bears
1956	22		Joe Billings, T		Chicago Bears
1954	24		Will Renfro, E		Washington Redskins
1953	22		Wayne Wood, T		Chicago Bears
1951	16		Bill Robertson, E		Los Angeles Rams

TIGERS IN THE SUPER BOWL

I DAVID HATHCOCK (Green Bay Packers, 1966); **III HARRY SCHUH** (Oakland Raiders, 1968); **VII & VIII CHARLIE BABB** (Miami Dolphins, 1973 & 1974); **XIV EDDIE HILL** (Los Angeles Rams, 1980); **XV KEN DUNEK** (Philadelphia Eagles, 1981); **XVIII RICK ACKERMAN** (Oakland Raiders, 1984); **XVIII STANLEY ADAMS** (Oakland Raiders, 1984); **XVIII EDDIE HILL** (Miami Dolphins, 1984); **XXVIII RUSSELL COPELAND** (Buffalo Bills, 1994); **XXIX TIM HARRIS** (San Francisco 49ers, 1995); **XXXIV Isaac Bruce** (St. Louis Rams, 2000); **XXXVIII Reggie Howard** (Carolina Panthers, 2004); **XXXIX Artis Hicks** (Philadelphia Eagles, 2005).

Babb, Ackerman, Hathcock, Harris, Adams and Bruce are the only Tigers with Super Bowl Championship Rings.

Photo: Chris Graythen



Defensive back Mike McKenzie (1996-98) played in 15 games with New Orleans in 2005.

TIGERS



SERIES RECORD

OPPONENT	FIRST GAME	LAST GAME	W	L	T
ABILENE CHRISTIAN	1954	1961	3	0	1
AKRON	2005	2005	1	0	0
ALABAMA	1958	1991	1	7	0
ARKANSAS	1992	1998	3	2	0
ARKANSAS COLLEGE	1922	1932	2	2	0
ARKANSAS MONTICELLO	1938	1938	1	0	0
ARKANSAS STATE	1914	2004	27	20	5
ARKANSAS TECH	1956	1957	2	0	0
ARMY	1985	2002	4	1	0
ATHENS COLLEGE	1948	1948	1	0	0
AUBURN	1975	1976	2	0	0
AUSTIN PEAY	1937	1957	6	0	0
BETHEL COLLEGE (Tenn.)	1922	1933	6	4	2
BOLTON COLLEGE	1912	1914	2	0	0
CARUTHERSVILLE JC (Mo.)	1929	1931	2	0	1
CENTENARY	1947	1947	1	0	0
CENTRAL ARKANSAS	1920	1936	1	2	1
CINCINNATI	1966	2004	18	12	0
CITADEL	1958	1962	2	1	0
COLORADO STATE	1974	1974	1	0	0
CUMBERLAND COLLEGE	1928	1938	2	1	0
DELTA STATE	1927	1949	9	4	1
DETROIT	1962	1962	1	0	0
DRAKE	1972	1972	0	1	0
EAST CAROLINA	1990	2005	6	8	0
EAST CENTRAL OKLAHOMA	1951	1951	1	0	0
EAST TENNESSEE STATE	1956	1957	2	0	0
FLORIDA	1988	1989	1	1	0
FLORIDA STATE	1959	1990	7	10	1
FREED-HARDEMAN	1933	1933	1	0	0
FURMAN	1961	1961	0	1	0
GEORGIA	1982	1984	0	2	0
GEORGIA TECH	1980	1982	1	2	0
HALL-MOODY	1924	1925	0	2	0
HARDIN-SIMMONS	1960	1961	2	0	0
HENDRIX COLLEGE	1923	1925	1	2	0
HOUSTON	1963	2005	9	9	0
JACKSONVILLE STATE (Ala.)	1937	1937	1	0	0
JONESBORO COLLEGE	1924	1930	4	0	1
KANSAS STATE	1949	1973	1	2	0
KENTUCKY	1953	1957	0	4	0
LAMBUTH COLLEGE	1926	1931	3	1	0
LITTLE ROCK COLLEGE	1920	1929	1	3	0
LIVINGSTON STATE	1941	1941	1	0	0
LOUISIANA COLLEGE	1936	1958	5	3	0
LOUISIANA-MONROE (formerly NE)	1979	2000	1	1	0
LOUISIANA TECH	1936	1959	5	5	0
LOUISVILLE	1948	2004	19	21	0
McNEESE STATE	1964	1965	2	0	0
MARSHALL	2005	2005	1	0	0
MAYFIELD COLLEGE	1927	1928	2	0	0
MIAMI (FL)	1969	1996	1	2	0
MICHIGAN	1995	1995	0	1	0
MICHIGAN STATE	1997	1997	0	1	0
MIDDLE TENNESSEE STATE	1925	1954	7	12	1
MILLSAPS	1930	1941	2	2	0
MINNESOTA	1997	1998	0	2	0
MISSISSIPPI	1921	2005	10	43	2
MISSISSIPPI STATE	1951	2003	10	32	0
MISSOURI	1991	1999	1	2	0
MISSOURI-ROLLA (Mines)	1947	1948	1	1	0
MURRAY STATE	1924	2002	10	9	3
NORTH CAROLINA	1983	1984	0	2	0
NEW MEXICO	1986	1986	0	1	0
NORTH TEXAS STATE	1952	1980	15	4	0
QUACHITA	1942	1942	0	1	0
RHODES (formerly Southwestern)	1922	1941	2	6	0
SAN JOSE STATE	1971	1971	1	0	0
SMU	1976	1976	1	0	0

OPPONENT	FIRST GAME	LAST GAME	W	L	T
SOUTH CAROLINA	1963	1972	2	2	0
SOUTHEASTERN LOUISIANA	1942	1953	1	2	0
SOUTHEAST MISSOURI ST	1929	1934	2	1	2
SOUTHERN CALIFORNIA	1991	1991	1	0	0
SOUTHERN MISS	1935	2005	19	36	1
SOUTHWESTERN LOUISIANA	1950	1996	9	4	0
SPRINGFIELD STATE	1923	1942	1	1	0
STEPHEN F. AUSTIN	1959	1959	1	0	0
SUNFLOWER JC	1929	1934	2	0	0
TAMPA	1948	1964	3	0	0
TENNESSEE	1968	2005	1	19	0
TENNESSEE-CHATTANOOGA	1942	2005	11	5	0
TENNESSEE JC (MARTIN)	1929	1932	3	0	0
TENNESSEE TECH	1931	2003	10	7	4
TEXAS A&M	1978	1979	0	2	0
TEXAS-ARLINGTON	1960	1962	2	0	0
TCU	2002	2002	0	1	0
TRINITY	1955	1956	0	2	0
TROY STATE	1937	1941	4	1	0
TULANE	1954	2004	14	11	1
TULSA	1961	2005	14	7	0
UAB	1997	2005	2	6	0
UCF	1990	2005	1	1	0
USF	2001	2004	2	2	0
UNION UNIVERSITY	1916	1950	9	13	0
UTAH STATE	1965	1977	4	3	0
UTEP	2005	2005	1	0	0
VANDERBILT	1950	1989	5	7	0
VMI	1960	1960	1	0	0
VIRGINIA TECH	1970	1985	3	3	0
WAKE FOREST	1964	1967	2	2	0
WASHINGTON UNIV. (Mo.)	1949	1950	2	0	0
WEST TEXAS STATE	1963	1971	6	0	0
WESTERN KENTUCKY	1933	1956	2	2	1
WICHITA STATE	1968	1980	10	0	0

104 MAJOR OPPONENTS: 391-399-28

NON-COLLEGIATE SERIES SCORES

OPPONENT	FIRST GAME	LAST GAME	W	L	T
BLYTHEVILLE HIGH (Ark.)	1922	1922	0	0	1
CASTLE HGTS. MILITARY INST.	1918	1918	0	1	0
CENTRAL HIGH (Memphis)	1913	1919	1	6	0
CENTRAL-MUS ALL-STARS	1918	1918	0	1	0
CHRISTIAN BROTHERS	1914	1922	3	2	0
NATIONAL GUARD	1915	1915	1	0	0
FORD KILVINGTON	1921	1921	1	0	0
HAYWOOD COUNTY HIGH	1915	1921	2	0	1
JACKSON HIGH (Tenn.)	1914	1917	2	1	0
McKENZIE-McTYIERE	1919	1919	0	1	0
MISSISSIPPI HEIGHTS	1923	1924	1	1	0
MISSISSIPPI RESERVES	1914	1914	0	1	0
MEMPHIS UNIV. SCHOOL	1912	1922	1	6	1
NATTIC (Navy Millington)	1947	1950	2	2	0
OSCEOLA (AR) ATHLET. CLUB	1914	1914	1	0	0
PARAGOULD HIGH (Ark.)	1920	1920	0	1	0
PENSACOLA NAVY (Fla.)	1947	1949	2	0	0
QUANTICO MARINES	1965	1966	1	1	0
SOMERVILLE HIGH (Tenn.)	1913	1916	4	0	0
TECH HIGH (Memphis)	1921	1921	1	0	0
TENNESSEE DOCTORS (Memphis)	1923	1926	0	3	0
TENNESSEE RESERVES	1921	1921	0	0	1
TUPELO (Miss.) MILITARY INST	1922	1922	1	0	0
VOCATIONAL HIGH (Memphis)	1919	1919	1	0	0
WILSON HIGH (Ark.)	1921	1921	1	0	0
TOTALS			26	27	4

ALL-TIME RECORD: 417-426-32



MEMPHIS

TIGERS ALL-TIME

ABILENE CHRISTIAN
(UM leads 3-0-1)

1954	T, 6-6	at Memphis
1959	UM, 13-0	at Memphis
1960	UM, 55-6	at Memphis
1961	UM, 35-0	at Memphis

AKRON
(UM leads 1-0-0)

2005	W, 38-31	at Detroit
------	----------	------------

ALABAMA
(UA leads 7-1-0)

1958	UA, 14-0	at Tuscaloosa
1959	UA, 14-7	at Tuscaloosa
1983	UA, 44-13	at Tuscaloosa
1985	UA, 28-9	at Memphis
1986	UA, 37-0	at Tuscaloosa
1987	UM, 13-10	at Memphis
1989	UA, 35-7	at Birmingham
1991	UA, 10-7	at Memphis

ARKANSAS
(UM leads 3-2-0)

1992	UM, 22-6	at Memphis
1993	UM, 6-0	at Little Rock
1994	UM, 16-15	at Memphis
1995	UA, 27-20	at Little Rock
1998	UA, 23-9	at Memphis

ARKANSAS COLLEGE
(Tied 2-2-0)

1922	AC, 13-0	at Batesville
1924	AC, 49-0	at Batesville
1932	UM, 20-0	at Batesville
1933	UM, 18-6	at Batesville

ARKANSAS-MONTICELLO
(UM leads 1-0-0)

1938	UM, 50-0	at Memphis
------	----------	------------

ARKANSAS STATE
(UM leads 27-20-5)

1914	ASU, 18-6	at Jonesboro
1915	ASU, 41-0	at Jonesboro
1916	ASU, 27-0	at Jonesboro
1917	ASU, 19-0	at Jonesboro
1918	UM, 30-6	at Jonesboro
1919	ASU, 6-0	at Jonesboro
1920	ASU, 13-0	at Jonesboro
1921	ASU, 19-0	at Jonesboro
1922	UM, 68-0	at Memphis
1923	UM, 6-0	at Jonesboro
1925	ASU, 19-0	at Jonesboro
1926	ASU, 7-0	at Memphis
1927	ASU, 9-6	at Memphis
1928	UM, 19-14	at Memphis
1929	UM, 6-0	at Jonesboro
1930	ASU, 13-6	at Memphis
1931	ASU, 14-6	at Jonesboro
1932	ASU, 12-6	at Memphis
1933	T, 0-0	at Jonesboro
1934	UM, 18-0	at Memphis
1935	ASU, 18-0	at Jonesboro
1938	UM, 38-2	at Jonesboro
1939	ASU, 7-6	at Memphis
1947	T, 19-19	at Memphis
1948	UM, 34-13	at Memphis
1949	UM, 61-7	at Jonesboro
1950	UM, 60-7	at Memphis
1953	ASU, 20-0	at Memphis
1954	UM, 26-7	at Memphis
1955	ASU, 21-20	at Memphis
1956	UM, 34-0	at Memphis
1957	UM, 34-0	at Memphis
1975	ASU, 29-10	at Memphis
1980	UM, 24-3	at Memphis
1982	UM, 12-0	at Memphis
1983	T, 14-14	at Memphis
1984	UM, 17-2	at Memphis
1986	ASU, 30-10	at Memphis
1987	T, 21-21	at Memphis
1988	UM, 9-7	at Memphis
1989	ASU, 17-13	at Memphis
1990	T, 24-24	at Memphis
1991	UM, 31-21	at Memphis
1992	UM, 37-7	at Memphis
1993	UM, 45-3	at Memphis
1994	UM, 15-6	at Memphis

1997	UM, 38-9	at Memphis
1998	UM, 35-19	at Memphis
1999	UM, 31-26	at Memphis
2000	UM, 19-17	at Jonesboro
2003	UM, 38-16	at Memphis
2004	UM, 47-35	at Jonesboro

ARKANSAS TECH
(UM leads 2-0-0)

1956	UM, 32-21	at Memphis
1957	UM, 20-6	at Memphis

ARMY
(UM leads 4-1-0)

1985	Army, 49-7	at West Point
1999	UM, 14-10	at Memphis
2000	UM, 26-16	at West Point
2001	UM, 42-10	at Memphis
2002	UM, 38-10	at Memphis

ATHENS COLLEGE
(UM leads 1-0-0)

1948	UM, 45-0	at Athens
------	----------	-----------

AUBURN
(UM leads 2-0-0)

1975	UM, 31-20	at Auburn
1976	UM, 28-27	at Memphis

AUSTIN PEAY STATE
(UM leads 6-0-0)

1937	UM, 26-0	at Memphis
1940	UM, 40-0	at Memphis
1941	UM, 26-0	at Clarksville
1947	UM, 40-0	at Memphis
1956	UM, 42-19	at Memphis
1957	UM, 41-0	at Memphis

BETHEL COLLEGE
(UM leads 6-4-2)

1922	UM, 26-0	at McKenzie
1923	UM, 12-0	at Memphis
1924	BC, 6-0	at McKenzie
1925	BC, 7-0	at McKenzie
1926	BC, 13-0	at Memphis
1927	UM, 27-13	at Memphis
1928	T, 0-0	at Memphis
1929	UM, 10-0	at McKenzie
1930	UM, 20-0	at Memphis
1931	T, 0-0	at McKenzie
1932	BC, 6-0	at Memphis
1933	UM, 20-13	at McKenzie

BOWLING GREEN STATE
(BGSU leads 1-0-0)

2004	BGSU, 52-35	at Mobile, Ala.
------	-------------	-----------------

CARUTHERSVILLE JC
(UM leads 2-0-1)

1929	UM, 26-0	at Memphis
1930	UM, 25-13	at Memphis
1931	T, 0-0	at Caruthersville

CENTENARY COLLEGE
(UM leads 1-0-0)

1947	UM, 26-7	at Memphis
------	----------	------------

CENTRAL ARKANSAS
(CA leads 2-1-1)

1922	T, 0-0	at Conway
1923	UM, 14-7	at Conway
1935	CA, 19-0	at Memphis
1936	CA, 54-0	at Conway

CINCINNATI
(UM leads 18-12-0)

1966	UM, 26-14	at Memphis
1967	UM, 17-0	at Memphis
1969	UM, 52-6	at Cincinnati
1970	UM, 14-10	at Memphis
1971	UM, 45-21	at Cincinnati
1972	UM, 29-24	at Memphis
1973	UM, 17-13	at Cincinnati
1974	UM, 13-7	at Memphis
1975	UC, 13-3	at Cincinnati
1978	UC, 34-14	at Memphis
1979	UM, 23-17	at Memphis
1980	UC, 14-10	at Cincinnati
1981	UC, 38-7	at Cincinnati
1982	UC, 16-7	at Memphis
1983	UM, 43-10	at Cincinnati

1984	UM, 47-7	at Memphis
1989	UM, 34-17	at Cincinnati
1992	UM, 34-14	at Memphis
1993	UC, 23-20	at Cincinnati
1994	UM, 26-3	at Memphis
1995	UC, 28-3	at Cincinnati
1996	UM, 18-16	at Memphis
1997	UC, 20-17	at Cincinnati
1998	UM, 41-23	at Memphis
1999	UM, 21-13	at Cincinnati
2000	UC, 10-13(ot)	at Memphis
2001	UC, 36-34	at Memphis
2002	UC, 48-10	at Cincinnati
2003	UM, 21-16	at Memphis
2004	UC, 49-10	at Cincinnati

THE CITADEL
(UM leads 2-1-0)

1958	TC, 28-26	at Memphis
1961	UM, 40-0	at Memphis
1962	UM, 60-13	at Charleston

COLORADO STATE
(UM leads 1-0-0)

1974	UM, 20-18	at Ft. Collins
------	-----------	----------------

CUMBERLAND COLLEGE
(UM leads 2-1-0)

1928	CC, 6-0	at Lebanon
1929	UM, 12-6	at Memphis
1938	UM, 68-0	at Memphis

DELTA STATE
(UM leads 9-4-1)

1927	UM, 21-0	at Memphis
1928	UM, 12-0	at Cleveland
1929	T, 0-0	at Memphis
1930	DSU, 7-0	at Cleveland
1931	DSU, 32-6	at Memphis
1932	UM, 13-0	at Cleveland
1935	UM, 30-0	at Memphis
1936	DSU, 33-7	at Cleveland
1937	DSU, 19-14	at Memphis
1938	UM, 8-0	at Cleveland
1939	UM, 7-0	at Memphis
1940	UM, 7-0	at Cleveland
1941	UM, 23-7	at Memphis
1949	UM, 47-0	at Memphis

DETROIT
(UM leads 1-0-0)

1962	UM, 33-8	at Memphis
------	----------	------------

DRAKE
(DU leads 1-0-0)

1972	DU, 23-7	at Memphis
------	----------	------------

EAST CAROLINA
(ECU leads 8-6-0)

1990	ECU, 24-17	at Memphis
1991	ECU, 20-13	at Greenville
1992	UM, 42-7	at Memphis
1993	UM, 34-7	at Greenville
1994	ECU, 30-6	at Memphis
1995	ECU, 31-17	at Greenville
1996	ECU, 20-10	at Memphis
1997	ECU, 32-10	at Greenville
1998	ECU, 34-31	at Memphis
2000	UM, 17-10	at Memphis
2001	ECU, 32-11	at Greenville
2003	UM, 41-24	at Memphis
2004	UM, 38-35	at Greenville
2005	UM, 27-24	at Memphis

EAST CENTRAL OKLAHOMA
(UM leads 1-0-0)

1951	UM, 61-0	at Memphis
------	----------	------------

EAST TENNESSEE STATE
(UM leads 2-0-0)

1956	UM, 32-12	at Johnson City
1957	UM, 24-7	at Memphis

FLORIDA
(Tied 1-1-0)

1988	UM, 17-11	at Gainesville
1989	UF, 38-13	at Memphis

FLORIDA STATE
(FSU leads 10-7-1)

1959	UM, 16-6	at Memphis
1967	FSU, 26-7	at Memphis
1968	FSU, 20-10	at Tallahassee
1969	UM, 28-26	at Tallahassee

1970	UM, 16-12	at Memphis
1973	UM, 13-10	at Tallahassee
1974	UM, 42-14	at Memphis
1975	UM, 17-14	at Tallahassee
1976	UM, 21-12	at Memphis
1977	FSU, 30-9	at Tallahassee
1979	FSU, 66-17	at Tallahassee
1980	FSU, 24-3	at Memphis
1981	FSU, 10-5	at Tallahassee
1984	T, 17-17	at Memphis
1985	FSU, 19-10	at Tallahassee
1987	FSU, 41-24	at Tallahassee
1989	FSU, 57-20	at Tallahassee
1990	FSU, 35-3	at Orlando

FREED-HARDEMAN
(UM leads 1-0-0)

1933	UM, 51-0	at Memphis
------	----------	------------

FURMAN
(FU leads 1-0-0)

1961	FU, 7-6	at Memphis
------	---------	------------

GEORGIA
(UG leads 2-0-0)

1982	UG, 34-3	at Athens
1984	UG, 13-3	at Memphis

GEORGIA TECH
(GT leads 2-1-0)

1980	GT, 17-8	at Atlanta
1981	UM, 28-15	at Atlanta
1982	GT, 24-20	at Memphis

HALL-MOODY
(HM leads 2-0-0)

1924	HM, 26-0	at Memphis
1925	HM, 15-6	at Memphis

HARDIN-SIMMONS
(UM leads 2-0-0)

1960	UM, 42-6	at Memphis
1961	UM, 56-0	at Memphis

HENDRIX COLLEGE
(HC leads 2-1-0)

1923	UM, 9-6	at Conway
1924	HC, 51-0	at Conway
1925	HC, 54-6	at Conway

HOUSTON
(Tied 9-9-0)

1963	UM, 29-6	at Memphis
1966	UM, 14-13	at Houston
1967	UH, 35-18	at Houston
1968	UH, 27-7	at Memphis
1971	UH, 35-7	at Memphis
1973	UH, 35-21	at Houston
1974	UH, 13-10	at Houston
1975	UM, 14-7	at Memphis
1978	UM, 17-3	at Memphis
1996	UH, 37-20	at Houston
1997	UM, 24-3	at Memphis
1998	UH, 35-14	at Houston
2000	UH, 30-33(3ot)	at Memphis
2001	UM, 52-33	at Houston
2002	UH, 26-21	at Memphis
2003	UM, 45-14	at Houston
2004	UM, 41-14	at Memphis
2005	UM, 35-20	at Houston

JACKSONVILLE ST.
(UM leads 1-0-0)

1937	UM, 46-0	at Memphis
------	----------	------------

JONESBORO COLLEGE
(UM leads 4-0-1)

1924	UM, 33-6	at Memphis
1925	T, 0-0	at Jonesboro
1926	UM, 19-0	at Jonesboro
1927	UM, 48-0	at Memphis
1930	UM, 73-0	at Memphis

KANSAS STATE
(KSU leads 2-1-0)

1949	UM, 21-14	at Memphis
1971	KSU, 28-21	at Memphis
1973	KSU, 21-16	at Manhattan

KENTUCKY
(UK leads 4-0-0)

1953	UK, 20-7	at Lexington
1954	UK, 33-7	at Lexington
1955	UK, 41-7	at Lexington
1957	UK, 53-7	at Lexington

TIGERS



LAMBUTH COLLEGE

(UM leads 3-1-0)
 1926 LC, 7-0 at Jackson
 1927 UM, 20-7 at Memphis
 1930 UM, 14-6 at Jackson
 1931 UM, 13-0 at Memphis

LITTLE ROCK COLLEGE

(LR leads 3-1-0)
 1920 LRC, 41-0 at Little Rock
 1923 LRC, 3-0 at Little Rock
 1926 LRC, 48-14 at Little Rock
 1929 UM, 32-6 at Memphis

LIVINGSTON STATE

(UM leads 1-0-0)
 1941 UM, 38-0 at Memphis

LOUISIANA COLLEGE

(UM leads 5-3-0)
 1936 LC, 12-0 at Memphis
 1937 LC, 7-0 at Pineville
 1938 UM, 14-6 at Memphis
 1939 LC, 1916 at Pineville
 1940 UM, 26-13 at Memphis
 1949 UM, 27-0 at Memphis
 1950 UM, 25-12 at Pineville
 1958 UM, 27-14 at Memphis

LOUISIANA-MONROE

(Tied 1-1-0)
 1979 ULM, 21-20 at Memphis
 2000 UM, 28-0 at Memphis

LOUISIANA TECH

(Tied 5-5-0)
 1936 LTU, 46-0 at Ruston
 1942 LTU, 33-7 at Memphis
 1948 LTU, 20-14 at Ruston
 1950 UM, 6-0 at Memphis
 1951 UM, 26-14 at Memphis
 1952 LTU, 26-7 at Ruston
 1953 UM, 13-7 at Memphis
 1957 UM, 17-7 at Ruston
 1958 UM, 26-12 at Memphis
 1959 LTU, 10-8 at Ruston

LOUISVILLE

(UL leads 21-19-0)
 1948 UM, 13-7 at Memphis
 1952 UM, 29-25 at Memphis
 1961 UM, 28-13 at Louisville
 1962 UM, 49-0 at Memphis
 1963 UM, 25-0 at Louisville
 1964 UM, 34-0 at Memphis
 1968 UM, 44-14 at Louisville
 1969 UM, 69-19 at Memphis
 1970 UL, 40-27 at Louisville
 1971 UL, 26-20 at Memphis
 1972 UL, 17-0 at Louisville
 1973 UM, 28-21 at Memphis
 1974 UM, 16-10 at Louisville
 1975 UM, 41-7 at Memphis
 1976 UM, 26-14 at Louisville
 1977 UL, 14-13 at Memphis
 1978 UM, 29-22 at Louisville
 1979 UM, 10-6 at Memphis
 1980 UL, 38-14 at Louisville
 1981 UL, 14-7 at Memphis
 1982 UL, 38-19 at Memphis
 1983 UM, 45-7 at Louisville
 1986 UL, 34-8 at Louisville
 1987 UM, 43-8 at Memphis
 1988 UL, 29-18 at Louisville
 1989 UL, 40-10 at Memphis
 1990 UL, 19-17 at Louisville
 1991 UM, 35-7 at Memphis
 1992 UL, 16-15 at Louisville
 1993 UL, 54-28 at Memphis
 1994 UL, 10-6 at Louisville
 1995 UL, 17-7 at Memphis
 1996 UL, 13-10 at Louisville
 1997 UM, 21-20 at Memphis
 1998 UL, 35-32 at Louisville
 1999 UL, 32-31 at Memphis
 2001 UL, 38-21 at Louisville
 2002 UL, 38-32 at Memphis
 2003 UM, 37-7 at Louisville
 2004 UL, 50-49 at Memphis

MARSHALL

(UM leads 1-0-0)
 2005 W, 26-3 at Memphis

MAYFIELD COLLEGE

(UM leads 2-0-0)
 1927 UM, 7-0 at Memphis
 1928 UM, 34-0 at Mayfield

MCNEESE STATE

(UM leads 2-0-0)
 1964 UM, 23-0 at Memphis
 1965 UM, 28-0 at Lake Charles

MIAMI (FL)

(Miami leads 2-1-0)
 1969 UM, 26-13 at Memphis
 1993 Miami, 41-17 at Miami
 1996 Miami, 30-7 at Memphis

MICHIGAN

(Michigan leads 1-0-0)
 1995 Mich., 24-7 at Ann Arbor

MICHIGAN STATE

(MS leads 1-0-0)
 1997 MSU, 51-21 at East Lansing

MIDDLE TENNESSEE STATE

(MTSU leads 12-7-1)
 1925 MTSU, 57-7 at Murfreesboro
 1926 MTSU, 27-0 at Memphis
 1927 MTSU, 47-7 at Murfreesboro
 1928 T, 13-13 at Memphis
 1931 MTSU, 15-0 at Murfreesboro
 1932 MTSU, 6-0 at Memphis
 1933 UM, 20-6 at Murfreesboro
 1934 UM, 18-0 at Memphis
 1935 MTSU, 35-0 at Murfreesboro
 1936 MTSU, 19-0 at Memphis
 1937 MTSU, 20-6 at Murfreesboro
 1938 UM, 25-7 at Memphis
 1939 UM, 25-6 at Murfreesboro
 1940 UM, 14-7 at Memphis
 1941 MTSU, 13-12 at Murfreesboro
 1942 MTSU, 21-13 at Memphis
 1947 MTSU, 20-0 at Murfreesboro
 1948 UM, 13-0 at Memphis
 1953 MTSU, 26-20 at Murfreesboro
 1954 UM, 27-7 at Memphis

MILLSAPS COLLEGE

(Tied 2-2-0)
 1930 MC, 40-0 at Jackson
 1938 UM, 19-0 at Memphis
 1939 MC, 2-0 at Memphis
 1941 UM, 21-6 at Memphis

MINNESOTA

(Minnesota leads 2-0-0)
 1997 Minn., 20-17 at Memphis
 1998 Minn., 41-14 at Minneapolis

MISSISSIPPI

(Ole Miss leads 43-10-2)
 1921 OM, 82-0 at Oxford
 1934 OM, 44-0 at Oxford
 1935 OM, 92-0 at Oxford
 1939 OM, 46-7 at Oxford
 1940 OM, 38-7 at Oxford
 1942 OM, 48-0 at Oxford
 1949 OM, 40-7 at Memphis
 1950 OM, 39-7 at Memphis
 1951 OM, 32-0 at Memphis
 1952 OM, 54-6 at Memphis
 1954 OM, 51-0 at Memphis
 1955 OM, 39-6 at Memphis
 1956 OM, 26-0 at Memphis
 1958 OM, 17-0 at Memphis
 1959 OM, 43-0 at Oxford
 1960 OM, 31-20 at Memphis
 1962 OM, 21-7 at Memphis
 1963 T, 0-0 at Memphis
 1964 OM, 30-0 at Oxford
 1965 OM, 34-14 at Memphis
 1966 OM, 13-0 at Memphis
 1967 UM, 27-17 at Memphis
 1968 OM, 21-7 at Memphis
 1969 OM, 28-3 at Oxford
 1970 OM, 47-13 at Memphis
 1971 OM, 49-21 at Memphis
 1972 OM, 34-29 at Memphis
 1973 UM, 17-13 at Jackson
 1974 UM, 15-7 at Memphis
 1976 UM, 21-16 at Memphis
 1977 OM, 7-3 at Jackson
 1978 OM, 14-7 at Jackson

1979 OM, 38-34 at Memphis
 1980 OM, 61-7 at Oxford
 1981 OM, 7-3 at Memphis
 1982 OM, 27-10 at Oxford
 1983 UM, 37-17 at Memphis
 1984 OM, 22-6 at Oxford
 1985 T, 17-17 at Memphis
 1986 OM, 28-6 at Jackson
 1987 UM, 16-10 at Memphis
 1988 OM, 24-6 at Jackson
 1989 OM, 20-13 at Memphis
 1990 OM, 23-21 at Oxford
 1991 OM, 10-0 at Memphis
 1992 OM, 17-12 at Oxford
 1993 UM, 19-3 at Memphis
 1994 UM, 17-16 at Oxford
 1995 OM, 34-3 at Memphis
 1998 OM, 30-10 at Oxford
 1999 OM, 3-0 at Memphis
 2002 OM, 38-16 at Memphis
 2003 UM, 44-34 at Memphis
 2004 UM, 20-13 at Oxford
 2005 OM, 10-6 at Memphis

MISSISSIPPI STATE

(Mississippi State leads 32-10-0)
 1951 MSU, 27-20 at Memphis
 1953 MSU, 34-6 at Memphis
 1954 MSU, 27-7 at Starkville
 1955 MSU, 33-0 at Starkville
 1957 MSU, 10-6 at Starkville
 1958 MSU, 28-6 at Starkville
 1959 MSU, 28-23 at Starkville
 1960 MSU, 21-0 at Starkville
 1961 MSU, 23-16 at Memphis
 1962 UM, 28-7 at Starkville
 1963 UM, 17-10 at Memphis
 1965 UM, 33-13 at Memphis
 1974 MSU, 29-28 at Memphis
 1975 MSU, 17-7 at Memphis
 1976 MSU, 42-33 at Memphis
 1977 UM, 21-13 at Memphis
 1978 MSU, 44-14 at Memphis
 1979 UM, 14-13 at Jackson
 1980 MSU, 34-7 at Memphis
 1981 MSU, 20-3 at Jackson
 1982 MSU, 41-17 at Memphis
 1983 UM, 30-13 at Starkville
 1984 UM, 23-12 at Memphis
 1985 MSU, 31-28 at Starkville
 1986 MSU, 34-17 at Memphis
 1987 MSU, 9-6 at Starkville
 1988 UM, 31-10 at Memphis
 1989 MSU, 35-10 at Starkville
 1990 MSU, 27-23 at Memphis
 1991 UM, 28-23 at Starkville
 1992 MSU, 20-16 at Memphis
 1993 UM, 45-35 at Starkville
 1994 MSU, 17-6 at Memphis
 1995 MSU, 28-18 at Starkville
 1996 MSU, 31-10 at Memphis
 1997 MSU, 13-10 at Starkville
 1998 MSU, 14-6 at Memphis
 1999 MSU, 13-10 at Starkville
 2000 MSU, 3-17 at Memphis
 2001 MSU, 30-10 at Starkville
 2002 MSU, 27-19 at Memphis
 2003 MSU, 35-27 at Starkville

MISSOURI

(MO leads 2-1-0)
 1991 Mo., 31-21 at Columbia
 1996 UM, 19-16 at Columbia
 1999 Mo., 27-17 at Memphis

MISSOURI-ROLLA

(Tied 1-1-0)
 1947 UM, 13-10 at Memphis
 1948 MR, 6-0 at Rolla

MURRAY STATE

(UM leads 10-9-3)
 1924 T, 0-0 at Murray
 1927 T, 14-14 at Murray
 1928 MSU, 40-0 at Memphis
 1929 UM, 27-13 at Murray
 1930 UM, 10-0 at Memphis
 1931 MSU, 28-2 at Murray
 1932 MSU, 6-2 at Memphis
 1936 MSU, 20-6 at Memphis
 1937 MSU, 19-0 at Murray
 1940 MSU, 35-6 at Murray

1941 MSU, 31-6 at Murray
 1942 UM, 21-0 at Memphis
 1947 MSU, 14-7 at Murray
 1948 MSU, 26-14 at Memphis
 1949 UM, 34-6 at Murray
 1950 UM, 23-6 at Murray
 1952 UM, 34-7 at Memphis
 1953 UM, 20-0 at Murray
 1954 UM, 34-6 at Memphis
 1955 UM, 20-7 at Murray
 1985 T, 14-14 at Memphis
 2002 UM, 52-6 at Memphis

NORTH CAROLINA

(NC leads 2-0-0)
 1983 UNC, 24-10 at Chapel Hill
 1984 UNC 30-27 at Memphis

NEW MEXICO

(UNM leads 1-0-0)
 1986 UNM, 20-13 at Memphis

NORTH TEXAS

(UM leads 16-4-0)
 1952 UNT, 38-14 at Memphis
 1960 UM, 44-0 at Denton
 1961 UM, 41-0 at Memphis
 1962 UM, 14-6 at Denton
 1963 UM, 21-0 at Memphis
 1965 UM, 28-0 at Denton
 1967 UM, 29-20 at Memphis
 1968 UM, 30-12 at Denton
 1969 UM, 15-13 at Memphis
 1970 UM, 28-7 at Denton
 1971 UM, 47-8 at Memphis
 1972 UM, 7-6 at Denton
 1973 UM, 24-3 at Memphis
 1974 UM, 41-0 at Denton
 1975 UM, 21-19 at Memphis
 1977 UNT, 20-19 at Memphis
 1978 UNT, 41-24 at Denton
 1979 UM, 22-0 at Memphis
 1980 UNT, 29-10 at Memphis
 2003 UM, 27-17 at New Orleans

QUACHITA

(QC leads 1-0-0)
 1942 QC, 32-7 at Memphis

RHODES (formerly Southwestern)

(Rhodes leads 6-2-0)
 1922 UM, 26-0 at Memphis
 1923 UM, 15-0 at Memphis
 1925 RC, 31-6 at Memphis
 1926 RC, 27-6 at Memphis
 1927 RC, 26-6 at Memphis
 1928 RC, 47-0 at Memphis
 1940 RC, 34-0 at Memphis
 1941 RC, 13-7 at Memphis

SAN JOSE STATE

(UM leads 1-0-0)
 1971 UM, 28-9 at Pasadena

SMU

(UM leads 1-0-0)
 1976 UM, 27-13 at Memphis

SOUTH CAROLINA

(Tied 2-2-0)
 1963 UM, 9-0 at Memphis
 1966 UM, 16-7 at Columbus
 1971 USC, 7-3 at Columbus
 1972 USC, 34-7 at Columbus

SOUTHEASTERN LOUISIANA

(SLU leads 2-1-0)
 1942 SLU, 38-14 at Hammond
 1952 SLU, 28-25 at Memphis
 1953 UM, 21-7 at Hammond

SE MISSOURI STATE

(UM leads 2-1-2)
 1929 T, 0-0 at Memphis
 1930 T, 0-0 at Cape Girardeau
 1932 UM, 7-0 at Cape Girardeau
 1933 UM, 18-0 at Memphis
 1934 SEMO, 6-0 at Cape Girardeau

SOUTHERN CALIFORNIA

(UM leads 1-0-0)
 1991 UM, 24-10 at Los Angeles

SOUTHERN MISS

(USM leads 36-19-1)



MEMPHIS

1935	USM, 12-0	at Memphis
1936	USM, 25-0	at Hattiesburg
1952	USM, 27-20	at Hattiesburg
1953	UM, 27-13	at Memphis
1954	USM, 34-21	at Hattiesburg
1955	USM, 34-14	at Memphis
1956	USM, 27-0	at Hattiesburg
1957	USM, 14-6	at Memphis
1958	USM, 24-22	at Hattiesburg
1959	UM, 21-6	at Memphis
1960	UM, 7-6	at Hattiesburg
1961	UM, 21-7	at Memphis
1962	UM, 8-6	at Memphis
1963	UM, 28-7	at Jackson
1964	USM, 20-14	at Memphis
	USM, 20-18	at Jackson
1965	USM, 21-16	at Jackson
1966	UM, 6-0	at Memphis
1967	UM, 24-8	at Jackson
1968	UM, 29-7	at Memphis
1969	UM, 37-7	at Memphis
1970	UM, 33-0	at Memphis
1971	UM, 27-12	at Memphis
1972	T, 14-14	at Jackson
1973	USM, 13-10	at Memphis
1974	USM, 6-0	at Memphis
1975	USM, 21-7	at Memphis
1976	USM, 14-12	at Hattiesburg
1977	UM, 42-14	at Memphis
1978	USM, 13-10	at Memphis
1979	USM, 22-0	at Hattiesburg
1981	USM, 10-0	at Memphis
1982	USM, 34-14	at Hattiesburg
1983	USM, 27-20	at Memphis
1984	UM, 23-13	at Hattiesburg
1985	USM, 14-7	at Memphis
1986	USM, 14-9	at Hattiesburg
1987	USM, 17-14	at Memphis
1988	USM, 34-27	at Hattiesburg
1989	USM, 31-7	at Memphis
1990	USM, 23-7	at Hattiesburg
1991	UM, 17-12	at Memphis
1992	USM, 23-21	at Hattiesburg
1993	UM, 20-9	at Memphis
1994	USM, 20-3	at Hattiesburg
1995	USM, 17-9	at Memphis
1996	USM, 16-0	at Hattiesburg
1997	USM, 42-18	at Memphis
1998	USM, 45-3	at Hattiesburg
1999	USM, 20-5	at Memphis
2000	USM, 24-3	at Hattiesburg
2001	UM, 22-17	at Memphis
2002	USM, 33-14	at Hattiesburg
2003	USM, 23-6	at Hattiesburg
2004	UM, 30-26	at Memphis
2005	UM, 24-22	at Hattiesburg

SOUTHWESTERN LOUISIANA

(UM leads 9-4-0)		
1950	UM, 20-0	at Memphis
1951	UM, 41-7	at Lafayette
1967	UM, 28-6	at Memphis
1973	UM, 41-6	at Lafayette
1984	UM, 20-7	at Lafayette
1985	UM, 37-6	at Lafayette
1986	USL, 26-10	at Memphis
1987	USL, 31-7	at Lafayette
1988	UM, 20-3	at Memphis
1990	UM, 20-6	at Memphis
1993	USL, 17-15	at Lafayette
1995	UM, 33-19	at Memphis
1996	USL, 13-9	at Lafayette

SPRINGFIELD STATE

(Tied 1-1-0)		
1923	SS, 20-0	at Springfield
1942	UM, 6-0	at Springfield

STEPHEN F. AUSTIN

(UM leads 1-0-0)		
1959	UM, 25-6	at Memphis

SUNFLOWER JC

(UM leads 2-0-0)		
1929	UM, 20-0	at Memphis
1934	UM, 33-0	at Memphis

TAMPA

(UM leads 3-0-0)		
1948	UM, 43-16	at Memphis
1949	UM, 70-6	at Tampa
1964	UM, 13-0	at Tampa

TENNESSEE

(UT leads 19-1-0)

1968	UT, 24-17	at Knoxville
1969	UT, 55-16	at Memphis
1972	UT, 38-7	at Memphis
1974	UT, 34-6	at Knoxville
1976	UT, 21-14	at Memphis
1977	UT, 27-14	at Knoxville
1981	UT, 28-9	at Memphis
1982	UT, 29-3	at Knoxville
1984	UT, 41-9	at Knoxville
1985	UT, 17-7	at Memphis
1986	UT, 33-3	at Knoxville
1988	UT, 38-25	at Memphis
1991	UT, 52-24	at Knoxville
1992	UT, 26-21	at Memphis
1994	UT, 24-13	at Knoxville
1996	UM, 21-17	at Memphis
1999	UT, 17-16	at Knoxville
2000	UT, 19-17	at Memphis
2001	UT, 49-28	at Knoxville
2005	UT, 20-16	at Knoxville

UT-CHATTANOOGA

(UM leads 11-5-0)		
1942	UTC, 44-19	at Chattanooga
1950	UM, 26-8	at Chattanooga
1951	UM, 13-0	at Memphis
1952	UTC, 23-6	at Chattanooga
1953	UM, 7-6	at Chattanooga
1955	UTC, 25-7	at Chattanooga
1956	UTC, 14-13	at Memphis
1957	UTC, 7-0	at Chattanooga
1958	UM, 22-7	at Memphis
1959	UM, 15-9	at Chattanooga
1960	UM, 42-0	at Memphis
1961	UM, 41-13	at Chattanooga
1963	UM, 13-0	at Memphis
2001	UM, 43-10	at Memphis
2004	UM, 52-21	at Memphis
2005	UM, 59-14	at Memphis

TENNESSEE JC (now UT-Martin)

(UM leads 3-0-0)		
1929	UM, 13-2	at Martin
1930	UM, 14-13	at Memphis
1932	UM, 6-0	at Memphis

TENNESSEE TECH

(UM leads 9-7-4)		
1931	TTU, 13-0	at Memphis
1932	TTU, 24-7	at Cookeville
1933	UM, 13-0	at Memphis
1934	T, 0-0	at Cookeville
1935	T, 0-0	at Memphis
1936	TTU, 25-0	at Cookeville
1937	TTU, 14-13	at Memphis
1938	UM, 26-13	at Cookeville
1939	TTU, 15-0	at Memphis
1940	TTU, 16-13	at Cookeville
1952	TTU, 35-0	at Cookeville
1953	UM, 14-7	at Memphis
1954	T, 25-25	at Cookeville
1955	UM, 20-12	at Memphis
1956	T, 14-14	at Cookeville
1957	UM, 40-7	at Memphis
1958	UM, 13-0	at Cookeville
1959	UM, 14-3	at Memphis
1960	UM, 37-6	at Cookeville
1962	UM, 12-6	at Memphis
2003	UM, 40-10	at Memphis

TEXAS A&M

(Texas A&M leads 2-0-0)		
1978	TAMU, 58-0	at College Station
1979	TAMU, 17-7	at Memphis

TEXAS-ARLINGTON

(UM leads 2-0-0)		
1960	UM, 35-0	at Memphis
1962	UM, 50-0	at Memphis

TCU

(TCU leads 1-0-0)		
2002	TCU, 27-20	at Ft. Worth

TRINITY COLLEGE

(TC leads 2-0-0)		
1955	TC, 6-0	at Memphis
1956	TC, 19-0	at San Antonio

TROY STATE

(UM leads 4-1-0)		
1937	TSU, 12-6	at Memphis
1938	UM, 20-6	at Memphis
1939	UM, 13-7	at Troy
1940	UM, 31-7	at Troy

1941	UM, 32-0	at Memphis
------	----------	------------

TULANE

(UM leads 14-11-1)		
1954	T, 13-13	at New Orleans
1976	UM, 14-7	at New Orleans
1977	UM, 27-9	at Memphis
1978	TU, 41-24	at New Orleans
1980	TU, 21-16	at New Orleans
1981	TU, 24-7	at Memphis
1982	TU, 17-10	at New Orleans
1983	UM, 28-25	at Memphis
1984	TU, 14-9	at New Orleans
1985	UM, 38-21	at Memphis
1986	TU, 15-6	at New Orleans
1987	UM, 45-36	at Memphis
1988	TU, 20-19	at New Orleans
1989	TU, 38-34	at New Orleans
1990	UM, 21-14	at Memphis
1992	UM, 62-20	at New Orleans
1994	UM, 13-0	at Memphis
1995	UM, 23-8	at New Orleans
1996	UM, 17-10	at Memphis
1997	TU, 26-14	at New Orleans
1998	TU, 41-31	at Memphis
1999	UM, 49-7	at New Orleans
2000	TU, 14-37	at New Orleans
2002	UM, 38-10	at Memphis
2003	UM, 41-9	at New Orleans
2004	UM, 49-24	at Memphis

TULSA

(UM leads 14-7-0)		
1961	UM, 48-12	at Tulsa
1963	UM, 28-15	at Tulsa
1964	TU, 19-7	at Tulsa
1965	TU, 32-28	at Tulsa
1966	UM, 6-0	at Memphis
1968	UM, 32-6	at Tulsa
1969	UM, 42-24	at Memphis
1970	TU, 27-12	at Tulsa
1972	UM, 49-21	at Memphis
1973	UM, 28-16	at Memphis
1975	UM, 16-14	at Tulsa
1976	TU, 16-14	at Tulsa
1987	UM, 14-0	at Tulsa
1988	UM, 26-20	at Memphis
1990	UM, 22-10	at Tulsa
1991	TU, 33-28	at Memphis
1992	UM, 30-25	at Tulsa
1993	TU, 23-19	at Memphis
1994	UM, 42-18	at Tulsa
1995	UM, 10-7	at Memphis
2005	TU, 37-31(ot)	at Tulsa

UAB

(UAB leads 6-2-0)		
1997	UM, 28-7	at Memphis
1999	UM, 38-14	at Birmingham
2000	UAB, 13-9	at Birmingham
2001	UAB, 17-14	at Memphis
2002	UAB, 31-17	at Birmingham
2003	UAB, 24-10	at Memphis
2004	UAB, 35-28	at Birmingham
2005	UAB, 37-20	at Memphis

UCF

(Tied 1-1-0)		
1990	UM, 37-28	at Memphis
2005	UCF, 38-17	at Orlando

UNION UNIVERSITY

(UU leads 13-10-0)		
1916	UU, 7-6	at Jackson
1917	UM, 14-6	at Jackson
1918	UM, 18-0	at Jackson
1919	UU, 7-0	at Jackson
1920	UU, 19-0	at Memphis
1921	UU, 28-7	at Jackson
1924	UU, 25-0	at Jackson
1925	UU, 50-13	at Jackson
1926	UU, 21-0	at Jackson
1933	UM, 7-0	at Jackson
1934	UU, 13-6	at Jackson
1935	UU, 33-0	at Memphis
1936	UU, 50-0	at Memphis
1937	UM, 13-2	at Jackson
1938	UM, 13-7	at Memphis
1939	UU, 13-12	at Jackson
1940	UU, 22-6	at Memphis
1941	UM, 7-6	at Jackson
1942	UU, 39-0	at Memphis
1947	UM, 21-0	at Jackson
1948	UM, 21-0	at Memphis
1949	UM, 35-0	at Jackson

1950	UM, 64-0	at Memphis
------	----------	------------

USF

(Tied 2-2-0)		
2001	UM, 17-9	at Memphis
2002	USF, 31-28	at Tampa
2003	USF, 21-16	at Memphis
2004	UM, 31-15	at Tampa

UTAH STATE

(UM leads 4-3-0)		
1965	UM, 7-0	at Memphis
1967	USU, 28-14	at Logan
1969	UM, 40-0	at Logan
1970	USU, 15-12	at Memphis
1971	USU, 7-6	at Logan
1972	UM, 38-29	at Memphis
1977	UM, 31-26	at Memphis

UTEP

(UM leads 1-0-0)		
2005	UM, 27-20	at Memphis

VANDERBILT

(VU leads 7-5-0)		
1950	VU, 29-13	at Memphis
1951	VU, 13-7	at Nashville
1978	UM, 35-14	at Memphis
1979	VU, 13-3	at Nashville
1980	VU, 14-10	at Memphis
1981	VU, 26-0	at Nashville
1982	VU, 24-14	at Memphis
1983	UM, 24-7	at Nashville
1986	UM, 22-21	at Nashville
1987	VU, 27-17	at Nashville
1988	UM, 28-9	at Memphis
1989	UM, 13-10	at Memphis

VMI

(UM leads 1-0-0)		
1960	UM, 21-8	at Memphis

VIRGINIA TECH

(Tied 3-3-0)		
1970	UM, 21-20	at Blacksburg
1973	UM, 49-16	at Memphis
1977	UM, 21-20	at Memphis
1981	VT, 17-13	at Blacksburg
1983	VT, 17-10	at Memphis
1985	VT, 31-10	at Blacksburg

WAKE FOREST

(Tied 2-2-0)		
1964	UM, 23-14	at Memphis
1965	WF, 21-20	at Memphis
1966	WF, 21-7	at Winston Salem
1967	UM, 42-10	at Memphis

WASHINGTON UNIVERSITY

(UM leads 2-0-0)		
1949	UM, 34-0	at St. Louis
1950	UM, 54-0	at Memphis

WEST TEXAS STATE

(UM leads 6-0-0)		
1963	UM, 29-14	at Canyon
1964	UM, 41-0	at Canyon
1965	UM, 27-12	at Memphis
1966	UM, 26-14	at Canyon
1968	UM, 42-21	at Memphis
1971	UM	

TIGERS



TIGER SCOREBOARD

1912		
Record: 1-2-1; Home: 1-2-1; Away: 0-0-0		
Coach: Clyde Wilson		
Captain: Victor Davis		

hT	0-0	Memphis Univ. School	Oct. 5
hW	13-0	Bolton Agricultural College	Oct. 26
hL	0-13	CBC	Nov. 8
hL	0-2	Memphis Univ. School	Nov. 16
13-15			

1913		
Record: 1-2-0; Home: 1-2-0; Away: 0-0-0		
Coach: Clyde Wilson		
Captain: Erroll Hay		

hL	0-67	Memphis Central High	Oct. 17
hL	6-19	Memphis Univ. School	Nov. 8
hW	13-0	Somerville High (TN)	Nov. 15
19-86			

1914		
Record: 3-5-0; Home: 1-2-0; Away: 2-3-0		
Coach: Clyde Wilson		
Captain: Erroll Hay		

aW	14-0	Osceola Athletic Club	Oct. 9
hL	0-19	Central High (TN)	Oct. 16
hL	0-9	CBC	Oct. 24
aL	6-18	Arkansas State	Oct. 27
aW	13-9	Bolton Agricultural College	Oct. 31
hW	26-0	Somerville High (TN)	Nov. 7
aL	0-31	Ole Miss Reserves	Nov. 20
aL	6-16	Jackson High (TN)	Nov. 25
65-102			

1915		
Record: 4-3-0; Home: 3-2-0; Away: 1-1-0		
Coach: Clyde Wilson & C.W. Culpepper		
Captain: Hugh Washburn		

aL	0-41	Arkansas State	Oct. 8
hW	75-0	Somerville High (TN)	Oct. 16
hL	0-59	Central High (TN)	Oct. 22
hW	53-18	Independents	Oct. 30
hL	0-14	Memphis Univ. School	Nov. 5
hW	45-0	First BTN TN Guard	Nov. 13
aW	13-7	Haywood High (TN)	Nov. 25
186-139			

1916		
Record: 2-3-1; Home: 2-1-0; Away: 0-2-1		
Coach: Tom Shea		
Captain: Hugh Washburn		

hW	115-0	Somerville High (TN)	Oct. 14
hW	24-0	Jackson High (TN)	Oct. 21
aT	7-7	Haywood High (TN)	Oct. 27
aL	6-7	Union University	Nov. 11
hL	0-49	Central High (TN)	Nov. 19
aL	0-27	Arkansas State	Nov. 30
152-90			

1917		
Record: 3-2-0; Home: 2-1-0; Away: 1-1-0		
Coach: V.M. 'Bic' Campbell		
Captain: Rollin Wilson		

aL	0-19	Arkansas State	Oct. 19
hW	14-3	Jackson High (TN)	Oct. 27
aW	14-6	Union University	Nov. 5
hW	20-6	Memphis Univ. School	Nov. 17
hL	0-33	Central High (TN)	Nov. 24
48-67			

1918		
Record: 2-4-0; Home: 0-4-0; Away: 2-0-0		
Coach: John Childerson		
Captain: Bethel Farnsworth		

hL	6-36	Castle Heights	Nov. 2
hL	0-11	Memphis Univ. School	Nov. 9
hL	0-30	Central High (TN)	Nov. 16
aW	18-0	Union University	Nov. 23
aW	37-6	Arkansas State	Nov. 28
hL	7-13	Central & MUS All-Stars	Dec. 7
68-96			

1919		
Record: 3-4-0; Home: 3-1-0; Away: 0-3-0		
Coach: V.M. 'Bic' Campbell & Bill Thweatt		
Captain: Baxter Crawford		

aL	0-7	Union University	Oct. 10
aL	0-6	Arkansas State	Oct. 17
hW	27-0	CBC	Nov. 1
hL	6-12	Memphis Univ. School	Nov. 8
hW	26-0	Central High (TN)	Nov. 15
hW	25-6	Vocational High (TN)	Nov. 21
aL	7-35	McTyeire Prep	Nov. 27
91-66			

1920		
Record: 0-5-0; Home: 0-1-0; Away: 0-4-0		
Coach: Elmore George		
Captain: Fred Grantham		

aL	0-13	Arkansas State	Oct. 11
hL	0-19	Union University	Oct. 23
aL	0-41	Little Rock College	Oct. 30
aL	0-35	Arkansas Normal	Nov. 1
aL	7-35	Paragould High (AR)	Nov. 11
7-143			

1921		
Record: 4-5-1; Home: 2-2-1; Away: 2-3-0		
Coach: Rollin Wilson		
Captain: Griff Dodds		

aL	0-82	Mississippi	Oct. 1
hL	0-32	Memphis Univ. School	Oct. 8
hW	20-0	Ford Kilvington	Oct. 15
aL	7-28	Union University	Oct. 28
hW	13-6	Memphis Tech High	Nov. 4
aL	0-19	Arkansas State	Nov. 11
hL	13-25	CBC	Nov. 18
aW	14-0	Wilson High (AR)	Nov. 21
aW	12-7	Haywood High (TN)	Nov. 24
hT	7-7	Tennessee Reserves	Nov. 26
86-206			

1922		
Record: 5-2-3; Home: 4-1-0; Away: 1-1-3		
Coach: Lester Barnhard		
Captain: Charley Glascock		

hW	6-0	Tupelo Military Institute	Sept. 29
hL	6-7	Memphis Univ. School	Oct. 6
aT	6-6	Blytheville High	Oct. 13
aT	0-0	Wilson High (AR)	Oct. 15
aL	0-13	Arkansas College	Oct. 21
hW	36-0	CBC	Oct. 27
aT	0-0	Central Arkansas	Nov. 3
hW	26-0	Southwestern	Nov. 10
hW	68-0	Arkansas State	Nov. 24
aW	26-0	Bethel College	Nov. 30
174-26			

1923		
Record: 6-3-0; Home: 3-1-0; Away: 3-2-0		
Coach: Lester Barnhard		
Captain: Ray Neal		

aL	0-20	Springfield State	Sept. 29
hL	7-19	Tennessee Doctors	Oct. 6
aW	9-6	Hendrix College	Oct. 12
hW	12-0	Bethel College	Oct. 19
hW	15-0	Southwestern	Oct. 22
hW	14-0	Mississippi Heights	Oct. 25
aW	6-0	Arkansas State	Oct. 27
aL	0-3	Little Rock College	Nov. 3
aW	14-7	Central Arkansas	Nov. 10
77-55			

1924		
Record: 1-7-1; Home: 1-3-0; Away: 0-4-1		
Coach: Zach Curlin		
Captains: Red Allen & Gene Packard		

aL	0-51	Hendrix College	Oct. 3
aL	0-49	Arkansas College	Oct. 10
hW	33-6	Jonesboro College	Oct. 17
aL	0-25	Union University	Oct. 25
hL	7-18	Mississippi Heights	Oct. 31
aL	0-6	Bethel College	Nov. 15
hL	0-26	Hall-Moody	Nov. 22
hL	0-58	Tennessee Doctors	Nov. 23
aT	0-0	Murray State	Nov. 27
40-239			

1925		
Record: 0-7-1; Home: 0-2-0; Away: 0-5-1		
Coach: Zach Curlin		
Captain: Gene Packard		

aT	6-6	Jonesboro College	Sept. 25
aL	13-50	Union University	Oct. 3
aL	0-19	Arkansas State	Oct. 9
hL	6-15	Hall-Moody	Oct. 23
aL	6-54	Hendrix College	Oct. 29
aL	0-7	Bethel College	Nov. 6
aL	7-57	Middle Tennessee State	Nov. 13
hL	6-31	Southwestern	Nov. 26
44-239			

1926		
Record: 1-8-0; Home: 0-5-0; Away: 1-3-0		
Coach: Zach Curlin		
Captain: Dub Jones		

aW	19-0	Jonesboro College	Sept. 25
hL	0-21	Tennessee Doctors	Oct. 2
hL	0-7	Arkansas State	Oct. 9
aL	0-7	Lambuth College	Oct. 16
hL	0-27	Middle Tennessee St. (HC)	Oct. 22
hL	0-13	Bethel College	Oct. 29
aL	0-21	Union University	Nov. 6
hL	6-27	Southwestern	Nov. 13
aL	14-48	Little Rock College	Nov. 19
39-171			

1927		
Record: 5-3-1; Home: 5-1-0; Away: 0-2-1		
Coach: Zach Curlin		
Captain: Graham Crawford		

hW	48-0	Jonesboro College	Sept. 24
hW	7-0	Will Mayfield	Oct. 1
hW	21-0	Delta State	Oct. 8
aL	7-47	Middle Tennessee State	Oct. 14



MEMPHIS

hW	27-13	Bethel College	Oct. 22
hW	20-7	Lambuth College	Oct. 29
aL	6-9	Arkansas State	Nov. 5
hL	6-26	Southwestern	Nov. 12
aT	14-14	Murray State	Nov. 24

156-116

1928

Record: 5-3-2; Home: 3-2-2; Away: 2-1-0
Coach: Zach Curlin
Captain: Graham Crawford
Conference: Mississippi Valley*

hW	19-0	Sunflower JC*	Sept. 28
hW	60-0	Tennessee JC*	Oct. 6
aW	12-0	Delta State*	Oct. 13
aW	34-0	Will Mayfield	Oct. 19
hT	13-13	Middle Tennessee State	Oct. 26
hW	19-14	Arkansas State	Nov. 3
hL	0-47	Southwestern	Nov. 10
hT	0-0	Bethel College*	Nov. 16
hL	0-40	Murray State*	Nov. 24
aL	0-6	Cumberland College	Nov. 29

157-120

1929

Record: 8-0-2; Home: 4-0-2; Away: 4-0-0
Coach: Zach Curlin
Captains: Slick Headden & Joe Koch
Conference: Mississippi Valley*

hW	20-0	Sunflower JC*	Sept. 27
hT	0-0	Southeast Missouri State	Oct. 4
hW	26-0	Caruthersville JC	Oct. 11
aW	13-2	Tennessee JC*	Oct. 19
hW	12-6	Cumberland College	Oct. 25
aW	6-0	Arkansas State	Nov. 1
aW	10-0	Bethel College*	Nov. 8
hT	0-0	Delta State (HC)*	Nov. 15
aW	27-13	Murray State*	Nov. 23
hW	32-6	Little Rock College*	Nov. 28

146-27

1930

Record: 6-3-1; Home: 5-1-0; Away: 1-2-1
Coach: Zach Curlin
Captains: Jimmy Graham & Sam Johnson
Conference: Mississippi Valley*

aL	0-40	Millsaps College	Sept. 27
hW	73-0	Jonesboro College	Oct. 4
hW	25-13	Caruthersville JC	Oct. 11
aW	14-6	Lambuth College	Oct. 17
aT	0-0	Southeast Missouri State	Oct. 24
hL	6-13	Arkansas State	Nov. 1
aL	0-7	Delta State*	Nov. 8
hW	20-0	Bethel College*	Nov. 14
hW	10-0	Murray State*	Nov. 22
hW	14-13	Tennessee JC*	Nov. 28

162-92

1931

Record: 2-5-2; Home: 2-2-0; Away: 0-3-2
Coach: Zach Curlin
Captain: Sam Johnson
Conference: Mississippi Valley*

hW	13-0	Lambuth College*	Oct. 3
aT	0-0	Bethel College*	Oct. 9
aT	0-0	Caruthersville JC	Oct. 17
hL	0-13	Tennessee Tech	Oct. 24
aL	6-14	Arkansas State	Oct. 30
aL	0-15	Middle Tennessee State	Nov. 7

hL	6-32	Delta State*	Nov. 14
hW	6-0	Bethel College*	Nov. 20
aL	2-28	Murray State*	Nov. 27

33-102

1932

Record: 4-5-0; Home: 1-4-0; Away: 3-1-0
Coach: Zach Curlin
Captains: Andy Porter & Steve Miska
Conference: Mississippi Valley*

aW	20-0	Arkansas College	Oct. 1
hL	0-6	Bethel College*	Oct. 8
aL	7-24	Tennessee Tech	Oct. 15
aW	7-0	Southeast Missouri State	Oct. 21
hL	6-12	Arkansas State	Nov. 2
hL	0-6	Middle Tennessee State	Nov. 5
aW	13-0	Delta State*	Nov. 11
hW	6-0	Tennessee JC (HC)*	Nov. 19
hL	2-6	Murray State*	Nov. 24

61-54

1933

Record: 7-1-1; Home: 3-1-0; Away: 4-0-1
Coach: Zach Curlin
Captains: Jack Dodds & Naylor Litchfield
Conference: Mississippi Valley*

hW	18-0	Southeast Missouri State	Sept. 30
aW	20-13	Bethel College*	Oct. 6
aW	18-6	Arkansas College	Oct. 12
hW	51-0	Freed-Hardeman	Oct. 21
hL	0-19	Western Kentucky (HC)	Oct. 28
aW	20-6	Middle Tennessee State	Nov. 3
hW	13-0	Tennessee Tech	Nov. 18
aT	0-0	Arkansas State	Nov. 24
aW	7-0	Union University	Nov. 30

147-44

1934

Record: 3-3-2; Home: 3-0-0; Away: 0-3-2
Coach: Zach Curlin
Captain: Frank Sanders
Conference: Mississippi Valley*

aL	0-44	Mississippi	Sept. 29
aT	0-0	Western Kentucky	Oct. 6
hW	18-0	Arkansas State	Oct. 13
aL	0-6	S.E. Missouri State	Oct. 19
aL	6-13	Union University	Oct. 26
hW	18-0	Middle Tenn. St. (HC)	Nov. 3
aT	0-0	Tennessee Tech	Nov. 16
hW	33-0	Sunflower JC*	Nov. 24

75-63

1935

Record: 1-6-1; Home: 1-3-1; Away: 0-3-0
Coach: Zach Curlin
Captain: Christian Pontius
Conference: Southern Intercollegiate Athletic Assoc.*

aL	0-92	Mississippi	Sept. 28
aL	0-18	Arkansas State	Oct. 4
hL	0-19	Central Arkansas	Oct. 12
aL	0-35	Middle Tennessee*	Oct. 18
hL	0-12	Mississippi Teachers	Oct. 26
hL	0-33	Union Univ. (HC)*	Nov. 28
hT	0-0	Tennessee Tech*	Nov. 16
hW	30-0	Delta State*	Nov. 23

30-209

1936

Record: 0-9-0; Home: 0-4-0; Away: 0-5-0
Coach: Zach Curlin
Captain: Christian Pontius
Conference: Southern Intercollegiate Athletic Assoc.*

aL	7-33	Delta State*	Sept. 25
aL	0-44	Louisiana Tech	Oct. 2
aL	0-25	Tennessee Tech	Oct. 9
hL	0-12	Louisiana College*	Oct. 17
aL	0-25	Mississippi Teachers	Oct. 23
hL	0-19	Middle Tennessee*	Oct. 31
hL	6-20	Murray State*	Nov. 7
aL	0-54	Central Arkansas	Nov. 14
hL	0-50	Union Univ.*	Nov. 21

7-282

1937

Record: 3-6-0; Home: 2-3-0; Away: 1-3-0
Coach: Allyn McKeen
Captain: Roland MacMackin
Conference: Southern Intercollegiate Athletic Assoc.*

aL	6-20	Middle Tennessee*	Sept. 24
hW	26-0	Austin Peay	Oct. 2
aW	13-2	Union Univ.*	Oct. 8
hL	14-19	Delta State*	Oct. 16
aL	0-7	Louisiana College*	Oct. 23
hW	46-0	Jacksonville State	Oct. 29
aL	0-19	Murray State*	Nov. 5
hL	13-14	Tennessee Tech (HC)*	Nov. 12
hL	6-12	Troy State*	Nov. 19

124-93

1938

Record: 10-0-0; Home: 6-0-0; Away: 4-0-0
Coach: Allyn McKeen
Captain: Roland MacMackin
Conference: Southern Intercollegiate Athletic Assoc.*

aW	19-0	Millsaps	Sept. 16
hW	14-6	Louisiana College*	Sept. 24
aW	38-2	Arkansas State	Oct. 1
hW	68-0	Cumberland College	Oct. 7
hW	25-7	Middle Tennessee State*	Oct. 15
aW	26-13	Tennessee Tech	Oct. 21
hW	50-0	Arkansas A&M	Oct. 29
hW	20-6	Troy State (HC)*	Nov. 5
hW	13-7	Union University*	Nov. 11
aW	8-0	Delta State*	Nov. 18

281-41

1939

Record: 3-7-0; Home: 1-4-0; Away: 2-3-0
Coach: C.C. Humphreys
Captain: Not Available
Conference: Southern Intercollegiate Athletic Assoc.*

aL	15-19	Louisiana College*	Sept. 23
hL	6-7	Arkansas State	Sept. 29
aL	12-13	Union Univ.*	Oct. 6
aW	25-6	Middle Tennessee*	Oct. 13
hL	0-12	Western Kentucky (HC)	Oct. 21
hL	0-15	Tennessee Tech*	Oct. 28
aW	13-7	Troy State*	Nov. 3
hW	7-0	Delta State*	Nov. 11
aL	7-46	Mississippi	Nov. 18
hL	0-2	Millsaps	Nov. 25

85-127

TIGERS



1940	
Record: 5-5-0; Home: 3-3-0; Away: 2-2-0	
Coach: C.C. Humphreys	
Captains: Jerry Burns & Hank Farino	
Conference: Southern Intercollegiate Athletic Assoc.*	

hW	40-0	Austin Peay	Sept. 21
hL	0-34	Southwestern	Sept. 28
aL	13-16	Tennessee Tech*	Oct. 4
hW	14-7	Middle Tennessee*	Oct. 12
hW	26-13	Louisiana Coll. (HC)*	Oct. 19
aW	7-0	Delta State*	Oct. 26
aW	31-7	Troy State*	Nov. 2
aL	6-35	Murray State*	Nov. 9
hL	7-38	Mississippi	Nov. 16
hL	6-22	Union Univ.*	Nov. 23
150-172			

1941	
Record: 6-3-0; Home: 4-1-0; Away: 2-2-0	
Coach: C.C. Humphreys	
Captains: Lewis Glass & Kenny Barker	
Conference: Southern Intercollegiate Athletic Assoc.*	

hL	7-13	Southwestern	Sept. 23
hW	21-6	Millsaps	Oct. 3
hW	38-0	Livingston State	Oct. 11
aW	7-6	Union Univ.*	Oct. 17
hW	23-7	Delta State (HC)*	Oct. 24
aL	12-13	Middle Tennessee*	Oct. 31
aL	6-31	Murray State*	Nov. 8
hW	32-0	Troy State*	Nov. 15
aW	26-0	Austin Peay	Nov. 21
172-76			

1942	
Record: 2-7-0; Home: 1-4-0; Away: 1-3-0	
Coach: Charlie Jamerson	
Captains: Preston Watts & Frank Simmons	
Conference: Southern Intercollegiate Athletic Assoc.*	

hL	13-21	Middle Tennessee*	Sept. 24
hL	7-32	Quachita	Oct. 2
aW	6-0	Springfield State	Oct. 9
hL	0-39	Union Univ. (HC)*	Oct. 17
aL	19-44	Chattanooga	Oct. 24
aL	0-48	Mississippi	Oct. 31
hW	21-0	Murray State*	Nov. 5
aL	14-38	Southeastern Louisiana	Nov. 13
hL	7-33	Louisiana Tech	Nov. 21
87-255			

1943-46	
NO TEAMS DUE TO WORLD WAR II	

1947	
Record: 6-2-1; Home: 4-0-1; Away: 2-2-0	
Coach: Ralph Hatley	
Captain: Fred Medling	

aL	0-20	Middle Tennessee State	Sept. 25
hW	13-0	Missouri Mines	Oct. 4
hW	26-7	Centenary	Oct. 11
aL	7-14	Murray State	Oct. 17
aW	21-0	Union University	Oct. 23
hW	54-0	Pensacola Navy	Nov. 1
aW	58-0	NATTC	Nov. 7
hT	19-19	Arkansas State	Nov. 17
hW	40-0	Austin Peay (HC)	Nov. 22
238-60			

1948	
Record: 6-5-0; Home: 5-1-0; Away: 1-4-0	
Coach: Ralph Hatley	
Captain: Wilburn George	

aL	0-6	Missouri Mines	Sept. 18
hW	13-7	Louisville	Sept. 25
hL	14-26	Murray State	Oct. 1
hW	43-16	Tampa	Oct. 9
aL	21-27	Pensacola Navy	Oct. 16
aW	45-0	Athens College	Oct. 23
hW	21-0	Union University (HC)	Oct. 30
hW	13-0	Middle Tennessee State	Nov. 6
aL	0-14	NATTC	Nov. 11
hW	34-13	Arkansas State	Nov. 19
aL	14-20	Louisiana Tech	Nov. 25
218-129			

1949	
Record: 9-1-0; Home: 4-1-0; Away: 5-0-0	
Coach: Ralph Hatley	
Captain: Holloway Cromer	

hL	7-40	Mississippi	Sept. 16
aW	70-6	Tampa	Sept. 23
aW	34-0	Washington (MO)	Oct. 1
hW	47-0	Delta State	Oct. 8
hW	49-0	Pensacola Navy	Oct. 15
hW	21-14	Kansas State (HC)	Oct. 22
aW	34-6	Murray State	Oct. 24
hW	27-0	Louisiana College	Nov. 5
aW	61-7	Arkansas State	Nov. 12
aW	35-0	Union University	Nov. 19
385-73			

1950	
Record: 9-2-0; Home: 5-2-0; Away: 4-0-0	
Coach: Ralph Hatley	
Captain: Alex Williams	

hW	64-0	Union University	Sept. 16
hL	7-39	Mississippi	Sept. 22
hW	76-7	Memphis Navy	Sept. 31
aW	26-8	Chattanooga	Oct. 6
hW	54-0	Washington (MO)	Oct. 14
hW	20-0	Southwestern Louisiana (HC)	Oct. 21
aW	23-6	Murray State	Oct. 28
aW	25-12	Louisiana College	Nov. 4
hW	60-7	Arkansas State	Nov. 11
hL	13-29	Vanderbilt	Nov. 18
aW	6-0	Louisiana Tech	Dec. 1
374-108			

1951	
Record: 5-3-0; Home: 4-2-0; Away: 1-1-0	
Coach: Ralph Hatley	
Captains: Percy Roberts & Gene Meadows	

hL	0-32	Mississippi	Sept. 21
hW	26-14	Louisiana Tech	Oct. 6
aW	41-7	Southwestern Louisiana	Oct. 20
hW	38-0	Western Kentucky (HC)	Oct. 27
hW	61-0	East Central Oklahoma	Nov. 3
hL	20-27	Mississippi State	Nov. 10
hW	13-0	Chattanooga	Nov. 17
aL	7-13	Vanderbilt	Nov. 24
206-93			

1952	
Record: 2-7-0; Home: 2-3-0; Away: 0-4-0	
Coach: Ralph Hatley	
Captain: Ralph Messer & Roland Eveland	

hL	6-54	Mississippi (#7)	Sept. 19
aL	20-27	Southern Miss	Sept. 27
aL	7-26	Louisiana Tech	Oct. 4

hW	34-7	Murray State	Oct. 11
aL	6-23	Chattanooga	Oct. 17
hL	14-38	North Texas State	Oct. 25
hW	29-25	Louisville (HC)	Nov. 8
aL	0-35	Tennessee Tech	Nov. 15
hL	25-28	Southeastern Louisiana	Nov. 22

1953	
Record: 6-4-0; Home: 3-2-0; Away: 3-2-0	
Coach: Ralph Hatley	
Captains: Ollie Keller & Tony Taylor	

hL	6-34	Mississippi State	Sept. 19
aW	7-6	Chattanooga	Sept. 25
hW	13-7	Louisiana Tech	Oct. 3
aW	20-0	Murray State	Oct. 10
hW	14-7	Tennessee Tech	Oct. 17
aL	20-26	Middle Tennessee State	Oct. 24
hW	27-13	Southern Miss	Oct. 31
hL	0-20	Arkansas State (HC)	Nov. 7
aL	7-20	#15 Kentucky	Nov. 14
aW	21-7	Southeastern Louisiana	Nov. 21
135-140			

1954	
Record: 3-4-3; Home: 3-1-1; Away: 0-3-2	
Coach: Ralph Hatley	
Captain: Bob Patterson & Ned Suttle	

aL	7-27	Mississippi State	Sept. 18
aT	13-13	Tulane	Sept. 25
hT	6-6	Abilene Christian	Oct. 2
hW	34-6	Murray State	Oct. 9
aT	25-25	Tennessee Tech	Oct. 16
hW	27-7	Middle Tennessee State	Oct. 23
hW	26-7	Arkansas State (HC)	Oct. 30
hL	0-51	#6 Mississippi	Nov. 6
aL	7-33	Kentucky	Nov. 13
aL	21-34	Southern Miss	Nov. 20
166-209			

1955	
Record: 2-7-0; Home: 1-4-0; Away: 1-3-0	
Coach: Ralph Hatley	
Captains: Gerald Bush & Joe Billings	

hL	0-6	Trinity	Sept. 24
aL	0-33	Mississippi State	Oct. 1
aW	20-7	Murray State	Oct. 8
hW	20-12	Tennessee Tech (HC)	Oct. 15
hL	14-34	Southern Miss	Oct. 21
hL	20-21	Arkansas State	Oct. 29
hL	6-39	#10 Mississippi	Nov. 5
aL	7-41	Kentucky	Nov. 12
aL	7-25	Chattanooga	Nov. 24
94-218			

1956	
Record: 5-4-1; Home: 4-2-0; Away: 1-2-1	
Coach: Ralph Hatley	
Captains: Andy Nelson & Cotton Clifford	

hW	32-21	Arkansas Tech	Sept. 15
aT	14-14	Tennessee Tech	Sept. 22
aL	0-19	Trinity	Sept. 29
hL	13-14	Chattanooga	Oct. 6
hW	42-19	Austin Peay	Oct. 13
aL	0-27	Southern Miss	Oct. 20
hW	42-0	Western Kentucky (HC)	Oct. 27
hW	34-0	Arkansas State	Nov. 3
hL	0-26	Mississippi	Nov. 10
aW	32-12	East Tennessee State#	Nov. 22
209-152 #Burley Bowl			



MEMPHIS

1957

Record: 6-4-0; Home: 5-1-0; Away: 1-3-0
Coach: Ralph Hatley
Captains: Frank Massa & Rex Tatum

hW	20-6	Arkansas Tech	Sept. 21
aL	6-10	#14 Mississippi State	Sept. 28
hW	41-0	Austin Peay	Oct. 5
hW	40-7	Tennessee Tech	Oct. 12
hL	6-14	Southern Miss (HC)	Oct. 19
aL	7-53	Kentucky	Nov. 2
hW	34-0	Arkansas State	Nov. 9
aW	17-7	Louisiana Tech	Nov. 16
hW	24-7	East Tennessee State	Nov. 23
aL	0-7	Chattanooga	Nov. 28

195-111

1958

Record: 4-5-0; Home: 3-2-0; Away: 1-3-0
Coach: Billy J. Murphy
Captains: Ed Randolph & Laverne Steedly

hL	0-17	#12 Mississippi	Sept. 20
aW	13-0	Tennessee Tech	Sept. 27
aL	22-24	Southern Miss	Oct. 4
aL	6-28	Mississippi State	Oct. 11
hL	26-28	The Citadel (HC)	Oct. 18
hW	22-7	Chattanooga	Oct. 25
hW	26-12	Louisiana Tech	Nov. 1
hW	27-14	Louisiana College	Nov. 8
aL	0-14	Alabama	Nov. 22

142-144

1959

Record: 6-4-0; Home: 5-0-0; Away: 1-4-0
Coach: Billy J. Murphy
Captain: John Lee

hW	25-6	Stephen F Austin	Sept. 19
hW	14-3	Tennessee Tech	Sept. 26
aL	0-43	#2 Mississippi	Oct. 3
hW	13-7	Abilene Christian	Oct. 10
hW	16-6	Florida State (HC)	Oct. 17
aL	23-28	Mississippi State	Oct. 24
hW	21-6	Southern Miss	Oct. 31
aL	8-10	Louisiana Tech	Nov. 14
aL	7-14	#10 Alabama	Nov. 21
aW	15-9	Chattanooga	Nov. 26

142-132

1960

Record: 8-2-0; Home: 5-1-0; Away: 3-1-0
Coach: Billy J. Murphy
Captains: Wayne Armstrong & Miller Matthews

hW	35-0	Texas-Arlington	Sept. 17
aW	37-6	Tennessee Tech	Sept. 24
hL	20-31	#1 Mississippi	Oct. 1
aW	44-0	North Texas State	Oct. 8
hW	42-7	Hardin-Simmons (HC)	Oct. 15
aL	0-21	Mississippi State	Oct. 22
hW	21-8	VMI	Oct. 29
hW	55-6	Abilene Christian	Nov. 5
hW	42-0	Chattanooga	Nov. 12
aW	7-6	Southern Miss	Nov. 18

303-85

1961

Record: 8-2-0; Home: 5-2-0; Away: 3-0-0
Coach: Billy J. Murphy
Captain: Don Coffey & Jack Carter

hW	40-0	The Citadel	Sept. 16
aW	48-12	Tulsa	Sept. 23
hW	56-0	Hardin-Simmons	Sept. 30
aW	28-13	Louisville	Oct. 7
hW	21-7	Southern Miss	Oct. 14
hW	35-0	Abilene Christian (HC)	Oct. 21
hL	16-23	Mississippi State	Oct. 28
hL	6-7	Furman	Nov. 4
hW	41-0	North Texas State	Nov. 11
aW	41-13	Chattanooga	Nov. 23

332-75

1962

Record: 8-1-0; Home: 5-1-0; Away: 3-0-0
Coach: Billy J. Murphy
Captains: Jerry Bell & Wayne Evans

hW	12-6	Tennessee Tech	Sept. 15
hL	7-21	#3 Mississippi	Sept. 22
aW	14-6	North Texas State	Sept. 29
hW	49-0	Louisville	Oct. 6
hW	8-6	Southern Miss (HC)	Oct. 13
aW	28-7	Mississippi State	Oct. 27
aW	60-13	The Citadel	Nov. 10
hW	50-0	Texas-Arlington	Nov. 17
hW	33-8	Detroit	Nov. 24

261-67

1963

Record: 9-0-1; Home: 5-0-1; Away: 4-0-0
Coach: Billy J. Murphy
Captain: Richard Saccoccia

aW	28-7	Southern Miss	Sept. 14
hT	0-0	#3 Mississippi	Sept. 21
aW	28-15	Tulsa	Oct. 5
hW	21-0	North Texas State	Oct. 12
aW	29-14	West Texas State	Oct. 19
hW	17-10	#11 Mississippi State	Oct. 26
aW	25-0	Louisville	Nov. 2
hW	9-0	South Carolina (HC)	Nov. 9
hW	13-0	Chattanooga	Nov. 16
hW	29-6	Houston	Nov. 30

199-56

1964

Record: 5-4-0; Home: 3-1-0; Away: 2-3-0
Coach: Billy J. Murphy
Captains: Chuck Brooks & Bob Finnamore

aL	0-30	#20 Mississippi	Sept. 19
aW	13-0	Tampa	Oct. 3
hL	14-20	Southern Miss	Oct. 10
aW	41-0	West Texas State	Oct. 17
hW	23-0	McNeese State	Oct. 24
hW	23-14	Wake Forest	Oct. 31
aL	7-19	#18 Tulsa	Nov. 7
hW	34-0	Louisville (HC)	Nov. 14
aL	18-20	Southern Miss	Nov. 21

173-103

1965

Record: 5-5-0; Home: 3-2-0; Away: 2-3-0
Coach: Billy J. Murphy
Captains: Don McClard, Billy Fletcher, Harry Day

hL	14-34	#17 Mississippi	Sept. 18
aL	16-21	Southern Miss	Sept. 25
aL	28-32	#16 Tulsa	Oct. 9
hW	33-13	#9 Mississippi State (HC)	Oct. 16

aW	28-0	McNeese State	Oct. 23
hW	27-12	West Texas State	Oct. 30
hW	7-0	Utah State	Nov. 6
aW	28-0	North Texas State	Nov. 13
hL	20-21	Wake Forest	Nov. 20
aL	14-20	Quantico	Nov. 27

215-153

1966

Record: 7-2-0; Home: 4-1-0; Away: 3-1-0
Coach: Billy J. Murphy
Captain: Not Available

hL	0-13	#12 Mississippi	Sept. 17
aW	16-7	South Carolina	Sept. 24
hW	6-0	Southern Miss	Oct. 1
hW	20-14	Quantico	Oct. 15
hW	6-0	Tulsa (HC)	Oct. 22
aW	26-14	West Texas State	Oct. 29
aL	7-21	Wake Forest	Nov. 12
hW	26-14	Cincinnati	Nov. 19
aW	14-13	#11 Houston	Nov. 26

121-96

1967

Record: 6-3-0; Home: 5-1-0; Away: 0-2-0;
Neutral: 1-0-0
Coach: Billy J. Murphy
Captain: Tom Wallace & Bubba Winkler

hW	27-17	Mississippi	Sept. 23
hW	17-0	Cincinnati	Sept. 30
aL	14-28	Utah State	Oct. 7
hW	42-10	Wake Forest	Oct. 14
hW	28-6	Southwestern Louisiana	Oct. 21
nW	24-8	Southern Miss (Jackson)	Oct. 28
hL	7-26	#15 Florida State (ABC) (HC)	Nov. 4
aL	18-35	Houston	Nov. 11
hW	29-20	North Texas State	Nov. 25

206-150

1968

Record: 6-4-0; Home: 3-2-0; Away: 3-2-0
Coach: Billy J. Murphy
Captain: Not Available
Conference: Missouri Valley*

hL	7-21	Mississippi	Sept. 21
aL	17-24	#7 Tennessee	Sept. 28
aW	30-12	North Texas State*	Oct. 5
hW	42-21	West Texas State	Oct. 12
aL	10-20	#14 Florida State	Oct. 19
hW	29-7	Southern Miss (HC)	Oct. 26
aW	32-6	Tulsa*	Nov. 2
hL	7-27	#20 Houston	Nov. 9
hW	40-18	Wichita State*	Nov. 16
aW	44-14	Louisville*	Nov. 30

258-170

1969

Record: 8-2-0; Home: 5-1-0; Away: 3-1-0
Coach: Billy J. Murphy
Captain: Not Available
Conference: Missouri Valley*

aL	3-28	#8 Mississippi	Sept. 20
hW	15-13	North Texas State*	Sept. 27
hL	16-55	Tennessee	Oct. 4
aW	52-6	Cincinnati*	Oct. 11
hW	26-13	Miami (FL)	Oct. 18
aW	40-0	Utah State	Oct. 25
hW	42-24	Tulsa* (HC)	Nov. 1
hW	37-7	Southern Miss	Nov. 8
aW	28-26	Florida State*^	Nov. 15
hW	69-19	Louisville*	Nov. 22

328-191

^ designated conference game

TIGERS



1970

Record: 6-4-0; Home: 4-2-0; Away: 2-2-0
Coach: Billy J. Murphy
Captain: Not Available
Conference: Missouri Valley*

hL	13-47	Mississippi	Sept. 19
aW	21-20	Virginia Tech	Sept. 26
aL	12-27	Tulsa*	Oct. 3
hW	16-12	Florida State (HC)	Oct. 17
aW	28-7	North Texas State	Oct. 24
hW	33-0	Southern Miss	Oct. 31
aL	27-40	Louisville*	Nov. 7
hW	51-6	Wichita State*	Nov. 14
hL	12-15	Utah State	Nov. 21
hW	14-10	Cincinnati*	Nov. 28

227-184

1971

Record: 5-6-0; Home: 3-5-0; Away: 1-1-0; Neutral: 1-0-0
Coach: Billy J. Murphy
Captains: Mike Stark, Charlie Babb, Paul Gowen
Conference: Missouri Valley*

hW	30-0	West Texas State*	Sept. 11
hL	21-49	Mississippi	Sept. 18
hL	3-7	South Carolina	Oct. 2
hL	20-26	Louisville*	Oct. 9
aL	6-7	Utah State	Oct. 16
hW	27-12	Southern Miss	Oct. 23
aW	45-21	Cincinnati*	Oct. 30
hL	7-35	#17 Houston (HC)	Nov. 6
hW	47-8	North Texas State*	Nov. 13
hL	21-28	Kansas State	Nov. 20
nW	28-9	San Jose State #	Dec. 18

202-152 #Pasadena Bowl

1972

Record: 5-5-1; Home: 4-3-0; Away: 1-2-0; Neutral: 0-0-1
Coach: Fred Pancoast
Captains: Tom Parker & Carey Mulwee
Conference: Missouri Valley*

hL	29-34	Mississippi	Sept. 16
hL	7-23	Drake*	Sept. 23
aL	7-34	South Carolina	Sept. 30
hL	7-38	#8 Tennessee	Oct. 7
hW	38-29	Utah State (HC)	Oct. 14
aW	7-6	North Texas State	Oct. 21
hW	49-21	Tulsa	Oct. 28
hW	58-14	Wichita State*	Nov. 4
hW	49-24	Cincinnati*	Nov. 11
aL	0-17	Louisville*	Nov. 18
nT	14-14	Southern Miss (Jackson)	Dec. 2

265-254

1973

Record: 8-3-0; Home: 4-2-0; Away: 3-1-0; Neutral: 1-0-0
Coach: Fred Pancoast

hW	28-21	Louisville	Sept. 8
hW	24-3	North Texas State	Sept. 15
nW	17-13	Mississippi (Jackson)	Sept. 22
hL	21-35	Houston	Sept. 29
aL	16-21	Kansas State	Oct. 6
hW	28-16	Tulsa	Oct. 13
aW	13-10	Florida State	Oct. 20
hW	49-16	Virginia Tech	Nov. 3
hL	10-13	Southern Miss (HC)	Nov. 10
aW	41-6	Southwestern Louisiana	Nov. 17
aW	17-13	Cincinnati	Nov. 24

264-167

1974

Record: 7-4-0; Home: 4-2-0; Away: 3-2-0
Coach: Fred Pancoast
Captain: James Thompson

aW	16-10	Louisville	Sept. 7
hL	0-6	Southern Miss	Sept. 14
hW	15-7	Mississippi	Sept. 21
aW	20-18	Colorado State	Sept. 28
hW	13-7	Cincinnati	Oct. 12
hL	28-29	#17 Mississippi State	Oct. 19
aW	41-0	North Texas State	Oct. 26
hW	42-14	Florida State (HC)	Nov. 2
aL	6-34	#15 Tennessee	Nov. 9
aL	10-13	#11 Houston	Nov. 16
hW	34-10	Wichita State	Nov. 23

225-148

1975

Record: 7-4-0; Home: 3-3-0; Away: 4-1-0
Coach: Richard Williamson
Captains: Jerry Dandridge & Lum Wright

hL	7-17	Mississippi State	Sept. 6
aW	31-20	#6 Auburn	Sept. 13
aL	3-13	Cincinnati	Sept. 20
hL	10-29	Arkansas State	Sept. 27
hW	21-19	North Texas State	Oct. 4
hL	7-21	Southern Miss (HC)	Oct. 11
hW	41-7	Louisville	Oct. 18
aW	16-14	Tulsa	Oct. 25
aW	13-7	Wichita State	Nov. 1
aW	17-14	Florida State	Nov. 8
hW	14-7	Houston	Nov. 15

180-168

1976

Record: 7-4-0; Home: 5-2-0; Away: 2-2-0
Coach: Richard Williamson
Captain: Bob Rush

hW	21-16	Mississippi	Sept. 4
hW	21-12	Florida State	Sept. 11
aL	14-16	Tulsa	Sept. 18
hW	27-13	SMU	Oct. 2
hW	28-27	Auburn (HC)	Oct. 9
hL	33-42	#20 Mississippi State	Oct. 16
hW	31-0	Wichita State	Oct. 23
aW	14-7	Tulane	Oct. 30
hL	14-21	Tennessee	Nov. 6
aW	26-14	Louisville	Nov. 13
aL	12-14	Southern Miss	Nov. 20

241-182

1977

Record: 6-5-0; Home: 5-2-0; Away: 1-3-0
Coach: Richard Williamson
Captain: Keith Butler

aL	3-7	Mississippi	Sept. 3
hW	27-9	Tulane	Sept. 10
hW	31-26	Utah State	Sept. 17
hW	21-20	Virginia Tech	Sept. 24
hL	13-14	Louisville (HC)	Oct. 1
hW	21-13	Mississippi State	Oct. 15
hL	19-20	North Texas State	Oct. 22
hW	42-14	Southern Miss	Oct. 29
aL	14-27	Tennessee	Nov. 5
aL	9-30	#14 Florida State	Nov. 12
aW	28-14	Wichita State	Nov. 19

228-194

1978

Record: 4-7-0; Home: 3-3-0; Away: 1-4-0
Coach: Richard Williamson
Captains: Earnest Gray & Pete Scatamacchia

aL	7-14	Mississippi	Sept. 9
hW	17-3	Houston	Sept. 16
hL	14-44	Mississippi State	Sept. 23
aL	0-58	#19 Texas A&M	Sept. 30
hW	26-13	Wichita State	Oct. 14
hL	10-13	Southern Miss	Oct. 21
aL	24-41	Tulane	Oct. 28
hW	35-14	Vanderbilt (HC)	Nov. 4
aW	29-22	Louisville	Nov. 11
aL	24-41	North Texas State	Nov. 18
hL	14-34	Cincinnati	Nov. 25

200-297

1979

Record: 5-6-0; Home: 3-3-0; Away: 2-3-0
Coach: Richard Williamson
Captains: Wayne Weedon & Leo Cage

aW	14-13	Mississippi State	Sept. 8
hL	34-38	Mississippi	Sept. 15
aW	16-10	Wichita State	Sept. 22
hL	7-17	Texas A&M	Sept. 29
hL	20-21	Northeast Louisiana	Oct. 13
aL	0-22	Southern Miss	Oct. 20
hW	22-0	North Texas State	Oct. 27
aL	3-13	Vanderbilt	Nov. 3
hW	10-6	Louisville (HC)	Nov. 10
aL	17-66	#9 Florida State	Nov. 17
hW	23-17	Cincinnati	Nov. 24

166-223

1980

Record: 2-9-0; Home: 2-4-0; Away: 0-5-0
Coach: Richard Williamson
Captain: Game-by-Game
Conference: Metro*

hL	7-34	#19 Mississippi State	Sept. 6
aL	7-61	#17 Mississippi	Sept. 13
aL	8-17	Georgia Tech*	Sept. 27
hW	24-3	Arkansas State	Oct. 4
aL	14-38	Louisville*	Oct. 11
hL	10-29	North Texas State	Oct. 18
hL	3-24	#5 Florida State* (ABC)	Oct. 25
hL	10-14	Vanderbilt (HC)	Nov. 1
aL	10-14	Cincinnati*	Nov. 8
aL	16-21	Tulane*	Nov. 15
hW	6-0	Wichita State	Nov. 22

115-255

1981

Record: 1-10-0; Home: 0-5-0; Away: 1-5-0
Coach: Rex Dockery
Conference: Metro*

aL	3-20	#17 Mississippi State	Sept. 5
aL	5-10	Florida State*	Sept. 12
hL	3-7	Mississippi	Sept. 19
aW	28-15	Georgia Tech*	Sept. 26
aL	13-17	Virginia Tech	Oct. 3
hL	7-14	Louisville*	Oct. 10
hL	0-10	#19 Southern Miss* (HC)	Oct. 17
hL	9-28	Tennessee	Oct. 24
aL	0-26	Vanderbilt	Oct. 31
aL	7-38	Cincinnati*	Nov. 7
hL	7-24	Tulane*	Nov. 14

82-209



MEMPHIS

1982

Record: 1-10-0; Home: 1-5-0; Away: 0-5-0
Coach: Rex Dockery
Captains: Tony Wiley, Ken DeFeo, Mike Kleimeyer
Conference: Metro*

aL	10-27	Mississippi	Sept. 4
hL	14-24	Vanderbilt	Sept. 11
hL	17-41	Mississippi State	Sept. 18
hL	20-24	Georgia Tech*	Sept. 25
aL	14-34	Southern Miss*	Oct. 2
hL	7-16	Cincinnati* (HC)	Oct. 16
aL	10-17	Tulane*	Oct. 23
aL	3-34	#14 Georgia* (ESPN)	Oct. 30
aL	3-29	Tennessee	Nov. 6
hL	19-38	Louisville*	Nov. 20
hW	12-0	Arkansas State	Nov. 27

129-285

1983

Record: 6-4-1; Home: 2-2-1; Away: 4-2-0
Coach: Rex Dockery
Captains: Greg Montgomery, Derrick Crawford
Conference: Metro*

hW	37-17	Mississippi (WREG)	Sept. 3
aL	10-24	North Carolina	Sept. 10
hL	10-17	Virginia Tech*	Sept. 17
aL	13-44	#18 Alabama	Oct. 1
hW	28-25	Tulane*	Oct. 8
hL	20-27	Southern Miss* (HC)	Oct. 15
aW	24-7	Vanderbilt	Oct. 29
aW	30-13	Mississippi State	Nov. 5
aW	43-10	Cincinnati*	Nov. 12
hT	14-14	Arkansas State	Nov. 19
aW	45-7	Louisville*	Nov. 24

274-205

* Rex Dockery was killed in a plane crash shortly after the conclusion of the 1983 season.

1984

Record: 5-5-1; Home: 4-1-1; Away: 1-4-0
Coach: Rey Dempsey
Conference: Metro*

hW	17-2	Arkansas State	Sept. 1
aL	6-22	Mississippi	Sept. 8
hW	47-7	Cincinnati*	Sept. 22
aW	23-13	Southern Miss*	Sept. 29
hT	17-17	#17 Florida State*	Oct. 6
hW	20-7	Southwestern Louisiana (HC)	Oct. 13
hW	23-12	Mississippi State (WREG)	Oct. 20
hL	27-30	North Carolina	Oct. 27
aL	3-13	Georgia	Nov. 3
aL	9-41	Tennessee	Nov. 10
aL	9-14	Tulane*	Nov. 17

201-178

1985

Record: 2-7-2; Home: 1-3-2; Away: 1-4-0
Coach: Rey Dempsey
Captains: Tim Harris & Jeff Walker
Conference: Metro

aW	37-6	Southwestern Louisiana	Aug. 31
hT	17-17	Mississippi (WREG)	Sept. 7
hT	14-14	Murray State	Sept. 14
aL	10-19	#15 Florida State (WTBS)	Sept. 21
aL	28-31	Mississippi State	Oct. 5
hW	38-21	Tulane (HC)	Oct. 12
hL	7-14	Southern Miss	Oct. 19
hL	9-28	#13 Alabama	Oct. 26
aL	10-31	Virginia Tech	Nov. 2
hL	7-17	#4 Tennessee	Nov. 9
aL	7-49	Army	Nov. 16

184-247

1986

Record: 1-10-0; Home: 0-4-0; Away: 1-6-0
Coach: Charlie Bailey
Captains: David Brandon & Ted Gatewood
Conference: Metro

aL	6-28	Mississippi	Sept. 6
hL	10-30	Arkansas State	Sept. 13
hL	10-26	Southwestern Louisiana	Sept. 20
aL	8-34	Louisville	Sept. 27
hL	17-34	Mississippi State (HC)	Oct. 4
aL	0-37	#19 Alabama	Oct. 11
aL	9-14	Southern Miss	Oct. 18
aW	22-21	Vanderbilt	Nov. 1
aL	3-33	#8 Tennessee	Nov. 8
aL	6-15	Tulane (WMKW)	Nov. 15
hL	13-20	New Mexico	Nov. 22

104-292

1987

Record: 5-5-1; Home: 4-1-1; Away: 1-4-0
Coach: Charlie Bailey
Captains: Ted Gatewood, Ron Palmer, Troy Myers
Conference: Metro

hW	16-10	Mississippi	Sept. 5
aL	17-27	Vanderbilt	Sept. 12
aL	24-41	#7 Florida State	Sept. 19
aL	6-9	Mississippi State	Oct. 3
hW	13-10	#16 Alabama	Oct. 10
hW	45-36	Tulane (HC) (WMKW)	Oct. 17
hL	14-17	Southern Miss	Oct. 24
hT	21-21	Arkansas State	Oct. 31
aL	7-31	Southwestern La. (WMKW)	Nov. 7
hW	43-8	Louisville	Nov. 14
aW	14-0	Tulsa	Nov. 21

220-210

1988

Record: 6-5-0; Home: 5-1-0; Away: 1-4-0
Coach: Charlie Bailey
Captains: Reid Bennett, Damon Young, Tyrone Betters
Conference: Metro

aL	6-24	Mississippi	Sept. 3
hW	9-7	Arkansas State	Sept. 10
aL	18-29	Louisville	Sept. 17
aL	19-20	Tulane (WMKW)	Sept. 24
hW	31-10	Mississippi State (HC)	Oct. 1
aW	17-11	#17 Florida (SportsChannel)	Oct. 8
hL	25-38	Tennessee	Oct. 22
aL	27-34	Southern Miss	Oct. 29
hW	20-3	Southwestern La. (WMKW)	Nov. 5
hW	26-20	Tulsa	Nov. 12
hW	28-9	Vanderbilt	Nov. 19

226-205

1989

Record: 2-9-0; Home: 1-5-0; Away: 1-4-0
Coach: Chuck Stobart
Captain: Game-by-Game
Conference: Metro

hL	13-20	Mississippi	Sept. 2
hL	13-17	Arkansas State	Sept. 9
aL	7-35	#16 Alabama	Sept. 16
hL	13-38	Florida	Sept. 23
hW	13-10	Vanderbilt	Oct. 7
aW	34-17	Cincinnati	Oct. 14
aL	10-35	Mississippi State	Oct. 21
hL	7-31	Southern Miss	Oct. 28
aL	34-38	Tulane	Nov. 4
hL	10-40	Louisville	Nov. 11
aL	20-57	#5 Florida St. (Sunshine Net.)	Nov. 18

174-338

1990

Record: 4-6-1; Home: 3-2-1; Away: 1-3-0; Neutral: 0-1-0
Coach: Chuck Stobart
Captains: Marvin Cox, Scott Rumley, Reginald Jones
Conference: Metro

hT	24-24	Arkansas State	Sept. 1
aL	21-23	Mississippi	Sept. 8
hW	37-28	Central Florida	Sept. 22
aW	22-10	Tulsa	Sept. 29
hW	21-14	Tulane	Oct. 6
aL	17-19	Louisville	Oct. 13
aL	7-23	Southern Miss	Oct. 20
hW	20-6	Southwestern La. (HC)	Oct. 27
hL	17-24	East Carolina	Nov. 3
hL	23-27	Mississippi State	Nov. 10
nL	3-35	Florida St. (Sunshine Net.)	Nov. 17

212-233

1991

Record: 5-6-0; Home: 3-3-0; Away: 2-3-0
Coach: Chuck Stobart
Captains: Keith Benton, Larry Cox, Joe Allison
Conference: Metro

aW	24-10	#14 Southern Cal. (Prime)	Sept. 2
hL	0-10	Mississippi	Sept. 7
aL	13-20	East Carolina	Sept. 14
hW	31-21	Arkansas State	Sept. 21
aL	21-31	Missouri	Oct. 5
hW	17-12	Southern Miss	Oct. 12
aW	28-23	Mississippi State	Oct. 19
hL	28-33	Tulsa (HC)	Oct. 26
aL	24-52	#14 Tennessee	Nov. 2
hW	35-7	Louisville	Nov. 9
hL	7-10	#7 Alabama	Nov. 16

228-229

1992

Record: 6-5-0; Home: 4-2-0; Away: 2-3-0
Coach: Chuck Stobart
Captains: Chris Hobbs, Joe Allison, Larry Bolton
Conference: Metro

aL	21-23	Southern Miss	Sept. 5
aL	15-16	Louisville	Sept. 12
hL	16-20	#24 Mississippi State	Sept. 19
hW	22-6	Arkansas	Sept. 26
hW	34-14	Cincinnati (HC)	Oct. 10
hW	37-7	Arkansas State	Oct. 17
aW	30-25	Tulsa	Oct. 24
aW	62-20	Tulane (Sports South)	Oct. 31
aL	12-17	Mississippi	Nov. 7
hL	21-26	#23 Tennessee	Nov. 14
hW	42-7	East Carolina	Nov. 21

312-181

1993

Record: 6-5-0; Home: 3-2-0; Away: 3-3-0
Coach: Chuck Stobart
Captains: Danton Barto & Stevie D. Williams

aW	45-35	#25 Mississippi State	Sept. 4
hL	28-54	Louisville	Sept. 11
aL	15-17	Southwestern La.	Sept. 18
aW	6-0	Arkansas	Sept. 25
aW	34-7	East Carolina	Oct. 2
hW	45-3	Arkansas State	Oct. 9
hL	19-23	Tulsa (HC)	Oct. 16
aL	20-23	Cincinnati	Oct. 30
hW	19-3	Mississippi	Nov. 6
hW	20-9	Southern Miss	Nov. 13
aL	17-41	#9 Miami (FL) (ESPN)	Nov. 27

268-215

TIGERS



1994

Record: 6-5-0; Home: 4-2-0; Away: 2-3-0
Coach: Chuck Stobart
Captain: Game-by-Game

hL	6-17	Mississippi State	Sept. 3
aW	42-18	Tulsa	Sept. 10
aL	3-20	Southern Miss	Sept. 17
hW	16-15	Arkansas	Sept. 24
hW	13-0	Tulane	Oct. 8
hW	15-6	Arkansas State	Oct. 15
hW	26-3	Cincinnati (HC)	Oct. 22
aL	6-10	Louisville	Oct. 29
aW	17-16	Mississippi	Nov. 5
aL	13-24	Tennessee	Nov. 12
hL	6-30	East Carolina	Nov. 1

163-159

1995

Records: 3-8-0; Home: 2-3-0; Away: 1-5-0
Coach: Rip Scherer
Captain: Bryan Barnett

aL	18-28	Mississippi State	Sept. 2
aL	7-24	#11 Michigan	Sept. 9
hW	33-19	Southwestern Louisiana	Sept. 16
aL	20-27	Arkansas	Sept. 23
hL	7-17	Louisville	Sept. 30
aW	23-8	Tulane	Oct. 14
aL	3-28	Cincinnati	Oct. 21
hW	10-7	Tulsa	Oct. 28
hL	3-34	Mississippi (HC)	Nov. 4
hL	9-17	Southern Miss	Nov. 11
aL	17-31	East Carolina	Nov. 18

150-240

1996

Record: 4-7-0; Home: 3-3-0; Away: 1-4-0
Coach: Rip Scherer
Captains: Qadry Anderson, Tim Hart, Richard Hogans, Britton Wilkins, Kerry Cobb
Conference: C-USA*

hL	7-30	#11 Miami (FL) (Fox)	Aug. 31
hL	10-31	Mississippi State	Sept. 7
aW	19-16	Missouri	Sept. 14
hW	17-10	Tulane*	Sept. 21
hW	18-16	Cincinnati* (HC)	Oct. 5
aL	20-37	Houston*	Oct. 12
aL	0-16	Southern Miss* (Fox)	Oct. 19
aL	9-13	Louisiana-Lafayette	Oct. 26
aL	10-13	Louisville*	Nov. 2
hW	21-17	#6 Tennessee (CBS)	Nov. 9
hL	10-20	East Carolina*	Nov. 23

141-219

1997

Record: 4-7-0; Home: 4-2-0; Away: 0-5-0
Coach: Rip Scherer
Captains: Bernard Oden, Chris Reeves, Drew Pairamore
Conference: C-USA*

aL	10-13	Mississippi State (Fox)	Aug. 30
hW	28-7	UAB*	Sept. 6
aL	21-51	#21 Michigan State	Sept. 13
hL	17-20	Minnesota (MSC TV)	Sept. 20
aL	17-20	Cincinnati*	Oct. 4
hW	38-9	Arkansas State	Oct. 11
aL	10-32	East Carolina* (Fox)	Oct. 25
hW	24-3	Houston*	Nov. 1
aL	14-26	Tulane*	Nov. 8
hW	21-20	Louisville*	Nov. 15
hL	18-42	Southern Miss* (Fox)	Nov. 22

218-243

1998

Record: 2-9-0; Home: 2-4-0; Away: 0-5-0
Coach: Rip Scherer
Captains: Ron Sells, Marquis Bowling, Keith Cobb
Conference: C-USA*

aL	10-30	Mississippi (Jeff. Pilot TV)	Sept. 5
hL	6-14	Mississippi State (Fox)	Sept. 12
aL	14-41	Minnesota (MWSC-TV)	Sept. 19
aL	14-35	Houston*	Oct. 3
hL	9-23	#19 Arkansas (Fox)	Oct. 10
hW	41-23	Cincinnati*	Oct. 17
aL	32-35	Louisville*	Oct. 24
hW	35-19	Arkansas State (HC)	Oct. 31
hL	31-41	#10 Tulane*	Nov. 7
aL	3-45	Southern Miss*	Nov. 14
hL	31-34	East Carolina*	Nov. 21

226-339

1999

Records: 5-6-0; Home: 2-4-0; Away: 3-2-0
Coach: Rip Scherer
Captains: Tramont Lawless, Gerard Arnold, Ryan White
Conference: C-USA*

hL	0-3	Mississippi	Sept. 4
aL	10-13	Mississippi State (FOX)	Sept. 11
hW	31-26	Arkansas State	Sept. 18
aL	16-17	#7 Tennessee	Sept. 25
hL	17-27	Missouri (Fox)	Oct. 2
aW	38-14	UAB*	Oct. 9
hL	31-32	Louisville* (WDRB) (HC)	Oct. 16
aW	49-7	Tulane*	Oct. 30
hL	5-20	Southern Miss* (FOX)	Nov. 6
hW	14-10	Army*	Nov. 13
aW	21-13	Cincinnati*	Nov. 20

232-182

2000

Records: 4-7-0; Home: 2-4-0; Away: 2-3-0
Coach: Rip Scherer
Captains: Lou Esposito, Marcus Bell, Ben Graves
Conference: C-USA*

hL	3-17	Mississippi State (Fox)	Sept. 2
hW	28-0	Louisiana-Monroe	Sept. 9
aW	19-17	Arkansas State	Sept. 16
aW	26-16	Army*	Sept. 23
aL	3-24	#21 Southern Miss* (Fox)	Sept. 30
hW	17-10	East Carolina* (Fox)	Oct. 7
aL	9-13	UAB*	Oct. 14
hL	30-33	Houston* (30T) (HC)	Oct. 21
hL	17-19	Tennessee (Fox)	Nov. 4
hL	10-13	Cincinnati* (OT)	Nov. 11
aL	14-37	Tulane*	Nov. 18

232-182

2001

Records: 5-6-0; Home: 4-2-0; Away: 1-4-0
Coach: Tommy West
Captains: Bunkie Perkins, Artis Hicks, Wade Smith, Glenn Sumter, Demorrio Shank, Tony Brown
Conference: C-USA*

aL	10-30	#19 Mississippi St. (ESPN2)	Sept. 3
hW	43-10	UT-Chattanooga	Sept. 8
hW	17-9	USF	Sept. 22
aL	21-38	Louisville*	Sept. 29
hW	22-17	Southern Miss*	Oct. 6
aW	52-33	Houston*	Oct. 13
aL	11-32	East Carolina* (WPTY)	Oct. 20
hL	14-17	UAB* (ESPN+) (HC)	Oct. 27
aL	28-49	#6 Tennessee	Nov. 10
hW	42-10	Army*	Nov. 17
hL	34-36	Cincinnati*	Nov. 24

294-281

2002

Records: 3-9-0; Home: 3-3-0; Away: 0-6-0
Coach: Tommy West
Captains: Tony Brown, Wade Smith, Jimond Pugh
Conference: C-USA*

hW	52-6	Murray State	Aug. 31
aL	16-38	Mississippi (Jeff. Pilot)	Sept. 7
aL	14-33	Southern Miss* (WLMT)	Sept. 14
hW	38-10	Tulane*	Sept. 21
aL	17-31	UAB* (WLMT)	Sept. 28
hL	32-38	Louisville* (ESPN2)	Oct. 8
hL	17-29	Mississippi State	Oct. 19
aL	10-48	Cincinnati*	Oct. 26
hL	21-26	Houston* (HC)	Nov. 2
aL	28-31	USF*	Nov. 9
hW	38-10	Army*	Nov. 23
aL	20-27	TCU*	Nov. 30

303-327

2003

Records: 9-4-0; H: 5-2-0; A: 3-2-0; N: 1-0-0
Coach: Tommy West
Captains: Derrick Ballard, Coot Terry, Eric Taylor, Greg Harper
Conference: C-USA*

hW	40-10	Tennessee Tech	Aug. 30
hW	44-34	Mississippi (ESPN2)	Sept. 6
aL	6-23	Southern Miss*	Sept. 13
hW	38-16	Arkansas State	Sept. 27
hL	10-24	UAB* (HC)	Oct. 4
aL	27-35	Mississippi State	Oct. 11
aW	45-14	Houston*	Oct. 18
aW	41-9	Tulane*	Oct. 25
hW	41-24	East Carolina*	Nov. 1
aW	37-7	Louisville*	Nov. 15
hW	21-16	Cincinnati*	Nov. 22
hL	16-21	USF*	Nov. 29
nW	27-17	North Texas# (ESPN2)	Dec. 16

393-250 # New Orleans Bowl

2004

Records: 8-4-0; H: 4-1-0; A: 4-2-0; N: 0-1-0
Coach: Tommy West
Captains: Albert Means, Danny Wimprine
Conference: C-USA*

aW	20-13	Mississippi	Sept. 4
hW	52-21	Chattanooga	Sept. 11
aW	47-35	Arkansas State	Sept. 18
aL	28-35	UAB* (WLMT)	Sept. 25
hW	41-14	Houston* (WLMT) (HC)	Oct. 2
hW	49-24	Tulane*	Oct. 16
aL	10-49	Cincinnati* (WLMT)	Oct. 23
hL	49-56	#14 Louisville* (ESPN)	Nov. 4
hW	30-26	USM* (ESPN2)	Nov. 12
aW	38-35	East Carolina*	Nov. 20
aW	31-15	USF* (ESPN2)	Nov. 27
nL	35-52	Bowling Green# (ESPN)	Dec. 22

430-375 # GMAC Bowl

2005

Records: 7-5-0; H: 4-2-0; A: 2-3-0; N: 1-0-0
Coach: Tommy West
Captains: Maurice Avery, John Doucette, Marcus West
Conference: C-USA*

hL	6-10	Mississippi (ESPN)	Sept. 5
hW	59-14	Chattanooga	Sept. 17
aL	31-37	Tulsa* (OT) (WLMT/CSTV)	Sept. 24
hW	27-20	UTEP* (CSTV)	Oct. 1
aL	17-38	UCF* (WLMT/CSTV)	Oct. 8
aW	35-20	Houston* (CSTV)	Oct. 15
hW	27-24	East Carolina* (CSTV) (HC)	Oct. 22
hL	20-37	UAB* (ESPN2)	Nov. 1
aL	16-20	Tennessee (PPV)	Nov. 12
aW	24-22	Southern Miss* (CSTV)	Nov. 19
hW	26-3	Marshall* (CSTV)	Nov. 26
nW	38-31	Akron# (ESPN)	Dec. 26

326-276 #Motor City Bowl



MEMPHIS

TIGER MILESTONE GAMES

FIRSTS & LASTS...

First Game
1912 vs MUS (0-0) in Memphis

First Victory
1912 vs Bolton Agricultural College (13-0) in Memphis

First Loss
1912 vs CBC (0-13) in Memphis

First Road Victory
1914 vs Osceola Athletic Club (14-0) in Osceola, Ark.

First Undefeated Season
1929, 8-0-2

First Perfect Season
1938, 10-0-0

First Bowl Game
1956 vs ETSU (32-12) in Burley Bowl in Johnson City, Tenn.

Last Bowl Game
2005 vs Akron (38-31) in Motor City Bowl in Detroit

First Night Game
1929 vs Sunflower JC (20-0) in Memphis

First TV Game
1967 vs Florida State (7-26) in Memphis

First Mississippi Valley Conference Game
1928 vs Sunflower JC (19-0) in Memphis

First SIAA Conference Game
1935 vs Middle Tennessee St. (0-35) in Murfreesboro, Tenn.

First Missouri Valley Conference Game
1968 vs North Texas State (30-12) in Denton, Texas

First Conference USA Game
1995 vs Louisville (7-17) in Memphis

MILESTONE VICTORIES...

1st Win
1912 vs Bolton Agricultural College (13-0) in Memphis

50th Win
1929 vs Cumberland College (12-6) in Memphis

100th Win
1941 vs Livingston State (38-0) in Memphis

150th Win
1954 vs Murray State (34-6) in Memphis

200th Win
1963 vs Southern Miss (28-7) in Hattiesburg, Miss.

225th Win
1966 vs Houston (14-13) in Houston, Texas

250th Win
1970 vs Wichita State (51-6) in Memphis

275th Win
1974 vs Florida State (47-14) in Memphis

300th Win
1978 vs Louisville (29-22) in Louisville, Ky.

325th Win
1987 vs Alabama (13-10) in Memphis

350th Win
1992 vs Tulane (62-20) in New Orleans, La.

375th Win
1998 vs Cincinnati (41-24) in Memphis

400th Win
2003 vs Louisville (37-7) in Louisville, KY

MILESTONE GAMES...

1st Game
1912 vs MUS (0-0) in Memphis

50th Game
1920 vs Arkansas Normal (0-35) in Batesville, Ark.

100th Game
1926 vs Arkansas State (0-7) in Memphis

150th Game
1931 vs Arkansas State (6-14) in Jonesboro, Ark.

200th Game
1937 vs Union University (13-2) in Jackson, Tenn.

250th Game
1942 vs UT-Chattanooga (19-44) in Chattanooga, Tenn.

300th Game
1951 vs East Central Oklahoma (61-0) in Memphis

350th Game
1956 vs Mississippi (0-26) in Memphis

400th Game
1961 vs UT-Chattanooga (41-13) in Chattanooga, Tenn.

450th Game
1967 vs Utah State (14-28) in Logan, Utah

500th Game
1972 vs South Carolina (7-34) in Columbia, S.C.

550th Game
1976 vs Tennessee (14-21) in Memphis

600th Game
1981 vs Georgia Tech (28-15) in Atlanta, Ga.

650th Game
1985 vs Tennessee (7-17) in Memphis

700th Game
1990 vs Tulane (21-14) in Memphis

750th Game
1994 vs East Carolina (6-30) in Memphis

800th Game
1999 vs Missouri (17-27) in Memphis

850th Game
2003 vs Louisville (37-7) in Louisville, Ky.

TIGER FOOTBALL BY THE DECADE

Year	Overall Record	UM Pts.	Opp Pts.	W-L Pct.
1910s	19-25-2	662	661	.435
1920s	35-43-11	926	1342	.485
1930s	39-45-7	1005	1107	.486
1940s	34-23-1	1250	675	.589
1950s	48-44-4	1804	1570	.521
1960s	70-25-1	2483	1142	.738
1970s	60-48-1	2198	1802	.558
1980s	31-74-5	1709	2417	.312
1990s	45-64-1	2150	2241	.415
2000s	36-35-0	1978	1691	.507