

2005 REVIEW



2005 Game Recaps	80-91
2005 Statistics	92-96
Participation Chart.....	97-98
Key Departures from 2005.....	99-102



MEMPHIS

1 OLE MISS 10, MEMPHIS 6 SEPT. 5, 2005 • MEMPHIS, TENN.

MEMPHIS, Tenn. -- Add another exciting chapter to the Memphis-Ole Miss football rivalry. The Rebels took the lead in the third quarter, and then held off a furious late-game Tiger drive to secure a 10-6 defensive struggle victory.

Both defenses played a superb game, limiting each offense to under 300 total yards. And it was the defense that set up the Rebels' go-ahead score and eventually sealed the win for Ole Miss. It was also Memphis' defense that gave the Tigers their opportunities to win the contest.

Midway through the third quarter, Memphis took over on its own 24 yard line with a 6-3 lead. Redshirt freshman quarterback Will Hudgens, who had replaced the injured Patrick Byrne in the first half, went back to pass, and Ole Miss' Trumaine McBride picked off Hudgens' attempt and returned it to the Memphis 17 yard line.

With the Rebels threatening, the Tiger defense nearly pulled off a tremendous stop. Ole Miss gained only five yards on its first two plays, and the Rebels threw an incompleton on third down. Faced with a 4th-and-5 and having missed its last two field goal attempts, Ole Miss decided to go for it. Rebel quarterback Micheal Spurlock, though, hit paydirt on a broken play from 12 yards out. The score put Ole Miss ahead 10-6 with 5:45 to go in the third quarter.

The Tigers had a couple of opportunities to regain the lead in the fourth quarter, thanks to the defense.

After the Tiger defense stopped another Rebel drive, the Memphis offense took over on its own 35 yard line with 5:08 left. The Tigers had driven to the Ole Miss 37 yard line when Maurice Avery fumbled the ball. The Rebels recovered the loose ball, and with only 2:31 remaining, it looked as if the Tigers had run out of chances.

The Memphis defense, though, was not done. The Tigers held Ole Miss to three-and-out, and after a punt and short return, Memphis had the ball at midfield with 1:32 left in the game.

Two rushes -- one by DeAngelo Williams and one by Hudgens -- picked up the first down at the Ole Miss 40 yard line. Hudgens then hit Avery for a 19-yard gain to the Rebel 21. After the next three plays netted only two yards, the Tigers faced a 4th-and-8 with :36 left. Hudgens kept the drive alive when he hit Ryan Scott with an 11-yard pickup to the Ole Miss eight yard line. Williams gained two yards on first-and-goal. After an Ole Miss timeout, the Tigers looked for the end zone, but Hudgens' pass was intercepted by Garry Pack, ending the Memphis hopes of a come-from-behind win.

The way the game started gave no indica-

tion of the defensive battle the remainder of the game would become. The Rebels took the opening kickoff down the field and scored a field goal for a 3-0 lead in the game's first two minutes.


On the ensuing possession, adversity struck the Tigers early. On the third offensive play, Byrne, who had been Danny Wimprine's back-up the last three seasons, suffered a broken leg and is out for the 2005 campaign. Hudgens took over the Tiger offense and completed 15-of-28 attempts for 145 yards.

Memphis tied the contest at 3-3 on a Stephen Gostkowski field goal at the 2:08 mark in the first quarter. Gostkowski gave the Tigers a 6-3 lead in the second quarter on a 47-yard field goal.

Williams rushed for 85 yards on 24 carries. He also had two receptions for 14 yards.

Spurlock was 14-of-27 passing for 184 yards, and his favorite target was Mario Hill, who caught eight passes for 132 yards.

For a second-straight year, the Memphis defense held the Rebels to under 60 yards rushing (55 yards in 2005; 58 yards in 2004). The Tiger defense also had five sacks and two interceptions.



SCORING SUMMARY				
Ole Miss	3	0	7	0 -- 10
Memphis	3	3	0	0 -- 6
OM-UM				
Drive Chart (Plays/Yds/TOP)				
First Quarter				
13:08	OM	Hinkle	35 FG	3-0
				6/47/1:52
2:08	UM	Gostkowski	34 FG	3-3
				10/64/4:57
Second Quarter				
4:40	UM	Gostkowski	47 FG	3-6
				12/51/6:05
Third Quarter				
5:45	OM	Spurlock	12 run (Moseley kick)	10-6
				4/17/1:30
FINAL TEAM STATISTICS				
	OM	UM		
First Downs	16	16		
Rushing	4	8		
Passing	12	8		
Penalty	0	0		
Rushes-Yds	36-55	38-119		
Passing Yds	207	149		
Comp.-Att.-Int.	15-31-2	16-29-2		
Total Plays-Yds	67-262	67-268		
Avg./Play	3.9	4.0		
Fumbles-Lost	0-0	1-1		
Penalties-Yds	5-25	4-26		
Punts-Avg.	6-38.0	7-39.3		
Punt Returns	5-37	5-33		
KO Returns	1-27	0-0		
Interceptions	2-65	2-7		
Possession Time	30:35	29:25		
Third Down Conversions	3-15	4-15		
Fourth Down Conversions	1-1	2-2		
Sacks By	2-14	5-33		
Attendance: 53,339; Weather: Hazy, 87°				

OLE MISS					
RUSHING	Att	Yds	TD	Lg	Avg
McSwain	6	30	0	13	5.0
Pittman	9	18	0	4	2.0
Jacobs	6	7	0	5	1.2
Espy	1	5	0	5	5.0
Cook	1	3	0	3	3.0
Team	1	0	0	0	0.0
Lane	2	-2	0	1	-1.0
Spurlock	10	-6	1	17	-0.6
Totals	36	55	1	17	1.5
PASSING	A-C-I	Yds	TD	Lg	Sck
Spurlock	27-14-1	184	0	38	4
Lane	4-1-1	23	0	23	1
Totals	31-15-2	207	0	38	5
RECEIVING	No	Yds	TD	Lg	
Hill	8	132	0	38	
Biddle	4	59	0	18	
Espy	2	7	0	5	
Cook	1	9	0	9	
Totals	15	207	0	38	
PUNTING	No	Yds	Avg	Lg	I20
Moseley	6	228	38.0	50	1
Totals	6	228	38.0	50	1
PUNT RETURNS	No	Yds	TD	Lg	
Espy	5	37	0	11	
Totals	5	37	0	11	
KO RETURNS	No	Yds	TD	Lg	
Espy	1	27	0	27	
Totals	1	27	0	27	
INTERCEPTIONS	No	Yds	TD	Lg	
McBride	1	30	0	30	
Pack	1	35	0	35	
Totals	2	65	0	35	
Tackle Leaders: Willis 15 (10-5), Robinson 11 (6-5)					
Sacks: Pack 1-12, Robinson 1-2					

MEMPHIS					
RUSHING	Att	Yds	TD	Lg	Avg
Williams	24	85	0	26	3.5
Avery	2	19	0	11	9.5
Doss	4	18	0	11	4.5
Hudgens	7	-1	0	8	-0.1
Byrne	1	-2	0	0	-2.0
Totals	38	119	0	26	3.1
PASSING	A-C-I	Yds	TD	Lg	Sck
Hudgens	28-15-2	145	0	34	1
Byrne	1-1-0	4	0	4	1
Totals	29-16-2	149	0	34	2
RECEIVING	No	Yds	TD	Lg	
Scott	4	25	0	11	
Avery	3	28	0	19	
Williams, D.	2	14	0	10	
Doss	2	8	0	4	
Robinzine	1	34	0	34	
Knockum	1	11	0	11	
Doucette	1	11	0	11	
Williams, E.	1	9	0	9	
McCoy	1	9	0	9	
Totals	16	149	0	34	
PUNTING	No	Yds	Avg	Lg	I20
Gibson	7	275	39.3	49	1
Totals	7	275	39.3	49	1
PUNT RETURNS	No	Yds	TD	Lg	
McDonald	5	33	0	10	
Totals	5	33	0	10	
KO RETURNS	No	Yds	TD	Lg	
Totals	0	0	0	0	
INTERCEPTIONS	No	Yds	TD	Lg	
Smith	1	7	0	7	
McDonald	1	0	0	0	
Totals	2	7	0	7	
Tackle Leaders: Goodwell 11 (3-8), Baker 10 (4-6)					
Sacks: West 1-10, Baker 1-7, Smith 1-7, Phillips 1-6, Goodwell 1-3					

TIGERS



2 MEMPHIS 59, CHATTANOOGA 14 SEPT. 17, 2005 • MEMPHIS, TENN.

MEMPHIS, Tenn. - What a difference a year makes.

Last season, the Chattanooga Mocs stayed within striking distance throughout the first half (17-7 Memphis halftime lead), before the Tigers put together a 28-point third quarter to take control of the contest. This year, Memphis put the game out of reach before halftime, grabbing a 35-7 advantage by intermission and never looking back.

The Tigers piled up nearly 600 yards of total offense (598 yards) with 398 of it coming via their ground attack. DeAngelo Williams, the reigning Conference USA Offensive Player of the Year, was the Tigers' offensive catalyst with his fifth career 200-yard rushing performance. He finished with 205 yards on 20 carries (10.2 average) and three scores, with all three touchdowns coming in the first half.

In his first collegiate start, Will Hudgens was 10-of-15 passing for 139 yards and two touchdowns. Tiger backup quarterback Billy Barefield saw his first collegiate action late in the third quarter and the fourth period and finished 7-of-8 passing for 55 yards and a score.

The Memphis defense played another solid game, holding the Moc offense to only 105 yards passing. The Tigers forced a fumble and intercepted two Chattanooga passes. Wesley Smith led Memphis with eight total hits (six solo, two assists), and Tim Goodwell added seven tackles (six solo, one assist) and an interception. Goodwell's pick was the first of his career.

After an exchange of punts, the Tigers got the scoring started midway through the first quarter. Memphis put together a six-play, 55-yard drive that culminated in a Williams' 15-yard touchdown scamper that put the Tigers ahead 7-0.

Chattanooga had an immediate answer on the ensuing drive. The Mocs drove 65 yards on six plays, and when Eldra Buckley crossed the goal line from 38 yards out, the score was tied at 7-7. On the drive, Buckley accounted for 50 of the 65 yards.

However, that's when the exchange of touchdowns stopped. While the Tiger offense scored on their next four possessions, the Memphis defense pitched a shutout the rest of the first half.

Williams added touchdown runs of nine and 20 yards for a 21-7 advantage. The Tigers then went to the air for their next two scores. The first came at the 12:24 mark of the second quarter when Hudgens hooked up with Maurice Avery for a 62-yard touchdown strike. The touchdown pass was Hudgens' first of his collegiate career. The 62-yard reception was Avery's career long.

Hudgens' second touchdown strike was to Maurice Jones at the 5:54 mark of the second quarter. The touchdown reception was Jones' first career score.

Buckley, who finished with 143 yards rushing

on 20 carries, opened the second half scoring with a two-yard touchdown run for Chattanooga. The Mocs, however, would not mount another scoring threat.


Avery, who had a touchdown reception in the first half, hit paydirt via the ground to give Memphis a 42-14 lead. A Stephen Gostkowski 30-yard field gave the Tigers a 45-14 lead going into the final period.

Barefield, who entered the game late in the third quarter, hit Brett Russell from 26 yards out for a 52-14 Tiger advantage. The scoring hookup was Barefield's first collegiate touchdown pass and Russell's first collegiate touchdown reception.

The scoring was completed with 4:06 left in the contest when Jamarcus Gaither found the end zone from 11 yards out for the 59-14 final. It was Gaither's first career rushing touchdown, and Trey Adams followed with his first collegiate PAT.

Avery finished with two receptions for 73 yards, while Ryan Scott was the squad's top receiver in the contest with four catches for 32 yards. Sophomore running back Joseph Doss added 85 yards on 12 carries.

Memphis punter Michael Gibson had only two punts, but averaged 41.0 yards per attempt.



SCORING SUMMARY					
Chattanooga	7	0	7	0	-- 14
Memphis	14	21	10	14	-- 59

Drive Chart (Plays/Yds/TOP)					
First Quarter					
8:58	UM	Williams 15 run (Gostkowski kick)	0-7	6/55/2:00	
6:52	UTC	Buckley 38 run (Lopez kick)	7-7	6/65/2:06	
2:58	UM	Williams 9 run (Gostkowski kick)	7-14	9/77/3:54	
Second Quarter					
14:51	UM	Williams 20 run (Gostkowski kick)	7-21	4/36/1:00	
12:24	UM	Avery 62 pass from Hudgens (Gostkowski kick)	7-28	1/62/0:11	
5:54	UM	Jones 27 pass from Hudgens (Gostkowski kick)	7-35	12/62/4:35	
Third Quarter					
8:15	UTC	Buckley 2 run (Camay kick)	14-35	8/66/3:24	
6:21	UM	Avery 4 run (Gostkowski kick)	14-42	7/77/1:54	
0:04	UM	Gostkowski 30 FG	14-45	9/38/4:10	
Fourth Quarter					
12:36	UM	Russell 26 pass from Barefield (Gostkowski kick)	14-52	6/50/2:04	
4:06	UM	Gaither 11 run (Adams kick)	14-59		

FINAL TEAM STATISTICS			
	UTC	UM	
First Downs	18	32	
Rushing	11	22	
Passing	5	9	
Penalty	2	1	
Rushes-Yds	43-227	54-398	
Passing Yds	105	194	
Att.-Comp.-Int.	11-21-2	17-23-0	
Total Plays-Yds	64-332	77-592	
Avg./Play	5.2	7.7	
Fumbles-Lost	1-1	2-0	
Penalties-Yds	7-51	8-58	
Punts-Avg.	6-38.5	2-41.0	
Punt Returns	0-0	4-17	
KO Returns	2-50	3-60	
Interceptions	0-0	2-4	
Possession Time	30:03	29:57	
Third Down Conversions	3-10	9-14	
Fourth Down Conversions	0-1	1-1	
Sacks By	0-0	2-16	

CHATTANOOGA					
RUSHING					
Buckley	Att	Yds	TD	Lg	Avg
Buckley	20	143	2	38	7.2
Cousart	5	31	0	12	6.2
Miller	8	29	0	16	3.6
Abdus-Salaam	4	14	0	6	3.5
Davis	2	11	0	6	3.5
Barber	3	9	0	8	3.0
Lopez	1	-10	0	0	-10.0
Totals	43	227	2	38	5.3
PASSING					
Miller	A-C-I	Yds	TD	Lg	Sck
Miller	15-9-1	72	0	24	1
Lopez	6-2-1	33	0	24	1
Totals	21-11-2	105	0	24	2
RECEIVING					
Parkinson	No	Yds	TD	Lg	
Parkinson	2	33	0	24	
Ward	2	14	0	8	
Hassell	2	8	0	9	
Johnson	1	24	0	24	
Gilmore	1	20	0	20	
Barber	1	7	0	7	
Buckley	1	4	0	4	
Cousart	1	-5	0	0	
Totals	11	105	0	24	
PUNTING					
Wright	No	Yds	Avg	Lg	I20
Wright	6	231	38.5	42	1
Totals	6	231	38.5	42	1
PUNT RETURNS					
	No	Yds	TD	Lg	
	0	0	0	0	
Totals	0	0	0	0	
KO RETURNS					
	No	Yds	TD	Lg	
Hassell	2	50	0	28	
Totals	2	50	0	28	
INTERCEPTIONS					
	No	Yds	TD	Lg	
	0	0	0	0	
Totals	0	0	0	0	
Tackle Leaders: McConico 11 (11-0), McCowan 8 (8-0)					
Sacks: None					

MEMPHIS					
RUSHING					
Williams, D.	Att	Yds	TD	Lg	Avg
Williams, D.	20	205	3	42	10.2
Doss	12	85	0	19	7.1
Barefield	5	42	0	14	8.4
Gaither	6	29	1	12	4.8
Avery	5	25	1	8	5.0
Williams, E.	2	12	0	8	6.0
Barnett	1	6	0	6	6.0
Hudgens	1	2	0	2	2.0
Feagans	1	1	0	1	1.0
Team	1	-9	0	0	-9.0
Totals	54	398	5	42	7.4
PASSING					
Hudgens	A-C-I	Yds	TD	Lg	Sck
Hudgens	15-10-0	139	2	62	0
Barefield	8-7-0	55	1	26	0
Totals	23-17-0	194	3	62	0
RECEIVING					
Scott	No	Yds	TD	Lg	
Scott	4	32	0	12	
Williams, E.	3	20	0	9	
Avery	2	73	1	62	
Jones	2	26	1	27	
Russell	1	26	1	26	
Hunt	1	14	0	14	
Robinzine	1	7	0	7	
Doucette	1	3	0	3	
Williams, D.	1	3	0	3	
Dodd	1	-10	0	0	
Totals	17	194	3	62	
PUNTING					
Gibson	No	Yds	Avg	Lg	I20
Gibson	2	82	41.0	54	1
Totals	2	82	41.0	54	1
PUNT RETURNS					
McDonald	No	Yds	TD	Lg	
McDonald	4	17	0	8	
Totals	4	17	0	8	
KO RETURNS					
Doss	No	Yds	TD	Lg	
Doss	3	60	0	23	
Totals	3	60	0	23	
INTERCEPTIONS					
Patterson	No	Yds	TD	Lg	
Patterson	1	0	0	0	
Goodwell	1	4	0	4	
Totals	2	4	0	4	
Tackle Leaders: Smith 8 (6-2), Goodwell 7 (6-1)					
Sacks: Spurlock 1-10, Washington 1-6					



MEMPHIS

3 TULSA 37, MEMPHIS 31 (OT) SEPT. 24, 2005 • TULSA, OKLA.

TULSA, Okla. - It's not the way to start Conference USA play, but the Tigers have used it to their advantage the last two years.

As in 2003 and 2004, Memphis dropped its league opener, falling 37-31 at Tulsa in overtime. The Tigers bounced back in 2003 and 2004 with 5-3 league records, and they will have to do the same in 2005.

DeAngelo Williams was a huge bright spot for the Tigers in the setback. The reigning Conference USA Offensive Player of the Year rushed for 223 yards and three scores. It was the second-straight week Williams gained over 200 rushing yards and scored three touchdowns. The 200-yard performance was the sixth of his career and also gave him the Conference USA career rushing mark.



Tulsa quarterback Paul Smith matched Williams through the air. Smith was 15-of-22 passing for 234 yards and three scoring strikes. He also ran the ball 10 times for 29 yards. Smith's favorite target was Garrett Mills, who had seven receptions for 106 yards and two touchdowns. It was the second Smith-to-Mills scoring strike that proved to be the game winner in overtime.

The Tigers suffered another setback when redshirt freshman quarterback Will Hudgens was injured with under a minute to play in regulation. Hudgens finished the game with 129 yards passing and one touchdown.

The Golden Hurricane led 21-14 at the break, and struck first in the second half. Tulsa drove 62 yards on six plays, picking up the last 38 yards on a scoring strike from Smith to Mills. The touchdown gave Tulsa a 28-14 lead.

The Tigers, however, had an answer. Memphis scored with 5:19 left in the third quarter when Maurice Avery scored on a 20-yard pass from Hudgens.

Early in the final quarter, it looked as if Tulsa would regain its two-touchdown lead and put the game out of reach. The Tiger defense halted the Golden Hurricane at the one yard line, and forced Tulsa to settle for a field goal. Brad DeVault connected on a 19-yard field goal to give Tulsa a 31-21 lead with only 10:55 left.

Memphis' quick-strike offense cut into the Tulsa lead 1:39 later when Stephen Gostkowski hit a 32-yard field goal.

After the Tiger defense forced Tulsa to punt, Memphis took over with a little over six minutes left in regulation. Memphis put together an impressive 13-play, 65-yard drive that culminated in a Williams eight-yard score to tie the contest with only 1:54 left.

The Tiger defense stepped up again, holding the Golden Hurricane to a three-and-out. Tulsa punted, and Memphis had the ball near midfield with under a minute to play. However, the Tigers were not able to muster any late-game momentum, and the game went into overtime.

Memphis won the coin flip and elected to go on defense first. The Tulsa offense wasted little time, as on the first play, Smith hit Mills for a 25-yard touchdown. DeVault missed the PAT, and the Golden Hurricane only led 37-31.

The Tigers then got their overtime opportunity. Memphis marched to the Tulsa 18 on two Williams' runs, but Avery lost a yard on third down. After a penalty moved the Tigers back to the 24, Memphis faced a 4th-and-9. Williams got the call, but the Golden Hurricane defense pushed the All-America running back out-of-bounds just short of the first down marker, ending the contest.

In the first half, Memphis struck first for a 7-0 lead when Williams hit paydirt from seven yards out. The Golden Hurricane scored the next two touchdowns for a 14-7 lead, but Williams tied the contest at 14-all with 4:16 left before halftime. Tulsa, though, regained the advantage at 21-14 just before intermission when Tarrion Adams rambled for a 64-yard touchdown with only 27 seconds left.

Wesley Smith led the Tiger defense with 10 tackles (nine solo) and an interception. Marcus West added nine stops (eight solo). Bobby Blackshire led the Tulsa defense with eight tackles (seven solo), including the key stop in overtime when he pushed Williams out-of-bounds just shy of a first down.

Memphis also had two costly fumbles that halted drives and was penalized 12 times for 93 yards.

		SCORING SUMMARY						
Memphis		7	7	7	10	0	--	31
Tulsa		7	14	7	3	6	--	37

		UM-TU	
		Drive Chart (Plays/Yds/TOP)	
First Quarter			
11:43	UM	Williams 7 run (Gostkowski kick)	7-0 / 5/47/1:37
5:12	TU	Diles 3 run (DeVault kick)	7-7 / 12/80/6:31
Second Quarter			
9:01	TU	Parrish 42 pass from Smith (DeVault kick)	7-14 / 6/80/3:40
4:16	UM	Williams 14 run (Gostkowski kick)	14-14 / 5/78/1:03
0:27	TU	Adams 64 run (DeVault kick)	14-21
Third Quarter			
11:12	TU	Mills 37 pass from Smith (DeVault kick)	14-28 / 6/62/2:40
5:19	UM	Avery 20 pass from Hudgens (Gostkowski kick)	21-28 / 9/62/2:25
Fourth Quarter			
10:55	TU	DeVault 19 FG	21-31 / 12/45/5:58
9:16	UM	Gostkowski 32 FG	24-31 / 6/54/1:39
1:54	UM	Williams 8 run (Gostkowski kick)	31-31 / 13/65/4:25
Overtime			
----	TU	Mills 25 pass from Smith (DeVault kick failed)	31-37 / 1/25/----

		FINAL TEAM STATISTICS	
		UM	TU
First Downs		20	18
Rushing		15	7
Passing		3	8
Penalty		2	3
Rushes-Yds		48-335	47-197
Passing Yds		147	234
Comp.-Att.-Int.		9-24-0	15-23-1
Total Plays-Yds		72-482	70-431
Avg./Play		6.1	10.2
Fumbles-Lost		3-2	0-0
Penalties-Yds		12-93	6-50
Punts-Avg.		6-45.7	7-40.6
Punt Returns		4-19	1-5
KO Returns		3-46	3-62
Interceptions		1-0	0-0
Possession Time		22:21	37:39
Third Down Conversions		4-12	9-17
Fourth Down Conversions		0-1	0-0
Sacks By		2-3	0-0

Attendance: 20,645; Weather: Overcast, 85°

MEMPHIS						
RUSHING	Att	Yds	TD	Lg	Avg	
Williams, D.	30	223	3	48	7.4	
Avery	4	38	0	23	9.5	
Barefield	5	36	0	10	7.2	
Doss	6	32	0	18	5.3	
Robinzine	1	6	0	6	6.0	
Hudgens	1	1	0	1	1.0	
Team	1	-1	0	0	-1.0	
Totals	48	335	3	48	7.0	
PASSING	A-C-I	Yds	TD	Lg	Sck	
Hudgens	19-8-0	129	1	41	0	
Barefield	4-1-0	18	0	18	0	
McCoy	1-0-0	0	0	0	0	
Totals	24-9-0	147	1	41	0	
RECEIVING	No	Yds	TD	Lg		
Avery	3	69	1	41		
Jones	2	26	0	20		
Scott	1	30	0	30		
Doucette	1	18	0	18		
Williams, E.	1	3	0	3		
Williams, D.	1	1	0	1		
Totals	9	147	1	41		
PUNTING	No	Yds	Avg	Lg	I20	
Gibson	6	274	45.7	53	2	
Totals	6	274	45.7	53	2	
PUNT RETURNS	No	Yds	TD	Lg		
McDonald	4	19	0	15		
Totals	4	19	0	15		
KO RETURNS	No	Yds	TD	Lg		
Doss	2	38	0	20		
Barnett	1	8	0	8		
Totals	3	46	0	20		
INTERCEPTIONS	No	Yds	TD	Lg		
Smith	1	0	0	0		
Totals	1	0	0	0		

Tackle Leaders: Smith 10 (9-1), West 9 (8-1)
Sacks: West 1-1, Washington 0.5-1, Snyder 0.5

TULSA						
RUSHING	Att	Yds	TD	Lg	Avg	
Adams	5	71	1	64	14.2	
Parrish	19	50	0	8	2.6	
Diles	9	35	1	8	3.9	
Smith	10	29	0	9	2.9	
Jackson	3	13	0	7	4.3	
Team	1	-1	0	0	-1.0	
Totals	47	197	2	64	4.2	
PASSING	A-C-I	Yds	TD	Lg	Sck	
Smith	22-15-0	234	3	42	2	
Moss	1-0-1	0	0	0	0	
Totals	23-15-1	234	3	42	2	
RECEIVING	No	Yds	TD	Lg		
Mills	7	106	2	37		
Parrish	2	55	1	42		
Moss	2	18	0	10		
McQuillar	2	13	0	7		
Ramsey	1	32	0	32		
Keopple	1	10	0	10		
Totals	15	234	3	42		
PUNTING	No	Yds	Avg	Lg	I20	
Kindred	7	284	40.6	61	1	
Totals	7	284	40.6	61	1	
PUNT RETURNS	No	Yds	TD	Lg		
Moss	1	5	0	5		
Totals	1	5	0	5		
KO RETURNS	No	Yds	TD	Lg		
Davis	3	62	0	25		
Totals	3	62	0	25		
INTERCEPTIONS	No	Yds	TD	Lg		
Totals	0	0	0	0		

Tackle Leaders: Blackshire 8 (7-1), Chamberlain 7 (3-4)
Sacks: None

TIGERS



4

MEMPHIS 27, UTEP 20 Oct. 1, 2005 • MEMPHIS, TENN.

MEMPHIS, Tenn. -- Memphis fans should throw away the nail clippers and have health check-ups performed because the Tiger football squad has proven it can make things interesting in 2005.

For the third time in four games, the Tigers took the outcome into the final minute of regulation or overtime. This week, Memphis used key defensive plays and the running of DeAngelo Williams to post a thrilling 27-20 win over preseason C-USA West Division favorite UTEP.

The Tigers went up 20-12 with only 4:51 left in regulation when Stephen Gostkowski connected on a 24-yard field goal.

Needing a touchdown and two-point conversion to tie, the Miners wasted little time in doing so. After UTEP's ensuing drive started with a 15-yard penalty against Memphis,

Miner quarterback Jordan Palmer hit Jayson Boyd for a 36-yard gain to the Tiger 29. On the next play, Palmer connected with Johnny Higgins Jr. for a 29-yard scoring strike to pull the Miners to within two at 20-18. UTEP then tied the contest at 20-all when Palmer ran in the two-point conversion. The UTEP scoring drive took only 50 seconds.

The Miners held Memphis on its next possession, and got the ball back with 2:02 on the clock. After an exchange of holding penalties, Palmer went back to pass from his own 28 yard line. However, the UTEP signal-caller found Memphis' Derek Clenin, who intercepted the pass at the UTEP 35 and returned it to inside with 10 with only 1:16 left.

It didn't take the Tigers long to regain the lead from that point. Williams gained all nine yards on the two-play drive to give Memphis a 27-20 advantage with 50 seconds left.

Aware of UTEP's quick-strike capabilities, the victory celebration was on hold. The Miners took over on the 20 yard line, and Memphis forced Palmer incompletions on the first two downs. On third down, the Tiger defense came up big again, sealing the win when O.C. Collins picked off Palmer at the UTEP 31 with :32 on the clock.

As exciting as the final minutes were, the first half was uneventful as Memphis led 7-6 at the intermission. Two Reagan Schneider field goals accounted for the UTEP scoring, while a Maurice Avery-to-Ryan Scott touchdown connection was the Tigers' lone score.

For Memphis, the stories of the game were the defense and Williams. While the Tiger defense allowed Palmer 431 yards passing, it held the UTEP ground game in check. The Miners managed only 74 yards rushing on 25 carries. The Memphis defense also forced six UTEP turnovers (three fumbles, three interceptions), including three inside the red zone.

Once again, Williams, a Heisman Trophy hopeful, proved why he is the nation's top running back. The senior rushed for 236 yards on 35 carries and scored two touchdowns, including the game

winner. The 200-yard performance was his third-straight of 2005 and the seventh of his career. Williams' spectacular 74-yard scoring scamper in the third quarter gave Memphis a 17-6 lead.

Another bright spot for the Tigers was the punting of Michael Gibson. The Memphis punter averaged 45.8 yards per punt, including a long of 54 yards, and pinned the UTEP offense inside the 20 twice.

The high-powered UTEP offense was as advertised. Palmer was 23-of-53 passing for 431 yards. It was the first time a quarterback had thrown for over 400 yards against the Tigers since Arkansas State's Nick Noce did so in 2004. The Tigers also won that game in thrilling fashion.

UTEP had three receivers over 100 yards in Higgins (134 yards), Chris Francies (120) and Boyd (126). Higgins had the only touchdown reception for UTEP.

True freshman Billy Barefield made his first collegiate start at quarterback for Memphis. The Tiger signal-caller was 12-of-19 for 79 yards, but operated an error-free offense with no interceptions and no fumbles lost. Avery threw the only Tiger touchdown pass, lofting a 43-yard strike to Scott. It was Scott's first score of 2005.

Scott had seven receptions for 104 yards, and both marks were career bests.



SCORING SUMMARY					
UTEP	3	3	6	8	-- 20
Memphis	0	7	10	10	-- 27
UTEP-UM Drive Chart (Plays/Yds/TOP)					
First Quarter					
6:50	UTEP	Schneider	45 FG		3-0
					5/35/:044
Second Quarter					
13:27	UTEP	Schneider	24 FG		6-0
					8/73/2:56
10:30	UM	Scott	43 pass from Avery (Gostkowski kick)		6-7
					7/72/2:57
Third Quarter					
10:29	UM	Gostkowski	26 FG		6-10
					11/64/4:31
3:30	UM	Williams	74 run (Gostkowski kick)		6-17
					1/74/0:18
1:27	UTEP	Ebell	1 run (Palmer pass failed)		12-17
Fourth Quarter					
4:51	UM	Gostkowski	24 FG		12-20
					14/81/7:22
4:01	UTEP	Higgins	29 pass from Palmer (Palmer rush)		20-20
					2/80/0:50
0:50	UM	Williams	3 run (Gostkowski kick)		20-27
					2/9/0:26
FINAL TEAM STATISTICS					
	UTEP		UM		
First Downs	30		17		
Rushing	7		11		
Passing	17		4		
Penalty	6		2		
Rushes-Yds	25-74		51-252		
Passing Yds	431		122		
Comp.-Att.-Int.	23-53-3		13-21-0		
Total Plays-Yds	78-505		72-374		
Avg./Play	8.1		5.8		
Fumbles-Lost	4-3		2-0		
Penalties-Yds	5-45		11-121		
Punts-Avg.	5-35.4		10-45.0		
Punt Returns	6-27		2-4		
KO Returns	2-40		5-110		
Interceptions	0-0		3-29		
Possession Time	23:56		36:04		
Third Down Conversions	3-14		4-16		
Fourth Down Conversions	0-1		0-0		
Sacks By	1-15		3-23		
Attendance: 30,053; Weather: Partly Cloudy, 73°					

UTEP					
RUSHING	Att	Yds	TD	Lg	Avg
Ebell	15	69	1	13	4.6
Thomas	3	13	0	14	4.3
Austin	1	-2	0	0	-2.0
Palmer	6	-6	0	0	-1.0
Totals	25	74	1	14	3.0
PASSING	A-C-I	Yds	TD	Lg	Sck
Palmer	53-23-3	431	1	51	3
Totals	53-23-3	431	1	51	3
RECEIVING	No	Yds	TD	Lg	
Higgins	7	134	1	35	
Francies	6	120	0	44	
Boyd	5	126	0	51	
Ebell	2	15	0	13	
Sears	1	23	0	23	
Givens	1	9	0	9	
Thomas	1	4	0	4	
Totals	23	431	1	51	
PUNTING	No	Yds	Avg	Lg	I20
Hotchkiss	5	177	35.4	47	0
Totals	5	177	35.4	47	0
PUNT RETURNS	No	Yds	TD	Lg	
Higgins	6	27	0	17	
Totals	6	27	0	17	
KO RETURNS	No	Yds	TD	Lg	
Higgins	2	40	0	26	
Totals	2	40	0	26	
INTERCEPTIONS	No	Yds	TD	Lg	
Totals	0	0	0	0	
Tackle Leaders: Collavo 10 (6-4), Jones 8 (7-1)					
Sacks: Collavo 1-15					

MEMPHIS					
RUSHING	Att	Yds	TD	Lg	Avg
Williams, D.	35	236	2	74	6.7
Barefield	9	15	0	17	1.7
Doss	2	6	0	4	3.0
Team	1	-2	0	0	-2.0
Avery	4	-3	0	7	-0.8
Totals	51	252	2	74	4.9
PASSING	A-C-I	Yds	TD	Lg	Sck
Barefield	19-12-0	79	0	21	0
Avery	2-1-0	43	1	43	1
Totals	21-13-0	122	1	43	1
RECEIVING	No	Yds	TD	Lg	
Scott	7	104	1	43	
Williams, D.	3	3	0	6	
McCoy	1	7	0	7	
Jones	1	6	0	6	
Williams, E.	1	2	0	2	
Totals	13	122	1	43	
PUNTING	No	Yds	Avg	Lg	I20
Gibson	9	412	45.8	54	2
Barefield	1	38	38.0	38	1
Totals	10	450	45.0	54	3
PUNT RETURNS	No	Yds	TD	Lg	
McDonald	2	4	0	3	
Totals	2	4	0	3	
KO RETURNS	No	Yds	TD	Lg	
Doss	5	110	0	26	
Totals	5	110	0	26	
INTERCEPTIONS	No	Yds	TD	Lg	
Clenin	1	26	0	26	
Smith	1	3	0	3	
Collins	1	0	0	0	
Totals	3	29	0	26	
Tackle Leaders: Baker 8 (4-4), Collins 7 (4-3)					
Sacks: Baker 1-10, McCrary 1-8, West 1-5					

2005 REVIEW 83



MEMPHIS

5 UCF 38, MEMPHIS 17 OCT. 8, 2005 • ORLANDO, FLA.

ORLANDO, Fla. -- Playing home and away seems like night and day for the 2005 Tigers. After an inspiring victory over C-USA West Division pre-season favorite UTEP the previous week at home, Memphis ran into a hungry UCF squad in Orlando, falling to the Golden Knights 38-17 before 20,562 fans in the Florida Citrus Bowl.

The Tiger defense -- which the week before versus UTEP was so opportunistic -- was unable to do the same against UCF, as the Golden Knights played error-free football in the win. The UCF offense was clicking the entire game, piling up 551 yards of total offense in running a balanced attack. The Golden Knights had 261 yards rushing and 290 yards passing.

Leading the UCF offense was quarterback Stephen Moffett and running back Kevin Smith. Moffett was 14-of-21 passing for 290 yards and three touchdown tosses. Smith proved to be just as effective on the ground, recording 164 yards on 31 carries and one touchdown.

All of Moffett's 14 completions went to two receivers in Mike Walker and Brandon Marshall. Walker had 10 receptions for 157 yards (both game highs) and one score, while Marshall had four catches for 133 yards and two touchdowns.

As has been the case all season, DeAngelo Williams paced the Tiger offense with 136 yards on 14 carries, including a spectacular 76-yard jaunt in the second quarter that set up a score. The Heisman Trophy hopeful missed most of the third quarter as a result of dehydration.

Sophomore Joseph Doss carried the ball nine times for 33 yards and scored two touchdowns. The first touchdown -- a nine-yard scamper with five minutes left in the second quarter -- was the first of his career. Senior Maurice Avery rushed the ball four times for 38 yards.

Memphis was unable to stretch the field with its passing game. True freshman quarterback Billy Barefield was 13-of-22 passing for only 71 yards. His long completion of the contest was 11 yards. Ryan Scott was Barefield's favorite target, catching five balls for 35 yards.

UCF opened the contest strong, scoring on its first two drives of the game for a 14-0 first quarter advantage. The Golden Knights took the opening kickoff and marched down the field 80 yards on 11 plays for the game's first score. The drive culminated in a Dontavious Wilcox six-yard touchdown run.

After the UCF defense held the Tigers three-and-out, the Golden Knight offense put together another impressive drive. UCF took seven plays to go 69 yards, and when Moffett connected with Walker from 20 yards out, the Golden Knights led 14-0.

The Tigers would not go quietly in the first half. Memphis responded with two Doss scores to tie the contest at 14-all. Doss' first touchdown came at the end of a seven-play, 48-yard drive. Williams

started the drive with 14 rushing yards, and Doss picked up the final 22 yards for the score.


On its next possession, Memphis tied the contest at 14-all. After a Barefield-to-Scott pass play netted eight yards to the Tiger 22, Williams put on another show with an amazing 76-yard scamper that moved the ball to the UCF 2. From there, Doss picked up the final two yards for the touchdown.

The Tigers took momentum into the intermission, but UCF came out with fire in the second half. Moffett found Marshall for a 69-yard scoring strike for a 21-14 Golden Knight lead early in the third quarter. Memphis, though, answered with a Stephen Gostkowski 40-yard field goal to cut the lead to 21-17 with 8:23 left in the third quarter.

But, UCF took control in the final period of play. The Golden Knights scored two touchdowns in the first three minutes of the fourth quarter to put the game away.

The first touchdown came just two seconds into the final period when Smith hit paydirt from one yard out to end a 16-play, 80-yard drive that took up 8:25 on the clock. UCF's second score of the quarter came after Jason Venson picked off a Barefield pass and returned it to the Tiger 40. Three plays later, Moffett hit Marshall for a 38-yard touchdown strike to give UCF a 35-17 lead. Matt Prater added a field goal with 3:35 left for the 38-17 final.

Brandon McDonald led the Tiger defense with 9.5 tackles. Wesley Smith added nine stops.



SCORING SUMMARY					
Memphis	0	14	3	0	-- 17
UCF	14	0	7	17	-- 38

UM-UCF Drive Chart (Plays/Yds/TOP)		
First Quarter		
10:26	UCF	Wilcox 6 run (Prater kick) 11/80/4:34
6:20	UCF	Walker 20 pass from Moffett (Prater kick) 7/69/3:19
Second Quarter		
5:00	UM	Doss 9 run (Gostkowski kick) 7/48/2:19
1:34	UM	Doss 1 run (Gostkowski kick) 4/86/1:18
Third Quarter		
12:02	UCF	Marshall 69 pass from Moffett (Prater kick) 3/59/0:38
8:23	UM	Gostkowski 40 FG 17-21
Fourth Quarter		
14:58	UCF	Smith 1 run (Prater kick) 16/80/8:25
12:59	UCF	Marshall 38 pass from Moffett (Prater kick) 3/40/0:53
3:35	UCF	Prater 23 FG 17-38
12/64/8:31		

FINAL TEAM STATISTICS		
	UM	UCF
First Downs	14	26
Rushing	9	14
Passing	3	12
Penalty	2	0
Rushes-Yds	32-221	57-261
Passing Yds	80	290
Comp.-Att.-Int.	14-23-1	14-21-0
Total Plays-Yds	55-301	78-551
Avg./Play	5.5	7.1
Fumbles-Lost	0-0	0-0
Penalties-Yds	5-40	8-75
Punts-Avg.	5-46.2	3-41.7
Punt Returns	1-4	5-14
KO Returns	0-0	0-0
Interceptions	0-0	1-23
Possession Time	21:41	38:19
Third Down Conversions	2-11	9-15
Fourth Down Conversions	0-1	1-1
Sacks By	1-4	1-11
Attendance: 20,562; Weather: Cloudy, 79°		

MEMPHIS					
RUSHING	Att	Yds	TD	Lg	Avg
Williams, D.	14	136	0	76	9.7
Avery	4	38	0	30	9.5
Doss	9	33	2	9	3.7
Williams, E.	1	8	0	8	8.0
Barefield	4	6	0	8	1.5
Totals	32	221	2	76	6.9
PASSING	A-C-I	Yds	TD	Lg	Sck
Barefield	22-13-1	71	0	11	1
Avery	1-1-0	9	0	9	0
Totals	23-14-1	80	0	11	1
RECEIVING	No	Yds	TD	Lg	
Scott	5	35	0	8	
Jones	4	29	0	11	
Williams, D.	2	16	0	9	
Williams, E.	1	0	0	0	
Doss	1	0	0	0	
Avery	1	0	0	0	
Totals	14	80	0	11	
PUNTING	No	Yds	Avg	Lg	I20
Gibson	5	231	46.2	53	1
Totals	5	231	46.2	53	1
PUNT RETURNS	No	Yds	TD	Lg	
McDonald	1	4	0	4	
Totals	1	4	0	4	
KO RETURNS	No	Yds	TD	Lg	
Totals	0	0	0	0	
INTERCEPTIONS	No	Yds	TD	Lg	
Totals	0	0	0	0	
Tackle Leaders: McDonald 9.5 (9-1), Smith 9 (8-2), Goodwell 8.5 (8-1)					
Sacks: Clenin 1-4					

UCF					
RUSHING	Att	Yds	TD	Lg	Avg
Smith	31	164	1	19	5.3
Peters	11	52	0	14	4.7
Wilcox	14	49	1	9	3.5
Moffett	1	-4	0	0	-4.0
Totals	57	261	2	19	4.6
PASSING	A-C-I	Yds	TD	Lg	Sck
Moffett	21-14-0	290	3	69	1
Totals	21-14-0	290	3	69	1
RECEIVING	No	Yds	TD	Lg	
Walker	10	157	1	28	
Marshall	4	133	2	69	
Totals	14	290	3	69	
PUNTING	No	Yds	Avg	Lg	I20
Horne	3	125	41.7	51	1
Totals	3	125	41.7	51	1
PUNT RETURNS	No	Yds	TD	Lg	
Burnett	5	14	0	8	
Totals	5	14	0	8	
KO RETURNS	No	Yds	TD	Lg	
Totals	0	0	0	0	
INTERCEPTIONS	No	Yds	TD	Lg	
Venson	1	23	0	23	
Totals	1	23	0	23	
Tackle Leaders: Venson 7 (7-0), Burnett 4 (4-0), Cook 4 (4-0), Neal 4 (4-0)					
Sacks: Welsh 1-11					

TIGERS



6 MEMPHIS 35, HOUSTON 20 OCT. 15, 2005 • HOUSTON, TEXAS

HOUSTON, Texas - What a difference a week makes.

The previous Saturday in a loss at UCF, the Tiger offense was unable to stretch the field via the air to help open up the running game. In addition, the Memphis defense was unable to stop the Golden Knight offense.

Sometime during preparations for the Houston contest, the Tigers shored up both areas.

Memphis head coach Tommy West inserted Maurice Avery at quarterback, and the change paid immediate dividends for the Tigers. Avery, who had played quarterback in his first season at Memphis, went 7-of-12 passing for 112 yards and two scoring strikes. One touchdown toss was a 66-yard bomb to Ryan Scott.

With the ability to spread the field, Memphis was able to open up the running game, and reigning Conference USA Offensive Player of the Year DeAngelo Williams took advantage of it. The 2005 Heisman Trophy candidate ran for 198 yards and two touchdowns. His first score tied the contest at 7-all, and the second touchdown gave the Tigers a 35-20 late in the fourth quarter and put the contest out of reach.

The Memphis defense -- that was maligned after the UCF loss -- came up big in the victory. After giving up 20 first-half points, the Tigers pitched a shutout in the second half. Memphis held the Cougar ground game in check, allowing only 106 yards. The Tiger defense proved to be just as opportunistic as it did in the win over UTEP, forcing and recovering two key second-half fumbles that halted Houston scoring drives near the goal line.

The first four scoring drives of the game proved to be a case of "which-team-could-score-the-quickest."

Houston got it started with the opening possession of the game. Cougar quarterback Kevin Kolb hooked up with Vincent Marshall for a 79-yard pass on the first play from scrimmage, taking the ball to the Memphis 1. Jackie Battle picked up the final yard, finishing off the scoring drive in 40 seconds and giving Houston a 7-0 lead.

The Tigers tied the game at 7-all early in the second quarter, and it took them only 44 seconds to do so. The drive was only three plays, and it ended when Williams scampered into the end zone from 35 yards out.

Not to be outdone, the Cougars responded on the next drive. It took Houston only 22 seconds to regain the lead at 14-7, and the drive culminated in a Kolb-to-Donnie Avery 63-yard touchdown pass.

Again, the Tigers played catch-up, and they did so quickly. It took only two plays and 57 seconds, and the score came when Avery hit Scott for a 66-yard touchdown strike.

On their next possession, the Tigers not only took their first lead of the game, but also took the lead for good. Memphis also took a little more time on the scoring drive, going 54 yards on 11 plays

in 4:21. The score came on an Avery-to-Scott nine-yard touchdown pass.

The Cougars added two Ben Bell field goals in the final five minutes of the first half to cut the Memphis lead to 21-20.

The second half is when the Tiger defense took over. Houston drove to the Memphis goal line two times, but the tough Tiger defense forced and recovered fumbles on both drives. The second Houston threat came midway through the fourth quarter, and the Cougars did not have another scoring chance the rest of the contest.

Memphis then put the game away with two fourth-quarter scores -- an Avery one-yard run and a Williams 25-yard run -- for the 35-20 final. Avery finished the game with 105 yards on the ground.

Leading the charge for the Tiger defense were Wesley Smith (13 tackles), Tim Goodwell (11) and Carlton Baker (10). Heath Grant and Brandon McDonald each had three pass break-ups.

Tiger punter Michael Gibson continued his stellar play. Gibson averaged 46.8 yards on five punts.

Kolb led the Cougar offense with 386 yards on 25-of-44 passing. He had one touchdown and no interceptions. Kolb's favorite targets were Avery (8 receptions for 112 yards) and Marshall (6 catches for 139 yards).



SCORING SUMMARY					
Memphis	0	21	0	14	-- 35
Houston	7	13	0	0	-- 20

UM-UH		
Drive Chart (Plays/Yds/TOP)		
First Quarter		
14:20	UH	Battle 1 run (Bell kick) 0-7 2/80/0:40
Second Quarter		
14:51	UM	Williams 35 run (Gostkowski kick) 7-7 3/50/0:44
14:29	UH	Avery 63 pass from Kolb (Bell kick) 7-14 3/65/0:22
13:32	UM	Scott 66 pass from Avery (Gostkowski kick) 14-14 2/69/0:57
9:11	UM	Scott 9 pass from Avery (Gostkowski kick) 21-14 11/54/4:21
5:13	UH	Bell 33 FG 21-17 11/64/3:58
0:03	UH	Bell 27 FG 21-20 4/-3/0:44
Fourth Quarter		
2:37	UM	Avery 1 run (Gostkowski kick) 28-20 11/80/4:58
1:55	UM	Williams 25 run (Gostkowski kick) 35-20 1/39/0:06

FINAL TEAM STATISTICS			
	UM	UH	
First Downs	20	19	
Rushing	15	6	
Passing	4	13	
Penalty	1	0	
Rushes-Yds	56-315	36-106	
Passing Yds	112	396	
Comp.-Att.-Int.	7-12-1	26-45-0	
Total Plays-Yds	68-427	81-502	
Avg./Play	6.3	6.2	
Fumbles-Lost	1-1	3-2	
Penalties-Yds	4-25	9-84	
Punts-Avg.	5-46.8	5-34.6	
Punt Returns	3-19	4-48	
KO Returns	4-86	1-30	
Interceptions	0-0	1-40	
Possession Time	32:37	27:23	
Third Down Conversions	6-14	7-19	
Fourth Down Conversions	0-1	1-3	
Sacks By	1-12	0-0	

Attendance: 12,800; Weather: Partly Cloudy, 83°

MEMPHIS					
RUSHING	Att	Yds	TD	Lg	Avg
Williams, D.	33	198	2	35	6.0
Avery	19	105	1	16	5.5
Doss	3	13	0	11	4.3
Gibson	1	-1	0	0	-1.0
Totals	56	315	3	35	5.6
PASSING	A-C-I	Yds	TD	Lg	Sck
Avery	12-7-1	112	2	66	0
Totals	12-7-1	112	2	66	0
RECEIVING	No	Yds	TD	Lg	
Scott	2	75	2	66	
Robinzine	2	24	0	14	
Jones	1	12	0	12	
Doucette	1	3	0	3	
Knockum	1	-2	0	0	
Totals	7	112	2	66	
PUNTING	No	Yds	Avg	Lg	I20
Gibson	5	234	46.8	53	0
Totals	5	234	46.8	53	0
PUNT RETURNS	No	Yds	TD	Lg	
McDonald	3	19	0	11	
Totals	3	19	0	11	
KO RETURNS	No	Yds	TD	Lg	
Doss	2	48	0	26	
Grandberry	1	23	0	23	
Spurlock	1	15	0	15	
Totals	4	86	0	26	
INTERCEPTIONS	No	Yds	TD	Lg	
Totals	0	0	0	0	

Tackle Leaders: Smith 13 (4-9), Goodwell 11 (2-9), Baker 10 (3-7)
Sacks: Jackson 1-12

HOUSTON					
RUSHING	Att	Yds	TD	Lg	Avg
Gilbert	23	82	0	9	3.6
Battle	9	29	1	8	3.2
Kolb	4	-5	0	4	-1.2
Totals	36	106	1	9	2.9
PASSING	A-C-I	Yds	TD	Lg	Sck
Kolb	44-25-0	386	1	79	1
Briles	1-1-0	10	0	10	0
Totals	45-26-0	396	1	79	1
RECEIVING	No	Yds	TD	Lg	
Avery	8	112	1	63	
Marshall	6	139	0	79	
Briles	3	22	0	11	
Alridge	2	49	0	40	
Harvey	2	44	0	25	
McDaniel	2	7	0	4	
Taylor	1	19	0	19	
Gilbert	1	3	0	3	
Otis	1	1	0	1	
Totals	26	396	1	79	
PUNTING	No	Yds	Avg	Lg	I20
Laird	5	173	34.6	43	0
Totals	5	173	34.6	43	0
PUNT RETURNS	No	Yds	TD	Lg	
Marshall	1	16	0	16	
Wilson	3	32	0	13	
Totals	4	48	0	16	
KO RETURNS	No	Yds	TD	Lg	
Wilson	1	30	0	30	
Totals	1	30	0	30	
INTERCEPTIONS	No	Yds	TD	Lg	
Pahulu	1	40	0	40	
Totals	1	40	0	40	

Tackle Leaders: Koehl 10 (3-7), Allen 10 (3-7), Lubojasky 8 (2-6)
Sacks: None



MEMPHIS

7 MEMPHIS 27, EAST CAROLINA 24 OCT. 22, 2005 • MEMPHIS, TENN.

MEMPHIS, Tenn. - No Memphis fan can ever say the Tigers don't make games interesting. Memphis ran out to a 17-0 halftime lead, and then had to hold off an East Carolina second-half rally for a 27-24 victory.

The win kept the Tigers in the hunt for the Conference USA East Division title and the right to play in the league's first championship game. The victory also kept hopes alive for a third-straight postseason bowl bid.

Another reason that Memphis games are interesting is the play of 2005 Heisman Trophy candidate DeAngelo Williams. The senior running back had another spectacular performance on the ground in leading the Tigers to the win. The two-time reigning Conference USA Offensive Player of the Year rushed for 226 yards on 39 carries and scored two touchdowns. The 200-yard performance was his fourth of the 2005 campaign and the eighth of his career.

With his 226 yards against East Carolina, Williams continued his climb up the NCAA career rushing list. Williams now has 5,371 yards and is in the No. 7 spot on that chart. Williams moved past Archie Griffin, Herschel Walker and LaDainian Tomlinson.

The Tiger defense had another outstanding performance, holding the Pirate ground game to only 46 yards on 16 carries (2.9 yards per rush). The Memphis defense also limited East Carolina's time of possession. The Tigers won that battle as well, 37:35 to 22:25.

Memphis led 17-0 at the intermission, and after an exchange of field goals, the Tigers still held a 17-point advantage at 20-3. That's when the Pirates began their rally.


East Carolina wasted little time in cutting into the Tiger lead. The Pirates moved the ball 80 yards on eight plays, culminating in a James Pinkney-to-Aundra Allison 27-yard scoring strike. The scoring drive -- which cut the Memphis lead to 20-10 -- only took 1:55 off the clock, and 20 minutes remained in the game.

The Pirates carried that momentum into the final period, slicing the Tiger lead to 20-17 with 10:25 left. East Carolina scored again with its quick-strike offense, taking only 2:02 off the clock in going 78 yards on seven plays.

The Tigers got the ball on the ensuing kickoff and needed to take some time off the clock. The Memphis offense, led by Williams, answered the call. The Tigers held on to the ball for 8:08 on the drive that culminated in a Maurice Avery one-yard touchdown plunge, extending the lead to 27-17 with only 2:17 left. On the drive, Williams picked up 47 of the 75 yards.

With just over two minutes left, the Pirates

did not give up. East Carolina moved the ball 75 yards in only 2:07 and scored when Pinkney found Phillip Henry from two yards out. The touchdown cut the Tiger advantage to 27-24 with only :10 remaining in regulation.



The Pirates attempted an onside kick, but Memphis recovered and ran out the clock for the win.

In the first half, it looked as if Memphis would run away with the win. The Tigers built a 17-0 lead by halftime on the strength of two Williams' touchdown runs. Stephen Gostkowski added a career-long 51-yard field goal.

Senior Maurice Avery received the starting nod at quarterback for the second-straight week, and he played error-free

well. Avery was 10-of-14 passing for 117 yards and no interception, and also rushed the ball 16 times for 49 yards and the game-clinching score. Carlton Robinzine was the Tigers' top receiver with two catches for 48 yards.

Pinkney was 26-of-46 passing for 297 yards and three touchdowns to lead East Carolina. Allison was Pinkney's favorite target, grabbing 10 passes for 108 yards and one score.

O.C. Collins paced the Tiger defense with seven total tackles (six solo), one TFL and one pass break-up. Rod Smith and Tim Goodwell each had five tackles.

SCORING SUMMARY						
East Carolina	0	0	10	14	--	24
Memphis	10	7	3	7	--	27

ECU-UM Drive Chart (Plays/Yds/TOP)				
First Quarter				
10:46	UM	Gostkowski	51 FG	0-3
				8/15/3:09
4:57	UM	Williams	1 run	0-10
			(Gostkowski kick)	10/70/4:12
Second Quarter				
5:24	UM	Williams	1 run	0-17
			(Gostkowski kick)	8/66/3:09
Third Quarter				
10:22	ECU	Lee	27 FG	3-17
				9/60/2:11
7:00	UM	Gostkowski	32 FG	3-20
				6/65/3:22
5:05	ECU	Allison	27 pass from Pinkney	10-20
			(Lee kick)	8/80/1:55
Fourth Quarter				
10:25	ECU	Johnson	6 pass from Pinkney	17-20
			(Lee kick)	7/78/2:02
2:17	UM	Avery	1 run	17-27
			(Gostkowski kick)	15/80/8:08
0:10	ECU	Henry	2 pass from Pinkney	24-27
			(Lee kick)	9/75/2:07

FINAL TEAM STATISTICS		
	ECU	UM
First Downs	20	20
Rushing	4	14
Passing	14	5
Penalty	2	1
Rushes-Yds	16-46	63-340
Passing Yds	297	117
Comp.-Att.-Int.	26-46-0	10-14-0
Total Plays-Yds	62-343	77-457
Avg./Play	5.5	5.9
Fumbles-Lost	1-0	1-0
Penalties-Yds	2-15	10-77
Punts-Avg.	6-43.5	4-44.2
Punt Returns	4-16	1-0
KO Returns	2-53	0-0
Interceptions	0-0	0-0
Possession Time	22:25	37:35
Third Down Conversions	3-12	7-16
Fourth Down Conversions	1-2	1-1
Sacks By	1-8	0-0

Attendance: 31,710; Weather: Sunny, 66°

EAST CAROLINA					
RUSHING	Att	Yds	TD	Lg	Avg
Johnson	6	22	0	11	3.7
Allison	2	20	0	12	10.0
Lindsay	5	8	0	7	1.6
Pinkney	1	7	0	7	7.0
Veal	1	2	0	2	2.0
Team	1	-13	0	0	-13.0
Totals	16	46	0	12	2.9
PASSING	A-C-I	Yds	TD	Lg	Sck
Pinkney	46-26-0	297	3	30	0
Totals	46-26-0	297	3	30	0
RECEIVING	No	Yds	TD	Lg	
Allison	10	108	1	27	
Johnson	5	40	1	17	
Good	3	58	0	28	
Henry	3	39	1	30	
Roach	3	29	0	18	
Levesque	2	20	0	11	
Whimper	0	3	0	0	
Totals	26	297	3	30	
PUNTING	No	Yds	Avg	Lg	I20
Dougherty	6	261	43.5	60	1
Totals	6	261	43.5	60	1
PUNT RETURNS	No	Yds	TD	Lg	
Williams	4	16	0	10	
Totals	4	16	0	10	
KO RETURNS	No	Yds	TD	Lg	
Johnson	2	53	0	28	
Totals	2	53	0	28	
INTERCEPTIONS	No	Yds	TD	Lg	
Totals	0	0	0	0	

Tackle Leaders: Parker 9 (9-0), Moore 9 (7-2), Robinson 8 (6-2)
Sacks: Moore 1-4, Hands 1-4

MEMPHIS					
RUSHING	Att	Yds	TD	Lg	Avg
Williams, D.	39	226	2	63	5.8
Doss	7	67	0	31	9.6
Avery	16	49	1	14	3.1
Team	1	-2	0	0	-2.0
Totals	63	340	3	63	5.4
PASSING	A-C-I	Yds	TD	Lg	Sck
Avery	14-10-0	117	0	38	1
Totals	14-10-0	117	0	38	1
RECEIVING	No	Yds	TD	Lg	
Robinzine	2	48	0	38	
Doucette	2	25	0	20	
Williams, D.	1	14	0	14	
Williams, E.	1	10	0	10	
McCoy	1	8	0	8	
Scott	1	6	0	6	
Russell	1	0	0	0	
Totals	10	117	0	38	
PUNTING	No	Yds	Avg	Lg	I20
Gibson	4	177	44.2	49	0
Totals	4	177	44.2	49	0
PUNT RETURNS	No	Yds	TD	Lg	
McDonald	1	0	0	0	
Totals	1	0	0	0	
KO RETURNS	No	Yds	TD	Lg	
Totals	0	0	0	0	
INTERCEPTIONS	No	Yds	TD	Lg	
Totals	0	0	0	0	

Tackle Leaders: Collins 7 (6-1), Smith 5 (5-0), Goodwell 5 (3-2)
Sacks: None

TIGERS



8

UAB 37, MEMPHIS 20

Nov. 1, 2005 • MEMPHIS, TENN.

MEMPHIS, Tenn. - It was a match-up between two of Conference USA's best players -- Memphis' DeAngelo Williams and UAB's Darrell Hackney -- in the league's short history, and it didn't disappoint.

Williams, the reigning two-time Conference USA Offensive Player of the Year, had 21 carries for 167 yards, including a spectacular 76-yard scamper in the second quarter. With his 200 all-purpose yards in the game, Williams moved into the No. 3 spot on the NCAA career all-purpose yards list. Hackney was equally as impressive, passing for 334 yards and four touchdowns.

The lone disappointment was felt by Tiger fans, as Memphis fell to UAB 37-20, before a crowd of 47,669 at Liberty Bowl Memorial Stadium. The setback was the Tigers' sixth straight to the conference rival.

In the early going, it seemed as if the Tigers were going to put an end to the Blazers' winning streak in the series. Memphis bolted out to a 17-3 advantage early in the second quarter.

The Tigers drove the field on their opening possession, going 74 yards on 10 plays. The drive was capped when Maurice Avery hit Maurice Jones from 26 yards out for the score.

After a UAB field goal cut the lead to 7-3, the Tigers struck quickly on their next drive. On first down, Williams put on another amazing run, busting through the line for a 76-yard scamper to the UAB 1. Two plays later, Earnest Williams scored to increase the Tiger lead to 14-3 with 4:24 left in the first period.

Moments into the second quarter, a Stephen Gostkowski 45-yard field goal gave Memphis a 17-3 lead and seemingly the momentum. But, that's when the Blazers began their comeback.

On its next possession, UAB went 75 yards on eight plays, culminating in a Hackney-to-Norris Drinkard eight-yard strike. The Blazer scoring drive was aided when, after a 3rd-and-7 was not converted, the Memphis defense was flagged for a personal foul that gave UAB an automatic first down.

The Blazers continued their comeback on the next possession. Hackney went 6-of-7 for 73 yards on the drive, and connected on a 25-yard strike with Jhun Cook to tie the score 17-17.

Memphis stopped UAB for a moment before the intermission with an eight-play, 62-yard scoring drive that ended with a Gostkowski 26-yard field goal. The kick gave Memphis a narrow 20-17 halftime lead, but the Blazers still had the momentum.

And UAB carried that into the second half. The Blazer offense scored on its first three possessions of the second half to turn a 17-20 deficit into a 30-20 lead. The UAB defense also rose to the occasion in the second half, holding Memphis to no points and only 146 yards of total offense (77 rushing, 69 passing).

UAB grabbed the lead for good on its opening drive of the second half. Hackney moved the Blazers 74 yards on 11 plays, and found Reggie Lindsey for an 11-yard touchdown pass to end the drive. The score gave UAB a 24-20 lead, and the Blazers did not trail the remainder of the contest.

Parker Mullins hit field goals of 26 and 23 yards on UAB's next two possessions to increase the lead to 30-20. The Blazers finished the game with a touchdown late in the fourth quarter for the 37-20 final. The score was a second touchdown connection from Hackney to Lindsey, this time from 28 yards out.

Lindsey caught seven passes for 111 yards and two scores. UAB running back Corey White helped the Blazer effort, gaining 200 yards on 28 carries. Hackney completed 25 of his 42 pass attempts.

Avery was 15-of-20 passing for 161 yards and one touchdown. Jones caught three passes for 35 yards. Michael Gibson continued his solid punting, as he had two punts for a 52.5 average.

Wesley Smith (10 total tackles), Rod Smith (9) and Tim Goodwell (9) paced the Tiger defense. Jamaal Rufus had a team-high three pass break-ups, while Brandon Patterson had one interception and returned it 33 yards.



SCORING SUMMARY					
UAB	3	14	10	10	-- 37
Memphis	14	6	0	0	-- 20

UAB-UM Drive Chart (Plays/Yds/TOP)					
First Quarter					
10:02	UM	Jones 26 pass from Avery (Gostkowski kick)	10/74/4:48	0-7	3-7
5:34	UAB	Mullins 41 FG	12/55/4:28	3-14	3/77/1:10
4:24	UM	Williams, E. 2 run (Gostkowski kick)	3/77/1:10	3-17	10/40/3:47
13:36	UM	Gostkowski 45 FG	11/74/5:56	27-20	13/62/4:09
10:34	UAB	Drinkard 8 pass from Hackney (Mullins kick)	8/75/3:02	17-17	8/78/3:32
5:07	UAB	Cook 25 pass from Hackney (Mullins kick)	17-20	8/62/3:28	
1:39	UM	Gostkowski 26 FG			
Second Quarter					
9:04	UAB	Lindsey 11 pass from Hackney (Mullins kick)	24-20	11/74/5:56	27-20
3:58	UAB	Mullins 26 FG	27-20	13/62/4:09	
Third Quarter					
13:20	UAB	Mullins 23 FG	30-20	10/62/4:38	37-20
2:32	UAB	Lindsey 28 pass from Hackney (Mullins kick)	37-20	5/92/1:42	
Fourth Quarter					

FINAL TEAM STATISTICS			
	UAB	UM	
First Downs	32	18	
Rushing	10	7	
Passing	19	10	
Penalty	3	1	
Rushes-Yds	37-217	44-218	
Passing Yds	334	187	
Comp.-Att.-Int.	25-42-1	16-22-2	
Total Plays-Yds	79-551	66-405	
Avg./Play	7.0	6.1	
Fumbles-Lost	0-0	1-1	
Penalties-Yds	4-30	9-84	
Punts-Avg.	1-35.0	2-52.5	
Punt Returns	1-5	0-0	
KO Returns	2-48	6-98	
Interceptions	2-3	1-33	
Possession Time	32:35	27:25	
Third Down Conversions	3-12	6-14	
Fourth Down Conversions	2-3	1-3	
Sacks By	0-0	0-0	

Attendance: 47,669; Weather: Clear, 59°

UAB					
RUSHING	Att	Yds	TD	Lg	Avg
White	28	200	0	61	7.1
Chaney	6	23	0	11	3.8
Hackney	3	-6	0	0	-2.0
Totals	37	217	0	61	5.9
PASSING	A-C-I	Yds	TD	Lg	Sck
Hackney	42-25-1	334	4	45	0
Totals	42-25-1	334	4	45	0
RECEIVING	No	Yds	TD	Lg	
Lindsey	7	111	2	28	
Cook	4	86	1	45	
Chaney	3	31	0	15	
Cleveland	3	26	0	12	
Rhodes	3	15	0	7	
Duncan	2	25	0	19	
Drinkard	2	19	1	11	
Hampton	1	21	0	21	
Totals	25	334	4	45	
PUNTING	No	Yds	Avg	Lg	I20
Mullins	1	35	35.0	35	1
Totals	1	35	35.0	35	1
PUNT RETURNS	No	Yds	TD	Lg	
Lindsey	1	5	0	5	
Totals	1	5	0	5	
KO RETURNS	No	Yds	TD	Lg	
Drinkard	1	25	0	25	
Lindsey	1	23	0	23	
Totals	2	48	0	25	
INTERCEPTIONS	No	Yds	TD	Lg	
Hendricks	1	3	0	3	
King	1	0	0	0	
Totals	2	3	0	3	

Tackle Leaders: King 10 (8-2), Smith 9 (8-1), Cosper 8 (5-3)
Sacks: None

MEMPHIS					
RUSHING	Att	Yds	TD	Lg	Avg
Williams, D.	21	167	0	76	8.0
Avery	16	32	0	10	2.0
Doss	5	11	0	8	2.2
Williams, E.	2	8	1	6	4.0
Totals	44	218	1	76	5.0
PASSING	A-C-I	Yds	TD	Lg	Sck
Avery	20-15-2	161	1	28	0
Williams, D.	1-0-0	0	0	0	0
Scott	1-1-0	26	0	26	0
Totals	22-16-2	187	1	28	0
RECEIVING	No	Yds	TD	Lg	
Jones	3	35	1	26	
Williams, E.	3	8	0	6	
Doucette	2	45	0	28	
Knockum	2	28	0	17	
Scott	2	19	0	13	
Robinzine	2	18	0	11	
Avery	1	26	0	26	
McCoy	1	8	0	8	
Totals	16	187	1	28	
PUNTING	No	Yds	Avg	Lg	I20
Gibson	2	105	52.5	53	0
Totals	2	105	52.5	53	0
PUNT RETURNS	No	Yds	TD	Lg	
Totals	0	0	0	0	
KO RETURNS	No	Yds	TD	Lg	
Doss	2	42	0	24	
Williams, D.	2	33	0	18	
Griffin	1	14	0	14	
Spurlock	1	9	0	9	
Totals	6	98	0	24	
INTERCEPTIONS	No	Yds	TD	Lg	
Patterson	1	33	0	33	
Totals	1	33	0	33	

Tackle Leaders: W. Smith 10 (4-6), R. Smith 9 (6-3), Goodwell 9 (5-4)
Sacks: None

2005 REVIEW 87



MEMPHIS

9 TENNESSEE 20, MEMPHIS 16 Nov. 12, 2005 • KNOXVILLE, TENN.

KNOXVILLE, Tenn. - Here's the scenario: Your team is playing one of its biggest games of the season. However, only minutes before kickoff, you learn the squad's top player is unable to suit up and play.

The team has two options. One is to pack up the tents and fold under the pressure. The other is to band together even more and fight even harder. The latter option was the one chosen by the Memphis Tiger football team in its game against the Tennessee Volunteers.

During pregame warmups, Tiger All-America running back DeAngelo Williams tried to go on his sprained ankle -- an injury he suffered in the Nov. 1 UAB game -- but was unable to do so and did not play in the game. In Williams' absence, other Tigers stepped up and nearly led Memphis to victory. The Volunteers, though, were able to come through in the end for the 20-16 win before a crowd of 106,647 at Neyland Stadium.

The Tiger offensive players that stepped up in place of Williams were senior quarterback Maurice Avery and sophomore running back Joseph Doss. Avery did his damage via the ground and air, rushing for 72 yards on 18 carries and passing for 128 yards. He also had Memphis' lone touchdown, a four-yard score in the second quarter. Doss had a career day for the Tigers, gaining 77 yards on 17 carries. The rushing attempts and yards both were career highs for Doss.

The Memphis defense was just as impressive. The Tigers held the Tennessee rushing attack to only 126 yards and no touchdowns. The Volunteers managed 215 yards through the air.

With the outlook dim in the early going with Williams' absence, the Tigers took charge in the first quarter. Memphis held on to the ball over eight minutes in the opening period and scored on two of its three first quarter possessions. On their second possession, the Tigers drove 55 yards on eight plays, culminating in a Stephen Gostkowski 43-yard field goal for a 3-0 lead.

On the ensuing drive, Tennessee had the ball for two plays before Memphis' Brandon McDonald picked off Erik Ainge and returned it to the Volunteer 25. From there, the Tigers put together a short four-play, five-yard drive that ended in another Gostkowski field goal -- this time, from 37 yards out -- for a 6-0 lead.

The Memphis defense stepped up again on Tennessee's next possession, forcing the Volunteers to punt early in the second quarter. The Tigers answered with their third-straight scoring drive. Memphis went 85 yards on nine plays, and when Avery hit paydirt from four yards out, the Tigers held a 13-0 lead with 10:46 left

before halftime.


Tennessee, however, responded with two touchdowns in the final 10 minutes of the first half. Rick Clausen subbed in for Ainge and led the Volunteers to the two scores. Clausen's first touchdown pass was a 39-yard strike to Josh Briscoe that ended a three-play, 56-yard drive. Then, just before intermission, Clausen hooked up with CJ Payton from 15 yards out to give Tennessee a 14-13 lead.

Memphis regained the advantage with the only score in the third period. The Tiger defense recovered a fumble near midfield, setting up the offense with excellent field position. Memphis moved the ball 34 yards on eight plays, and Gostkowski nailed a 35-yard field goal to give the Tigers a 16-14 lead.

Tennessee, though, found a way to win. James Wilhoit kicked two fourth quarter field goals in the final 10 minutes to lift the Volunteers to the victory. Wilhoit's go-ahead kick came at the 9:06 mark of the fourth quarter, and his field goal with only :41 on the clock sealed the win.

Tim Goodwell, Carlton Baker and Michael Spurlock each recorded 10 total tackles to lead the Memphis defense. Baker also added two quarterback sacks for 12 yards.

Clausen finished the game with 209 yards on 14-of-24 passing. Arian Foster led the Volunteer ground game with 132 yards on 28 carries.



SCORING SUMMARY					
Memphis	6	7	3	0	-- 16
Tennessee	0	14	0	6	-- 20

UM-UT Drive Chart (Plays/Yds/TOP)			
First Quarter			
5:35	UM	Gostkowski 43 FG	3-0
			8/52/2:52
3:16	UM	Gostkowski 37 FG	6-0
			4/5/1:31
Second Quarter			
10:46	UM	Avery 4 run (Gostkowski kick)	13-0
			9/85/4:06
6:25	UT	Briscoe 39 pass from Clausen (Wilhoit kick)	13-7
			3/56/1:12
0:04	UT	Payton 15 pass from Clausen (Wilhoit kick)	13-14
			10/94/1:52
Third Quarter			
6:17	UM	Gostkowski 35 FG	16-14
			8/34/3:43
Fourth Quarter			
9:06	UT	Wilhoit 28 FG	16-17
			9/59/4:04
0:41	UT	Wilhoit 34 FG	16-20
			13/37/6:15

FINAL TEAM STATISTICS			
	UM	UT	
First Downs	17	20	
Rushing	9	10	
Passing	7	9	
Penalty	1	1	
Rushes-Yds	38-165	37-126	
Passing Yds	128	215	
Comp.-Att.-Int.	13-30-0	15-27-1	
Total Plays-Yds	68-293	64-341	
Avg./Play	4.3	5.3	
Fumbles-Lost	1-1	3-1	
Penalties-Yds	6-45	5-50	
Punts-Avg.	6-45.8	6-41.5	
Punt Returns	3-6	2-45	
KO Returns	1-14	2-27	
Interceptions	1-37	0-0	
Possession Time	32:11	27:49	
Third Down Conversions	4-14	5-14	
Fourth Down Conversions	0-1	1-1	
Sacks By	2-12	2-6	

Attendance: 106,647; Weather: Sunny, 62°

MEMPHIS					
RUSHING	Att	Yds	TD	Lg	Avg
Doss	17	77	0	19	4.5
Avery	18	72	1	22	4.0
Knockum	1	18	0	18	18.0
Williams, E.	1	0	0	0	0.0
TEAM	1	-2	0	0	-2.0
Totals	38	165	1	22	4.3
PASSING	A-C-I	Yds	TD	Lg	Sck
Avery	29-13-0	128	0	25	2
TEAM	1-0-0	0	0	0	0
Totals	30-13-0	128	0	25	2
RECEIVING	No	Yds	TD	Lg	
Scott	4	59	0	25	
Doss	4	11	0	7	
Doucette	3	37	0	15	
Jones	1	17	0	17	
Williams, E.	1	4	0	4	
Totals	13	128	0	25	
PUNTING	No	Yds	Avg	Lg	I20
Gibson	6	275	45.8	55	2
Totals	6	275	45.8	55	2
PUNT RETURNS	No	Yds	TD	Lg	
McDonald	3	6	0	5	
Totals	3	6	0	5	
KO RETURNS	No	Yds	TD	Lg	
Doss	1	14	0	14	
Totals	1	14	0	14	
INTERCEPTIONS	No	Yds	TD	Lg	
McDonald	1	37	0	37	
Totals	1	37	0	37	

Tackle Leaders: Goodwell 10 (8-2), Baker 10 (8-2), Spurlock 10 (6-4)
Sacks: Baker 2-12

TENNESSEE					
RUSHING	Att	Yds	TD	Lg	Avg
Foster	28	132	0	21	4.7
Yancey	4	7	0	4	1.8
Clausen	5	-13	0	2	-2.6
Totals	37	126	0	21	3.4
PASSING	A-C-I	Yds	TD	Lg	Sck
Clausen	24-14-0	209	2	39	2
Ainge	3-1-1	6	0	6	0
Totals	27-15-1	215	2	39	2
RECEIVING	No	Yds	TD	Lg	
Payton	4	45	1	16	
Anderson	3	42	0	21	
Meachem	2	39	0	24	
Hannon	2	28	0	21	
Swain	2	14	0	8	
Briscoe	1	39	1	39	
Foster	1	8	0	8	
Totals	15	215	2	39	
PUNTING	No	Yds	Avg	Lg	I20
Colquitt	6	249	41.5	51	3
Totals	6	249	41.5	51	3
PUNT RETURNS	No	Yds	TD	Lg	
Hefney	2	45	0	36	
Totals	2	45	0	36	
KO RETURNS	No	Yds	TD	Lg	
Morley	2	27	0	15	
Totals	2	27	0	15	
INTERCEPTIONS	No	Yds	TD	Lg	
Totals	0	0	0	0	

Tackle Leaders: Simon 12 (9-3), Hall 8 (7-1), Gaither 6 (2-4)
Sacks: Hall 1-5, Mitchell 1-1

TIGERS




10 MEMPHIS 24, SOUTHERN MISS 22 Nov. 19, 2005 • HATTIESBURG, MISS.

HATTIESBURG, Miss. - "You gotta believe!"

Even the most ardent Memphis fans had slim hopes that the Tigers could win out and earn bowl eligibility after the last previous weeks of play.

Here was the scenario:

- Memphis had dropped its last two games to UAB and Tennessee and had its record to fall to 4-5.
- The Tigers had to win their final two games to post a winning season and become bowl eligible.
- The first of Memphis' final two regular season games was against Southern Miss in Hattiesburg, a place the Tigers had not won since 1984.



Well, previous Memphis teams may have packed it in and just went through the motions. But, these are head coach Tommy West's Tigers, and they have proven time after time, that when the chips are down, they rise to the occasion. And, Memphis did so in its 24-22 Conference USA victory over the Golden Eagles.

DeAngelo Williams, the two-time C-USA Offensive Player of the Year, rushed for 123 yards and one touchdown and caught one pass for 29 yards and another score to pace the Memphis offense. Senior quarterback Maurice Avery also played a big role in the Tigers' victory. He was 12-of-19 passing for 157 yards and a touchdown and ran for 64 yards and another score.

The Memphis defense and special teams also stepped up to the challenge. The Tigers held Southern Miss to only 94 yards on the ground and picked off Golden Eagle quarterback Dustin Almond twice. The special teams did a stellar job as well, as punter Michael Gibson averaged 41.6 yards on five punts. Brandon McDonald came up big in special teams play, blocking a Southern Miss PAT. The Tigers also stopped the Golden Eagles in their attempt to tie the game on a two-point conversion run with only 1:30 left in the game.

Memphis built a 21-3 lead early in the third quarter before the Golden Eagles began their comeback. Cody Hull scored Southern Miss' first touchdown of the game with 3:17 left in the third quarter to cut the Tiger lead to 21-9. The Golden Eagle joy, however, was dampened somewhat when McDonald blocked the PAT attempt, which would later force Southern Miss to go for a two-point conversion.

Stephen Gostkowski stopped the Golden Eagle momentum for an instant when his 27-yard field goal gave Memphis a 24-9 lead with 13:53 to go in the game. But, Southern Miss kept the pressure on.

An Almond-to-Joe Singleton 15-yard scoring strike cut the Tiger lead to 24-16 with 7:41 left. After an exchange of punts, the Golden Eagles got the ball with 2:54 left and 80 yards to go for a

possible game-tying score. Southern Miss moved quickly, going 80 yards in only 1:24 to cut the Memphis lead to 24-22. The touchdown was a 30-yard pass from Almond to Josh Barnes.

As a result of a previously PAT blocked by Memphis, the Golden Eagles had to go for two to tie the game. Southern Miss' first attempt was a pass that failed, but the Tigers were called for pass interference. On the second attempt, the Golden Eagles tried to run it in, but Hull was stopped at the 1 yard line. Southern Miss tried an on-sides kickoff, but Avery recovered the kick and the Tigers ran out the clock for the win.

Memphis built its 21-3 lead in the second period and the early portion of the third. After a Darren McCaleb field goal gave Southern Miss a 3-0 lead, Avery and Williams each scored a rushing touchdown in the second quarter for a 14-3 halftime lead. Avery and Williams then hooked up for a 29-yard scoring strike to increase the advantage to 21-3 with 12:16 left in the third quarter.

Carlton Baker (12 tackles) and Tim Goodwell (9) led the defensive charge for the Tigers. McDonald and O.C. Collins each came up with a huge interception. Collins' pick set up the Tigers' second touchdown, while McDonald's interception halted a Golden Eagle scoring drive just before halftime.

SCORING SUMMARY					
Memphis	0	14	7	3	-- 24
Southern Miss	3	0	6	13	-- 22

UM-UM			Drive Chart (Plays/Yds/TOP)	
First Quarter				
13:05	USM	McCaleb 40 FG		0-3
				5/49/1:55
Second Quarter				
7:12	UM	Avery 1 run		7-3
		(Gostkowski kick)		12/80/5:36
4:25	UM	Williams 4 run		14-3
		(Gostkowski kick)		7/43/2:29
Third Quarter				
12:16	UM	Williams 29 pass from Avery		21-3
		(Gostkowski kick)		6/80/2:44
3:17	USM	Hull 5 run		21-9
		(McCaleb kick blocked)		11/68/3:48
Fourth Quarter				
13:53	UM	Gostkowski 27 FG		24-9
				13/71/4:24
7:41	USM	Singleton 15 pass from Almond		
24-16		(McCaleb kick)		10/73/2:42
1:30	USM	Barnes 30 pass from Almond		24-22
		(Hull rush failed)		4/80/1:24

FINAL TEAM STATISTICS			
	UM	USM	
First Downs	25	17	
Rushing	18	4	
Passing	6	12	
Penalty	1	1	
Rushes-Yds	61-263	26-94	
Passing Yds	157	297	
Comp.-Att.-Int.	12-19-1	22-40-2	
Total Plays-Yds	80-420	66-391	
Avg./Play	5.2	5.9	
Fumbles-Lost	1-1	1-0	
Penalties-Yds	6-37	6-34	
Punts-Avg.	6-42.2	5-47.6	
Punt Returns	1-0	4-15	
KO Returns	0-0	5-147	
Interceptions	2-38	1-0	
Possession Time	33:56	26:04	
Third Down Conversions	5-13	6-15	
Fourth Down Conversions	0-1	2-3	
Sacks By	0-0	0-0	

Attendance: 25,667; Weather: Cloudy, 55°

MEMPHIS					
RUSHING	Att	Yds	TD	Lg	Avg
Williams, D.	36	123	1	15	3.4
Avery	12	64	1	15	5.3
Williams, E.	4	43	0	16	10.8
Doss	8	35	0	11	4.4
Team	1	-2	0	0	-2.0
Totals	61	263	2	16	4.3
PASSING	A-C-I	Yds	TD	Lg	Sck
Avery	19-12-1	157	1	34	0
Totals	19-12-1	157	1	34	0
RECEIVING	No	Yds	TD	Lg	
Scott	4	89	0	34	
Williams, E.	4	33	0	11	
McCoy	2	17	0	10	
Williams, D.	1	29	1	29	
Doss	1	-11	0	0	
Totals	12	157	1	34	
PUNTING	No	Yds	Avg	Lg	I20
Gibson	5	208	41.6	50	0
Avery	1	45	45.0	45	0
Totals	6	253	42.2	50	0
PUNT RETURNS	No	Yds	TD	Lg	
McDonald	1	0	0	0	
Totals	1	0	0	0	
KO RETURNS	No	Yds	TD	Lg	
Totals	0	0	0	0	
INTERCEPTIONS	No	Yds	TD	Lg	
McDonald	1	38	0	38	
Collins	1	0	0	0	
Totals	2	38	0	38	
Tackle Leaders:	Baker 12 (7-5), Goodwell 9 (6-3)				
Sacks:	None				

SOUTHERN MISS					
RUSHING	Att	Yds	TD	Lg	Avg
Hull	11	49	1	9	4.5
Thomas	10	32	0	7	3.2
Williams	1	7	0	7	7.0
Mason	3	4	0	2	1.3
Almond	1	2	0	2	2.0
Totals	26	94	1	9	3.6
PASSING	A-C-I	Yds	TD	Lg	Sck
Almond	39-21-2	283	2	44	0
Johnson	1-1-0	14	0	14	0
Totals	40-22-2	297	2	44	0
RECEIVING	No	Yds	TD	Lg	
Barnes	4	69	1	30	
Nelson	4	47	0	24	
Singleton	4	40	1	15	
Perine	3	76	0	44	
Williams	2	8	0	8	
Hull	2	3	0	3	
Causey	1	25	0	25	
Morgan	1	15	0	15	
Sumrall	1	14	0	14	
Totals	22	297	2	44	
PUNTING	No	Yds	Avg	Lg	I20
Johnson	5	238	47.6	55	1
Totals	5	238	47.6	55	1
PUNT RETURNS	No	Yds	TD	Lg	
Faulk	4	15	0	11	
Totals	4	15	0	11	
KO RETURNS	No	Yds	TD	Lg	
Eubanks	5	147	0	46	
Totals	5	147	0	46	
INTERCEPTIONS	No	Yds	TD	Lg	
Sumrall	1	0	0	0	
Totals	1	0	0	0	
Tackle Leaders:	Coley, K. 20 (15-5), Coley, T. 12 (8-4)				
Sacks:	None				




MEMPHIS

11 MEMPHIS 26, MARSHALL 3 Nov. 26, 2005 • MEMPHIS, TENN.

MEMPHIS, Tenn. - Hollywood's top script writer couldn't have done a better job than the screenplay the Memphis Tigers wrote for their 2005 regular season finale.

- Here's the script:
- Emotional pregame ceremonies honoring 16 seniors that helped bring Memphis football to the national scene
 - Two early touchdowns by senior All-America running back DeAngelo Williams that gave the Tigers a 14-0 lead
 - A stifling defense that held Marshall to only 154 yards of total offense (57 rushing, 97 passing) and three points
 - Three second-half field goals by senior Stephen Gostkowski, including a school-record 53-yarder against the wind, that gave the Tigers insurance points
 - A 26-3 victory over the Thundering Herd
 - The Tigers returning to the field to thank the fans for their support
 - Seniors Maurice Avery and Williams directing the Memphis marching band, The Mighty Sound of the South, in the Tiger fight song
 - A third-straight winning season
 - A third-consecutive season that Memphis is bowl eligible
 - The Tigers waiting to see which bowl they will play in



on 10 plays, and the drive ended with another Williams' one-yard score for a 14-0 lead.

Marshall managed a second quarter Ian O'Connor field goal to get on the scoreboard, but the Thundering Herd did not mount another serious scoring threat the rest of the game. In fact, Marshall got into Tiger territory only once after its lone score of the game.

After Williams' two touchdowns, the Tigers turned to Gostkowski's leg for the final 12 points. The senior kicker booted four field goals, including his school-record 53-yarder, for the 26-3 final.

Tim Goodwell (13 tackles, 1 QB sack), Carlton Baker (7 tackles, 1 QB sack) and Wesley Smith (7 tackles, 1 QB sack) led the Memphis defensive charge.

The Tigers also had five pass breakups and forced four Marshall fumbles, with Memphis recovering three of them.

In addition to Gostkowski, the Tiger kicking game was aided by the performance of punter Michael Gibson. He punted four times for a 42.0 average, including a 70-yard effort in the first quarter. Gibson's 70-yard punt is tied for the fourth-longest in Memphis history.

Ahmad Bradshaw led the Marshall rushing attack with 89 yards on 26 carries. Herd quarterback Jimmy Skinner was 11-of-19 passing for 97 yards.

The lone "down" spot in an otherwise joyful script was that the Tigers set a Conference USA single-game record for fewest passing yards with minus-3 against the Thundering Herd. But, on this day, Memphis didn't need to pass the ball.

Behind the running of Williams and Avery, the Tigers rolled up 243 yards on the ground, and more importantly, controlled the game throughout. Williams ran for 127 yards for his 33rd career 100-yard rushing performance. The 33 100-yard rushing games tied the NCAA record held by both Archie Griffin (Ohio State) and Tony Dorsett (Pittsburgh). Avery added 93 yards on 19 carries.

The Tiger defense played a stellar game, holding the Marshall offense to under 200 yards of total offense. Memphis held its fifth opponent of 2005 to under 100 yards rushing, and it was the first time since the 2003 USF contest that the Tigers held an opponent to under 200 yards of total offense.

After an exchange of punts to open the game, Memphis got on the board first and never looked back. The Tigers took the ball on their own 22 and drove 78 yards on six plays for the game's first touchdown, a Williams' one-yard run. On the drive, Williams (40 yards) and Avery (23 yards) accounted for 63 of the 78 yards.

On their next possession, the Tigers essentially put the game out of reach with their second touchdown. This time, Memphis went 56 yards

SCORING SUMMARY						
Marshall	0	3	0	0	--	3
Memphis	14	3	6	3	--	26

MU-UM Drive Chart (Plays/Yds/TOP)		
First Quarter		
8:38	UM	Williams 1 run (Gostkowski kick) 0-7 6/78/2:34
2:05	UM	Williams 1 run (Gostkowski kick) 0-14 10/56/4:19
Second Quarter		
4:50	MU	O'Connor 37 FG 3-14 10/45/4:51
0:00	UM	Gostkowski 49 FG 3-17 12/33/4:50
Third Quarter		
10:45	UM	Gostkowski 53 FG 3-20 7/33/2:32
3:44	UM	Gostkowski 43 FG 3-23 4/6/1:58
Fourth Quarter		
8:05	UM	Gostkowski 42 FG 3-26 4/2/1:51

FINAL TEAM STATISTICS		
	MU	UM
First Downs	14	15
Rushing	7	14
Passing	5	0
Penalty	2	1
Rushes-Yds	36-57	54-243
Passing Yds	97	-3
Comp.-Att.-Int.	11-23-0	1-8-0
Total Plays-Yds	59-154	62-240
Avg./Play	2.6	3.9
Fumbles-Lost	5-3	1-0
Penalties-Yds	10-65	7-55
Punts-Avg.	6-39.3	5-40.8
Punt Returns	4-44	3-12
KO Returns	2-55	1-14
Interceptions	0-0	0-0
Possession Time	29:01	30:59
Third Down Conversions	4-14	3-13
Fourth Down Conversions	1-2	1-1
Sacks By	2-9	3-34

Attendance: 46,403; Weather: Mostly Cloudy, 68°

MARSHALL					
RUSHING	Att	Yds	TD	Lg	Avg
Bradshaw	26	89	0	13	3.4
Small	5	22	0	12	4.4
Team	1	-22	0	0	-22.0
Skinner	4	-32	0	2	-8.0
Totals	36	57	0	13	1.6
PASSING	A-C-I	Yds	TD	Lg	Sck
Skinner	19-11-0	97	0	21	3
Devine	4-0-0	0	0	0	0
Totals	23-11-0	97	0	21	3
RECEIVING	No	Yds	TD	Lg	
Hargrove	2	40	0	21	
Fitzgerald	2	16	0	9	
Moore	2	10	0	6	
Bradshaw	2	6	0	4	
Mullins	1	9	0	9	
Lauzon	1	9	0	9	
Filer	1	7	0	7	
Totals	11	97	0	21	
PUNTING	No	Yds	Avg	Lg	I20
Biagi	6	236	39.3	44	0
Totals	6	236	39.3	44	0
PUNT RETURNS	No	Yds	TD	Lg	
Royal	3	42	0	21	
Small	1	2	0	2	
Totals	4	44	0	21	
KO RETURNS	No	Yds	TD	Lg	
Small	2	55	0	28	
Totals	2	55	0	28	
INTERCEPTIONS	No	Yds	TD	Lg	
Totals	0	0	0	0	

Tackle Leaders: Spillman 11 (9-2), Couch 8 (8-0), McClellan 6 (6-0)
Sacks: Thomas 1-6, Underwood 1-3

MEMPHIS					
RUSHING	Att	Yds	TD	Lg	Avg
Williams, D.	27	127	2	28	4.7
Avery	19	93	0	23	4.9
Williams, E.	4	19	0	15	4.8
Doss	3	7	0	4	2.3
Team	1	-3	0	0	-3.0
Totals	54	243	2	28	4.5
PASSING	A-C-I	Yds	TD	Lg	Sck
Avery	8-1-0	-3	0	0	2
Totals	8-1-0	-3	0	0	2
RECEIVING	No	Yds	TD	Lg	
McCoy	1	-3	0	0	
Totals	1	-3	0	0	
PUNTING	No	Yds	Avg	Lg	I20
Gibson	4	168	42.0	70	1
Avery	1	36	36.0	36	0
Totals	5	204	40.8	70	1
PUNT RETURNS	No	Yds	TD	Lg	
McDonald	3	12	0	5	
Totals	3	12	0	5	
KO RETURNS	No	Yds	TD	Lg	
Doss	1	14	0	14	
Totals	1	14	0	14	
INTERCEPTIONS	No	Yds	TD	Lg	
Totals	0	0	0	0	

Tackle Leaders: Goodwell 13 (6-7), Baker 7 (4-3), Smith 7 (4-3)
Sacks: Smith 1-13, Baker 1-11, Goodwell 1-10

TIGERS



12 MEMPHIS 38, AKRON 31 DEC. 26, 2005 • DETROIT, MICH.

DETROIT, Mich. - It was the holiday season, and the Memphis Tiger football team gave its fans a Merry Christmas - even though it came a day later. Behind a DeAngelo Williams 238-yard rushing performance and three Stephen Gostkowski field goals, the Tigers posted their second post-season victory in three seasons with a 38-31 win over Akron in the 2005 Motor City Bowl. The game was played at Ford Field, the site of the NFL's 2006 Super Bowl in early February.

Williams, who was named the Motor City Bowl MVP, compiled his bowl record-setting 238 yards on 31 carries and scored three touchdowns. Gostkowski hit field goals of 32, 25 and 50 yards, and the 50-yard effort set a Motor City Bowl mark.

The way the game started gave no indication it would end up being a 38-31 shootout. The Memphis offense sputtered at the start, and the Tigers relied on their defense and punter Michael Gibson's foot. The Tiger defense allowed the Zips only three points, despite having two first-quarter drives deep in Memphis territory. Akron got the field goal on its second drive, but on the first trip across the 50 yard line, the Zips' series was halted at the Memphis 25 when Tim Goodwell and Rod Smith stopped Brett Biggs on fourth-and-1. Gibson played just as important a role in the first quarter with two long punts - 51 and 49 yards - that pinned Akron inside its own 10 yard line both times.

After watching the defense keep the Tigers in the game in the first quarter, the Memphis offense got on track in the second frame. Williams, who gained only 19 yards in the first quarter, picked it up on the Tigers' first scoring drive with 34 yards on the ground. Tiger quarterback Maurice Avery also found his groove in the second quarter, hitting Ernest Williams on a 42-yard strike to the Akron 23. Four plays later, Gostkowski connected on a 32-yard field goal to tie the contest at 3-all.

The Tigers kept it going. The defense held the Zips to three-and-out on their next series, and the Memphis offense continued to roll. On the first play of the ensuing drive, Avery found his target in Ryan Scott for a 50-yard gain to the Akron 2 yard line. Williams then pushed the ball across the goal line for the first Memphis lead of the game. After Gostkowski's PAT, the Tigers led 10-3.

With just over four minutes left before halftime, Akron got the ball with an opportunity to cut into the Tiger lead, but it didn't happen. The Tiger offense took over with 2:30 on the clock and took advantage of another scoring chance. After two rushes netted a minus-3 yards, Avery took back to the air and again hit Scott for a long gain - this time, 48 yards - to the Akron 27. From there, the Tigers moved the ball to the Zips 7, where Gostkowski hit his second field goal for a 13-3 Tiger halftime lead.

The early portion of the second half looked no different for the Akron offense. Stymied by the Tigers in the first half, the Zips were unable to get past their own 40 yard line on the first two possessions. Aided by two Akron defensive pass interference calls, the Tigers moved down to the Akron 2, where Williams scored his second touchdown for a 20-3 Memphis lead.

With only three minutes left in the third quarter and down 20-3, the Zips scored via the air on the

ensuing drive. Zips quarterback Luke Getsy was 6-of-7 passing for 80 yards on the series that resulted in a 46-yard scoring strike to Jabari Arthur to cut the Tiger lead to 20-10.


The game moved into the fourth quarter, and the shootout began. Gostkowski got it started with a 50-yard field goal for a 23-10 Tiger lead. Akron responded with a quick three-play, 80-yard drive to cut the Memphis lead to 23-17. The big play was a Getsy-to-Biggs 72-yard scoring strike.

The Tigers then answered with their own big play in the form of Williams. With the Zips closing in and also gaining momentum, Memphis' All-America running back took a handoff and raced 67 yards to the Akron 2. On the next play, Williams scored his third touchdown. Avery added the two-point conversion for a 31-17 Memphis advantage. The Tigers added another score on an Earnest Williams 5-yard run to increase the lead to 38-17 with only 6:38 left.

However, the Zips did not quit. Akron scored two touchdowns in under six minutes to pull to within seven at 38-31 with only 50 seconds left. The Zips' first drive took nearly five minutes, and ended when Getsy hit Domenik Hixon from 14 yards out. The Akron special teams then executed a perfect on-side kick, and recovered the ball at midfield with 1:45 left. One minute later, Getsy connected with Arthur for a 19-yard touchdown pass to cut the Tiger lead to 38-31.

The Zips tried their magic one more time, but this time, the Tiger special teams recovered the on-side kick, and Memphis ran out the clock for the win.

Goodwell, who received the UAW Lineman Award, led the Tiger defense with 12 tackles, five TFLs and two sacks.



SCORING SUMMARY					
Memphis	0	13	7	18	-- 38
Akron	3	0	7	21	-- 31

Drive Chart (Plays/Yds/TPA)			UM-UA
First Quarter			
00:40	UA	Swiger 43 FG	0-3
			10/31/3:45
Second Quarter			
7:02	UM	Gostkowski 32 FG	3-3
			9/82/3:42
4:08	UM	Williams 1 run (Gostkowski kick)	10-3
			4/52/1:14
00:18	UM	Gostkowski 25 FG	13-3
			9/63/2:12
Third Quarter			
3:02	UM	Williams 2 run (Gostkowski kick)	20-3
			9/75/4:47
00:46	UA	Arthur 46 pass from Getsy (Swiger kick)	20-10
			7/80/2:16
Fourth Quarter			
12:04	UM	Gostkowski 50 FG	23-10
			6/33/1:49
11:03	UA	Biggs 72 pass from Getsy (Swiger kick)	23-17
			3/80/1:01
10:41	UM	Williams 2 run (Avery rush)	31-17
			2/69/0:22
3:09	UM	E. Williams 5 run (Gostkowski kick)	38-17
			12/78/6:38
1:46	UA	Hixon 14 pass from Getsy (Swiger kick)	38-24
			8/80/1:23
00:55	UA	Arthur 19 pass from Getsy (Swiger kick)	38-31
			6/51/0:50

FINAL TEAM STATISTICS			
	UM	UA	
First Downs	21	24	
Rushing	14	3	
Passing	4	18	
Penalty	3	3	
Rushes-Yds	58-364	23-71	
Passing Yds	170	455	
Comp.-Att.-Int.	7-14-0	34-59-0	
Total Plays-Yds	72-516	82-502	
Avg./Play	7.2	6.1	
Fumbles-Lost	1-1	0-0	
Penalties-Yds	7-62	10-61	
Punts-Avg.	5-45.6	8-40.5	
Punt Returns	5-39	0-0	
KO Returns	3-97	2-39	
Interceptions	0-0	0-0	
Possession Time	29:48	30:12	
Third Down Conversions	6-14	8-18	
Fourth Down Conversions	0-0	0-1	
Sacks By	3-22	0-0	

Attendance: 50,616

MEMPHIS					
RUSHING	Att	Yds	TD	Lg	Avg
Williams, D.	31	238	3	67	7.7
Doss	9	56	0	20	6.2
Avery	13	38	0	13	2.9
Williams, E.	3	18	1	7	6.0
Team	2	-4	0	0	-2.0
Totals	58	346	4	67	6.0
PASSING	A-C-I	Yds	TD	Lg	Sck
Avery	13-7-0	170	0	50	0
Scott	1-0-0	0	0	0	0
Totals	14-7-0	170	0	50	0
RECEIVING	No	Yds	TD	Lg	
Scott	3	103	0	50	
Williams, E.	1	42	0	42	
Doucette	1	28	0	28	
McCoy	1	-1	0	0	
Williams, D.	1	-2	0	0	
Totals	7	170	0	50	
PUNTING	No	Yds	Avg	Lg	I20
Gibson	4	191	47.8	51	3
Avery	1	37	37.0	37	1
Totals	5	228	45.6	51	4
PUNT RETURNS	No	Yds	TD	Lg	
McDonald	5	39	0	15	
Totals	5	39	0	15	
KO RETURNS	No	Yds	TD	Lg	
Doss	3	97	0	35	
Totals	3	97	0	35	
INTERCEPTIONS	No	Yds	TD	Lg	
Totals	0	0	0	0	

Tackle Leaders: Goodwell 12 (4-8), Collins 9 (7-2), McDonald 9 (6-3)
Sacks: Goodwell 2-13, Grant 1-5, Washington 1-4

AKRON					
RUSHING	Att	Yds	TD	Lg	Avg
Biggs	14	46	0	11	3.3
Kennedy	3	13	0	8	4.3
McDaniel	1	5	0	5	5.0
Getsy	5	-17	0	4	-3.4
Totals	23	47	0	11	2.0
PASSING	A-C-I	Yds	TD	Lg	Sck
Getsy	59-34-0	455	4	72	3
Totals	59-34-0	455	4	72	3
RECEIVING	No	Yds	TD	Lg	
Arthur	8	180	2	46	
Hixon	7	63	1	15	
Kasperek	6	70	0	22	
Montgomery	6	55	0	24	
Biggs	4	79	1	72	
Kennedy	2	6	0	5	
McDaniel	1	2	0	2	
Totals	34	455	4	72	
PUNTING	No	Yds	Avg	Lg	I20
Sullivan	8	324	40.5	49	1
Totals	8	324	40.5	49	1
PUNT RETURNS	No	Yds	TD	Lg	
Totals	0	0	0	0	
KO RETURNS	No	Yds	TD	Lg	
Hixon	2	39	0	22	
Totals	2	39	0	22	
INTERCEPTIONS	No	Yds	TD	Lg	
Totals	0	0	0	0	

Tackle Leaders: Mackey 11 (9-2), Grant 10 (5-5)
Sacks: None



MEMPHIS

2005 RESULTS

Overall Record: 7-5 C-USA Record: 5-3 (T2nd);
Home: 4-2; Away: 2-3; Neutral: 1-0

Date	Opponent	Score	Att.
9/5	Ole Miss (ESPN)	L, 10-6	53,339
9/17	Chattanooga	W, 59-14	30,772
9/24	at Tulsa* (WLMT/CSTV)	L, 37-31(ot)	20,645
10/1	UTEP * (CSTV)	W, 27-20	30,053
10/8	at UCF * (WLMT/CSTV)	L, 38-17	20,562
10/15	at Houston * (CSTV)	W, 35-20	12,800
10/22	East Carolina * (CSTV)	W, 27-24	31,710
11/1	UAB * (ESPN2)	L, 37-20	47,669
11/12	at Tennessee (PPV)	L, 20-16	106,647
11/19	at Southern Miss * (CSTV)	W, 24-22	25,667
11/26	Marshall * (CSTV)	W, 26-3	46,403
12/26	vs. Akron# (ESPN)	W, 38-31	50,616

* Conference USA games # Motor City Bowl

Overall Attendance: 476,883 (39,740)
Home: 239,946 (39,991) Away: 186,321 (37,264)
Neutral: 50,616

TEAM STATISTICS

	UM	OPP
First Downs	235	254
Rushing/Passing	156/63	87/144
Penalty	16	23
Total Net Yards	4775	4865
Total Plays	836	850
Plays per Game	69.7	70.8
Avg per Play	5.7	5.7
Avg per Game	397.9	405.4
Net Rushing Yards	3215	1507
Rushing Yds Gained	3488	1778
Rushing Yds Lost	273	271
Total Attempts	597	419
Avg per Attempt	5.4	3.6
Avg per Game	267.9	125.6
TDs Rushing	28	10
Net Passing Yards	1560	3358
Att/Comp/Int	239/135/7	431/237/12
Avg per Pass	6.5	7.8
Avg per Catch	11.6	14.2
Avg per Game	130.0	279.8
TDs Passing	9	23
Punts/Avg/Blk	63/44.3/0	64/40.0/0
Net Punting	40.2	37.6
Avg Punts per Game	5.3	5.3
Punt Ret/Yds/Avg	32/153/4.8	36/256/7.1
Kickoff Ret/Yds/Avg	26/525/20.2	24/578/24.1
Returns Per Game	2.2	2.0
Interceptions/Yds	12/148	7/131
Avg Yds Per Return	12.3	18.7
Fumbles/Lost	15/8	18/10
Penalties/Yds	89/723	77/585
Yds Penalized/Game	60.3	48.7
3rd Dwn Cnv/Att/Pct	60/166/36.0	63/175/36.0
Time of Possession	30:20	29:40
2 PT Safety	0	0

SCORE BY QUARTERS

	1	2	3	4	OT	Total	Game
UM	68	123	56	79	0	326	27.2
OPP	50	61	67	92	6	276	23.0

RUSHING

	G	ATT	YDG	YDL	YDS	AVG	TD	LG
DeAngelo Williams	11	310	2052	88	1964	6.3	18	76
Maurice Avery	12	132	664	94	570	4.3	5	30
Joseph Doss	12	85	465	25	440	5.2	2	31
Earnest Williams	12	17	111	3	108	6.4	2	16
Billy Barefield	6	23	121	22	99	4.3	0	17
Jamarcus Gaither	6	6	29	0	29	4.8	1	12
Taz Knockum	12	1	18	0	18	18.0	0	18
Carlton Robinzine	8	1	6	0	6	6.0	0	6
Chris Barnett	7	1	6	0	6	6.0	0	6
Will Hudgens	3	9	15	13	2	0.2	0	8
Brandon Feagans	1	1	1	0	1	1.0	0	1
Michael Gibson	12	1	0	1	-1	-1.0	0	0
Patrick Byrne	1	1	0	2	-2	-2.0	0	0
Team	12	9	0	25	-25	-2.8	0	0
UM	12	597	3488	273	3215	5.4	28	76
OPP	12	419	1778	271	1507	3.6	10	64

PASSING

	G	ATT	COM	INT	YDS	PCT	TD	LG
Maurice Avery	12	118	67	4	894	56.8	5	66
Will Hudgens	3	62	33	2	413	53.2	3	62
Billy Barefield	6	53	33	1	223	62.3	1	26
Ryan Scott	12	2	1	0	26	50.0	0	26
Antonio McCoy	11	1	0	0	0	0.0	0	0
Patrick Byrne	1	1	1	0	4	100.0	0	4
DeAngelo Williams	11	1	0	0	0	0.0	0	0
Team	12	1	0	0	0	0.0	0	0
UM	12	239	135	7	1560	56.5	9	66
OPP	12	431	237	12	3358	55.0	23	79

RECEIVING

	G	NO	YDS	AVG	TD	LG	AVG/G
Ryan Scott	12	37	577	15.6	3	66	48.1
Earnest Williams	12	17	131	7.7	0	42	10.9
Maurice Jones	12	15	157	10.5	2	27	13.1
John Doucette	12	12	170	14.2	0	28	14.2
DeAngelo Williams	11	12	78	6.5	1	29	7.1
Maurice Avery	12	10	196	19.6	2	62	16.3
Joseph Doss	12	9	-2	-0.2	0	7	-0.2
Carlton Robinzine	8	8	131	16.4	0	38	16.4
Antonio McCoy	11	8	45	5.6	0	10	4.1
Taz Knockum	12	4	37	9.2	0	17	3.1
Brett Russell	12	2	26	13.0	1	26	2.2
Brandon Hunt	12	1	14	14.0	0	14	1.2
UM	12	135	1560	11.6	9	66	130.0
OPP	12	237	3358	14.2	23	79	279.8

PUNTING

	G	NO	YDS	AVG	LG	BK	IN20
Michael Gibson	12	59	2632	44.6	70	0	13
Maurice Avery	12	3	118	39.3	45	0	1
Billy Barefield	6	1	38	38.0	38	0	1
UM	12	63	2788	44.3	70	0	15
OPP	12	64	2561	40.0	61	0	11

PUNT RETURNS

	G	NO	YDS	AVG	TD	LG
Brandon McDonald	12	32	153	4.8	0	15
UM	12	32	153	4.8	0	15
OPP	12	36	256	7.1	0	36

FIELD GOALS

	G	10-29	30-39	40-49	50+	TOT	LG	BLK
S. Gostkowski	12	5-5	7-10	7-7	3-3	22-25	53	1
UM	12	5-5	7-10	7-7	3-3	22-25	53	1
OPP	12	8-11	4-4	4-5	0-0	16-20	45	0

TIGERS



KICKOFF RETURNS

	G	NO	YDS	AVG	TD	LG
Joe Doss	12	19	423	22.3	0	35
Michael Spurlock	11	2	24	12.0	0	15
DeAngelo Williams	11	2	33	16.5	0	18
Chris Barnett	7	1	8	8.0	0	8
Michael Grandberry	9	1	23	23.0	0	23
Tyler Griffin	11	1	14	14.0	0	14
UM	12	26	525	20.2	0	35
OPP	12	24	578	24.1	0	46

TOTAL OFFENSE

	G	PLYS	RUSH	PASS	TOT	AVG
DeAngelo Williams	11	311	1964	0	1964	178.5
Maurice Avery	12	250	570	894	1464	122.0
Joe Doss	12	85	440	0	440	36.7
Will Hudgens	3	71	2	413	415	138.3
Billy Barefield	6	76	99	223	322	53.7
Earnest Williams	12	17	108	0	108	9.0
Jamarcus Gaither	6	6	29	0	29	4.8
Ryan Scott	122	2	0	26	26	2.2
Taz Knockum	12	1	18	0	18	1.5
Chris Barnett	7	1	6	0	6	0.9
Carlton Robinzine	8	1	6	0	6	0.8
Patrick Byrne	1	2	(-2)	4	2	2.0
Brandon Feagans	1	1	1	0	1	1.0
Michael Gibson	12	1	(-1)	0	(-1)	(-0.1)
Team	12	10	(-25)	0	(-25)	(-2.8)
UM	12	836	3215	1560	4775	397.9
OPP	12	850	1507	3358	4865	405.4

INTERCEPTIONS

	G	NO	YDS	TD	LG
Brandon McDonald	12	3	75	0	38
O.C. Collins	11	2	0	0	0
Rod Smith	10	2	10	0	7
Brandon Patterson	11	2	33	0	33
Derek Clenin	12	1	26	0	26
Wesley Smith	12	1	0	0	0
Tim Goodwell	12	1	4	0	4
UM	12	12	148	0	38
OPP	12	7	131	0	40

SCORING

	G	TDS	EXP	2XP	FG	SAF	TP
DeAngelo Williams	11	19	0-0	0-0	0-0	0	114
Stephen Gostkowski	12	0	35-35	0-0	22-25	0	101
Maurice Avery	12	7	0-0	1-1	0-0	0	44
Ryan Scott	12	3	0-0	0-0	0-0	0	18
Earnest Williams	12	2	0-0	0-0	0-0	0	12
Joe Doss	12	2	0-0	0-0	0-0	0	12
Maurice Jones	12	2	0-0	0-0	0-0	0	12
Brett Russell	12	1	0-0	0-0	0-0	0	6
Jamarcus Gaither	6	1	0-0	0-0	0-0	0	6
Trey Adams	1	0	1-1	0-0	0-0	0	1
UM	12	37	36-36	1-1	22-25	0	326
OPP	12	33	28-30	1-2	16-20	0	276

ALL-PURPOSE

	RUN	REC	PR	KOR	IR	TOT	Avg/G
DeAngelo Williams	1964	78	0	33	0	2075	188.6
Joe Doss	440	(-2)	0	423	0	861	71.8
Maurice Avery	570	196	0	0	0	766	63.8
Ryan Scott	0	577	0	0	0	577	48.1
Earnest Williams	108	131	0	0	0	239	19.9
Brandon McDonald	0	0	153	0	75	228	19.0
John Doucette	0	170	0	0	0	170	14.2
Maurice Jones	0	157	0	0	0	157	13.1
Carlton Robinzine	6	131	0	0	0	137	17.1
Billy Barefield	99	0	0	0	0	99	16.5

ALL-PURPOSE (cont.)

	RUN	REC	PR	KOR	IR	TOT	Avg/G
Taz Knockum	18	37	0	0	0	55	4.6
Antonio McCoy	0	45	0	0	0	45	4.1
Brandon Patterson	0	0	0	0	33	33	3.0
Jamarcus Gaither	29	0	0	0	0	29	4.8
Derek Clenin	0	0	0	0	26	26	2.2
Brett Russell	0	26	0	0	0	26	2.2
Michael Spurlock	0	0	0	24	0	24	2.2
Michael Grandberry	0	0	0	23	0	23	2.6
Chris Barnett	6	0	0	8	0	14	2.0
Brandon Hunt	0	14	0	0	0	14	1.2
Tyler Griffin	0	0	0	14	0	14	1.3
Rod Smith	0	0	0	0	10	10	1.0
Tim Goodwell	0	0	0	0	4	4	0.3
Will Hudgens	2	0	0	0	0	2	0.7
Brandon Feagans	1	0	0	0	0	1	1.0
Michael Gibson	(-1)	0	0	0	0	(-1)	(-0.1)
Patrick Byrne	(-2)	0	0	0	0	(-2)	(-2.0)
Team	(-25)	0	0	0	0	(-25)	(-2.8)
UM	3215	1560	153	525	148	5601	466.8
OPP	1507	3358	256	578	131	5830	485.8

DEFENSE

	G	UT	A	TOT	TFL	SACK	FR	PBU
Tim Goodwell	12	51	51	102	11.0-44	4-26	0-0	2
Carlton Baker	12	44	44	88	9.0-52	5-40	1-0	0
Wesley Smith	12	48	34	82	2.0-16	1-13	0-0	3
O.C. Collins	11	40	15	55	1.0-4	0-0	0-0	8
Rod Smith	10	33	17	50	3.5-10	1-7	0-0	2
Brandon McDonald	12	34	15	49	3.5-7	3-75	0-0	11
Mike Snyder	12	18	26	44	0.5-1	1-1	1-0	3
Marcus West	12	26	17	43	5.0-20	3-16	1-0	1
Jamaal Rufus	12	27	14	41	1.0-1	0-0	0-0	7
LaVale Washington	11	13	23	36	2.0-11	3-11	0-0	0
Heath Grant	10	17	15	32	2.0-7	1-5	2-0	4
Jake Kasser	11	7	14	21	0-0	0-0	1-10	1
Michael Spurlock	11	8	10	18	1.0-10	1-10	0-0	0
Derek Clenin	12	14	3	17	1.0-4	1-4	1-0	0
Sam Brewer	12	10	6	16	0-0	0-0	0-0	1
Dustin Lopez	11	8	6	14	0-0	0-0	0-0	7
Tyus Jackson	12	7	6	13	1.0-12	1-12	0-0	1
Jermaine Chambers	12	12	1	13	0-0	0-0	0-0	0
Brandon Patterson	11	9	4	13	0-0	0-0	0-0	0
Cortez McCraney	11	6	4	10	0.5-0	0-0	0-0	0
Ryan Williams	9	6	4	10	0.5-1	0-0	1-0	1
Quinton McCrary	2	7	3	10	3.5-13	1-8	0-0	0
Greg Hinds	11	4	2	6	0-0	0-0	0-0	0
Clinton McDonald	12	3	3	6	0-0	0-0	0-0	0
Michael Grandberry	9	6	0	6	0-0	0-0	0-0	0
Tyler Griffin	11	5	0	5	0-0	0-0	0-0	0
Greg Jackson	9	2	2	4	0-0	0-0	0-0	0
Rubio Phillips	1	1	2	3	1.0-6	1-6	0-0	0
Chris Barnett	7	2	0	2	0-0	0-0	0-0	0
John Doucette	12	2	0	2	0-0	0-0	0-0	0
Brandon Farrar	2	1	1	2	0-0	0-0	0-0	0
Brandon Douglas	8	2	0	2	1.0-2	0-0	0-0	0
Michael Gibson	12	2	0	2	0-0	0-0	0-0	0
Brett Russell	12	2	0	2	0-0	0-0	0-0	0
Cato Mott	3	0	1	1	0-0	0-0	0-0	0
TiQuinton Morrell	6	0	1	1	0-0	0-0	0-0	0
Michael Denning	9	0	1	1	0-0	0-0	0-0	0
Bobby Garafolo	1	1	0	1	0-0	0-0	0-0	0
Carlton Robinzine	8	1	0	1	0-0	0-0	0-0	0
Javar Pollard	6	1	0	1	0-0	0-0	0-0	0
Joe Doss	12	1	0	1	0-0	0-0	0-0	0
Ryan Scott	12	0	1	1	0-0	0-0	0-0	0
Maurice Avery	12	0	0	0	0-0	0-0	1-0	0
Team	12	0	0	0	0-0	0-0	1-0	0
UM	12	481	346	827	50.0-221	22-159	10-10	52
OPP	12	589	257	846	81.0-247	9-63	8-17	25



MEMPHIS

IN THE RED ZONE

Memphis Total Scores

Touchdowns 27, Field Goals 13

Non-Scores

Missed Field Goals 1

Loss of Downs 2

Clock 0

Turnovers 2 (Fumbles 1, Interceptions 1)

Opponent Total Scores

Touchdowns 17, Field Goals 12

Opponent Non-Scores

Missed Field Goals 3

Loss of Downs 2

Clock 0

Turnovers 6 (fumbles 6, Interceptions 0)

TURNOVERS

Takeaways 22; Giveaways 15 (Diff. +7)

Points Off Turnovers

Memphis 66 (TD 6, FG 6)

Opponent 37 (TD 4, FG 3)

Points Off Turnovers Per Game

Memphis 5.5

Opponents 3.1

THIRD DOWN CONVERSIONS

Yards	Made/Att.	Pct.
1-3	27-38	.711
4-6	17-42	.405
7-10	12-56	.214
11+	4-30	.133
Total	60-166	.361

FOURTH DOWN CONVERSIONS

Yards	Made/Att.	Pct.
1-3	4-9	.444
4-6	1-2	.500
7-10	1-2	.500
11+	0-0	.000
Total	6-13	.462

DRIVE CHART

Quarterback	Drives Started		Drives Ended By							Points Scored	Pts./ Drive	Drive Efficiency
	TD	FG	FGA	PUNT	DOWN	TURN	CLOCK	SAF				
Avery	91	20	15	18	33	3	9	8	0	186	2.04	.385
Barefield	36	8	5	5	16	2	1	4	0	71	1.92	.361
Hudgens	32	9	2	2	13	0	5	3	0	69	2.16	.344
Byrne	1	0	0	0	1	0	0	0	0	0	0.00	.000

KICKOFFS

	No.	Ret.	OB	TB	FC	OSK	Avg. Depth	Avg. Drive Start
Gostkowski	68	25	4	39	0	0	2.06 (140)	23.19 (1577)
Adams	1	1	0	0	0	0	6 (6)	28.00 (28)

GAME-BY-GAME TEAM COMPARISONS

Game	Score	1st Downs	T.O.P	Rushing (No.-Yds-TD)	Passing (Cmp-Att-Yds-TD)	Total Offense (TP-Yds-TD)	3rd Down Conversions
Memphis	6	16	29:25	38-119-0	16-29-149-0	67-268-0	4-15
Ole Miss	10	16	30:35	36-55-1	15-31-207-0	67-262-1	3-15
Memphis	59	32	29:57	54-398-5	17-23-194-3	77-592-8	9-14
Chattanooga	14	18	30:03	43-227-2	11-21-105-0	64-332-2	3-10
Memphis	31	20	22:21	48-335-3	9-24-147-1	72-482-4	4-12
at Tulsa	37	18	37:39	47-197-2	15-23-234-3	70-431-5	9-17
Memphis	27	17	36:04	51-252-2	13-21-122-1	72-374-3	4-16
UTEP	20	30	23:56	25-74-1	23-53-431-1	78-505-2	3-14
Memphis	17	14	21:41	32-221-2	13-22-71-0	55-301-2	2-11
at UCF	38	26	38:19	57-261-2	14-21-290-3	78-551-5	9-15
Memphis	35	20	32:27	56-315-3	7-12-112-2	68-427-5	6-14
at Houston	20	19	27:23	36-106-1	26-45-396-1	81-502-2	7-19
Memphis	27	20	37:35	63-340-3	10-14-117-0	77-457-3	7-16
East Carolina	24	20	22:25	16-46-0	26-46-297-3	62-343-3	3-12
Memphis	20	18	27:25	44-218-1	16-22-187-1	66-405-2	6-14
UAB	37	32	32:35	37-217-0	25-42-334-4	79-551-4	3-12
Memphis	16	17	32:11	38-165-1	13-30-128-0	68-293-1	4-14
at Tennessee	20	20	27:49	37-126-0	15-27-215-2	64-341-2	5-14
Memphis	24	25	33:56	61-263-2	12-19-157-1	80-420-3	5-13
at Southern Miss	22	17	26:04	26-94-1	22-40-297-2	66-391-3	6-15
Memphis	26	15	30:59	54-243-2	1-8-(-)3-0	62-240-2	3-13
Marshall	3	14	29:01	36-57-0	11-23-97-0	59-154-0	4-14
Memphis	38	21	29:48	56-346-4	7-14-170-0	72-516-4	6-14
vs Akron	31	24	30:12	23-47-0	34-59-455-4	82-502-4	8-18

TIGERS



GAME-BY-GAME RUSHING

No.-Yds-TD	20 D. Williams	5 Doss	33 Gaither	7 Hudgens	11 Barefield	1 Avery	14 E. Williams
Ole Miss	24-85-0	4-18-0	DNP	7-13-0	DNP	2-19-0	0-0-0
Chattanooga	20-205-3	12-85-0	6-29-1	1-2-0	5-42-0	5-25-1	2-12-0
at Tulsa	30-223-3	6-32-0	DNP	1-1-0	5-36-0	4-38-0	0-0-0
UTEP	35-236-2	2-6-0	DNP	INJ	9-15-0	4-(-)3-0	0-0-0
at UCF	14-136-0	9-33-2	0-0-0	INJ	4-6-0	4-38-0	0-0-0
at Houston	33-198-2	3-13-0	0-0-0	INJ	DNP	19-105-1	0-0-0
East Carolina	39-226-2	7-67-0	0-0-0	INJ	0-0-0	16-49-1	0-0-0
UAB	21-167-0	5-11-0	DNP	INJ	DNP	16-32-0	2-8-1
at Tennessee	INJ	17-77-0	0-0-0	INJ	DNP	18-72-1	1-0-0
at Southern Miss	36-123-1	8-35-0	DNP	INJ	0-0-0	12-64-1	4-43-0
Marshall	27-127-2	3-7-0	0-0-0	INJ	0-0-0	19-93-0	4-19-0
vs Akron	30-233-3	9-56-0	DNP	INJ	DNP	14-43-0	3-18-1

GAME-BY-GAME RECEIVING

No.-Yds-TD	1 Avery	83 Scott	87 Robinzine	9 McCoy	14 E. Williams	82 Doucette	20 D. Williams
Ole Miss	3-28-0	4-25-0	1-34-0	1-9-0	1-9-0	1-11-0	2-14-0
Chattanooga	2-73-1	4-32-0	1-7-0	0-0-0	3-20-0	1-3-0	1-3-0
at Tulsa	3-69-1	1-30-0	0-0-0	0-0-0	1-3-0	1-18-0	1-1-0
UTEP	0-0-0	7-104-1	0-0-0	1-7-0	1-2-0	INJ	3-3-0
at UCF	1-0-0	5-35-0	INJ	0-0-0	1-0-0	INJ	2-16-0
at Houston	0-0-0	2-75-2	2-24-0	DNP	0-0-0	1-3-0	0-0-0
East Carolina	0-0-0	1-6-0	2-48-0	1-8-0	1-10-0	2-25-0	1-14-0
UAB	1-26-0	2-19-0	2-18-0	1-8-0	3-8-0	2-45-0	0-0-0
at Tennessee	0-0-0	4-59-0	0-0-0	0-0-0	1-4-0	3-37-0	INJ
at Southern Miss	0-0-0	4-89-0	INJ	2-17-0	4-33-0	0-0-0	1-29-1
Marshall	0-0-0	0-0-0	INJ	1-(-)3-0	0-0-0	0-0-0	0-0-0
vs Akron	0-0-0	3-103-0	INJ	1-(-)1-0	1-42-0	1-28-0	1-(-)2-0

GAME-BY-GAME RECEIVING

No.-Yds-TD	5 Doss	12 Knockum	80 Jones	85 Russell	81 Stewart	88 Hunt	33 Gaither
Ole Miss	2-8-0	1-11-0	0-0-0	0-0-0	DNP	0-0-0	DNP
Chattanooga	1-(-)10-0	0-0-0	2-26-1	1-26-1	0-0-0	1-14-0	0-0-0
at Tulsa	0-0-0	0-0-0	2-26-0	0-0-0	DNP	0-0-0	DNP
UTEP	0-0-0	0-0-0	1-6-0	0-0-0	DNP	0-0-0	DNP
at UCF	1-0-0	0-0-0	4-29-0	0-0-0	DNP	0-0-0	0-0-0
at Houston	0-0-0	1-2-0	1-12-0	0-0-0	DNP	0-0-0	0-0-0
East Carolina	0-0-0	0-0-0	1-6-0	1-0-0	DNP	0-0-0	0-0-0
UAB	0-0-0	2-28-0	3-35-1	0-0-0	DNP	0-0-0	DNP
at Tennessee	4-11-0	0-0-0	1-17-0	0-0-0	DNP	0-0-0	0-0-0
at Southern Miss	1-(-)11-1	0-0-0	0-0-0	0-0-0	DNP	0-0-0	DNP
Marshall	0-0-0	0-0-0	0-0-0	0-0-0	DNP	0-0-0	0-0-0
vs Akron	0-0-0	0-0-0	0-0-0	0-0-0	DNP	0-0-0	DNP

GAME-BY-GAME PASSING

(Cmp-Att-Yds-TD-Int)	19 Byrne	11 Barefield	7 Hudgens	1 Avery
Ole Miss	1-1-4-0-0	DNP	15-28-145-0-2	0-0-0-0-0
Chattanooga	INJ	7-8-55-1-0	10-15-139-2-0	0-0-0-0-0
at Tulsa	INJ	1-4-18-0-0	8-19-129-1-0	0-0-0-0-0
UTEP	INJ	12-19-79-0-0	INJ	1-2-43-1-0
at UCF	INJ	13-22-71-0-1	INJ	1-1-9-0-0
at Houston	INJ	DNP	INJ	7-12-112-2-1
East Carolina	INJ	0-0-0-0-0	INJ	10-14-117-0-0
UAB	INJ	DNP	INJ	16-22-187-1-2
at Tennessee	INJ	DNP	INJ	13-30-128-0-0
at Southern Miss	INJ	0-0-0-0-0	INJ	12-19-157-1-1
Marshall	INJ	DNP	INJ	1-8-(-)3-0-0
vs Akron	INJ	DNP	INJ	7-13-170-0



MEMPHIS

GAME-BY-GAME FIELD GOALS

Stephen Gostkowski	Made	Missed
Ole Miss	34,47	-
Chattanooga	30	-
at Tulsa	32	-
UTEP	24,26	-
at UCF	40	-
at Houston	-	32
East Carolina	51,32	39,39
UAB	45,26	-
at Tennessee	43,37,35	-
at Southern Miss	27	-
Marshall	49,53,43,42	-
vs Akron	32,25,50	-

GAME-BY-GAME PUNTING

No.-Avg.-In 20	Gibson	Avery
Ole Miss	7-39.3-1	0-0.0-0
Chattanooga	2-41.0-1	0-0.0-0
at Tulsa	6-45.7-2	0-0.0-0
UTEP	9-45.8-2	0-0.0-0
at UCF	5-46.2-1	0-0.0-0
at Houston	5-46.8-0	0-0.0-0
East Carolina	4-44.2-0	0-0.0-0
UAB	2-52.5-0	0-0.0-0
at Tennessee	6-45.8-2	0-0.0-0
at Southern Miss	5-41.6-0	1-45.0-0
Marshall	4-42.0-1	1-36.0-0
vs Akron	4-47.8-3	1-37.0-1

SCORING DRIVES

Plays-Yds-Time of Possession-Score

Ole Miss	10-64-4:57-FG; 12-51-6:05-FG
Chattanooga	6-55-2:00-TD; 9-77-3:54-TD; 4-36-1:00-TD; 1-62-0:11-TD; 12-62-4:25-TD; 7-77-1:54-TD; 9-38-4:10-FG; 6-50-2:04-TD; 9-68-4:44-TD
at Tulsa	5-47-1:37-TD; 5-78-1:03-TD; 9-62-2:25-TD; 6-54-1:39-FG; 13-65-4:25-TD
UTEP	7-72-0:18-TD; 11-64-4:31-FG; 1-74-0:18-TD; 14-81-7:22-FG; 2-9-0:26-TD
at UCF	7-48-2:19-TD; 4-86-1:18-TD; 10-57-3:39-FG
at Houston	3-50-0:44-TD; 2-69-0:57-TD; 11-54-4:21-TD; 11-80-4:58-TD; 1-39-0:06-TD
East Carolina	8-15-3:09-FG; 10-70-4:12-TD; 8-66-3:09-TD; 6-65-3:22-FG; 15-80-8:08-TD
UAB	10-74-4:58-TD; 3-77-1:10-TD; 10-40-3:47-FG; 8-62-3:28-FG
at Tennessee	8-55-2:52-FG; 4-5-1:31-FG; 9-85-4:06-TD; 8-34-3:43-FG
at Southern Miss	12-80-5:36-TD; 7-43-2:29-TD; 6-80-2:44-TD; 13-71-4:24-FG
Marshall	6-78-2:34-TD; 10-56-4:19-TD; 12-33-4:45-FG; 7-33-2:32-FG; 4-6-1:58-FG; 4-2-1:51-FG
vs Akron	9-82-4:42-FG; 4-52-1:14-TD; 9-63-2:12-FG; 9-75-4:47-TD; 6-33-1:49-FG; 2-69-0:22-TD; 12-78-6:38-TD

LONG DRIVES

- 4 Plays, 86 Yards, TOP 1:18 (2nd Quarter) TD vs UCF
 - 9 Plays, 85 Yards, TOP 4:06 (2nd Quarter) TD vs UT
 - 14 Plays, 82 Yards, TOP 7:22 (4th Quarter) FG vs UTEP
 - 9 Plays, 82 Yards, TOP 3:42 (2nd Quarter) TD vs Akron
 - 15 Plays, 80 Yards, TOP 8:08 (4th Quarter) TD vs ECU
 - 12 Plays, 80 Yards, TOP 5:36 (2nd Quarter) TD vs USM
 - 11 Plays, 80 Yards, TOP 4:58 (4th Quarter) TD vs Houston
 - 6 Plays, 80 Yards, TOP 2:44 (3rd Quarter) TD vs USM
- Opponent**
- 10 Plays, 94 Yards, TOP 1:52 (2nd Quarter) TD by UT
 - 5 Plays, 92 Yards, TOP 1:42 (4th Quarter) TD by UAB
 - 16 Plays, 80 Yards, TOP 8:25 (3rd Quarter) TD by UCF
 - 12 Plays, 80 Yards, TOP 6:31 (1st Quarter) TD by Tulsa
 - 11 Plays, 80 Yards, TOP 4:34 (1st Quarter) TD by UCF
 - 8 Plays, 80 Yards, TOP 5:05 (3rd Quarter) TD by ECU
 - 8 Plays, 80 Yards, TOP 1:23 (4th Quarter) TD by Akron
 - 7 Plays, 80 Yards, TOP 2:16 (3rd Quarter) TD by Akron

GAME-BY-GAME DEFENSE

UT-AT-TT	Ole Miss	UTC	Tulsa	UTEP	UCF	Houston	ECU	UAB	Tennessee	USM	Marshall	Akron
Washington	2-1-3	1-1-2	4-2-6	1-1-2	DNP	0-5-5	1-0-1	1-4-5	1-1-2	1-1-2	1-4-5	0-3-3
T. Jackson	0-2-2	2-1-3	4-1-5	0-0-0	0-2-2	1-0-1	0-0-0	0-0-0	0-0-0	0-0-0	0-0-0	0-0-0
West	4-3-7	2-0-2	8-1-9	2-0-2	2-1-3	2-1-3	0-0-0	1-3-4	2-0-2	4-0-4	0-3-3	0-4-4
R. Williams	1-0-1	1-1-2	2-2-4	1-1-2	1-0-1	INJ	0-0-0	INJ	0-0-0	0-0-0	DNP	DNP
Houston	INJ	INJ	INJ	INJ	INJ	INJ	INJ	INJ	INJ	INJ	INJ	INJ
W. Smith	3-1-4	6-2-8	9-1-10	3-0-3	8-2-10	4-9-13	1-3-4	4-6-10	3-2-5	4-1-5	3-4-7	1-2-3
Kasser	0-5-5	2-1-3	2-1-3	DNP	2-0-2	0-2-2	0-0-0	0-1-1	2-1-3	0-1-1	0-0-0	INJ
R. Smith	4-1-5	1-1-2	4-2-6	0-1-1	INJ	INJ	5-0-5	6-3-9	4-2-6	3-1-4	4-1-5	4-3-7
Baker	4-6-10	3-1-4	0-2-2	4-4-8	7-3-10	3-7-10	3-1-4	1-4-5	8-2-10	7-5-12	4-3-7	1-5-6
Snyder	1-2-3	3-0-3	0-1-1	0-0-0	4-1-5	3-5-8	2-2-4	0-4-4	2-1-3	1-4-5	1-3-4	2-2-4
McCraney	DNP	1-1-2	0-0-0	0-0-0	2-0-2	0-1-1	0-0-0	0-1-1	0-0-0	0-0-0	2-0-2	1-1-2
Goodwell	3-8-11	6-1-7	3-2-5	0-1-1	8-1-9	2-9-11	3-2-5	5-4-9	8-2-10	6-3-9	6-7-13	4-8-12
C. McDonald	0-0-0	1-0-1	1-0-1	0-1-1	0-1-1	0-0-0	0-0-0	0-0-0	0-0-0	0-0-0	1-0-1	0-1-1
Hinds	0-0-0	2-0-2	1-0-1	0-0-0	0-0-0	0-1-1	0-0-0	1-0-1	0-0-0	0-0-0	0-0-0	DNP
T. Griffin	3-0-3	0-0-0	0-0-0	0-0-0	DNP	0-0-0	0-0-0	0-0-0	0-0-0	1-0-1	1-0-1	0-0-0
B. McDonald	1-2-3	2-0-2	2-2-4	3-3-6	9-1-10	1-3-4	2-0-2	3-1-4	3-0-3	1-0-1	1-0-1	6-3-9
Farrar	0-1-1	DNP	DNP	DNP	1-0-1	0-0-0	1-0-1	INJ	INJ	INJ	INJ	INJ
Barnett	DNP	0-0-0	1-0-1	0-0-0	DNP	0-0-0	0-0-0	DNP	DNP	DNP	DNP	0-0-0
Rufus	0-1-1	2-1-3	1-0-1	3-1-4	1-0-1	3-2-5	3-1-4	4-2-6	2-1-3	2-1-3	4-1-5	2-3-5
Patterson	0-1-1	1-0-1	1-0-1	3-0-3	2-0-2	INJ	INJ	0-0-0	1-0-1	0-1-1	0-0-0	1-2-3
Collins	3-0-3	0-0-0	DNP	4-3-7	4-0-4	6-2-8	6-1-7	4-3-7	5-0-5	1-1-2	2-1-3	7-2-9
Pollard	INJ	1-0-1	0-0-0	0-0-0	DNP	0-0-0	0-0-0	DNP	DNP	DNP	DNP	DNP
McCrary	INJ	INJ	3-1-4	4-2-6	INJ	INJ	INJ	INJ	INJ	INJ	INJ	INJ
Brewer	0-0-0	2-0-2	1-1-2	3-0-3	1-0-1	1-4-5	0-0-0	0-1-1	0-0-0	1-0-1	1-0-1	0-0-0
Whitley	DNP	0-0-0	DNP	0-0-0	0-0-0	0-0-0	0-0-0	0-0-0	DNP	DNP	DNP	DNP
Spurlock	0-0-0	2-0-2	0-0-0	0-0-0	0-0-0	0-0-0	1-0-1	0-0-0	6-4-10	0-3-3	DNP	2-0-2
Chambers	0-0-0	1-0-1	0-0-0	0-0-0	2-0-2	1-0-1	0-0-0	0-1-1	0-0-0	3-0-3	1-0-1	0-0-0
Clenin	1-0-1	2-1-3	0-0-0	3-0-3	5-1-6	1-1-2	1-0-1	0-0-0	0-0-0	1-0-1	0-0-0	0-0-0
Grant	DNP	1-0-1	0-0-0	3-0-3	1-0-1	4-3-7	1-2-3	2-2-4	DNP	1-0-1	2-3-5	2-5-7
Lopez	0-3-3	0-0-0	0-1-1	3-0-3	1-1-2	DNP	1-0-1	2-1-3	0-0-0	1-0-1	0-0-0	0-0-0
G. Jackson	1-0-1	DNP	DNP	0-0-0	DNP	0-1-1	0-0-0	0-1-1	1-0-1	0-0-0	0-0-0	0-0-0

(Game leaders are in bold)

TIGERS



PARTICIPATION CHART

Name	Ole Miss	UTC	Tulsa	UTEP	UCF	UH	ECU	UAB	Tennessee	USM	Marshall	Akron
Trey Adams	DNP	✓	DNP	DNP	DNP	DNP	DNP	DNP	DNP	DNP	DNP	DNP
Maurice Avery	✓	✓	✓	✓	✓	✓	✓	✓	✓	✓	✓	✓
Carlton Baker	✓	✓	✓	✓	✓	✓	✓	✓	✓	✓	✓	✓
Jeremy Barber	DNP	DNP	DNP	DNP	DNP	DNP	DNP	DNP	DNP	DNP	DNP	DNP
Billy Barefield	DNP	✓	✓	✓	✓	✓	✓	✓	✓	✓	✓	✓
Miguel Barnes	DNP	DNP	DNP	DNP	DNP	DNP	DNP	DNP	DNP	DNP	DNP	DNP
Chris Barnett	DNP	✓	✓	✓	✓	✓	✓	✓	✓	✓	✓	✓
Philip Beliles	DNP	✓	DNP	DNP	DNP	DNP	DNP	DNP	DNP	DNP	DNP	DNP
Arron Bentley	DNP	✓	DNP	DNP	DNP	DNP	DNP	DNP	DNP	DNP	DNP	DNP
Greg Billingslea	✓	✓	✓	✓	DNP	✓	✓	✓	✓	✓	✓	✓
Sam Brewer	✓	✓	✓	✓	✓	✓	✓	✓	✓	✓	✓	✓
Joe Burgan	DNP	DNP	DNP	DNP	DNP	DNP	DNP	DNP	DNP	DNP	DNP	DNP
Blake Butler	✓	✓	✓	✓	✓	✓	✓	✓	✓	✓	✓	✓
Patrick Byrne	✓	DNP	DNP	DNP	DNP	DNP	DNP	DNP	DNP	DNP	DNP	DNP
Jermaine Chambers	✓	✓	✓	✓	✓	✓	✓	✓	✓	✓	✓	✓
Rusty Clayton	✓	✓	✓	✓	✓	✓	✓	✓	✓	✓	✓	✓
Derek Clenin	✓	✓	✓	✓	✓	✓	✓	✓	✓	✓	✓	✓
LaKendus Cole	DNP	✓	DNP	DNP	DNP	DNP	✓	✓	✓	✓	✓	✓
O.C. Collins	✓	✓	DNP	✓	✓	✓	✓	✓	✓	✓	✓	✓
Michael Denning	DNP	✓	DNP	✓	✓	✓	✓	✓	DNP	✓	✓	✓
Alberto Diaz	DNP	DNP	DNP	DNP	DNP	DNP	DNP	DNP	DNP	DNP	DNP	DNP
Joseph Doss	✓	✓	✓	✓	✓	✓	✓	✓	✓	✓	✓	✓
John Doucette	✓	✓	✓	✓	✓	✓	✓	✓	✓	✓	✓	✓
Brandon Douglas	✓	✓	✓	DNP	✓	✓	✓	✓	✓	✓	✓	✓
Paul Edwards	DNP	DNP	DNP	DNP	DNP	DNP	DNP	DNP	DNP	DNP	DNP	DNP
Eric Evans	DNP	DNP	DNP	DNP	DNP	DNP	DNP	DNP	DNP	DNP	DNP	DNP
Brandon Farrar	✓	DNP	DNP	DNP	✓	DNP	DNP	DNP	DNP	DNP	DNP	DNP
Brandon Feagans	DNP	✓	DNP	DNP	DNP	DNP	DNP	DNP	DNP	DNP	DNP	DNP
LaKeitharun Ford	DNP	DNP	DNP	DNP	DNP	DNP	DNP	DNP	DNP	DNP	DNP	DNP
Jamarcus Gaither	DNP	✓	DNP	DNP	✓	✓	DNP	DNP	✓	DNP	✓	✓
Bobby Garafolo	DNP	✓	DNP	DNP	DNP	DNP	DNP	DNP	DNP	DNP	DNP	DNP
Lane Garcia	DNP	DNP	DNP	DNP	DNP	DNP	DNP	DNP	DNP	DNP	DNP	DNP
Devin Gardner	DNP	DNP	DNP	DNP	DNP	DNP	DNP	DNP	DNP	DNP	DNP	DNP
Michael Gibson	✓	✓	✓	✓	✓	✓	✓	✓	✓	✓	✓	✓
Lucian Godwin	DNP	DNP	DNP	DNP	DNP	DNP	DNP	DNP	DNP	DNP	DNP	DNP
Tim Goodwell	✓	✓	✓	✓	✓	✓	✓	✓	✓	✓	✓	✓
Stephen Gostkowski	✓	✓	✓	✓	✓	✓	✓	✓	✓	✓	✓	✓
Michael Grandberry	DNP	✓	DNP	DNP	✓	✓	✓	✓	✓	✓	✓	✓
Heath Grant	DNP	✓	✓	✓	✓	✓	✓	✓	✓	✓	✓	✓
Willie Green	DNP	DNP	DNP	DNP	DNP	DNP	DNP	DNP	DNP	DNP	DNP	DNP
Tyler Griffin	✓	✓	✓	DNP	✓	✓	✓	✓	✓	✓	✓	✓
Brian Hall	DNP	DNP	DNP	DNP	DNP	DNP	DNP	DNP	DNP	DNP	DNP	DNP
Andrew Handy	✓	✓	✓	✓	✓	✓	✓	✓	✓	✓	✓	✓
Martin Hankins	DNP	DNP	DNP	DNP	DNP	DNP	DNP	DNP	DNP	DNP	DNP	DNP
Willie Henderson	✓	✓	✓	✓	✓	✓	✓	✓	✓	✓	✓	✓
Greg Hinds	✓	✓	✓	✓	✓	✓	✓	✓	✓	✓	✓	✓
Abraham Holloway	✓	✓	✓	✓	✓	✓	✓	✓	✓	✓	✓	✓
Van Houston	DNP	DNP	DNP	DNP	DNP	DNP	DNP	DNP	DNP	DNP	DNP	DNP
Will Hudgens	✓	✓	✓	DNP	DNP	DNP	DNP	DNP	DNP	DNP	DNP	DNP
Chris Huffman	DNP	DNP	DNP	DNP	DNP	DNP	DNP	DNP	DNP	DNP	DNP	DNP
Brandon Hunt	✓	✓	✓	✓	✓	✓	✓	✓	✓	✓	✓	✓
Carson Hunter	DNP	DNP	DNP	DNP	DNP	DNP	DNP	DNP	DNP	DNP	DNP	DNP
Greg Jackson	✓	DNP	DNP	✓	DNP	✓	✓	✓	✓	✓	✓	✓
Tyus Jackson	✓	✓	✓	✓	✓	✓	✓	✓	✓	✓	✓	✓
Derron Johnson	DNP	✓	✓	✓	✓	✓	✓	✓	✓	✓	✓	✓
Maurice Jones	✓	✓	✓	✓	✓	✓	✓	✓	✓	✓	✓	✓
Stacy Jones	DNP	DNP	DNP	DNP	DNP	DNP	DNP	DNP	DNP	DNP	DNP	DNP
Jake Kasser	✓	✓	✓	✓	✓	✓	✓	✓	✓	✓	✓	✓
Bernard Key	DNP	DNP	DNP	DNP	DNP	DNP	DNP	DNP	DNP	DNP	DNP	DNP
Taz Knockum	✓	✓	✓	✓	✓	✓	✓	✓	✓	✓	✓	✓
Deante' Lamar	DNP	DNP	DNP	DNP	DNP	DNP	DNP	DNP	DNP	DNP	DNP	DNP
Dustin Lopez	✓	✓	✓	✓	✓	DNP	✓	✓	✓	✓	✓	✓
Antonio McCoy	✓	✓	✓	✓	✓	DNP	✓	✓	✓	✓	✓	✓
Cortez McCraney	DNP	✓	✓	✓	✓	✓	✓	✓	✓	✓	✓	✓
Quinton McCrary	DNP	DNP	✓	✓	DNP	DNP	DNP	DNP	DNP	DNP	DNP	DNP
Brandon McDonald	✓	✓	✓	✓	✓	✓	✓	✓	✓	✓	✓	✓
Clinton McDonald	DNP	DNP	DNP	DNP	DNP	DNP	DNP	DNP	DNP	DNP	DNP	DNP
Jared McGowan	DNP	✓	DNP	DNP	DNP	DNP	DNP	DNP	DNP	DNP	DNP	✓
TiQuinton Morrell	DNP	✓	DNP	DNP	DNP	DNP	DNP	DNP	✓	✓	✓	✓
Cato Mott	✓	DNP	DNP	DNP	DNP	DNP	DNP	DNP	✓	✓	DNP	DNP
Shelton Oliver	DNP	✓	DNP	DNP	DNP	DNP	DNP	DNP	DNP	DNP	DNP	DNP
Brandon Patterson	✓	✓	✓	✓	DNP	✓	✓	✓	✓	✓	✓	✓
Brandon Pearce	DNP	✓	✓	✓	✓	✓	✓	✓	✓	✓	✓	✓



MEMPHIS

Name	Ole Miss	UTC	Tulsa	UTEP	UCF	UH	ECU	UAB	Tennessee	USM	Marshall	Akron
Rubio Phillips	✓	DNP	DNP	DNP	DNP	DNP	DNP	DNP	DNP	DNP	DNP	DNP
T.J. Pitts	DNP	DNP	DNP	DNP	DNP	DNP	DNP	DNP	DNP	DNP	DNP	DNP
Javar Pollard	DNP	✓	✓	✓	DNP	✓	✓	DNP	DNP	DNP	DNP	✓
Mario Pratcher	DNP	DNP	DNP	DNP	DNP	DNP	DNP	DNP	DNP	DNP	DNP	DNP
Clay Presley	DNP	DNP	DNP	DNP	DNP	DNP	DNP	DNP	DNP	DNP	DNP	DNP
Carlton Robinzine	✓	✓	✓	✓	DNP	✓	✓	✓	✓	DNP	DNP	DNP
Jeremy Rockette	DNP	DNP	DNP	DNP	DNP	DNP	DNP	DNP	DNP	DNP	DNP	DNP
Jamaal Rufus	✓	✓	✓	✓	✓	✓	✓	✓	✓	✓	✓	✓
Brett Russell	✓	✓	✓	✓	✓	✓	✓	✓	✓	✓	✓	✓
Stephen Schuh	✓	✓	DNP	DNP	DNP	✓	✓	✓	✓	✓	✓	✓
Ryan Scott	✓	✓	✓	✓	✓	✓	✓	✓	✓	✓	✓	✓
Carlos Singleton	DNP	DNP	DNP	DNP	DNP	DNP	DNP	DNP	DNP	DNP	DNP	DNP
Brandon Slaughter	DNP	DNP	DNP	DNP	DNP	DNP	DNP	DNP	DNP	DNP	DNP	DNP
Andy Smith	✓	✓	✓	✓	✓	✓	✓	✓	✓	DNP	DNP	DNP
Rod Smith	✓	✓	✓	✓	DNP	DNP	✓	✓	✓	✓	✓	✓
Wesley Smith	✓	✓	✓	✓	✓	✓	✓	✓	✓	✓	✓	✓
Mike Snyder	✓	✓	✓	✓	✓	✓	✓	✓	✓	✓	✓	✓
Michael Spurlock	✓	✓	✓	✓	✓	✓	✓	✓	✓	✓	DNP	✓
Michael Stackens	DNP	DNP	DNP	DNP	DNP	DNP	DNP	DNP	DNP	DNP	DNP	DNP
Alton Starr	DNP	DNP	DNP	DNP	DNP	DNP	DNP	DNP	DNP	DNP	DNP	DNP
Brandon Stewart	DNP	✓	DNP	DNP	DNP	DNP	DNP	DNP	DNP	DNP	DNP	DNP
Greg Terrell	DNP	DNP	DNP	DNP	DNP	DNP	DNP	DNP	DNP	DNP	DNP	DNP
Donald Thornton	DNP	DNP	DNP	DNP	DNP	DNP	DNP	DNP	DNP	DNP	DNP	DNP
Brett Toney	DNP	DNP	DNP	DNP	DNP	DNP	DNP	DNP	DNP	DNP	DNP	DNP
Kenneth Turner	DNP	DNP	DNP	DNP	DNP	DNP	DNP	DNP	DNP	DNP	DNP	DNP
LaVale Washington	✓	✓	✓	✓	DNP	✓	✓	✓	✓	✓	✓	✓
Marcus West	✓	✓	✓	✓	✓	✓	✓	✓	✓	✓	✓	✓
Blake Whiddon	DNP	✓	DNP	DNP	✓	DNP	DNP	DNP	DNP	DNP	✓	✓
Olen Whitely	DNP	✓	DNP	✓	✓	✓	✓	✓	DNP	DNP	DNP	✓
DeAngelo Williams	✓	✓	✓	✓	✓	✓	✓	✓	DNP	✓	✓	✓
Earnest Williams	✓	✓	✓	✓	✓	✓	✓	✓	✓	✓	✓	✓
Ryan Williams	✓	✓	✓	✓	✓	✓	✓	DNP	✓	✓	DNP	✓

2005 REVIEW 98

2005 START CHART

OFFENSE

OPPONENT	QB	TB	WR	WR	WR	WR	LT	LG	C	RG	RT
Ole Miss	Byrne	D. Williams	Avery	Scott	Doss	Robinzine	Henderson	Handy	Butler	Smith	Holloway
Chattanooga	Hudgens	D. Williams	Avery	Scott	Doucette (TE)	Russell (TE)	Henderson	Handy	Butler	Smith	Billingslea
at Tulsa	Hudgens	D. Williams	Avery	Scott	Doucette (TE)	Robinzine	Henderson	Handy	Butler	Smith	Holloway
UTEP	Barefield	D. Williams	Avery	Scott	Russell (TE)	Doss	Henderson	Handy	Butler	Smith	Holloway
at UCF	Barefield	D. Williams	Avery	Scott	Russell (TE)	Gaither	Henderson	Handy	Butler	Smith	Pearce
at Houston	Avery	D. Williams	Robinzine	Scott	Doucette (TE)	Russell (TE)	Billingslea	Handy	Schuh	Smith	Pearce
East Carolina	Avery	D. Williams	E. Williams	Scott	Doucette (TE)	Knockum	Billingslea	Handy	Schuh	Smith	Pearce
UAB	Avery	D. Williams	E. Williams	Scott	Doucette (TE)	Russell (TE)	Billingslea	Handy	Schuh	Smith	Pearce
at Tennessee	Avery	Doss	E. Williams	Scott	Doucette (TE)	Robinzine	Billingslea	Handy	Schuh	Smith	Pearce
at Southern Miss	Avery	D. Williams	E. Williams	Scott	Doucette (TE)	McCoy	Billingslea	Handy	Schuh	Denning	Pearce
Marshall	Avery	D. Williams	McCoy	Scott	Doucette (TE)	Russell (TE)	Billingslea	Handy	Schuh	Butler	Pearce
vs Akron	Avery	D. Williams	McCoy	Scott	Doucette (TE)	Doss	Billingslea	Handy	Schuh	Butler	Pearce

DEFENSE

OPPONENT	LE	NG	RE	OLB	ILB	OLB	LCS	RCS	CB	FS	CB
Ole Miss	West	Washington	Phillips	Baker	Goodwell	Snyder	Kasser	R. Smith	Lopez	W. Smith	B. McDonald
Chattanooga	West	Washington	T. Jackson	Baker	Goodwell	Snyder	Kasser	R. Smith	Lopez	W. Smith	B. McDonald
at Tulsa	West	Washington	T. Jackson	Baker	Goodwell	McCrary	Kasser	R. Smith	Lopez	W. Smith	B. McDonald
UTEP	West	Washington	T. Jackson	Baker	Grant	McCrary	Collins	R. Smith	Lopez	W. Smith	B. McDonald
at UCF	West	R. Williams	T. Jackson	Baker	Goodwell	Snyder	Collins	Clenin	Lopez	W. Smith	B. McDonald
at Houston	West	Washington	Grant (LB)	Baker	Goodwell	Snyder	Collins	Brewer	Rufus	W. Smith	B. McDonald
East Carolina	West	Washington	Kasser (LB)	Baker	Goodwell	Snyder	Collins	Brewer	Rufus	W. Smith	B. McDonald
UAB	West	Washington	Grant (LB)	Baker	Goodwell	Snyder	Collins	R. Smith	Rufus	W. Smith	B. McDonald
at Tennessee	West	Washington	Spurlock (LB)	Baker	Goodwell	Snyder	Collins	R. Smith	Rufus	W. Smith	B. McDonald
at Southern Miss	West	Washington	Spurlock (LB)	Baker	Goodwell	Snyder	Collins	R. Smith	Rufus	W. Smith	Lopez
Marshall	West	Washington	Grant (LB)	Baker	Goodwell	Snyder	Collins	R. Smith	Rufus	W. Smith	B. McDonald
vs Akron	West	Washington	Grant (LB)	Baker	Goodwell	Snyder	Collins	R. Smith	Rufus	W. Smith	B. McDonald

TIGERS



KEY TIGER DEPARTURES

1

MAURICE AVERY, Receiver/QB 6-1, 214, 4L • Atlanta, Ga./McNair HS



Career Summary: A four-year letterwinner who came to the Tigers as a quarterback and was converted to a receiver by his sophomore season...Finished his U of M career tied for sixth in pass receptions with 97, and seventh in receiving yards with 1,373...Holds the school record for receptions in a game with 13, which he accomplished against UAB in 2003...Ranks fifth in season reception yardage with 742 in 2003, and tied for sixth in season TD catches with eight that same season...

Was an impact receiver for the Tigers in 2003 and 2004 before ultimately having to return to the quarterback slot five games into the 2005 season because of injuries to the two starting signal callers...Rushed two yards for his first-ever collegiate touchdown against USM in 2002...Led the Tigers in receiving in 2003 with 49 catches for 742 yards...Recorded 100-yard receiving games against UAB (125) and USM (103) in 2003...Missed two games in 2003 because of a torn MCL, but was able to return to the field for the New Orleans Bowl...Played in all 12 games as a junior and was second on the squad in receptions with 36, and in yards with 422...Also was key in Memphis' rugby-style punting scheme, logging 12 kicks in his career...Averaged 41.5 yards per punt...**2005 Highlights:** Had a career long 62-yard touchdown reception against Chattanooga as a senior...Started at quarterback against Houston and led team to a 35-20 road victory...Threw for 112 yards and two touchdowns and rushed for 105 yards and one score against the Cougars...Had a career-long pass of 66 yards to Ryan Scott against UH...Completed 10-of-14 pass attempts for 117 yards in leading Memphis to a 27-24 win over East Carolina...Connected on 12-of-19 pass attempts for 157 yards and one touchdown in the Tigers' first win over USM in Hattiesburg since 1984...Was also the team's second leading rusher with 64 yards on 12 carries and one touchdown...Threw for a career-high 170 yards in the Motor City Bowl win over Akron...Only threw four picks in 118 attempts in 2005...Three of his four interceptions were in the final seconds of a half on desperation/Hail Mary passes...Led the Tigers to victory in five of the final seven games of the season...**Honors:** Named second-team All-Conference USA in 2003...Shared team's Offensive MVP award with DeAngelo Williams in 2005...Voted a permanent team captain by his teammates for 2005...Invited to the Hula Bowl following his senior season...**Notable:** Spent the winter of 2003-04 playing basketball for the Tigers...Was the only player in 2003-04 to have played in an NCAA sanctioned bowl game and won, and also played in the NCAA Basketball Tournament.

Avery's Statistics

Receiving	G/S	No.	Yds	Avg	TD	LG
2002	9/0	2	13	6.5	0	11
2003	11/10	49	742	15.1	8	55
2004	12/0	36	422	11.7	1	55
2005	12/12	10	196	19.6	2	62
Total	44/22	97	1373	14.2	11	62

Passing	G/S	Att	Comp	Yds	Int	Tds	LG	Pct
2002	9/0	9	4	32	0	0	17	44.4
2003	11/10	1	0	0	0	0	0	0.0
2004	12/0	0	0	0	0	0	0	0.0
2005	12/12	118	67	894	4	5	66	56.8
Total	44/22	128	71	926	4	5	66	55.5

Tot. Offense	G/S	Rush	Pass	Plays	Yds/Gm	Yds/Ply
2002	9/0	76	32	36	12.0	3.0
2003	11/10	98	0	25	8.9	3.9
2004	12/0	63	0	9	5.2	7.0
2005	12/12	570	894	250	250.3	5.9
Total	44/22	807	926	320	39.4	5.4

10

CARLTON BAKER, Linebacker 6-2, 245, 2L • Belle Glades, Fla./Hutchinson JC



Career Summary: Lettered two seasons after transferring to Memphis from Hutchinson Junior College...Played one year at Alabama State before making his way to HJC...Started in 22 of his 24 career games as a Tiger...Was second on the team in tackles in 2004 with 96...Ended his junior season ranked 15th in Conference USA in tackles per game with 8.0...Logged a career-high 14 tackles against USM in 2004...Credited with 10 or more tackles in nine career games...**2005 Highlights:**

Starter at outside linebacker in the season opener against Ole Miss...Totaled 10 tackles against the Rebels, including seven solo stops...Recorded a

team-high five sacks for a loss of 40 yards as a senior...Totaled two sacks against Tennessee...Recovered a fumble in the season finale victory over Marshall...Logged one tackle for lost yardage, one forced fumble, one fumble recovery and one quarterback sack in the 26-3 victory...Completed the 2005 season as the Tigers' second-leading tackler, totaling 88 stops...Second on the defense with nine tackles for lost yardage...Ended the season tied for 15th in the country, and tied for second in C-USA, in forced fumbles...Ranked fifth in Conference USA in sacks with five...Ranked 16th in C-USA with 88 total tackles.

Baker's Statistics

Defense	G/S	UT	AT	Tot.	FF	FR	Int	Loss	Sack
2004	12/11	40	56	96	0	0	0-0	4.5-11	0-0
2005	12/11	44	44	88	4	1	0-0	9.0-52	5-40
Total	24/22	84	100	184	4	1	0-0	13.5-63	5-40

72

GREG BILLINGSLEA, Offensive Tackle 6-3, 288, 3L, Atlanta, GA/Tucker HS



Career Summary: A three-year letterwinner who started out on defense and was converted to the offensive line in 2003...Sat out the 2001 season while concentrating on academics...Logged one tackle in two games in 2002...Played in six games in 2003...Worked a season-high 20 offensive plays in the 2003 regular-season finale against USF...Logged an additional 20 plays in the New Orleans Bowl victory over North Texas...Worked primarily as a member of the offensive scout team in 2004...**2005 Highlights:** Played in 11 of the team's 12 games in 2005...Earned his first collegiate start at right tackle against Chattanooga...Played 39 snaps in the UTC contest...Switched to left tackle for the Houston contest and worked 38 of 68 plays in the 35-20 win...Had 53 snaps in the East Carolina win and 50 plays against Tennessee in Knoxville...Had a season high 70 snaps in the win over Southern Mississippi in Hattiesburg and missed just one play in the Tigers' victory over Marshall...Played half of the team's 72 plays in the Motor City Bowl victory over Akron...The Tiger offensive line gave up just nine sacks, and was instrumental in the Tigers ranking fifth nationally in rushing offense...Finished the season participating in 456 of the Tigers' 836 offensive plays.

Billingslea's Statistics

Offensive Line	Games/Starts	Snaps/Total Snaps
2003	6/0	61/1000
2004	0/0	0/906
2005	11/8	456/836
Total	17/8	517/2,742

40

O.C. COLLINS, Defensive Back 6-0, 181, 4L • Dacula, Ga./Dacula HS



Career Summary: Lettered four seasons for the Tigers and was a consistent starter throughout his career...Was the top freshman for the Tigers in 2002...Finished the season as the team's second-leading tackler and co-leader in pass interceptions...Ranked fifth in the nation in tackles among true freshman at NCAA 1-A institutions...Moved from safety to corner during the 2003 season...Totaled a season-high six tackles against Ole Miss...Finished his sophomore season with 36 tackles and one interception...Started all 12 games at right cat safety in 2004...Ranked fifth on the team in tackles with 80...Aggressive defender who totaled two interceptions, five pass breakups and two sacks...Recorded double digit tackles in three career games, including a career-high of 12 tackles against USM in 2002...Had a long interception return of 48 yards against Tulane in 2002...**2005 Highlights:** A veteran cornerback who saw action in 11 of the 12 games as a senior...Did not play against Tulsa but returned to a starting role at cat safety against UTEP and grabbed a game ending pass interception of a Jordan Palmer pass...Logged seven tackles against UTEP, including four solo stops...Starter at corner against Houston and logged eight tackles including six solo stops in win over Cougars...Was the leading tackler for Memphis in the victory over East Carolina with seven stops...Was credited with two tackles and one pass interception in the Memphis victory over Southern Miss...Interception vs. USM led to a second quarter Tiger touchdown...Second on the squad with nine tackles in the Motor City Bowl...Ended the 2005 campaign as the team's fourth leading tackler with 55...Also totaled two pass interceptions, eight pass breakups and a forced fumble...**Honors:** Named to the 2002 C-USA All-Freshman Team...Selected to *The Sporting News'* Freshman All-America Team and the publication's Freshman All-Conference USA Team...Named to *Rivals.com* Freshman All-America Team.



MEMPHIS

COLLINS' STATISTICS

Tackles	G/S	UT	AT	Tot.	FR	PBU	Int	TFL	Sack
2002	12/11	53	22	75	0	6	3-83	0.0-0	0-0
2003	13/11	23	13	36	0	6	1-6	1.0-1	0-0
2004	12/12	41	39	80	0	7	2-23	5.0-38	2-30
2005	11/9	40	15	55	0	10	2-0	1.0-4	0-0
Total	48/43	157	89	246	0	29	8-112	7.0-43	2-30

82 JOHN DOUCETTE, Tight End 6-2, 267, 3L • New Orleans, La./St. Augustine HS



Career Summary: Four-year letterwinner who made an immediate impact as a freshman in 2002...Became a starter at tight end after an injury to senior Jeff Cameron...Played in 11 of the 12 games in 2002...Missed the Ole Miss game because of a neck injury...Caught his first collegiate pass in the ESPN-televised Louisville game...Scored his first collegiate touchdown in the TCU game...Was the Tiger starter at tight end in 2003, appearing in all 13 games...Had four pass recep-

tions for 92 yards in the win over Ole Miss...His 92 yards ranks as the third-highest total for a tight end in school history...Finished his sophomore season with 17 catches for 194 yards...Logged eight starts in 12 games played in 2004...Had a long pass reception of 30 yards against Chattanooga...Had two touchdown grabs in the GMAC Bowl against Bowling Green...Completed the 2004 campaign with 11 catches for 137 yards and three touchdowns...Was second on the team in touchdown catches in 2004...Also a key blocker for All-American tailback DeAngelo Williams...**2005 Highlights:** Voted by his teammates as one of the permanent captains...Returned to his starting tight end position for the season-opener against Ole Miss...Had one pass reception for 11 yards against the Rebels...Had one pass reception for 18 yards in the Tulsa game...Suffered a pulled groin in practice prior to the UTEP contest...Played the game in pain but did not catch a pass...Worked one play in the UCF game but was unable to continue...Caught two passes for 25 yards in the Tigers' win over East Carolina, including a 20-yard grab that set up a Tiger touchdown...Had three pass receptions for 37 yards against Tennessee...Caught 12 passes for 170 yards during his senior season...**Honors:** Named to the 2002 C-USA All-Freshman Team...Selected to *The Sporting News'* All-Conference USA Team...Received the co-Offensive Lineman Award at the 2005 Football banquet.

DOUCETTE'S STATISTICS

Receiving	G/GS	No	Yds	Avg	Tds	LG
2002	11/7	5	44	8.8	1	15
2003	13/9	17	194	11.4	0	53
2004	12/8	11	137	12.5	3	42
2005	12/9	12	170	14.2	0	28
Total	48/33	45	545	12.1	4	53

64 BOBBY GARAFOLO, Offensive Guard 6-3, 275, 1L • Los Angeles, Calif./Mt. San Antonio JC



Career Summary: Came to the Tigers as a junior college transfer in the winter of 2003...Participated in spring drills, but was redshirted in the fall of 2003 because of a shoulder injury...Suffered an infection during the summer of 2004 that caused extensive fatigue, weakness and weight loss...Took most of fall camp to get his strength back, and did not see action in any games in 2004...Worked primarily with the offensive scout team...**2005 Highlights:** A senior offensive

lineman who played in one game for Memphis in 2005...Participated in 15 plays in the Tigers' 59-14 victory over UT-Chattanooga in Memphis...**Notable:** Talented guitarist who was featured in *Sports Illustrated On Campus* along with other collegiate athletes who are musicians in 2004.

GARAFOLO' STATISTICS

Offensive Line	G/S	Snaps/Total Snaps
2004	0/0	0/906
2005	1/0	15/836
Total	1/0	15/1742

41 TIM GOODWELL, Linebacker 6-2, 234, 4L • Lithonia, Ga./Tucker HS

Career Summary: Four-year letterwinner who led the team in tackles in 2004 and 2005...Lettered as a true freshman in 2002 after being pressed into action due to several injuries to the linebacker corps...Finished his freshman



campaign with four tackles in eight games played...Played in all 13 of the Tigers' games in 2003...Had a season-high seven tackles against Houston as a sophomore...Finished the 2003 season with 37 tackles...Started all 12 games at middle linebacker in 2004...Logged a career-high 13 tackles against Southern Miss...Recorded his first career sack against Ole Miss...Recovered three fumbles in 2004...Recovered a Scott Vogel forced fumble against Arkansas State and returned it

10 yards for a touchdown...Finished the 2004 season with a team-leading 106 tackles, which also included eight TFL...Tallied nine career games of double-digit tackles...**2005 Highlights:** Registered a team leading 11 tackles, including three solo stops against Ole Miss...Also credited with his first sack of the 2005 season versus the Rebels...Had a pass interception in the Memphis win over Chattanooga...Did not start the UTEP game but was credited with one tackle in a reserve role...Returned to his starting role in the UCF game, and was credited with nine tackles...Tallied 11 tackles in the Tigers' road win over Houston...Logged nine stops in the UAB contest...Tied as the Tigers leading tackler in the Tennessee game, totaling 10 tackles...Was key in the Tigers' win over USM, recording nine tackles, one tackle for lost yardage and one forced fumble...Credited with a tackle on USM's failed two-point conversion that would have tied the game late in contest...Tied a career-best with 13 tackles in win over Marshall...Logged 12 tackles and two sacks for a loss of 13 yards in the win over Akron in the Motor City Bowl...Finished the 2005 season as the team's leading tackler with 102 tackles...Also totaled 11 tackles for lost yardage, four quarterback sacks and one pass interception...**Honors:** Received the Ralph Hatley Memorial Scholarship for 2003...Voted as one of the recipients of the Chris Faros Most Improved Player Awards in the spring of 2004...Received the UAW Lineman Award in the 2005 Motor City Bowl... Selected to play in the All-America Classic in Las Vegas following the 2005 season.

GOODWELL'S STATISTICS

Defense	G/S	UT	AT	Tot.	FF	FR	Int	Loss	Sack
2002	8/0	1	3	4	0	1	0-0	0.0-0	0-0
2003	13/0	28	9	37	0	0	0-0	2.0-4	0-0
2004	12/12	48	58	106	2	3	0-0	8.0-47	3-34
2005	12/11	51	51	102	1	0	1-4	11.0-44	4-26
Total	45/23	128	121	249	3	4	1-4	21.0-95	7-60

32 STEPHEN GOSTKOWSKI, Kicker 6-2, 200, 4L • Madison, Miss./Madison Central HS



Career Summary: Is Memphis and C-USA all-time leading scorer with 369 points, and also holds the school record and C-USA record with 159 PATs and 70 field goals...Hit 70 of his 92 career FG attempts, and surpassed former Lou Groza Award winner Joe Allison who had 51 field goals made in his career...Ended his career ranked 13th all-time in NCAA history in scoring by kickers with 369 points, and tied for 14th all-time in NCAA history in field goals made with 70...Was 18-of-19

from 40-plus yards the last two years...Hit 88 consecutive PATs before missing his fourth try vs. USM in '04 (backed up due to penalty)...Drafted in the fourth round by New England Patriots...One of just two kickers selected in 2006 NFL Draft...Came to the Tigers in 2002 as a walk-on after signing a scholarship with Tiger Baseball...Made 9-of-14 FGs as a freshman, including a 50 yarder in the season-opener against Murray St...Kicked off 58 times during the season, and 12 kicks were touchbacks...Handled all of the FG and PAT duties in 2003...Had a then-career high three field goals against Ole Miss and was named C-USA Player of the Week...Finished the year ranked eighth nationally in FGs in 2004 with 24...Scored 17 points against Arkansas St. in 2004 with a 4-of-4 effort in FGs and a 5-of-5 mark in PATs, and was named C-USA Player of the Week...Was also named league Player of the Week after hitting three FGs and four PATs against Louisville...Took control of the East Carolina game and booted the game-winning 35-yard FG with six seconds remaining on the clock...Finished his junior season as the second-leading scorer with 108 points...Was ranked as high as second nationally in consecutive PATs...**2005 Highlights:** Ranked second in C-USA in points scored by a kicker with 101...Ranked second in the league in field goals made with 22, and tied for first with a perfect PAT percentage...Hit 136 of his last 137 PATs, including his last 48 consecutive attempts...Finished the season ranked fifth nationally in field goals made per game and 26th in scoring...Scored Memphis' only points against Ole Miss with field goals of 47 and 34 yards...Scored 10 points in the Chattanooga game off a 30-yard FG and seven PATs...Became Memphis' all-time leading field goal kicker with his 32-yard make against Tulsa...Handled all of Memphis' kick-offs and registered a touchback on 39 of his 68 kicks this year...Averaged a depth to the 3-yard line this season...Recovered his on-side kick vs. UH which gave Memphis the ball back and the Tigers scored on that drive...Kicked a then-career long 51-yard FG against East Carolina, and then bettered that with a school-record 53 yarder against Marshall...Also hit FGs of 49, 43 and 42 yds. against Marshall and was named C-USA Special Teams Player of

TIGERS



the Week...Hit field goals of 32, 25 and 50 yards in the Motor City Bowl... Totaled three FGs from 50 yards or more in 2005...**Honors:** Named to the 2002 C-USA All-Freshman Team...Named to The *Sporting News*' All-Freshman Team...Was the only player in C-USA to be named to the All-Freshman teams for football and baseball in the same year...Honored as C-USA Player of the Week once in 2003, twice in 2004 and once in 2005...Named to C-USA First-Team in 2004 and 2005...Picked as team's Special Teams Player of the Year in 2004, and co-winner with punter Michael Gibson in 2005... Was an honorable mention pick on *CollegeFootballNews.com*'s All-America Team following the 2004 season...Was a semifinalist for the Lou Groza Award in 2004...Named to several All-America teams prior to the start of the 2005 season, including *NationalChamps.Net* (third-team), *Athlon Sport*'s (third-team), *Street & Smith's* (honorable mention)...Entered 2005 on the Lou Groza Award and Draddy Trophy ("Academic Heisman") watch lists... Selected as C-USA Special Teams Player of the Year in 2005...Invited to the 2006 Senior Bowl and participated in the ESPN College All-Star Challenge.

GOSTKOWSKI'S STATISTICS

Field Goal	G/S	FGA	FGM	LG	PAT's	TP
2002	12/12	14	9	50	32-37	59
2003	13/13	29	19	45	44-44	101
2004	12/12	24	20	49	48-49	108
2005	12/12	25	22	53	35-35	101
Total	49/49	92	70	53	159-165	369

Career Field Goals By Distance

Less than 20 yards	5/5
20-29 yards	19/21
30-39 yards	23/33
40-49 yards	19/27
50+ yards	4/6

75 ANDREW HANDY, Offensive Guard

6-2, 306, 4L • Miami, Fla./Palmetto HS



Career Summary: Lettered four seasons with the Tigers... Battled various injuries throughout his career... Lettered as a true freshman in 2001 after playing in three games... Missed a majority of the games because of a high ankle sprain... Was a starter at offensive guard in nine games in 2002... Missed three games with an ankle sprain... Was the only returning starter on the offensive line in 2003... Started 10 straight games before breaking his leg against Louisville and missing the remaining three games of the season... Redshirted the

2004 season while continuing to rehab from his injury from 2003...**2005 Highlights:** Only member of the offensive line that started every game... Had to adapt to five different Tigers lining up at quarterback... Played all 67 plays in the season opener against Ole Miss... Worked 45 of the 77 offensive plays against Chattanooga... Did not miss a play for the next three games against Tulsa, UTEP and UCF... Worked 60 of the 68 plays against Houston... Did not come out of the final four regular season games... Helped Memphis to rank fifth nationally in rushing offense... Part of an offensive line that only allowed nine sacks in 12 games...**Honors:** Co-winner of the Chris Faros Most Improved Player Award in 2002... Received the co-MVP Offensive Lineman of the Year Award at the 2005 banquet... Named to All-C-USA First-Team in 2005.

HANDY'S STATISTICS

Offensive Line	Games/Starts	Snaps/Total Snaps
2001	3/0	30/744
2002	10/9	511/840
2003	10/10	595/1000
2004	Redshirted (Injury)	
2005	12/12	772/836
Totals	35/31	1908/3420

46 TYUS JACKSON, Defensive Tackle

6-3, 249, 2L • Birmingham, Ala./NE Miss. CC



Career Summary: Signed with the Tigers in the winter of 2003, but stayed at NE Miss. CC to complete course work... Redshirted the fall of 2003... Played in all 12 games in 2004 on special teams and on the defensive front... Totaled 13 tackles as a junior... Registered his first career sack against Houston... Had his first fumble recovery in the fourth quarter of the GMAC Bowl...**2005 Highlights:** A former defensive end who was moved to inside linebacker for the Ole Miss game... Credited with five tackles against Tulsa... Starter at defensive end in the UCF game, and was credited with two assisted tackles... Had one tackle in the

the Week...Hit field goals of 32, 25 and 50 yards in the Motor City Bowl... Totaled three FGs from 50 yards or more in 2005...**Honors:** Named to the 2002 C-USA All-Freshman Team...Named to The *Sporting News*' All-Freshman Team...Was the only player in C-USA to be named to the All-Freshman teams for football and baseball in the same year...Honored as C-USA Player of the Week once in 2003, twice in 2004 and once in 2005...Named to C-USA First-Team in 2004 and 2005...Picked as team's Special Teams Player of the Year in 2004, and co-winner with punter Michael Gibson in 2005... Was an honorable mention pick on *CollegeFootballNews.com*'s All-America Team following the 2004 season...Was a semifinalist for the Lou Groza Award in 2004...Named to several All-America teams prior to the start of the 2005 season, including *NationalChamps.Net* (third-team), *Athlon Sport*'s (third-team), *Street & Smith's* (honorable mention)...Entered 2005 on the Lou Groza Award and Draddy Trophy ("Academic Heisman") watch lists... Selected as C-USA Special Teams Player of the Year in 2005...Invited to the 2006 Senior Bowl and participated in the ESPN College All-Star Challenge.

Houston game, which was a quarterback sack for minus 12 yards... Logged a blocked pass attempt late in the victory over USM... Totaled 13 tackles in 12 games played as a senior.

JACKSON'S STATISTICS

Tackles	G/S	UT	AT	Tot.	FR	Int	TFL	Sack
2004	12/0	6	7	13	1	0-0	2.5-15	1-12
2005	12/3	7	6	13	0	0-0	1.0-12	1-12
Totals	24/3	13	13	26	1	0-0	3.5-27	2-24

49 DERRON JOHNSON, Defensive Back

6-4, 215, 2L • Memphis, Tenn./SW Tennessee



Career Summary: Signed with the Tigers for the 2001 season, but later transferred to junior college... Rejoined the squad in 2005...**2005 Highlights:** Played in 10 of the 12 games in 2005, primarily as a member of the Tiger special teams unit... Did not register any tackles as a senior member of the squad... Was a consistent member of the scout team during Tiger practices.

22 CATO MOTT, Linebacker

5-10, 205, 4L • Orlando, Fla./Apopka HS



Career Summary: Four-year letterwinner who battled injuries throughout much of junior and senior campaigns... Lettered as a true freshman in 2002 and played linebacker as well as serving as a member of the special teams unit... Played in 10 of the 12 games in 2003, mostly on special teams... Had a season-high two tackles against Houston... Recovered a fumble in the 2003 New Orleans Bowl... A great kick-coverage guy who played the first six games of the season before breaking his leg against Tulane in a collision with Michael Spurlock, who also broke his leg... Came back to log minutes against USF and Bowling Green...**2005 Highlights:** Appeared in the season opener against Ole Miss... Suffered a groin injury in practice and missed the next three games... Had one tackle in the Tennessee game... Worked in just three games in his senior season because of injuries.

MOTT'S STATISTICS

Tackles	G/S	UT	AT	Tot.	FR	Int	TFL	Sack
2002	12/0	3	0	3	0	0	0-0	0-0
2003	11/0	3	3	6	1	0	0-0	0-0
2004	8/0	1	2	3	0	0	0-0	0-0
2005	3/0	0	1	1	0	0	0-0	0-0
Total	34/0	7	6	13	1	0	0-0	0-0

51 LAVALE WASHINGTON, Nose Guard

6-1, 274, 4L • New Orleans, La./St. Augustine HS



Career Summary: Lettered four seasons for the Tigers, including as a true freshman in 2002... Had a then-career high four tackles against USF as a freshman... A veteran on the defensive line who started four games in 2003... Sprained his ankle against Arkansas State and missed the UAB game... Logged a season-high five tackles against East Carolina... Also recorded his first career sack versus ECU... Tallied a sack versus North Texas in the 2003 New Orleans Bowl... Played in 10 of

the 12 games in 2004 after being suspended for the first two games of the season... Had a season-high four tackles in the 2004 GMAC Bowl... Did not record any starts in 2004, and ended the year with 13 tackles...**2005 Highlights:** Veteran defensive lineman who logged four tackles in the season opener against Ole Miss... Totaled two tackles, including a tackle for loss and a sack in the Chattanooga game... Had a career-high six tackles and a sack against Tulsa... Did not travel with the team to UCF... Came back against Houston, and was credited with five tackles... Also totaled five tackles against UAB... Started at nose guard against Tennessee and was credited with two tackles... Recorded five tackles in the Memphis win over Marshall... Logged three tackles and a sack against Akron in the Motor City Bowl... Finished the 2005 season with 36 tackles and three sacks.

WASHINGTON'S STATISTICS

Defense	G/S	UT	AT	Tot	FR	Int	Loss	Sack
2002	11/0	12	6	18	0	0	1.0-2	0-0
2003	12/4	11	18	29	0	0	4.0-9	2-4
2004	9/0	5	8	13	0	0	1.0-5	0-0
2005	11/11	13	23	36	0	0	2.0-11	3-11
Total	43/15	41	55	96	0	0	8.0-27	5-15



43 MARCUS WEST, Defensive Tackle

6-4, 268, 4L • Columbus, Miss./Columbus HS



Career Summary: A four-year letterwinner for the Tigers who was a true freshman in 2001...Played in two games before breaking his hip and missing the remainder of the season... Received a medical hardship from the NCAA and was granted a second freshman season...Played in 10 of the 12 games in 2002...Recorded his first career fumble recovery against Murray State...Returned the fumble 34 yards for a touchdown... Finished the season with four tackles, a forced fumble and a

fumble recovery...Played 10 of the 13 games in 2003 after missing the first three games of the season with turf toe...Logged his second career fumble recovery against East Carolina...Became a regular starter on the defensive line in 2004, and started all 12 games...Led the team in sacks with six for a loss of 43 yards... Also led the team with 9.5 TFLs for 50 yards...Registered five tackles, one TFL, one pass breakup and a quarterback hurry in the Ole Miss game...Had a season-high six tackles against UAB, Louisville and Bowling Green...Logged two sacks against both Houston and Louisville...Ended his junior season with 52 tackles, including 26 solo stops...**2005 Highlights:** Voted by his teammates as a permanent co-captain for the season...Started all 12 games of the season at defensive end...Credited with seven tackles and one sack against Ole Miss...Had a career-high nine tackles in the Tulsa contest, including one tackle for lost yardage and one sack...Registered two tackles in the UTEP win, including two tackles for lost yards and one sack... Logged three tackles against UCF and Houston...Suffered a knee sprain early in the East Carolina game and was not able to return...Came back nine days later and recorded four tackles in the UAB game on ESPN... Credited with four solo tackles in the win over USM...Had three tackles and a fumble recovery in the Marshall win...Logged four tackles in the Motor City Bowl...Finished the season with 43 tackles, three sacks and a fumble recovery...**Honors:** Selected to the All-C-USA Second-Team in 2004...Named the Tigers' Defensive MVP for the 2005 season at the team banquet...Was a first teamer on the All-C-USA Team in 2005.

WEST'S STATISTICS

Defense	G/S	UT	AT	Tot	FR	FF	Loss	Sack
2001	2/0	1	0	1	0	0	0-0	0-0
2002	10/0	3	1	4	1	1	0-0	0-0
2003	10/0	7	2	9	1	0	2-4	0-0
2004	12/12	26	26	52	2	1	9.5-50	6-43
2005	12/12	26	17	43	1	0	5.0-20	3-16
Total	46/24	63	46	109	5	2	16.5-74	9-59

20 DEANGELO WILLIAMS, Tailback

5-10, 217, 4L • Wynne, Ark./Wynne HS



Career Summary: Is the NCAA record holder in all-purpose yards with 7,573...Also holds NCAA record with 34 games of 100-plus yards rushing...Finished his career ranked fourth all-time in NCAA history with 6,026 rushing yards...Owns Tiger and C-USA career rushing records including, carries (969), yards (6,026), rushing average (6.2), rushing touchdowns (55), 100-yard games (34)...Holds single-season records in carries (313), yards (1,964) and rushing touchdowns (22)...

Holds the school record for points scored in a game with 24, and in touchdowns in a game with four, of which he accomplished three times in his career...Holds the record in points scored in a season with 138 (2004) and in touchdowns in a season with 23 (2004)...Ranks No. 2 in career points scored with 362...Owns the record for touchdowns scored in a career with 60...Lettered as a true freshman while playing in 10 games for the Tigers in 2002...Opened his collegiate career with 12 rushes for 129 yards and one touchdown against Murray State...His 129 yards were the second-most by a true freshman in Memphis history...Also rushed for more than 100 yards against USM, Tulane and Army...Earned C-USA Player of the Week honor following 166 yards rushing against Tulane, which also included an 86-yard TD run...Suffered a knee sprain in the Louisville game and missed the Mississippi St. game...Finished the 2002 season tied for fifth in the nation in average yards per carry at 6.64 yards per rush...Also worked as a kick returner, and led the squad in kickoff return average with a mark of 23.3 yards per return...Led the nation in all-purpose yardage and was fifth nationally in rushing in 2003...Held to just 61 yards rushing in the season opener against Tennessee Tech, but rebounded with 10 straight games of 100 or more yards...Rolled off a then-career high 195 yards against Tulane, and was named the C-USA Offensive Player of the Week for his effort... Logged 135 yards receiving and two touchdowns versus TTU, marking the highest total ever for a Memphis running back in a single game...Rushed for 154 yards and one touchdown and caught three passes for 25 yards in the win over Louisville, and was named again as the C-USA Offensive Player of the Week...Suffered a torn MCL in the third quarter against Cincinnati,

and missed the final two games of the season, including the New Orleans Bowl...Led the nation in rushing touchdowns with 22 in 2004...Finished the season ranked second in rushing yardage with 1,948 yards...Tied Tony Dorsett for the 13th-highest single-season rushing total in NCAA history... Ranked second nationally in scoring with 138 points and in all-purpose yards with 2,230 yards...Rushed for more than 100 yards in 10 of the 12 games...Logged more than 200 yards in four games...Rushed for 118 yards vs. Ole Miss, 136 yards vs. UTC and 144 yards vs. Arkansas St. to mark 13 consecutive 100-yard games...Held to 92 yards by UAB to snap streak... Rushed for a then-school record 262 yards and four TDs vs. Houston, and earned C-USA Offensive Player of the Week honors again...Held to 57 yards in the Cincinnati game...Rebounded with 200 yards and one TD vs. Louisville...Gained 199 yards against USM, and again was named the C-USA Offensive Player of the Week...Led the Tigers to a win over East Carolina with 225 yards rushing and four touchdowns, marking the third time in his career he scored four times in a game...Finished the regular season with a school-record 263 yards against USF...Logged 120 yards, including a 31-yard TD run in the GMAC Bowl before leaving the game in the third quarter with a broken leg...Led C-USA in rushing, scoring and all-purpose yardage in 2004...**2005 Highlights:** 2005 Heisman Trophy candidate...Held to just 85 yards by Ole Miss, but followed that up with 10 straight 100-yard games the rest of the season...Rushed for 205 yards and averaged 10.2 yards per carry against Chattanooga...Returned one week later to post 223 yards against Tulsa...Recorded his third consecutive game of 200-plus yards when he totaled 236 yards versus UTEP...Is the only player in C-USA history to rush for more than 200 yards in three straight games...Named a C-USA Player of the Week after he totaled 236 yds. vs. UTEP and again following his 226 yards vs. ECU...Rolled off a season-high 76-yard run against UCF and again later in the year vs. ECU...Was only the 11th player in NCAA history to amass more than 5,000 yards rushing, and only the 4th to total 6,000+ yards...Set a career high with 39 rushing attempts vs. ECU...Rushed for 226 yards and two TDs vs. the Pirates...Missed his first game since the 2003 New Orleans Bowl when he did not play vs. Tennessee because of an ankle injury...Returned a game later and rushed for 123 yards in upset win over USM...Recorded his 50th career rushing TD and his first receiving TD of the season against USM...Finished the year with 127 yards against Marshall... Totaled 238 yards in the Motor City Bowl for an NCAA-record 34 games of 100-yards rushing...Ended the season ranked No. 1 in the nation in rushing yards per game with 178.5...**Honors:** Three-time Conference USA Player of the Year (2005, 2004, 2003)...First-Team All-C-USA in 2003, 2004 and 2005...C-USA All-Freshman Team in 2002...C-USA Player of the Week seven times in his career...Picked to the C-USA All-Decade Team...2005 Walter Camp All-America Team...2005 AFCA Coaches All-America Team...2005 Doak Walker Award finalist...2005 ARA Sportsmanship Award recipient...2005 Maxwell Award semi-finalist...2005 Associated Press All-American...2005 *Playboy* All-America Team...*NationalChamps.Net* Preseason All-America First Team (2005)...MVP of the Motor City Bowl and Offensive MVP of the Senior Bowl...Selected as the No. 27 pick of the 2006 NFL Draft by the Carolina Panthers...First-Team All-America by *Pro Football Weekly* (2004)...Third-Team All-America by the Associated Press (2004)...Second-Team All-America by *SI.com* (2004)...First-Team All-Junior Offense and Second-Team All-America Offense by *CollegeSportsReport.com* (2004)...Semifinalist for the 2004 Doak Walker Award and the Maxwell Award...Listed by *CBSsportsline.com* as one of the 50 most relevant people in college football prior to start of the 2004 season...2004 Tennessee Player of the Year by the Tennessee Sports Writers Association...Male Amateur Athlete of the Year by the Tennessee Sports Hall of Fame (2005, 2006)...CoSIDA Academic All-America All-District (2003)... New Orleans Bowl Scholar-Athlete Award (2003)...C-USA All-Freshman Team by *The Sporting News* (2002).

WILLIAMS' STATISTICS

Rushing	G/S	No	Yds	Avg	Tds	LG
2002	10/1	103	684	6.6	5	86
2003	11/11	243	1430	5.9	10	49
2004	12/12	313	1948	6.2	22	75
2005	11/11	310	1964	6.3	18	76
Total	44/35	969	6026	6.2	55	86

Receiving	G/S	No	Yds	Avg	Tds	LG
2002	10/1	5	51	10.1	0	32
2003	11/11	35	384	10.9	3	80
2004	12/12	18	210	11.7	1	68
2005	11/11	12	78	6.5	1	29
Total	44/35	70	723	10.3	5	80

All-Purpose	G/S	Rush	Rec	KR	Yds	Y/Gm
2002	10/1	684	51	420	1155	115.5
2003	11/11	1430	384	299	2113	192.1
2004	12/12	1948	210	72	2230	185.8
2005	11/11	1964	78	33	2075	188.6
Total	44/35	6026	723	824	7573	172.1