



**2007**

# Memphis Tiger Basketball

**2008**

## Game #8 Sun Belt Classic

**#2/#2 Memphis (7-0)**

**vs.**

**Middle Tennessee (3-5)**

**Saturday, Dec. 15 • 6 pm (CT)**

**Sommet Center • Nashville, Tenn.**

### By The Numbers...

**1972**

• The year the most memorable Tiger game took place in Nashville; an 83-72 MVC playoff loss to Louisville

**350**

• Last year, **John Calipari** won his 350th collegiate game when the Tigers defeated Middle Tennessee on Dec. 23, 2006

**12-0**

• **John Calipari's** all-time record vs. Sun Belt Conference teams; Memphis already defeated Arkansas State earlier this year

**2**

• Tigers' highest national ranking since 1985-86; Memphis was ranked No. 2 in early Feb. 1986

### Media Relations Info

**Contact**.....Lamar Chance  
**Office** .....901-678-2349  
**Cell**.....901-734-9949  
**Home** .....901-465-4247  
**Email** .....lchance1@memphis.edu  
**Mailing/Overnight Address**.....  
 203 Athletic Office Building  
 570 Normal St.  
 Memphis, TN 38152

### Tigers On TV and Radio

**Television:** ESPN (Ron Franklin, play-by-play; Fran Fraschilla, color analyst)

**Radio:** WREC 600AM (Dave Woloshin, play-by-play; Matt Dillon, color analyst; Forrest Goodman, studio host)

### TIGERS TO FACE MIDDLE TENNESSEE IN SUN BELT CLASSIC SATURDAY

The University of Memphis squad (7-0, 0-0 C-USA), ranked No. 2 in the Associated Press poll and No. 2 in ESPN/USA Today poll, returns to action Saturday, Dec. 15 when it meets Middle Tennessee (3-5, 0-0 Sun Belt) in game one of the Sun Belt Classic in Nashville, Tenn.. The game, to be televised by ESPN2, is slated for a 6:00 p.m. (CT) start. The second game of the Sun Belt Classic features Western Kentucky and Tennessee.

The Tigers return to action after an 11-day lay-off while taking fall final exams. Memphis last played on Dec. 4 and pulled out a 62-58 overtime victory over Southern Cal in the 2007 Jimmy Classic. Prior to the Dec. 4 contest, the Tigers posted home wins over Arkansas State (84-63) Nov. 20 and Austin Peay (104-82) Nov. 27. Memphis opened the 2007-08 season by claiming the 2K Sports College Hoops Classic championship with wins over Tennessee-Martin 102-71, Richmond 80-63, Oklahoma 63-53 and Connecticut 81-70.

The Blue Raiders enter Saturday's game after a thrilling 86-80 overtime home win over Belmont Dec. 12. Prior to that win, Middle Tennessee had dropped two-straight road decisions at Houston 83-68 and Belmont 85-62.

### Schedule/Results (7-0, 0-0 C-USA)

N-5	UT-MARTIN& (ESPN)	102-71, W
N-6	RICHMOND& (ESPNU)	80-63, W
N-15	vs. Oklahoma# (ESPN2)	63-53, W
N-16	Connecticut# (ESPN2)	81-70, W
N-20	ARKANSAS STATE (WLMT)	84-63, W
N-27	AUSTIN PEAY (WLMT)	104-82, W
D-4	vs. #24/NR Southern Cal% (ESPN)	(ot) 62-58, W
D-15	vs. Middle Tennessee^ (ESPN2)	6 pm
D-19	at Cincinnati (ESPN2)	6 pm
D-22	GEORGETOWN (ESPN)	11 am
D-29	ARIZONA (ESPN2)	9 pm
J-3	SIENA (CSS)	8 pm
J-5	PEPPERDINE (WLMT)	12 pm
J-9	EAST CAROLINA* (CSS)	7 pm
J-12	at Marshall* (CSS)	7 pm
J-16	at Rice* (WLMT)	7 pm
J-19	SOUTHERN MISS* (CSS)	8 pm
J-23	at Tulsa* (CSTV)	7 pm
J-26	GONZAGA (ESPN)	11 am
J-30	at Houston* (CSTV)	7 pm
F-2	UTEP* (CSS)	12 pm
F-6	SMU* (CSS)	8 pm
F-9	UCF* (CSTV)	3 pm
F-13	HOUSTON* (CSTV)	8 pm
F-16	at UAB* (CSS)	7 pm
F-20	at Tulane* (CSTV)	7 pm
F-23	TENNESSEE (ESPN)	8 pm
	(ESPN Gameday)	
F-27	TULSA* (CSTV)	8 pm
M-1	at Southern Miss* (CSTV)	3 pm
M-5	at SMU* (CSTV)	7 pm
M-8	UAB* (CSTV)	12 pm
M-12-15	Conference USA Tournament (Memphis, Tenn.)	

All Times Central  
 \* C-USA Game  
 & 2K Sports College Hoops Classic (Memphis, Tenn.)  
 # 2K Sports College Hoops Classic (New York, N.Y.)  
 % Jimmy V Classic  
 ^ Sun Belt Classic

### Probable Starters/Top Reserves vs. Middle Tennessee

(Based on previous game's starters)

	No.	Name	Pos	Yr	Ht/Wt	PPG	RPG	Hometown
<b>Memphis Starters</b>	2	Robert Dozier	F	Jr.	6-9/215	8.0	7.6	Lithonia, Ga.
	3	Joey Dorsey	F	Sr.	6-9/265	7.0	9.2	Baltimore, Md.
	14	Chris Douglas-Roberts	G	Jr.	6-7/200	20.1	6.1	Detroit, Mich.
	5	Antonio Anderson	G	Jr.	6-6/210	6.7	3.1	Lynn, Mass.
	23	Derrick Rose	G	Fr.	6-3/205	15.9	5.7	Chicago, Ill.
	— Reserves —							
	0	Shawn Taggart	F	r-So.	6-10/230	7.3	5.7	Richmond, Va.
	1	Willie Kemp	G	So.	6-2/175	9.4	2.1	lappg Bolivar, Tenn.
	15	Andre Allen	G	Sr.	5-10/205	1.4	3.3	lappg Memphis, Tenn.
<b>Middle Tenn. Starters</b>	31	Desmond Yates	F	So.	6-7/220	12.3	4.0	Somerville, Tenn.
	45	Theryn Hudson	C	Jr.	6-10/250	10.0	5.8	La Vergne, Tenn.
	11	Nigel Johnson	G	Jr.	6-2/185	7.3	3.8	lappg Memphis, Tenn.
	22	Darren Avery	G	So.	6-4/200	4.4	1.5	Corinth, Miss.
	23	Demetrius Green	G	Jr.	6-4/190	10.6	4.8	Lexington, Ky.
	— Reserves —							
	5	Kevin Kanaskie	G	Jr.	6-2/182	11.4	4.3	lappg State College, Pa.
	21	Dino Hair	F	So.	6-9/206	3.9	1.6	Picayune, Miss.
	54	Uriah Hethington	F	Jr.	6-8/220	4.6	1.7	Cairo, Ga.

**National Polls**

*Associated Press  
(Dec. 10)*

1.	North Carolina (48).....	8-0
2.	<b>Memphis (19).....</b>	<b>7-0</b>
3.	Kansas (2).....	9-0
4.	Texas (2).....	9-0
5.	<i>Georgetown (1).....</i>	<i>7-0</i>
6.	Duke.....	9-0
7.	Washington State.....	9-0
8.	UCLA.....	8-1
9.	Michigan State.....	8-1
10.	Marquette.....	6-1
11.	Pittsburgh.....	9-0
12.	<i>Tennessee.....</i>	<i>8-1</i>
13.	Indiana.....	8-1
14.	Texas A&M.....	8-1
15.	Clemson.....	8-0
16.	Oregon.....	7-1
17.	Xavier.....	7-1
18.	Butler.....	8-1
19.	Gonzaga.....	8-2
20.	Vanderbilt.....	9-0
21.	<i>Arizona.....</i>	<i>6-2</i>
22.	Louisville.....	5-2
23.	Villanova.....	7-1
24.	Saint Mary's.....	7-0
25.	BYU.....	7-2

**ARV: #27 Southern Cal**

*ESPN/USA Today Coaches  
(Dec. 10)*

1.	North Carolina (25).....	8-0
2.	<b>Memphis (4).....</b>	<b>7-0</b>
3.	Kansas (1).....	9-0
4.	<i>Georgetown (1).....</i>	<i>7-0</i>
5.	Texas.....	9-0
6.	Washington State.....	9-0
7.	Duke.....	9-0
8.	UCLA.....	8-1
9.	Pittsburgh.....	9-0
10.	Michigan State.....	8-1
11.	<i>Tennessee.....</i>	<i>8-1</i>
12.	Texas A&M.....	8-1
13.	Marquette.....	6-1
14.	Indiana.....	8-1
15.	Clemson.....	8-0
16.	Oregon.....	7-1
17.	Xavier.....	7-1
18.	Villanova.....	7-1
19.	Butler.....	8-1
20.	Louisville.....	5-2
21.	Vanderbilt.....	9-0
22.	<i>Arizona.....</i>	<i>6-2</i>
23.	Gonzaga.....	8-2
24.	Saint Mary's.....	7-0
25.	BYU.....	7-2

**ARV: #32 Southern Cal, #35 UConn**

*\* Tiger opponents in italics*

**Memphis/Middle Tennessee  
Series Information**

**Overall series** ..... Memphis leads 26-14  
**Neutral Site** ..... Memphis leads 1-0  
**Last meeting** ..... Dec. 23, 2006  
 ..... UofM 86, MT 46  
 ..... FedExForum/Memphis  
 ..... (see game recap and box on page 7)  
**Last Memphis win** ..... Dec. 23, 2006  
 ..... UofM 86, MT 46  
 ..... FedExForum/Memphis  
**Last Middle Tennessee win** ..... Jan. 9, 1953  
 ..... MT 77, UofM 62  
 ..... Murfreesboro  
**Calipari vs. Middle Tennessee** ..... 2-0  
**Notable Game** ..... Last year's win over Middle Tennessee started the Tigers' 25-game win streak, which was the nation's longest. Memphis did not lose again until the NCAA Tournament South Region final (Elite Eight).

**SCOUTING THE BLUE RAIDERS**

Middle Tennessee enters Saturday's game after a thrilling 86-80 overtime home win over Belmont Dec. 12. Prior to that win, the Blue Raiders had dropped two-straight road decisions at Houston 83-68 and Belmont 85-62.



The Blue Raiders have four players averaging in double figures in Desmond Yates (12.3 ppg), Kevin Kanaskie (11.4), Demetrius Green (10.6) and Theryn Hudson (10.0). Hudson (5.8 rpg) and Kanaskie (4.4) lead Middle Tennessee on the glass, and Kanaskie also is tops on the team with 34 assists. Green is the Blue Raiders' top three-point threat, hitting 40 percent from the arc.

Middle Tennessee is shooting 45.2 percent from

**Memphis/Middle Tennessee  
Statistical Comparison**

Statistic	U of M	MT
Record	7-0	3-5
RPI (12/13)	4	248
Sagarin (12/13)	6	235
Scoring Offense	82.3	71.4
Scoring Defense	65.7	78.6
Scoring Margin	+16.6	-7.2
Free Throw Percentage	.568	.713
Field Goal Percentage	.478	.452
Field Goal Pct. Defense	.387	.509
3-Point Field Goal Pct.	.333	.326
3-Point FG Pct. Defense	.317	.452
Rebounding Offense	40.9	31.3
Rebounding Defense	36.1	31.4
Rebounding Margin	+4.8	-0.1
Blocked Shots	7.6	2.0
Assists	17.6	13.4
Steals	9.7	7.0

the field, 32.6 percent from the arc and 71.3 percent from the free throw line. Opponents are out-rebounding the Blue Raiders by a slim 0.1 average (31.3-31.4). Foes also are shooting well against Middle Tennessee, hitting 50.9 percent from the floor and 45.2 percent from the arc.

**CALIPARI IN EIGHTH YEAR AT HELM OF TIGER PROGRAM**

**John Calipari** (Clarion State, 1982) is in his eighth season at the helm of the Memphis Tiger basketball program. He has a 188-63 record (.749 winning percentage) at Memphis.

The 2007-08 season is his 16th as a collegiate head coach. The Moon, Pa., native has an overall collegiate coaching record of 381-134 (.740 winning percentage). While at Memphis, Calipari has led the Tigers to seven-straight 20-win seasons and seven-consecutive postseason berths.

**Tiger Tracking**

*Following Memphis In The Polls*

	PS	N-12	N-19	N-26	D-3	D-10	D-17	D-24	D-31	J-7	J-14
AP	3	3	3	3	2	2					
Coaches	3	3	3	3	2	2					

**J-21 J-28 F-4 F-11 F-18 F-25 M-3 M-10 M-17 PT**

AP  
Coaches

*PS — preseason ranking; PT — post-tournament ranking*

**Tiger Record With Starters**

Record	Games	Starters
2-0	UTM, Richmond	Anderson, Douglas-Roberts, Dozier, Rose, Taggart
3-0	Oklahoma, UConn, SC	Anderson, Dorsey, Douglas-Roberts, Dozier, Rose
2-0	Ark.State, APSU	Anderson, Dorsey, Douglas-Roberts, Rose, Taggart

**2007-08 Memphis Numerical Roster**

No.	Name	Pos	Ht	Wt	Yr	Hometown/High School/Last School
0	Shawn Taggart#	F	6-10	230	So.	Richmond, Va./Mt. Zion Christian Academy (N.C.)/Iowa State Univ.
1	Willie Kemp	G	6-2	175	So.	Bolivar, Tenn./Bolivar Central HS
2	Robert Dozier	F	6-9	215	Jr.	Lithonia, Ga./Lithonia HS/ Laurinburg Prep (N.C.)
3	Joey Dorsey	F	6-9	265	Sr.	Baltimore, Md./Douglass HS/ Laurinburg Prep (N.C.)
4	Pierre Niles	F	6-8	310	So.	Memphis, Tenn./Ridgeway HS/ The Patterson School (N.C.)
5	Antonio Anderson	G	6-6	210	Jr.	Lynn, Mass./Maine Central Institute Laurinburg Prep (N.C.)
14	Chris Douglas-Roberts	G	6-7	200	Jr.	Detroit, Mich./Cass Tech/Northwestern HS
15	Andre Allen	G	5-10	205	Sr.	Memphis, Tenn./Booker T. Washington HS
20	Doneal Mack	G	6-5	175	So.	Charlotte, N.C./Statesville Christian School
23	Derrick Rose	G	6-3	205	Fr.	Chicago, Ill./Simeon Career Academy
31	Chance McGrady	G	6-2	180	Jr.	Auburndale, Fla./Dr. Phillips HS
32	Jeff Robinson	G	6-5	218	Fr.	Columbus, N.J./St. Patrick HS
35	Hashim Bailey	F/C	6-10	273	So.	Paterson, N.J./Passaic County Tech (N.J.) The Patterson School (N.C.)

# sat out 2006-07 season due to NCAA transfer rule

**Pronunciation Guide**

**HASHIM Bailey** ..... HA - sheem      **John CALIPARI** ..... CAL - uh - PARE - ee  
**DONEAL Mack**..... DON - nell

**CALIPARI HIT MILESTONE VS. MIDDLE TENNESSEE LAST YEAR**

When the Tigers defeated Middle Tennessee last year, head coach **John Calipari** hit a coaching milestone. Memphis defeated the Blue Raiders 86-46 on Dec. 23, 2006, and Calipari won his 350th collegiate game. After the win, Calipari's record stood at 350-133.

When Calipari reached the 350-win plateau, he became one of only eight coaches in NCAA Division I history to record victory No. 350 in their 15th year of coaching. Calipari joined Roy Williams, Nolan Richardson, Denny Crum, Jim Boeheim, Tubby Smith, Rick Pitino and John Thompson in that elite group.

**MEMPHIS REPRESENTIN'**

The city of Memphis will be well represented in Saturday's game. The Tigers feature two players from the city in senior **Andre Allen** and sophomore **Pierre Niles**. The Blue Raiders also have two players — Nigel Johnson (Wooddale High School) and Broderick Gilcrest (Hamilton High School) — that call the Bluff City home.

**MEMPHIS VS. THE SUN BELT**

The Tigers have an all-time record of 111-58 (.657 winning percentage) against current members of the Sun Belt Conference. Memphis has played Arkansas-Little Rock (2-0), Arkansas State (30-28), Florida Atlantic (1-0), Florida International (1-0), Louisiana-Lafayette (8-1), Louisiana-Monroe (10-0), Middle Tennessee State (26-14), New Orleans (8-0), North Texas (16-6), South Alabama (1-0) and Western Kentucky (8-9). The Tigers have never played Denver and Troy.

Earlier this season, the Tigers defeated Sun Belt foe Arkansas State 84-63 on Nov. 20 in Memphis.

Last year, Memphis played three Sun Belt foes. The Tigers defeated Arkansas State 86-60 and Middle Tennessee 86-46 during the 2006-07 regular season. The Tigers posted a 73-58 victory over North Texas in the 2007 NCAA Tournament South Region first round in New Orleans, La.

**CALIPARI VS. THE SUN BELT**

Head coach **John Calipari** is a perfect 12-0 against Sun Belt Conference members. Calipari has coached against Arkansas-Little Rock (1-0), Arkansas State (4-0), Louisiana-Lafayette (2-0), Middle Tennessee (2-0), New Orleans (1-0), North Texas (1-0) and Western Kentucky (1-0).

**NON-CONFERENCE SUCCESS**

Memphis has had a long history of success in non-league games, and that has continued under head coach **John Calipari**. Since Calipari took over in 2000-01, the Tigers have a non-conference record (including postseason) of 95-32 for a 74.8 winning percentage.

The Tigers are 7-0 against non-Conference USA foes this season.

**MEMPHIS IN NASHVILLE GAMES**

The Tigers have an all-time record of 5-7 in games played in Nashville. Memphis has played Vanderbilt (2-5), Lipscomb (1-1), Western Kentucky (1-0), Ole Miss (1-0) and Louisville (0-1).

The Tigers' last game played in Nashville came in the 1997-98 season. Memphis dropped an 86-77 decision to Vanderbilt on Nov. 21, 1997. The last time the Tigers won a game in Nashville was the

**MEMPHIS MEDIA RELATIONS**

**Office Address** 203 Athletic Office Bldg.  
570 Normal St.  
Memphis, TN 38152  
**Office Phone** 901-678-2337  
**Fax** 901-678-4134

**STAFF**

Jennifer Rodrigues, MRD .....  
jmpowers@memphis.edu  
**Lamar Chance, Asst. MRD/MBB Contact.....**  
**lchance1@memphis.edu**  
 Tammy DeGroff, Asst. MRD/WBB Contact ...  
tdegroff@memphis.edu  
 Jason Redd, Asst. MRD .....  
jredd@memphis.edu  
 Brandon Kolditz, Asst. MRD .....  
wkolditz@memphis.edu  
 Martha Woods, Secretary .....  
mwoods@memphis.edu  
 Evan Elliott, Intern .....  
elliott.evan@memphis.edu  
 Denise Thompson, Intern .....  
denise.thompson@memphis.edu

**TIGERS ON THE WEB**

For game notes, rosters, statistics and other information on Memphis Tiger basketball, go to the University of Memphis athletic web site at:

[www.gotigersgo.com](http://www.gotigersgo.com)

**TIGERS ON THE RADIO**

All Memphis basketball games are broadcast on the Tigers' network flagship station, WREC 600AM. Dave Woloshin calls the play-by-play, while Matt Dillon serves as the color analyst. Dillon and Forrest Goodman (in studio) host the pre- and postgame shows.

WREC 600AM also broadcasts John Calipari's weekly radio show, which is held at the Cal's Championship Steakhouse in the East Memphis DoubleTree Inn.

**JOHN CALIPARI TV SHOW**

Head coach John Calipari's weekly television coach's show, Memphis Basketball With John Calipari, is televised every Sunday night during the season by WPTY/ABC 24 in Memphis. The show begins in December. Dave Woloshin serves as the show's host.

WPTY's sister station, WLMT/CW 30, televises the Tigers' games locally that are not picked up by national or regional television. With their national, regional and local television appearances, all 30 Tiger regular season games will be on the tube.

For the local telecasts, Jim Turpin will call the play-by-play, while former Tiger standouts Hank McDowell and Elliot Perry perform the color analyst duties.

# Game #8/Sun Belt Classic • Memphis vs. Middle Tennessee • Page 4

1991-92 campaign when they defeated the Commodores 72-70 in overtime on Jan. 29, 1992.

The Nashville game most Tiger fans remember is the one they would like to forget — an 83-72 loss to Louisville on Mar. 11, 1972. Memphis had swept the regular-season, Missouri Valley Conference (MVC) series with the Cardinals (77-69 win in Louisville; 80-65 win in Memphis), and both teams finished with 12-2 conference records.

However, instead of going to a tiebreaker (which Memphis would have won), the league decided to have a one-game playoff in Nashville. The Cardinals won that playoff contest 83-72 and earned the MVC's automatic bid to the NCAA Tournament. It is said that this contest intensified the already-heated Memphis-Louisville rivalry.

That 1971-72 Tiger squad featured Larry Finch and Ronnie Robinson, both of whom helped guide Memphis to the 1973 NCAA title game a year later.

## DECEMBER RECORD UNDER CALIPARI

Under head coach **John Calipari**, the Tigers have a 35-14 record (.714 winning percentage) when playing in the month of December. Memphis was 6-2 last December, and has won 14 of its last 16 December contests dating back to the 2004-05 season.

## FIRST TIME SINCE, PART I...

Memphis jumped up to the No. 2 spot in both national polls on Dec. 3. The last time the Tigers earned a No. 2 ranking was 22 years ago in the 1985-86 campaign. Memphis was ranked No. 2 for one week in early February 1986.

The Tigers also held the No. 2 ranking in the 1982-83 season for two weeks, before claiming the school's first and only No. 1 national ranking in mid-January 1983. Memphis held that No. 1 spot for one week.

## FIRST TIME SINCE, PART II...

The Tigers are off to a 7-0 start this year, and it's been awhile since Memphis began a campaign with seven-straight wins. The last time the Tigers started off 7-0 was the 1995-96 season. That squad started 8-0 before dropping its first game to UMass 64-61 (UMass was coached by **John Calipari** at the time).

The longest win streak to open a Tiger season was 20 straight to start the 1985-86 campaign. Memphis went 20-0 before losing at Virginia Tech on Feb. 1, 1986.

The following lists the best undefeated starts in Tiger basketball history since World War II:

Year	Undefeated Start
1985-86.....	20-0
1982-83.....	11-0
1984-85.....	9-0
1955-56.....	9-0
1995-96.....	8-0
1960-61.....	8-0
1956-57.....	8-0
<b>2007-08.....</b>	<b>7-0</b>
1958-59.....	7-0
1977-78.....	6-0
1976-77.....	6-0
1973-74.....	6-0
1963-64.....	6-0

## CALIPARI AMONG COACHING ELITE

**John Calipari** already counted himself among the coaching elite in terms of coaching wins in the first nine, 10, 11, 12, 13, 14 and 15 years. Well, after the Tigers posted seven wins to open the 2007-08 season, he moved up to the No. 6 spot for most coaching victories in his first 16 years (377 wins). The following lists the coaches with the most victories in their first 16 years:

Coach/School(s)/Yrs	Wins (First 16 yrs)
1. Roy Williams, Kansas, N.C. ....	437
1989-2004	
2. Jim Boeheim, Syracuse .....	391
1977-92	
t. Nolan Richardson, Tulsa, Ark. ....	391
1981-96	
4. Denny Crum, Louisville.....	388
1972-87	
5. Tubby Smith, Tulsa, Ga., Ky.....	387
1992-2007	
6. <b>John Calipari, UMass, Memphis.....</b>	<b>377</b>
<b>1989-96, 2001-08</b>	

7. Jerry Tarkanian, Long Bch, UNLV.....	375
1969-84	
8. Rick Pitino, Boston U., Prov., .....	371
Ky., Louisville/1979-83, 1986-87,	
1990-97, 2002	
9. John Thompson, G'town.....	370
1973-88	
10. Billy Tubbs, Texas St., Lamar, .....	363
Okla./1972-73, 1977-90	

## CALIPARI MOVING UP WINS CHART

Last year, head coach **John Calipari** posted his 150th win as the Memphis mentor and reached the milestone the second-fastest of any coach in Tiger basketball history. Well, don't look now, but Calipari is continuing his move up the Memphis coaching wins list.

Calipari entered 2007-08 with 181 wins at Memphis, and after the Tigers' seven victories to open the 2007-08 campaign, he now has 188. He took over the No. 2 spot with the Tigers' win over UTEP Mar. 1, 2007. The following shows the top-five winningest coaches in Tiger basketball history:

Coach/Years	Wins
Larry Finch/1986-97.....	220
<b>John Calipari/2000-pres. ....</b>	<b>188</b>
Zach Curlin/1924-48 .....	173
Dana Kirk/1979-86.....	158
Bob Vanatta/1956-62.....	109

## CALIPARI HITS MEMPHIS MILESTONE

When the Tigers and Governors played Nov. 27, head coach **John Calipari** hit a milestone for his tenure at Memphis. That contest was Calipari's 250th as the Tigers' head coach.

Calipari is only the third coach in Memphis history to coach 250 or more games in the Bluff City. Zach Curlin (1924-48) coached 357 games at Memphis, and Larry Finch (1986-97) guided the Tigers for 350 contests.

## TIGER "D" CAUSING HAVOC

In his first 13 seasons as a college head coach, **John Calipari** focused his defense on forcing opponents to take bad shots, and in turn, they would

## Game-By-Game Team Statistical Comparison

Game	1st-2nd-F	FG-A	Pct.	3P-A	Pct.	FT-A	Pct.	O-D-Tot	PF-FO	A	TO	BK	ST
UT-Martin	36-35-71	24-77	.312	10-37	.270	13-22	.591	20-27-47	22-0	16	19	2	5
<b>Memphis</b>	<b>49-53-102</b>	<b>37-83</b>	<b>.446</b>	<b>11-35</b>	<b>.314</b>	<b>17-29</b>	<b>.586</b>	<b>21-37-58</b>	<b>21-0</b>	<b>23</b>	<b>10</b>	<b>11</b>	<b>9</b>
Richmond	39-24-63	24-63	.381	8-22	.364	7-12	.583	15-19-34	27-2	9	21	1	11
<b>Memphis</b>	<b>40-40-80</b>	<b>25-51</b>	<b>.490</b>	<b>9-25</b>	<b>.360</b>	<b>21-32</b>	<b>.656</b>	<b>12-25-37</b>	<b>18-0</b>	<b>15</b>	<b>18</b>	<b>10</b>	<b>13</b>
<b>Memphis</b>	<b>35-28-63</b>	<b>22-57</b>	<b>.386</b>	<b>8-25</b>	<b>.320</b>	<b>11-23</b>	<b>.478</b>	<b>14-27-41</b>	<b>17-0</b>	<b>10</b>	<b>20</b>	<b>7</b>	<b>9</b>
Oklahoma	25-28-53	21-55	.382	4-15	.267	7-12	.583	8-28-36	22-0	12	19	1	9
<b>Memphis</b>	<b>40-41-81</b>	<b>32-69</b>	<b>.464</b>	<b>3-13</b>	<b>.231</b>	<b>14-21</b>	<b>.667</b>	<b>18-29-47</b>	<b>29-1</b>	<b>5</b>	<b>18</b>	<b>6</b>	<b>4</b>
Connecticut	41-29-70	21-53	.396	1-5	.200	27-38	.711	11-24-35	18-1	4	17	3	4
Arkansas State	25-38-63	23-49	.469	5-17	.294	12-17	.706	7-18-25	16-0	12	18	2	3
<b>Memphis</b>	<b>43-41-84</b>	<b>33-60</b>	<b>.550</b>	<b>13-30</b>	<b>.433</b>	<b>5-9</b>	<b>.556</b>	<b>8-20-28</b>	<b>17-0</b>	<b>23</b>	<b>13</b>	<b>4</b>	<b>7</b>
Austin Peay	36-46-82	30-56	.536	10-18	.556	12-18	.667	8-16-24	17-0	21	21	0	9
<b>Memphis</b>	<b>53-51-104</b>	<b>43-67</b>	<b>.642</b>	<b>9-24</b>	<b>.375</b>	<b>9-16</b>	<b>.563</b>	<b>10-19-29</b>	<b>15-0</b>	<b>33</b>	<b>13</b>	<b>4</b>	<b>15</b>
Southern Cal	29-25-4-58	19-66	.288	1-9	.111	19-23	.826	20-32-52	17-1	9	21	6	10
<b>Memphis (ot)</b>	<b>24-30-8-62</b>	<b>25-67</b>	<b>.373</b>	<b>5-22</b>	<b>.227</b>	<b>7-18</b>	<b>.389</b>	<b>17-29-46</b>	<b>21-1</b>	<b>14</b>	<b>22</b>	<b>11</b>	<b>11</b>

have a low field goal percentage. Since he started implementing the new offense/defense system prior to the 2005-06 season, Calipari still wants to focus on field goal percentage defense, but also wants to cause more turnovers with pressure defense.

And, the 2007-08 Tigers are doing both. Memphis foes are shooting 38.7 percent from the field and have turned the ball over 136 times (19.4 to/game). The Tigers forced three teams into 20 or more turnovers (Richmond, 21; Austin Peay, 21; Southern Cal, 21). Connecticut is the team that has taken care of the ball the best versus Memphis, as the Huskies committed only 17 miscues.

#### **DOZIER MAKES SOLID RETURN**

**Robert Dozier** missed two games against Arkansas State and Austin Peay with a left foot injury, but the 6-foot-9 forward made it back for the Dec. 4 Southern Cal contest — and his return could not have come at a better time.

The Lithonia, Ga., native had 13 points and eight boards versus the Trojans. He also had two assists, one block and one steal in the victory.

Dozier suffered a left foot injury prior to the Nov. 20 Arkansas State game and saw limited practice time until Nov. 27. His practice time increased during the week leading up to the Dec. 4 Southern Cal game.

#### **CLOSING IN ON 1,000**

**Chris Douglas-Roberts** entered 2007-08 with 821 points and needed 179 to reach the 1,000-point milestone. Well, seven games in, Douglas-Roberts is closing in fast on reaching that goal.

He now has 962 career points and needs only 38 to reach the 1,000-point plateau for his career. When

he reaches the milestone, he will be the 43rd player in Tiger history to do so.

#### **ROSE ON THE REBOUND**

No, there is nothing wrong with **Derrick Rose**. He is fine. In fact, the 6-foot-3 guard was a monster on the glass in the Tigers' victory over Southern Cal Dec. 4.

The freshman grabbed a season-high 10 boards in the win over the Trojans, and nearly posted his second-straight double-double but had only nine points. Rose also had four assists and a season-best three steals in the win.

#### **A NEW STAT — THE PAF**

Football has YAC (yards after contact). Well, basketball needs its own stat, and it should be PAF — points accounted for. **Derrick Rose** beefed up his PAF in a key second-half run versus the Trojans.

Down 46-41 at the 7:53 mark, the Tigers put together an 8-0 run to take a 49-46 advantage with 6:19 left, and Rose had a hand in all eight points. The following shows Rose's impact in that run:

- 7:53 — Offensive rebound and made FG
- 7:20 — Defensive rebound and outlet pass to **Willie Kemp** for layup
- 6:42 — Hit **Antonio Anderson** for a layup after an Anderson steal
- 6:19 — Stole ball in Tiger press and scored FG

#### **"TAGG" IMPRESSIVE ON DEFENSIVE END**

The contest prior to Dec. 4, **Shawn Taggart** showed off his offensive exploits as he netted a career-high 17 points in the win over Austin Peay. But, against Southern Cal, the 6-foot-10 forward gave Tiger

### **CHINESE COACH JOINS TIGER STAFF AS PART OF CBA EXCHANGE PROGRAM**

University of Memphis head coach **John Calipari** started an exchange program with the Chinese Basketball Associated in September, and it will span the next five years. Calipari visited China in late September, and then in mid-October, 15 Chinese coaches came to Memphis to observe Tiger practices for 10 days.

After the 10-day visit, 14 of the Chinese coaches flew back home and one coach — **Cui Wanjun** — stayed in the Bluff City and will be a part of the Memphis staff for the 2007-08 season.

The following is a brief bio on Wanjun:

- **Birthdate:** July 28, 1970
- **Height:** 6-3
- **Current Post:** Head Coach, Liaoning Hunters  
Head Coach, China Jr. National Team
- **Coaching Career:** 10 CBA Jr. League titles
- **Playing Career:**
  - 3-year National Team Veteran 1991-93
  - Won Asian Games title in 1993
  - 2 CBA League titles in 1992 and 1994



## **FedExForum**

### **The Home of The Tigers**

The 2007-08 season marks the fourth for the Tigers in their home arena, FedExForum, which officially opened in September, 2004. Located just a few feet off Beale Street on historic Highway 61, FedExForum rises to extend the heart of the Memphis entertainment district.

Memphis plays all of its 2007-08 home contests in the 18,400-seat arena and also hosts its C-USA rivals during the 2008 C-USA Tournament. At 135 feet high, FedExForum provides a new backdrop for historic Beale Street. The 805,850 square-foot arena, covering 13.8 acres, features five levels as well as state-of-the-art locker rooms and facilities for sports teams, as well as an exceptional dining and entertainment experiences for its patrons.

**Capacity:** 18,400

**Open House:** Sept. 6, 2004

**First Event:** Usher concert, Sept. 17, 2004

**First Memphis Tiger event:** Midnight Madness,  
Oct. 15, 2004

**First Memphis exhibition game:** vs. Christian Brothers, Nov. 6, 2004 (81-70, W)

**First Memphis regular season game:** vs. Savannah State, Coaches vs. Cancer, Nov. 11, 2004 (102-40, W)

**Memphis record in FedExForum:** 58-8 (.879 winning percentage)



fans a glimpse of what he could do defensively.

The Richmond, Va., native blocked a career-best five shots and also grabbed five boards. Taggart hit a couple of key three-pointers in the first half versus the Trojans, and nailed a key free throw in overtime to secure the victory.

**“TAGG” IS ON TARGET**

After sitting out last season due to NCAA transfer rules, Tiger fans could not wait to see what **Shawn Taggart** could bring to the team. Well, they got a glimpse of it Nov. 27 versus Austin Peay.

The 6-foot-10 forward netted a career-high 17 points on a career-best eight field goals made (8-of-10). The Richmond, Va., native has also shown his range extends to the arc, as he has hit at least one trey in each of the last three Tiger games.

**DOUBLE YOUR PLEASURE**

That’s what the Tigers did in the Nov. 27 win over Austin Peay. **Joey Dorsey** posted a double-double of 10 points and 10 rebounds, while **Derrick Rose** recorded his first collegiate double-double of 19 points and 12 assists.

For Dorsey, it was his 17th career double-double and the first of the 2007-08 season. Rose’s double-double of points and assists was the first for a Tiger player since Darius Washington Jr. had 22 points and 11 assists in a Dec. 27, 2005, victory over Gonzaga.

**DRE DISHIN’ AND DIMIN’**

After four subpar games to open the 2007-08 campaign, senior **Andre Allen** was back to his old self in the Tigers’ victory over Arkansas State Nov. 20. The 5-foot-10 guard dished out a career-high nine assists (compared to only two turnovers) versus the Indians. Prior to the Arkansas State contest, the Memphis, Tenn., native had only seven assists in the first four games.

The nine-assist game bested his previous high of eight assists in three different games. Allen had two games with eight assists versus Austin Peay and Kentucky in 2006-07.

Well, Allen was at it again in the Memphis win over Austin Peay Nov. 27. He passed out six assists and had only one turnover. In the last three games, Allen has an assist-to-turnover ratio of 3.2:1 (16 assists/ five turnovers).

**ROSE ALSO DISHIN’**

**Derrick Rose** recorded his first double-digit assist game in the Tigers’ Nov. 27 win over Austin Peay. The 6-foot-3 guard had 12 assists compared to only two miscues.

The 12-assist performance was the most in a single game since Anfernee Hardaway had 14 assists versus Georgia State on Jan. 4, 1993. It was also the first double-digit assist game by a Tiger since Darius Washington Jr. had 11 dimes versus Gonzaga on Dec. 27, 2005.

**ALL TIGERS DISHIN’**

In addition to **Andre Allen** and **Derrick Rose**, it seemed as if all the Tigers were in the giving mood versus Austin Peay Nov. 27. Memphis handed out 33 assists in the win over the Governors, and the 33 dishes are tied for the third-most for a single game in school history.

The last time a Tiger team had more assists in a game was the 1974-75 season. That year, Memphis had 34 assists versus Union on Feb. 1, 1975.

**JOEY’S DOUBLE DIGIT BOARDS EQUAL WINS FOR TIGERS**

The equation may look a little funny, but it’s added up to success for the Tigers the past three-plus seasons. Since arriving at Memphis, **Joey Dorsey** has hit the double-digit plateau in rebounds 40 times,

**Memphis Record When...**

Leading at half .....	5-0
Behind at half .....	2-0
Tied at half .....	0-0
Scores 80 points or more .....	5-0
Scores 70-79 points .....	0-0
Scores 60-69 points .....	2-0
Scores under 60 points .....	0-0
Has 5+ dbl.-figure scorers .....	2-0
Has 3-4 dbl.-figure scorers .....	2-0
Has 1-2 dbl.-figure scorers .....	3-0
Has 20+ points off bench .....	4-0
Has 15-19 points off bench .....	2-0
Has less than 15 points off bench .....	1-0
Shoots FG 50 pct. or better .....	2-0
Shoots FG 45-49 pct. ....	2-0
Shoots FG 40-44 pct. ....	1-0
Shoots under 40 pct. ....	2-0
Shoots FT 70 pct. or better .....	0-0
Shoots FT 65-69 pct. ....	2-0
Shoots FT under 65 pct. ....	5-0
Shoots treys 50 pct. or better .....	0-0
Shoots treys 45-49 pct. ....	0-0
Shoots treys 40-44 pct. ....	1-0
Shoots treys under 40 pct. ....	6-0
Hits 10+ treys .....	2-0
Hits 6-9 treys .....	3-0
Hits fewer than 6 treys .....	2-0
Out-rebounds opponents .....	6-0
Opponent out-rebound Tigers .....	1-0
Tied in rebounding .....	0-0
Has 20 or more assists .....	4-0
Has 15-19 assists .....	0-0
Has 14 assists or fewer .....	3-0
Commits 15+ turnovers .....	4-0
Commits 11-14 turnovers .....	2-0
Commits 10 or fewer turnovers .....	1-0
Forces 15+ turnovers .....	7-0
Forces 11-14 turnovers .....	0-0
Forces 10 or fewer turnovers .....	0-0
Opp. shoots FG 50 pct. or better .....	1-0
Opp. shoots FG 45-49 pct. ....	1-0
Opp. shoots FG 40-44 pct. ....	0-0
Opp. shoots under 40 pct. ....	5-0
Opp. shoots treys 50 pct. or better .....	1-0
Opp. shoots treys 45-49 pct. ....	0-0
Opp. shoots treys 40-44 pct. ....	0-0
Opp. shoots treys under 40 pct. ....	6-0

**It’s In The Numbers**

**#32**  
**to**  
**#3**

**Joey Dorsey** changed his number from 32 to 3 because Chicago Bull Ben Wallace wears jersey No. 3. Dorsey said that head coach John Calipari has been encouraging him to play like Ben Wallace, so he thought he would change his number to Wallace’s. Dorsey had worn jersey No. 32 the past two seasons. As a freshman in 2004-05, Dorsey wore No. 15.

**#12**  
**to**  
**#5**

**Antonio Anderson** switched jersey numbers from No. 12 to No. 5. He wore No. 5 during his prep career, but when he arrived in Memphis, Jeremy Hunt had No. 5. With the graduation of Hunt last season, Anderson was able to switch back to his No. 5.

**#55**  
**to**  
**#31**

For the third-straight year, **Chance McGrady** switched his jersey number. This season, McGrady will wear No. 31. Last year, he wore No. 55, and as a freshman, he wore No. 11.

**#23**

Well, it’s not what most people think. Yes, **Derrick Rose** is from Chicago and he did grow up a Michael Jordan fan. However, his jersey number is not for MJ. Rose wore No. 25 in high school in honor of former Chicago high school star Ben Wilson, but No. 25 is retired at Memphis (Hardaway wore it). Also retired are Nos. 21, 22 and 24, and teammate **Doncel Mack** wears No. 20. So, No. 23 it is.

**LAST MEETING  
VS. MIDDLE TENNESSEE**

**#18/18 Memphis 86 • Middle Tennessee 46  
Dec. 23, 2006 • Memphis, Tenn.**

Doneal Mack led five Tigers in double figures with a career-high 18 points to lead No. 18/18 Memphis to an 86-46 victory over Middle Tennessee. Jeremy Hunt (16 points), Chris Douglas-Roberts (13), Willie Kemp (11) and Robert Dozier (11) also netted double figures for the Tigers. Joey Dorsey led Memphis on the glass with seven boards.

The seven-board performance ended Dorsey's streak of six-straight double-figure rebounding games. Kemp also dished out a career-high nine assists, while Antonio Anderson had seven assists.

Desmond Yates was the Blue Raiders' lone double-figure scorer with 12 points. Kevin Kanaskie, who entered the game averaging over 12 points a game, was held to only two points, but added eight assists. Tim Blue and Theryn Hudson each grabbed five boards.

The Tigers jumped out to an early 12-2 lead and never looked back. Kemp ignited the early run with three treys. Middle Tennessee cut the lead to 12-4 at the 15:45 mark, but that was as close as the Blue Raiders would get the rest of the contest.

From that point, Memphis went on a 23-8 spurt over the next eight minutes and take a commanding 35-12 advantage. The Tigers led 51-28 at the intermission.

In the second half, it was more of the same, as Memphis built the lead to as many as 42 points on two occasions (82-40 at 5:17; 84-42 at 2:51).

The Tigers shot 55.4 percent from the field, 44.4 percent from the arc and 75 percent from the free throw line. The Memphis defense held Middle Tennessee to 32.7 percent from the floor and 11.1 percent from the arc. The Tigers out-rebounded the Blue Raiders 43-24.

MTSU	FG-A	3P-A	FT-A	RB	TP	A TO	B S	Min	
Blue	1-7	0-0	3-4	5	5	0	2	1	24
Yates	5-9	0-2	2-2	0	12	0	2	0	28
Young	1-3	0-0	1-4	2	3	0	0	0	16
Kanaskie	0-8	0-5	2-2	3	2	8	1	0	39
Johnson	1-6	0-1	0-0	0	2	0	1	0	24
O'Neil	2-4	0-0	0-0	1	4	1	2	0	17
Hair	2-2	0-0	0-1	1	4	1	0	0	9
Avery	3-5	1-1	0-2	4	7	0	3	0	14
Hudson	3-11	0-0	1-4	5	7	2	0	1	29
TEAM				3					
<b>Totals</b>	<b>18-55</b>	<b>1-9</b>	<b>9-19</b>	<b>24</b>	<b>46</b>	<b>12</b>	<b>11</b>	<b>2</b>	<b>5 200</b>

Memphis	FG-A	3P-A	FT-A	RB	TP	A TO	B S	Min	
Dozier	4-8	0-0	3-4	6	11	1	1	1	27
Dorsey	1-1	0-0	0-0	7	2	0	1	4	21
Kemp	4-8	3-7	0-0	6	11	9	1	0	32
Anderson	2-4	1-2	2-3	1	7	7	2	0	25
D.-Roberts	5-6	2-3	1-2	3	13	3	3	0	21
Wade	0-0	0-0	2-2	0	2	0	0	0	1
Willis	0-2	0-2	0-0	2	0	0	0	1	8
Niles	0-1	0-0	0-0	2	0	0	2	0	7
Hunt	6-10	2-6	2-2	2	16	0	2	0	24
Mack	6-10	4-7	2-3	5	18	0	0	0	19
Cooper	3-6	0-0	0-0	6	6	0	0	1	13
McGrady	0-0	0-0	0-0	1	0	0	0	0	2
TEAM				2					
<b>Totals</b>	<b>31-56</b>	<b>12-27</b>	<b>12-16</b>	<b>43</b>	<b>86</b>	<b>20</b>	<b>12</b>	<b>7</b>	<b>8 200</b>

Middle Tennessee 28 18 — 46  
Memphis 51 35 — 86  
Officials: O'Neill, Olson, Hooker; Attendance: 14,525

and the Tigers have won 37 of those games.

The 6-foot-9 senior forward and the Tigers are looking to carry that trend to 2007-08. So far, so good, with Dorsey grabbing double-digit boards in three games this year, and the Tigers getting victories in all three games. The following shows Dorsey's career double-digit rebounding games:

Opponent/Result	Rebs
<u>2007-08</u>	
Austin Peay/104-82, W	10
Connecticut/81-70, W	12
Oklahoma/63-53, W	12
<u>2006-07</u>	
North Texas/73-58, W (NCAA Tour.)	15
Houston/71-59, W (C-USA Tour.)	13
Marshall/92-71, W (C-USA Tour.)	11
Houston/77-64, W	10
Gonzaga/78-77 (ot), W	12
UAB/70-56, W	13
Southern Miss/67-64, W	16
Tulsa/72-59, W	11
East Carolina/61-44, W	15
UAB/79-54, W	12
Southern Miss/75-62, W	11
Houston/79-69, W	10
Cincinnati/88-55, W	10
Arizona/71-79, L	11
Austin Peay/88-63, W	11
Ole Miss/82-70, W	10
Tennessee/58-76, L	13
Marshall/78-59, W	13
Manhattan/77-59, W	12
Jackson State/111-69, W	13
<u>2005-06</u>	
Bradley/80-64, W (NCAA Tour.)	11
UAB/57-46, W (C-USA Tour.)	12
UAB/74-80, L	16
Tulsa/78-67, W	10
UAB/73-66, W	16
Tennessee/88-79, W	11
Purdue/90-70, W	13
Providence/97-89, W	10
Jackson State/97-70, W	11
Lamar/108-83, W	13
<u>2004-05</u>	
Tulane/103-71, W	10
Louisville/85-68, W	11
DePaul/68-55, W	11
Austin Peay/71-66, W	18*
Purdue/62-51, W	10
George Mason/75-58, W	12
Savannah State/102-40, W	16

**TIGERS TAKE 2K SPORTS COLLEGE HOOPS CLASSIC TITLE**

With their wins over Oklahoma and Connecticut Nov. 15-16, Memphis took home the 2K Sports College Hoops Classic crown. The Tigers defeated the Sooners 63-53 in the semifinals and the Huskies 81-70 in the championship game at Madison Square Garden.

It was the first time Memphis won an in-season

**MEMPHIS TIED FOR LONGEST STREAK IN AP TOP 25 POLL**

When Duke fell out of the Feb. 12, 2007, Associated Press Top 25 poll after its fourth-straight loss, Memphis and UCLA tied for the longest streak for consecutive weeks in the AP Top 25 poll. The Tigers and Bruins are currently tied with 44-straight weeks ranked in the poll, including the most recent regular season poll released Nov. 26.

Memphis was ranked in all 19 polls last year, and climbed as high as No. 5. In 2005-06, the Tigers were ranked all 19 weeks and reached as high as No. 3 in the poll. Duke's streak ended at 200-straight weeks.

tournament (more than one game) since the 1989-90 season when the Tigers won their own Mid-South Classic in Memphis. Prior to the 2K Sports Classic title, the last time Memphis won an in-season tournament (more than one game) other than its own was the 1986 Cotton States Classic. (Note: The Tigers defeated Syracuse in the 2002 Coaches vs. Cancer Classic, but it was a one-game event.)

The Tigers now have an overall record of 79-54 in regular season tournaments in the program's history. Memphis has won 15 in-season tournament titles.

**TIGERS STREAKING AT HOME**

Don't look now, but the Tigers have put together another homecourt winning streak. Memphis finished the 2006-07 campaign with a 32-game homecourt winning streak, and the Tigers added to that total with four wins to open 2007-08 to extend the nation's longest homecourt win streak to 36.

The following lists the nation's current top-five homecourt win streaks for 2007-08:

Team	Streak	Next Home Game
Memphis	36*	Georgetown/Dec. 22
BYU	36	Pepperdine/Dec. 15
Notre Dame	25	San Francisco/Dec. 22
Indiana	23	Western Carolina/Dec. 15
Tennessee	22	UNC Asheville/Dec. 19

\* Note: Memphis' C-USA Tournament games count in streak

**TIGERS EARN HIGHEST PRESEASON RANKING EVER**

When the Associated Press and ESPN/USA Today coaches preseason polls put Memphis at No. 3, it was the highest preseason national ranking for the Tigers in school history. The previous highest preseason ranking for Memphis was No. 5 in both the 1983-84 and 1984-85 seasons.

2007-08 Memphis Cumulative Statistics  
 Memphis Combined Team Statistics (as of Dec 05, 2007)  
 All games

<b>RECORD:</b>	<b>OVERALL</b>	<b>HOME</b>	<b>AWAY</b>	<b>NEUTRAL</b>
<b>ALL GAMES.....</b>	<b>(7-0)</b>	<b>(4-0)</b>	<b>(0-0)</b>	<b>(3-0)</b>
<b>CONFERENCE.....</b>	<b>(0-0)</b>	<b>(0-0)</b>	<b>(0-0)</b>	<b>(0-0)</b>
<b>NON-CONFERENCE.....</b>	<b>(7-0)</b>	<b>(4-0)</b>	<b>(0-0)</b>	<b>(3-0)</b>

## Player	GP-GS	Min--Avg	---TOTAL---		---3-PTS---		FT-FTA	Pct	---REBOUNDS---				PF	FO	A	TO	Blk	Stl	Pts	Avg
			FG-FGA	Pct	3FG-FGA	Pct			Off	Def	Tot	Avg								
14 DOUGLAS-ROBERTS, C.	7-7	206 29.4	55-101	.545	8-18	.444	23-31	.742	21	22	43	6.1	15	0	9	14	4	8	141	20.1
23 ROSE, Derrick.....	7-7	203 29.0	37-77	.481	4-15	.267	33-46	.717	11	29	40	5.7	15	0	30	22	5	9	111	15.9
01 KEMP, Willie.....	7-0	120 17.1	22-49	.449	19-40	.475	3-6	.500	1	9	10	1.4	7	0	15	4	1	7	66	9.4
20 MACK, Doneal.....	7-0	92 13.1	20-52	.385	15-42	.357	4-5	.800	0	6	6	0.9	10	0	6	3	1	2	59	8.4
02 DOZIER, Robert.....	5-5	138 27.6	18-35	.514	0-4	.000	4-12	.333	20	18	38	7.6	13	0	7	14	11	6	40	8.0
00 TAGGART, Shawn.....	7-4	156 22.3	21-36	.583	4-7	.571	5-12	.417	15	25	40	5.7	19	1	3	7	8	7	51	7.3
03 DORSEY, Joey.....	5-5	137 27.4	17-19	.895	0-0	.000	1-9	.111	13	33	46	9.2	12	1	7	9	17	8	35	7.0
05 ANDERSON, Antonio..	7-7	183 26.1	16-47	.340	6-26	.231	9-18	.500	3	19	22	3.1	17	0	19	22	4	13	47	6.7
32 ROBINSON, Jeff.....	4-0	50 12.5	3-10	.300	1-7	.143	1-3	.333	2	5	7	1.8	9	0	1	4	1	2	8	2.0
15 ALLEN, Andre.....	7-0	109 15.6	4-24	.167	1-15	.067	1-2	.500	1	7	8	1.1	11	0	23	10	1	5	10	1.4
04 NILES, Pierre.....	5-0	13 2.6	2-2	1.000	0-0	.000	0-0	.000	0	2	2	0.4	5	0	1	1	0	0	4	0.8
35 BAILEY, Hashim.....	3-0	10 3.3	1-1	1.000	0-0	.000	0-2	.000	1	0	1	0.3	4	0	0	0	0	0	2	0.7
31 MCGRADY, Chance....	3-0	8 2.7	1-1	1.000	0-0	.000	0-2	.000	0	1	1	0.3	0	0	2	1	0	1	2	0.7
TEAM.....										12	10	22	3.1	1		3				
Total.....	7	1425	217-454	.478	58-174	.333	84-148	.568	100	186	286	40.9	138	2	123	114	53	68	576	82.3
Opponents.....	7	1425	162-419	.387	39-123	.317	97-142	.683	89	164	253	36.1	139	-	83	136	15	51	460	65.7

TEAM STATISTICS	MEM	OPP	DATE	OPPONENT	W/L	SCORE	ATTEND
SCORING.....	576	460	&11/05/07	TENNESSEE-MARTIN	W	102-71	16555
Points per game.....	82.3	65.7	&11/06/07	RICHMOND	W	80-63	16771
Scoring margin.....	+16.6	-	#11/15/07	vs Oklahoma	W	63-53	7308
FIELD GOALS-ATT.....	217-454	162-419	#11/16/07	vs Connecticut	W	81-70	8895
Field goal pct.....	.478	.387	11/20/07	ARKANSAS STATE	W	84-63	16741
3 POINT FG-ATT.....	58-174	39-123	11/27/07	AUSTIN PEAY	W	104-82	16987
3-point FG pct.....	.333	.317	%12/04/07	vs Southern Cal	W OT	62-58	8300
3-pt FG made per game..	8.3	5.6	* = Conference USA Game				
FREE THROWS-ATT.....	84-148	97-142	& = 2K Sports College Hoops Classic (Memphis, Tenn.)				
Free throw pct.....	.568	.683	# = 2K Sports College Hoops Classic (New York, N.Y.)				
REBOUNDS.....	286	253	% = Jimmy V Classic (New York, N.Y.)				
Rebounds per game.....	40.9	36.1	^ = Sun Belt Classic (Nashville, Tenn.)				
Rebounding margin.....	+4.7	-	! = Conference USA Tournament				
ASSISTS.....	123	83					
Assists per game.....	17.6	11.9					
TURNOVERS.....	114	136					
Turnovers per game.....	16.3	19.4					
Turnover margin.....	+3.1	-					
Assist/turnover ratio..	1.1	0.6					
STEALS.....	68	51					
Steals per game.....	9.7	7.3					
BLOCKS.....	53	15					
Blocks per game.....	7.6	2.1					
WINNING STREAK.....	7	-					
Home win streak.....	4	-					
ATTENDANCE.....	67054	24503					
Home games-Avg/Game....	4-16764	0-0					
Neutral site-Avg/Game..	-	3-8168					

SCORE BY PERIODS:	1st	2nd	OT	Total
Memphis.....	284	284	8	576
Opponents.....	231	225	4	460

## Top Coaching Starts By Victories

### 16 Seasons

No.	Coach, School	Years	W-L
1.	Roy Williams, Kansas, North Carolina	1989-2004	437-112
2.	Jim Boeheim, Syracuse	1977-92	391-124
t.	Nolan Richardson, Tulsa, Arkansas	1981-96	391-132
4.	Denny Crum, Louisville	1972-87	388-128
5.	Tubby Smith, Tulsa, Georgia, Kentucky	1992-2007	387-145
6.	<b>John Calipari***</b> <i>UMass, Memphis</i>	<b>1989-96</b> <b>2001-08</b>	<b>377-133</b>
7.	Jerry Tarkanian, Long Beach St., UNLV	1969-84	375-89
8.	Rick Pitino, Boston U., Providence, Kentucky, Louisville	1979-83 1986-87 1990-97	371-137
9.	John Thompson, G'town	1973-88	370-130
10.	Billy Tubbs, Texas St., Lamar, Oklahoma	1972-73 1977-90	363-153

\*\*\* Calipari is in his 16th season as a collegiate head coach in 2007-08

### 15 Seasons

No.	Coach, School	Years	W-L
1.	Roy Williams, Kansas	1989-2003	418-101
2.	Nolan Richardson, Tulsa, Arkansas	1981-95	371-119
3.	<b>John Calipari</b> <i>UMass, Memphis</i>	<b>1989-96</b> <b>2001-07</b>	<b>370-133</b>
t.	Denny Crum, Louisville	1972-86	370-114
5.	Jim Boeheim, Syracuse	1977-91	369-114
6.	Tubby Smith, Tulsa, Georgia, Kentucky	1992-2006	365-133
7.	Rick Pitino, Boston U., Providence, Kentucky	1979-83 1986-87 1990-97	352-124
8.	John Thompson, G'town	1973-87	350-120
9.	Everett Case, North Carolina St.	1947-61	347-105
10.	Jerry Tarkanian, Long Beach St., UNLV	1969-83	346-83

### 14 Seasons

No.	Coach, School	Years	W-L
1.	Roy Williams, Kansas	1989-2002	388-93
2.	Jim Boeheim, Syracuse	1977-90	343-108
t.	Tubby Smith, Tulsa, Georgia, Kentucky	1992-2005	343-120
4.	Nolan Richardson, Tulsa, Arkansas	1981-94	339-112
5.	Denny Crum, Louisville	1972-85	338-107
6.	<b>John Calipari</b> <i>UMass, Memphis</i>	<b>1989-96</b> <b>2001-06</b>	<b>337-129</b>
7.	Everett Case, North Carolina St.	1947-60	331-96
8.	John Thompson, G'town	1973-86	321-115
9.	Jerry Tarkanian, Long Beach St., UNLV	1969-82	318-80
10.	Rick Pitino, Boston U., Providence, Kentucky	1979-83 1986-87 1990-96	317-119
10.	Rick Majerus, Marquette, Ball St., Utah	1984-86 1988-98	309-111

## 8th Year at Memphis 188-63 Record at Memphis 381-134 Overall Record



- Before Calipari arrived, Memphis basketball had a zero graduation rate.
- Since 2000-01, Calipari has had 15 of 19 seniors earn their degrees
- Took over sole possession of the No. 2 spot on the Memphis all-time coaching wins list (174) with the Tigers' victory over UTEP on Mar. 1, 2007; now has 188 wins
- Recorded his 350th win as a college head coach when the Tigers defeated Middle Tennessee 86-46 on Dec. 23, 2006; now has 381 career wins
- One of eight coaches in NCAA Division I history to win 350 games in the first 15 seasons as a head coach; joined Roy Williams, Nolan Richardson, Denny Crum, Jim Boeheim, Tubby Smith, Rick Pitino and John Thompson
- Moved into the top 10 on the NCAA Division I coaches for most wins in the first 16 seasons; is in the No. 6 spot, moving past Jerry Tarkanian
- Guided Memphis to consecutive NCAA Tournament Elite Eight appearances; the first time in school history that has been accomplished
- Directed the 2006-07 Tiger squad to a school-record tying 33 wins (tied the 2005-06 team)
- Has won eight league regular season championships (3 at Memphis in 2003-04, 2005-06, 2006-07; 5 at UMass from 1992-96)
- Has won seven conference tournament titles (2 at Memphis in 2005-06, 2006-07; 5 at UMass from 1992-96)
- Has led Memphis to seven-straight 20-win seasons and is the only coach in Tiger history to do so in each of his first seven seasons
- Has led Memphis to seven-straight postseasons and is the only coach in Tiger history to do so in each of his first seven years
- Has led teams (Memphis and UMass) to the postseason 14 of 15 years; only his first UMass team did not make the postseason
- 2006-07 USBWA District 4 Coach of the Year
- 2007 Phelan National Coach of the Year finalist

- Directed the Tigers to the 2006-07 C-USA regular season crown; first time in school history that the program has won consecutive outright league regular season titles
- Guided Memphis to the 2006-07 C-USA Tournament title; first time since 1983-84 and 1984-85 that the program has won consecutive league tournament titles
- 2005-06 C-USA Coach of the Year
- Guided Memphis to the 2005-06 C-USA regular season and tournament titles
- Directed Memphis to a school-record 33

- victories in 2005-06
- One of two coaches in NCAA Division I history to direct two different schools to a No. 1 seed (Memphis in 2006; UMass in 1996); Roy Williams is the other
- One of 13 coaches in NCAA Division I history to direct two different schools to a top-five national ranking (Memphis at No. 3 in 2006, No. 5 in 2007; UMass at No. 1 in 1995 and 1996)
- Recorded his 100th win at Memphis Dec. 30, 2004, when the Tigers defeated East Tennessee State 87-56
- Recorded his 300th win as a college head coach when the Tigers defeated No. 9 Louisville 85-68 Feb. 9, 2005
- One of seven coaches in NCAA Division I history to win 300 games in the first 13 seasons as a head coach; joined Roy Williams, Everett Case, Denny Crum, Jim Boeheim, Tubby Smith and Nolan Richardson
- 2003-04 NABC District 7 Coach of the Year
- 2004 National Italian American Sports Hall of Fame inductee
- 2004-05 UMass Athletic Hall of Fame inductee
- Gave \$50,000 to the Jimmy V Foundation in 2004-05 when the Tiger participated in the Jimmy V Classic
- Annually gives \$40,000 to the University of Memphis through his restaurant, Cal's Championship Steakhouse
- Gave \$100,000 in the spring of 2004 to the University to help endow athletic scholarships
- Helped start the Y.E.S. (Youth Education through Sports), which is designed to educate middle school students about the importance of academics and athletics
- Received 2004 Tennessee Health Association's Better Life Award (for his work with patients and staff at St. Peter Villa)

## John Calipari Career Record

Season	Team	Overall		Conference		Accomplishments
		W-L	Pct.	W-L	Pct.	
1988-89	UMass	10-18	.357	5-13	.278	
1989-90	UMass	17-14	.548	10-8	.558	NIT
1990-91	UMass	20-13	.606	10-8	.558	NIT Final Four
1991-92	UMass	30-5	.857	13-3	.824	A-10 Champ (R/T); NCAA Sweet 16
1992-93	UMass	24-7	.774	11-3	.786	A-10 Champ (R/T); NCAA 2nd Rd.
1993-94	UMass	28-7	.800	14-2	.875	A-10 Champ (R/T); NCAA 2nd Rd.
1994-95	UMass	29-5	.853	13-3	.813	A-10 Champ (R/T); NCAA Elite 8
1995-96	UMass	35-2	.946	15-1	.938	A-10 Champ (R/T); NCAA Final Four
1996-97	NJ Nets	26-56	.317			
1997-98	NJ Nets	43-39	.524			NBA Playoffs
1998-99	NJ Nets	3-17	.150			
2000-01	Memphis	21-15	.583	10-6	.625	NIT Final Four
2001-02	Memphis	27-9	.750	12-4	.750	C-USA Nat'l Div. Champ; NIT Champ
2002-03	Memphis	23-7	.767	13-3	.813	C-USA Nat'l Div. Champ; NCAA
2003-04	Memphis	22-8	.733	12-4	.750	C-USA Champ (R); NCAA 2nd Rd.
2004-05	Memphis	22-16	.579	9-7	.563	NIT Final Four
2005-06	Memphis	33-4	.892	13-1	.929	C-USA Champ (R/T); NCAA Elite 8
2006-07	Memphis	33-4	.892	16-0	1.000	C-USA Champ (R/T); NCAA Elite 8
2007-08	Memphis	7-0	1.000	0-0	.000	
<b>NCAA Totals</b>		<b>381-134</b>	<b>.740</b>	<b>176-66</b>	<b>.727</b>	<b>8 conference titles, 9 NCAAs, 5 NITs</b>
<b>Memphis Totals</b>		<b>188-63</b>	<b>.749</b>	<b>85-25</b>	<b>.773</b>	<b>3 conference titles, 4 NCAAs, 3 NITs</b>
<b>NBA Totals</b>		<b>72-112</b>	<b>.391</b>			

R — denotes conf. regular season title; T — denotes conf. tournament title

# Updated • Player • Bios

## #0 • Shawn Taggart

**6-10 • 230 • Forward • Sophomore**  
**Richmond, Va. • Iowa State Univ.**



- Has played in all seven games, starting four
- Started his first two games at Memphis in place of the injured Joey Dorsey
- Started the Arkansas State and Austin Peay games in place of the injured Robert Dozier
- Had seven points, five boards and a career-high five blocks vs. Southern Cal
- Hit two treys in the first half vs. the Trojans; the two three-pointers were a career high
- Hit a FT with 0:21 left in OT vs. Southern Cal to extend the Tiger lead to 61-56
- Netted a career-high 17 points vs. Austin Peay
- Hit a career-best eight FGs vs. the Governors
- Made second collegiate trey vs. Austin Peay
- Had seven points and two boards vs. Arkansas State
- Hit first collegiate three-pointer vs. the Indians
- Pulled down five boards vs. UConn in 2K Sports College Hoops Classic title game
- Had seven points and four rebounds vs. Oklahoma in the 2K Classic semifinal
- Grabbed a career-high 15 boards in the season opener vs. Tennessee-Martin
- Had four steals vs. Richmond

### 2007-08 Game-By-Game Statistics

Date/Opponent	FG-A	3P-A	FT-A	RB	TP	A	TO	B	S	Min
11-5/UT-Martin (2K)*	2-5	0-0	3-4	15	7	1	0	2	0	25
11-6/Richmond (2K)*	2-3	0-0	0-2	5	4	1	0	0	4	26
11-15/vs. Oklahoma (2K)	3-4	0-0	1-2	4	7	0	3	0	1	26
11-16/vs. UConn (2K)	1-5	0-1	0-0	5	2	0	1	0	0	19
11-20/Arkansas St.*	3-4	1-1	0-0	2	7	0	2	1	0	16
11-27/Austin Peay*	8-10	1-2	0-2	4	17	1	1	0	2	20
12-4/vs. USC (IV)	2-5	2-3	1-2	5	7	0	0	5	0	24
12-15/vs. Middle Tenn.										
12-19/at Cincinnati										
12-22/Georgetown										
12-29/Arizona										
1-3/Siena										
1-5/Pepperdine										
1-9/East Carolina										
1-12/at Marshall										
1-16/at Rice										
1-19/Southern Miss										
1-23/at Tulsa										
1-26/Gonzaga										
1-30/at Houston										
2-2/UTEP										
2-6/SMU										
2-9/UCF										
2-13/Houston										
2-16/at UAB										
2-20/at Tulane										
2-23/Tennessee										
2-27/Tulsa										
3-1/at Southern Miss										
3-5/at SMU										
3-8/UAB										
3-12/C-USA Tour										
Totals	21-36	4-7	5-12	40	51	3	7	8	7	156
Pct./Avg.	.583	.571	.417	5.7	7.3	0.4	1.0	1.1	1.0	22.3

\* indicates start

#### Career Highs

Points.....	17 vs. Austin Peay (11/27/07)
Rebounds.....	15 vs. UT-Martin (11/5/07)
Field Goals Made.....	8 vs. Austin Peay (11/27/07)
Field Goals Attempted.....	12 vs. Howard (11/25/05)
Three-Point Field Goals Made.....	2 vs. Southern Cal (12/4/07)
Three-Point Field Goals Attempted.....	3 vs. Southern Cal (12/4/07)
Free Throws Made.....	.6 vs. Mountain State (11/20/05)
Free Throws Attempted.....	.9 vs. Mountain State (11/20/05)
Assists.....	3, two times
Blocks.....	5 vs. Southern Cal (12/4/07)
Steals.....	4 vs. Richmond (11/6/07)
Minutes Played.....	31, two times

#### Season Highs

Points.....	17 vs. Austin Peay (11/27/07)
Rebounds.....	15 vs. UT-Martin (11/5/07)
Field Goals Made.....	8 vs. Austin Peay (11/27/07)
Field Goals Attempted.....	10 vs. Austin Peay (11/27/07)
Three-Point Field Goals Made.....	.2 vs. Southern Cal (12/4/07)
Three-Point Field Goals Attempted.....	.3 vs. Southern Cal (12/4/07)
Free Throws Made.....	.3 vs. UT-Martin (11/5/07)
Free Throws Attempted.....	.4 vs. UT-Martin (11/5/07)
Assists.....	1, three times, last vs. Austin Peay (11/27/07)
Blocks.....	5 vs. Southern Cal (12/4/07)
Steals.....	4 vs. Richmond (11/6/07)
Minutes Played.....	26, two times, last vs. Oklahoma (11/15/07)

### TAGGART CAREER STATISTICS


Year	GP-GS	Min/Avg	— Total —		— 3-Point —		— Rebounds —			PF-FO	A	TO	B	ST	Pts-Avg		
			FG-A	Pct	FG-A	Pct	FT-A	Pct	Off-Def							Tot	Avg
2005-06*	30-14	531/17.7	64-142	.451	0-2	.000	41-59	.695	54-53	107	3.6	83-5	8	40	8	14	169-5.6
2006-07	— DNP (transfer) —																
2007-08	7-4	156/22.3	21-36	.583	4-7	.571	5-12	.417	15-25	40	5.7	19-1	3	7	8	7	51-7.3
Total	37-18	687/18.6	85-178	.478	4-9	.444	46-71	.648	69-78	147	4.0	102-6	11	47	16	21	220-5.9

\* Iowa State stats

# Updated • Player • Bios

## #1 • Willie Kemp

**6-2 • 175 • Guard • Sophomore**  
**Bolivar, Tenn. • Bolivar Central**



- Has played in all seven games
- Comes off the bench as the Tigers' sixth man
- Has 15 assists compared to only four turnovers (3.8:1 assist-to-turnover ratio)
- Leads team with 19 treys
- In games in which he scored double figures, scoring 0.7 points-per-minute (43 pts/59 minutes)
- Scored eight points and grabbed three boards vs. Southern Cal
- Hit a key layup during the Tigers' 8-0 second half run; his hoop pulled Memphis to within 46-45 with 7:16 left
- Had nine points, three assists and two steals vs. Austin Peay
- Netted a career-high 22 points vs. Arkansas State
- Tied career bests with eight FG made and six treys made
- Scored six points (two treys) vs. Oklahoma in the 2K Classic semifinal
- Had 11 points and four assists vs. Richmond
- Posted 10 points, three boards and three assists vs. Tennessee-Martin

### 2007-08 Game-By-Game Statistics

Date/Opponent	FG-A	3P-A	FT-A	RB	TP	A	TO	B	S	Min
11-5/UT-Martin (2K)	3-6	3-6	1-2	3	10	3	1	1	0	20
11-6/Richmond (2K)	3-5	3-5	2-2	0	11	4	0	0	1	16
11-15/vs. Oklahoma (2K)	2-7	2-7	0-0	4	6	2	0	0	0	10
11-16/vs. UConn (2K)	0-3	0-2	0-0	0	0	1	1	0	0	8
11-20/Arkansas St.	8-11	6-8	0-0	0	22	1	1	0	3	23
11-27/Austin Peay	3-8	3-7	0-2	0	9	3	0	0	2	22
12-4/vs. USC (IV)	3-9	2-5	0-0	3	8	1	1	0	1	21
12-15/vs. Middle Tenn.										
12-19/at Cincinnati										
12-22/Georgetown										
12-29/Arizona										
1-3/Siena										
1-5/Pepperdine										
1-9/East Carolina										
1-12/at Marshall										
1-16/at Rice										
1-19/Southern Miss										
1-23/at Tulsa										
1-26/Gonzaga										
1-30/at Houston										
2-2/UTEP										
2-6/SMU										
2-9/UCF										
2-13/Houston										
2-16/at UAB										
2-20/at Tulane										
2-23/Tennessee										
2-27/Tulsa										
3-1/at Southern Miss										
3-5/at SMU										
3-8/UAB										
3-12/C-USA Tour.										
<b>Totals</b>	<b>22-49</b>	<b>19-40</b>	<b>3-6</b>	<b>10</b>	<b>66</b>	<b>15</b>	<b>4</b>	<b>1</b>	<b>7</b>	<b>120</b>
<b>Pct./Avg.</b>	<b>.449</b>	<b>.475</b>	<b>.500</b>	<b>1.4</b>	<b>9.4</b>	<b>2.1</b>	<b>0.6</b>	<b>0.1</b>	<b>1.0</b>	<b>17.1</b>

\* indicates start

#### Career Highs

Points.....	22 vs. Arkansas State (11/20/07)
Rebounds.....	7, two times, last vs. Tulsa (1/24/07)
Field Goals Made.....	8, two times, last vs. Arkansas State (11/20/07)
Field Goals Attempted.....	13 vs. Jackson State (11/16/06)
Three-Point Field Goals Made.....	6, two times, last vs. Arkansas State (11/20/07)
Three-Point Field Goals Attempted.....	9 vs. Cincinnati (1/4/07)
Free Throws Made.....	4 vs. Oklahoma (11/20/06)
Free Throws Attempted.....	7 vs. Oklahoma (11/20/06)
Assists.....	9 vs. Middle Tennessee (12/23/06)
Blocks.....	1, three times, last vs. UT-Martin (11/5/07)
Steals.....	4 vs. Marshall (3/8/07)
Minutes Played.....	32, two times, last vs. Tulsa (1/24/07)

#### Season Highs

Points.....	22 vs. Arkansas State (11/20/07)
Rebounds.....	4 vs. Oklahoma (11/15/07)
Field Goals Made.....	8 vs. Arkansas State (11/20/07)
Field Goals Attempted.....	11 vs. Arkansas State (11/20/07)
Three-Point Field Goals Made.....	6 vs. Arkansas State (11/20/07)
Three-Point Field Goals Attempted.....	8 vs. Arkansas State (11/20/07)
Free Throws Made.....	2 vs. Richmond (11/6/07)
Free Throws Attempted.....	2, three times, last vs. Austin Peay (11/27/07)
Assists.....	4 vs. Richmond (11/6/07)
Blocks.....	1 vs. UT-Martin (11/5/07)
Steals.....	3 vs. Arkansas State (11/20/07)
Minutes Played.....	23 vs. Arkansas State (11/20/07)

### KEMP CAREER STATISTICS

Year	GP-GS	Min/Avg	— Total —		— 3-Point —		— Rebounds —		PF-FO	A	TO	B	ST	Pts-Avg			
			FG-A	Pct	FG-A	Pct	FT-A	Pct							Off-Def	Tot	Avg
2006-07	37-36	793/21.4	85-223	.381	51-132	.386	16-39	.410	21-64	85	2.3	55-1	82	48	2	24	237-6.4
2007-08	7-0	120/17.1	22-49	.449	19-40	.475	3-6	.500	1-9	10	1.4	7-0	15	4	1	7	66-9.4
<b>Total</b>	<b>44-36</b>	<b>913/20.8</b>	<b>107-272</b>	<b>.393</b>	<b>70-172</b>	<b>.407</b>	<b>19-45</b>	<b>.422</b>	<b>22-73</b>	<b>95</b>	<b>2.2</b>	<b>62-1</b>	<b>97</b>	<b>52</b>	<b>3</b>	<b>31</b>	<b>303-6.9</b>

# Updated • Player • Bios

## #2 • Robert Dozier

**6-9 • 215 • Forward • Junior**  
**Lithonia, Ga. • Laurinburg Prep (N.C.)**



- Has started five games
- Missed the Arkansas State and Austin Peay games with a left foot injury (arch)
- Second on team with 11 blocks
- Returned to action vs. Southern Cal after missing the previous two games due to injury
- Scored a season-high 13 points vs. the Trojans
- Also grabbed eight rebounds vs. Southern Cal
- Played a career-high tying 36 minutes vs. the Trojans
- Posted eight points and eight boards vs. UConn in 2K Sports Classic title game
- Had two key rebounds and putbacks vs. UConn in the final six minutes of the game
- Suffered a deep bruise on his left upper arm vs. Oklahoma, but started the UConn game the next night
- Recorded fifth double-double of collegiate career with 10 points and 10 boards in season opener vs. Tennessee-Martin
- Followed double-double game with nine points and eight boards vs. Richmond

### 2007-08 Game-By-Game Statistics

Date/Opponent	FG-A	3P-A	FT-A	RB	TP	A	TO	B	S	Min
11-5/UT-Martin (2K)*	4-8	0-2	2-4	10	10	2	3	3	2	24
11-6/Richmond (2K)*	4-4	0-0	1-4	8	9	2	2	3	2	32
11-15/vs. Oklahoma (2K)*	0-3	0-0	0-0	4	0	1	1	1	0	22
11-16/vs. UConn (2K)*	4-5	0-0	0-0	8	8	0	3	3	1	24
11-20/Arkansas St.	— DNP (inj.) —									
11-27/Austin Peay	— DNP (inj.) —									
12-4/vs. USC (IV)*	6-15	0-2	1-4	8	13	2	5	1	1	36
12-15/vs. Middle Tenn.										
12-19/at Cincinnati										
12-22/Georgetown										
12-29/Arizona										
1-3/Siena										
1-5/Pepperdine										
1-9/East Carolina										
1-12/at Marshall										
1-16/at Rice										
1-19/Southern Miss										
1-23/at Tulsa										
1-26/Gonzaga										
1-30/at Houston										
2-2/UTEP										
2-6/SMU										
2-9/UCF										
2-13/Houston										
2-16/at UAB										
2-20/at Tulane										
2-23/Tennessee										
2-27/Tulsa										
3-1/at Southern Miss										
3-5/at SMU										
3-8/UAB										
3-12/C-USA Tour.										
Totals	18-35	0-4	4-12	38	40	7	14	11	6	138
Pct./Avg.	.514	.000	.333	7.6	8.0	1.4	2.8	2.2	1.2	27.6

\* indicates start

#### Career Highs

Points.....	19 vs. Manhattan (12/2/06)
Rebounds.....	15 vs. Marshall (2/11/06)
Field Goals Made.....	7, two times, last vs. Manhattan (12/2/06)
Field Goals Attempted.....	15 vs. Southern Cal (12/4/07)
Three-Point Field Goals Made.....	2 vs. Tulane (2/18/06)
Three-Point Field Goals Attempted.....	4 vs. Kentucky (11/22/06)
Free Throws Made.....	7 vs. Southern Miss (1/21/06)
Free Throws Attempted.....	10, two times, last vs. East Carolina (1/20/07)
Assists.....	4 vs. UCF (1/28/06)
Blocks.....	5, three times, last vs. North Texas (3/16/07)
Steals.....	5, two times, last vs. Houston (2/25/07)
Minutes Played.....	36, two times, last vs. Southern Cal (12/4/07)

#### Season Highs

Points.....	13 vs. Southern Cal (12/4/07)
Rebounds.....	10 vs. UT-Martin (11/5/07)
Field Goals Made.....	6 vs. Southern Cal (12/4/07)
Field Goals Attempted.....	15 vs. Southern Cal (12/4/07)
Three-Point Field Goals Made.....	None
Three-Point Field Goals Attempted.....	2, two times, last vs. Southern Cal (12/4/07)
Free Throws Made.....	2 vs. UT-Martin (11/5/07)
Free Throws Attempted.....	4, three times, last vs. Southern Cal (12/4/07)
Assists.....	2, three times, last vs. Southern Cal (12/4/07)
Blocks.....	3, three times, last vs. UConn (11/16/07)
Steals.....	2, two times, last vs. Richmond (11/6/07)
Minutes Played.....	36 vs. Southern Cal (12/4/07)


### DOZIER CAREER STATISTICS

Year	GP-GS	Min/Avg	— Total —		— 3-Point —		— Rebounds —			PF-FO	A	TO	B	ST	Pts-Avg		
			FG-A	Pct	FG-A	Pct	FT-A	Pct	Off-Def							Tot	Avg
2005-06	37-3	679/18.4	69-171	.404	6-27	.222	63-84	.750	86-117	203	5.5	72-1	22	44	42	21	207-5.6
2006-07	37-36	945/25.5	130-276	.471	12-41	.293	85-134	.634	98-133	231	6.2	107-5	39	70	57	35	357-9.6
2007-08	5-5	138/27.6	18-35	.514	0-4	.000	4-12	.333	20-18	38	7.6	13-0	7	14	11	6	40-8.0
Total	79-44	1762/22.3	217-482	.450	18-72	.250	152-230	.661	204-268	472	6.0	192-6	68	128	110	62	604-7.6

# Updated • Player • Bios

## #3 • Joey Dorsey

**6-9 • 265 • Forward • Senior**  
**Baltimore, Md. • Laurinburg Prep (N.C.)**



- A Naismith Trophy preseason candidate
- Returned to action vs. Oklahoma Nov. 15 in the 2K Sports Classic, after missing the first two games with a shoulder injury
- Had 893 career rebounds and needs 11 to move past David Vaughn into the No. 5 spot on the Memphis all-time rebounding chart
- Has played in five games (all starts)
- Had six points, nine rebounds and four blocks vs. Southern Cal
- Recorded 17th collegiate double-double with 10 points and 10 boards vs. Austin Peay
- The 10-board performance vs. Austin Peay was the 40th double-digit rebounding game of career (Tigers are 37-3 when he grabs double-digit rebounds)
- Dished out a career-high four assists vs. the Governors
- Had six points, three boards, two blocks and two steals vs. Arkansas State
- Grabbed 12 boards and had three blocks vs. UConn in the title game Nov. 16
- In first game back vs. Oklahoma, had 12 rebounds, nine points and five blocks
- Missed the first two games as a result of a sprained right shoulder
- Suffered the injury in an Oct. 27 scrimmage
- Missed Nov. 5 game ended a string of 44-straight starts and 94-consecutive games played in a Tiger uniform

### 2007-08 Game-By-Game Statistics

Date/Opponent	FG-A	3P-A	FT-A	RB	TP	A	TO	B	S	Min
11-5/UT-Martin (2K)			— DNP (inj.) —							
11-6/Richmond (2K)			— DNP (inj.) —							
11-15/vs. Oklahoma (2K)*	4-5	0-0	1-5	12	9	1	2	5	1	33
11-16/vs. UConn (2K)*	2-2	0-0	0-2	12	4	0	3	3	1	28
11-20/Arkansas St.*	3-4	0-0	0-0	3	6	0	1	2	2	20
11-27/Austin Peay*	5-5	0-0	0-0	10	10	4	1	3	3	27
12-4/vs. USC (IV)*	3-3	0-0	0-2	9	6	2	2	4	1	29
12-15/vs. Middle Tenn.										
12-19/at Cincinnati										
12-22/Georgetown										
12-29/Arizona										
1-3/Siena										
1-5/Pepperdine										
1-9/East Carolina										
1-12/at Marshall										
1-16/at Rice										
1-19/Southern Miss										
1-23/at Tulsa										
1-26/Gonzaga										
1-30/at Houston										
2-2/UTEP										
2-6/SMU										
2-9/UCF										
2-13/Houston										
2-16/at UAB										
2-20/at Tulane										
2-23/Tennessee										
2-27/Tulsa										
3-1/at Southern Miss										
3-5/at SMU										
3-8/UAB										
3-12/C-USA Tour										
<b>Totals</b>	<b>17-19</b>	<b>0-0</b>	<b>1-9</b>	<b>46</b>	<b>35</b>	<b>7</b>	<b>9</b>	<b>17</b>	<b>8</b>	<b>137</b>
<b>Pct./Avg.</b>	<b>.895</b>	<b>.000</b>	<b>.111</b>	<b>9.2</b>	<b>7.0</b>	<b>1.4</b>	<b>1.8</b>	<b>3.4</b>	<b>1.6</b>	<b>27.4</b>

\* indicates start

#### Career Highs

Points.....	22 vs. UCF (1/31/07)
Rebounds.....	18 vs. Austin Peay (12/18/04)
Field Goals Made.....	10 vs. UCF (1/31/07)
Field Goals Attempted.....	14 vs. Tulsa (1/24/07)
Three-Point Field Goals Made.....	None
Three-Point Field Goals Attempted.....	1 vs. Gonzaga (2/17/07)
Free Throws Made.....	6, three times, last vs. Marshall (3/8/07)
Free Throws Attempted.....	11 vs. Houston (3/10/07)
Assists.....	4 vs. Austin Peay (11/27/07)
Blocks.....	7 vs. Rice (2/22/07)
Steals.....	5 vs. UCF (1/31/07)
Minutes Played.....	40 vs. Gonzaga (2/17/07)

#### Season Highs

Points.....	10 vs. Austin Peay (11/27/07)
Rebounds.....	12, two times, last vs. UConn (11/16/07)
Field Goals Made.....	5 vs. Austin Peay (11/27/07)
Field Goals Attempted.....	5, two times, last vs. Austin Peay (11/27/07)
Three-Point Field Goals Made.....	None
Three-Point Field Goals Attempted.....	None
Free Throws Made.....	1 vs. Oklahoma (11/15/07)
Free Throws Attempted.....	5 vs. Oklahoma (11/15/07)
Assists.....	4 vs. Austin Peay (11/27/07)
Blocks.....	5 vs. Oklahoma (11/15/07)
Steals.....	3 vs. Austin Peay (11/27/07)
Minutes Played.....	33 vs. Oklahoma (11/15/07)

### DORSEY CAREER STATISTICS

Year	GP-GS	Min/Avg	— Total —		— 3-Point —		— Rebounds —					PF-FO	A	TO	B	ST	Pts-Avg
			FG-A	Pct	FG-A	Pct	FT-A	Pct	Off-Def	Tot	Avg						
2004-05	37-7	557/15.1	65-119	.546	0-0	.000	39-91	.429	92-130	222	6.0	113-3	17	49	43	22	169-4.6
2005-06	37-35	782/21.1	106-168	.631	0-0	.000	42-107	.393	115-163	278	7.5	137-8	31	43	66	44	254-6.9
2006-07	37-37	934/25.2	121-197	.614	0-1	.000	71-152	.467	162-185	347	9.4	106-6	13	63	81	53	313-8.5
2007-08	5-5	137/27.4	17-19	.895	0-0	.000	1-9	.111	13-33	46	9.2	12-1	7	9	17	8	35-7.0
<b>Total</b>	<b>116-84</b>	<b>2410/20.8</b>	<b>309-503</b>	<b>.614</b>	<b>0-1</b>	<b>.000</b>	<b>153-359</b>	<b>.426</b>	<b>382-311</b>	<b>893</b>	<b>7.7</b>	<b>368-18</b>	<b>68</b>	<b>164</b>	<b>207</b>	<b>127</b>	<b>771-6.6</b>


# Updated • Player • Bios

## #4 • Pierre Niles

**6-8 • 310 • Forward • Sophomore**

**Memphis, Tenn. • The Patterson School (N.C.)**

- Has seen action in five games
- Shooting 100 percent from the floor (2-of-2)
- Scored two points vs. Austin Peay
- Dished out one assist vs. Arkansas State
- Grabbed one board vs. UConn
- Grabbed one board vs. Richmond
- Scored two points vs. Tennessee-Martin in the season opener



### 2007-08 Game-By-Game Statistics

Date/Opponent	FG-A	3P-A	FT-A	RB	TP	A	TO	B	S	Min
11-5/UT-Martin (2K)	1-1	0-0	0-0	0	2	0	0	0	0	3
11-6/Richmond (2K)	0-0	0-0	0-0	1	0	0	1	0	0	1
11-15/vs. Oklahoma (2K)	— DNP —									
11-16/vs. UConn (2K)	0-0	0-0	0-0	1	0	0	0	0	0	2
11-20/Arkansas St.	0-0	0-0	0-0	0	0	1	0	0	0	5
11-27/Austin Peay	1-1	0-0	0-0	0	2	0	0	0	0	2
12-4/vs. USC (IV)	— DNP —									
12-15/vs. Middle Tenn.										
12-19/at Cincinnati										
12-22/Georgetown										
12-29/Arizona										
1-3/Siena										
1-5/Pepperdine										
1-9/East Carolina										
1-12/at Marshall										
1-16/at Rice										
1-19/Southern Miss										
1-23/at Tulsa										
1-26/Gonzaga										
1-30/at Houston										
2-2/UTEP										
2-6/SMU										
2-9/UCF										
2-13/Houston										
2-16/at UAB										
2-20/at Tulane										
2-23/Tennessee										
2-27/Tulsa										
3-1/at Southern Miss										
3-5/at SMU										
3-8/UAB										
3-12/C-USA Tour.										
Totals	2-2	0-0	0-0	2	4	1	1	0	0	13
Pct./Avg.	1.000	.000	.000	0.4	0.8	0.2	0.2	0.0	0.0	2.6

\* indicates start

#### Career Highs

Points	6, two times, last vs. Arkansas State (11/29/06)
Rebounds	7, two times, last vs. Kentucky (11/22/06)
Field Goals Made	3, two times, last vs. Arkansas State (11/29/06)
Field Goals Attempted	5 vs. Oklahoma (11/20/06)
Three-Point Field Goals Made	None
Three-Point Field Goals Attempted	1 vs. UCF (1/31/07)
Free Throws Made	2, two times, last vs. Tulsa (1/24/07)
Free Throws Attempted	4 vs. Georgia Tech (11/21/06)
Assists	1, four times, last vs. Arkansas State (11/20/07)
Blocks	2 vs. SMU (3/3/07)
Steals	3, two times, last vs. Arkansas State (11/29/06)
Minutes Played	20 vs. Oklahoma (11/20/06)

#### Season Highs

Points	2, two times, last vs. Austin Peay (11/27/07)
Rebounds	1, two times, last vs. UConn (11/16/07)
Field Goals Made	1, two times, last vs. Austin Peay (11/27/07)
Field Goals Attempted	1, two times, last vs. Austin Peay (11/27/07)
Three-Point Field Goals Made	None
Three-Point Field Goals Attempted	None
Free Throws Made	None
Free Throws Attempted	None
Assists	1 vs. Arkansas State (11/20/07)
Blocks	None
Steals	None
Minutes Played	5 vs. Arkansas State (11/20/07)

### NILES CAREER STATISTICS

Year	GP-GS	Min/Avg	— Total —		— 3-Point —		— Rebounds —			PF-FO	A	TO	B	ST	Pts-Avg		
			FG-A	Pct	FG-A	Pct	FT-A	Pct	Tot							Avg	
2006-07	25-0	185/7.4	16-38	.421	0-1	.000	7-16	.438	20-34	54	2.2	36-1	4	16	9	8	39-1.6
2007-08	5-0	13/2.6	2-2	1.000	0-0	.000	0-0	.000	0-2	2	0.4	5-0	1	1	0	0	4-0.8
Total	30-0	198/6.6	18-40	.450	0-1	.000	7-16	.438	20-36	56	1.9	41-1	5	17	9	8	43-1.4

# Updated • Player • Bios

## #5 • Antonio Anderson

**6-6 • 210 • Guard • Junior**  
**Lynn, Mass. • Laurinburg Prep (N.C.)**



- Has started all seven games
- “Glue” player for the Tigers
- Entered 2007-08 with a 2.2:1 assist-to-turn-over ratio; has a 0.9:1 ratio this year
- Had six points and three steals vs. Southern Cal
- Made the steal that led to his own hoop (assisted by Derrick Rose) to give Memphis its first lead of the second half vs. the Trojans (47-46 at 6:36 mark)
- Also hit a key hoop in OT vs. Southern Cal to extend the Tiger lead to 60-56 with 0:38 left
- Posted 10 points and four assists vs. Austin Peay
- Had best shooting game of season to date vs. Austin Peay, hitting 3-of-5 FG and 2-of-3 treys
- Had nine points and three steals vs. Oklahoma in the 2K Classic semi-finals
- Hit a key trey in second half vs. Sooners; extended a 45-40 lead to 48-40
- Dished out a game-high seven assists in season opener vs. Tennessee-Martin
- Added 11 points and three boards vs. the Skyhawks
- Swated a career-best three shots vs. Richmond
- Had six turnovers vs. Richmond (career high); his previous high was five turnovers vs. Georgia Tech in last year’s Maui Invitational

### 2007-08 Game-By-Game Statistics

Date/Opponent	FG-A	3P-A	FT-A	RB	TP	A	TO	B	S	Min
11-5/UT-Martin (2K)*	4-10	1-6	2-3	3	11	7	2	0	1	26
11-6/Richmond (2K)*	1-3	0-2	2-2	6	4	3	6	3	2	29
11-15/vs. Oklahoma (2K)*	3-8	2-5	1-4	3	9	0	5	0	3	29
11-16/vs. UConn (2K)*	1-8	0-3	2-4	5	4	3	1	0	2	32
11-20/Arkansas St.*	1-6	1-4	0-1	2	3	1	2	1	1	22
11-27/Austin Peay*	3-5	2-3	2-2	1	10	4	4	0	1	22
12-4/vs. USC (IV)*	3-7	0-3	0-2	2	6	1	2	0	3	23
12-15/vs. Middle Tenn.										
12-19/at Cincinnati										
12-22/Georgetown										
12-29/Arizona										
1-3/Siena										
1-5/Pepperdine										
1-9/East Carolina										
1-12/at Marshall										
1-16/at Rice										
1-19/Southern Miss										
1-23/at Tulsa										
1-26/Gonzaga										
1-30/at Houston										
2-2/UTEP										
2-6/SMU										
2-9/UCF										
2-13/Houston										
2-16/at UAB										
2-20/at Tulane										
2-23/Tennessee										
2-27/Tulsa										
3-1/at Southern Miss										
3-5/at SMU										
3-8/UAB										
3-12/C-USA Tour.										
<b>Totals</b>	<b>16-47</b>	<b>6-26</b>	<b>9-18</b>	<b>22</b>	<b>47</b>	<b>19</b>	<b>22</b>	<b>4</b>	<b>13</b>	<b>183</b>
<b>Pct./Avg.</b>	<b>.340</b>	<b>.231</b>	<b>.500</b>	<b>3.1</b>	<b>6.7</b>	<b>2.7</b>	<b>3.1</b>	<b>0.6</b>	<b>1.9</b>	<b>26.1</b>

\* indicates start

#### Career Highs

Points.....	32 vs. Cincinnati (12/3/05)
Rebounds.....	11 vs. East Carolina (1/20/07)
Field Goals Made.....	11 vs. Cincinnati (12/3/05)
Field Goals Attempted.....	15 vs. Cincinnati (12/3/05)
Three-Point Field Goals Made.....	7 vs. Cincinnati (12/3/05)
Three-Point Field Goals Attempted.....	9 vs. Cincinnati (12/3/05)
Free Throws Made.....	8 vs. Arkansas State (11/29/06)
Free Throws Attempted.....	10 vs. Arkansas State (11/29/06)
Assists.....	9 vs. UAB (1/16/07)
Blocks.....	3 vs. Richmond (11/6/07)
Steals.....	5, two times, last vs. Manhattan (12/2/06)
Minutes Played.....	39 vs. UAB (3/11/06)

#### Season Highs

Points.....	11 vs. UT-Martin (11/5/07)
Rebounds.....	6 vs. Richmond (11/5/07)
Field Goals Made.....	4 vs. UT-Martin (11/5/07)
Field Goals Attempted.....	10 vs. UT-Martin (11/5/07)
Three-Point Field Goals Made.....	2, two times, last vs. Austin Peay (11/27/07)
Three-Point Field Goals Attempted.....	6 vs. UT-Martin (11/5/07)
Free Throws Made.....	2, four times, last vs. Austin Peay (11/27/07)
Free Throws Attempted.....	4, two times, last vs. UConn (11/16/07)
Assists.....	7 vs. UT-Martin (11/5/07)
Blocks.....	3 vs. Richmond (11/6/07)
Steals.....	3 vs. Southern Cal (12/4/07)
Minutes Played.....	32 vs. UConn (11/16/07)


### ANDERSON CAREER STATISTICS

Year	GP-GS	Min/Avg	— Total —		— 3-Point —		— Rebounds —			PF-FO	A	TO	B	ST	Pts-Avg		
			FG-A	Pct	FG-A	Pct	FT-A	Pct	Off-Def							Tot	Avg
2005-06	37-21	1010/27.3	88-209	.421	42-115	.365	50-79	.633	42-84	126	3.4	64-2	105	59	10	56	268-7.2
2006-07	36-35	1007/28.0	101-259	.390	26-106	.245	59-93	.634	44-104	148	4.1	74-1	130	50	9	59	287-8.0
2007-08	7-7	183/26.1	16-47	.340	6-26	.231	9-18	.500	3-19	22	3.1	17-0	19	22	4	13	47-6.7
<b>Total</b>	<b>80-63</b>	<b>2200/27.5</b>	<b>205-515</b>	<b>.398</b>	<b>74-247</b>	<b>.300</b>	<b>118-190</b>	<b>.621</b>	<b>89-207</b>	<b>296</b>	<b>3.7</b>	<b>155-3</b>	<b>254</b>	<b>131</b>	<b>23</b>	<b>128</b>	<b>602-7.5</b>

# Updated • Player • Bios

## #14 • Chris Douglas-Roberts

**6-7 • 200 • Guard/Forward • Junior**  
**Detroit, Mich. • Northwestern HS**



- Has started all seven games
- 2007-08 Wooden Award and Naismith Trophy preseason candidate
- 2007-08 Conference USA preseason Player of the Year
- Named to several 2007-08 preseason magazines All-America squads
- Has 962 career points, needing only 38 to reach 1,000-point milestone
- When he scores his 1,000th point, will be the 43rd Tiger to accomplish the feat
- Had 10 points, seven rebounds, two assists and two steals vs. Southern Cal
- Scored 23 points on 11-of-15 FGs vs. Austin Peay
- Scored 16 points and grabbed five boards vs. Arkansas State
- Selected Conference USA Player of the Week for Nov. 12-18
- Named Dick Vitale/ESPN.com National Player of the Week for Nov. 12-18
- Earned the 2K Sports College Hoops Classic MVP honor
- Netted a career-high 33 points vs. UConn in the 2K Classic title game
- Hit a career-best 14 field goals vs. the Huskies
- Added seven boards vs. UConn
- Selected Conference USA Player of the Week for Nov. 5-11
- Tied career high for steals (4) in the season opener vs. Tennessee-Martin; also scored 28 points vs. the Skyhawks
- Tied career best for rebounds (9) and blocked shots (2) vs. Richmond

### 2007-08 Game-By-Game Statistics

Date/Opponent	FG-A	3P-A	FT-A	RB	TP	A	TO	B	S	Min
11-5/UT-Martin (2K)*	9-16	2-4	8-12	8	28	1	1	1	4	25
11-6/Richmond (2K)*	5-14	1-3	8-10	9	19	2	2	2	1	36
11-15/vs. Oklahoma (2K)*	5-10	2-3	0-0	4	12	1	4	1	0	25
11-16/vs. UConn (2K)*	14-24	2-3	3-3	7	33	0	2	0	0	33
11-20/Arkansas St.*	7-9	0-1	2-3	5	16	2	1	0	0	25
11-27/Austin Peay*	11-15	1-2	0-0	3	23	1	0	0	1	25
12-4/vs. USC (IV)*	4-13	0-2	2-3	7	10	2	4	0	2	37
12-15/vs. Middle Tenn.										
12-19/at Cincinnati										
12-22/Georgetown										
12-29/Arizona										
1-3/Siena										
1-5/Pepperdine										
1-9/East Carolina										
1-12/at Marshall										
1-16/at Rice										
1-19/Southern Miss										
1-23/at Tulsa										
1-26/Gonzaga										
1-30/at Houston										
2-2/UTEP										
2-6/SMU										
2-9/UCF										
2-13/Houston										
2-16/at UAB										
2-20/at Tulane										
2-23/Tennessee										
2-27/Tulsa										
3-1/at Southern Miss										
3-5/at SMU										
3-8/UAB										
3-12/C-USA Tour										
<b>Totals</b>	<b>55-101</b>	<b>8-18</b>	<b>23-31</b>	<b>43</b>	<b>141</b>	<b>9</b>	<b>14</b>	<b>4</b>	<b>8</b>	<b>206</b>
<b>Pct./Avg.</b>	<b>.545</b>	<b>.444</b>	<b>.742</b>	<b>6.1</b>	<b>20.1</b>	<b>1.3</b>	<b>2.0</b>	<b>0.6</b>	<b>1.1</b>	<b>29.4</b>

\* indicates start

#### Career Highs

Points.....	33 vs. UConn (11/16/07)
Rebounds.....	9, two times, last vs. Richmond (11/6/07)
Field Goals Made.....	14 vs. UConn (11/16/07)
Field Goals Attempted.....	24 vs. UConn (11/16/07)
Three-Point Field Goals Made.....	3 vs. Providence (12/10/05)
Three-Point Field Goals Attempted.....	5 vs. Tennessee (12/6/06)
Free Throws Made.....	14 vs. Southern Miss (1/13/07)
Free Throws Attempted.....	17 vs. Southern Miss (1/13/07)
Assists.....	5, two times, last vs. Rice (2/22/07)
Blocks.....	2, six times, last vs. Richmond (11/6/07)
Steals.....	4, four times, last vs. UT-Martin (11/5/07)
Minutes Played.....	37, four times, last vs. Southern Cal (12/4/07)

#### Season Highs

Points.....	33 vs. UConn (11/16/07)
Rebounds.....	9 vs. Richmond (11/6/07)
Field Goals Made.....	14 vs. UConn (11/16/07)
Field Goals Attempted.....	24 vs. UConn (11/16/07)
Three-Point Field Goals Made.....	2, three times, last vs. UConn (11/16/07)
Three-Point Field Goals Attempted.....	4 vs. UT-Martin (11/5/07)
Free Throws Made.....	8, two times, last vs. Richmond (11/6/07)
Free Throws Attempted.....	12 vs. UT-Martin (11/5/07)
Assists.....	2, three times, last vs. Southern Cal (12/4/07)
Blocks.....	2 vs. Richmond (11/6/07)
Steals.....	4 vs. UT-Martin (11/5/07)
Minutes Played.....	37 vs. Southern Cal (12/4/07)

### DOUGLAS-ROBERTS CAREER STATISTICS

Year	GP-GS	Min/Avg	— Total —		— 3-Point —		— Rebounds —			PF-FO	A	TO	B	ST	Pts-Avg		
			FG-A	Pct	FG-A	Pct	FT-A	Pct	Off-Def							Tot	Avg
2005-06	34-25	768/22.6	102-192	.531	9-29	.310	70-94	.745	44-69	113	3.3	65-0	51	68	15	26	283-8.3
2006-07	35-35	930/26.6	194-357	.543	19-58	.328	131-179	.732	37-83	120	3.4	76-1	61	66	16	39	538-15.4
2007-08	7-7	206/29.4	55-101	.545	8-18	.444	23-31	.742	21-22	43	6.1	15-0	9	14	4	8	141-20.1
<b>Total</b>	<b>76-67</b>	<b>1904/25.1</b>	<b>351-650</b>	<b>.540</b>	<b>36-105</b>	<b>.343</b>	<b>224-304</b>	<b>.737</b>	<b>102-174</b>	<b>276</b>	<b>3.6</b>	<b>156-1</b>	<b>121</b>	<b>148</b>	<b>35</b>	<b>73</b>	<b>962-12.7</b>

# Updated • Player • Bios

## #15 • Andre Allen

**5-10 • 205 • Guard • Senior**

**Memphis, Tenn. • Booker T. Washington HS**

- Has played in all seven games
- Second on squad with 23 assists
- Has a 2.3:1 assist-to-turnover ratio for the season
- Averaging 5.3 dimes the last three games
- In last three games, has 3.2:1 assist-to-turnover ratio
- Played only 10 minutes vs. Southern Cal and had one assist
- Had six assists (only one turnover) and one steal vs. Austin Peay
- Dished out a career-high nine assists vs. Arkansas State (compared to only two turnovers)
- Played a season-high 21 minutes vs. Arkansas State
- Had only three points and two assists vs. Richmond, but made his biggest contribution on the defensive end
- Entered the second half with just over 10 minutes left and the Spiders' David Gonzalvez had 22 points
- Took primary defensive role on Gonzalvez the rest of the game and limited him to only three points
- Had five points, three boards and three assists vs. Tennessee-Martin



### 2007-08 Game-By-Game Statistics

Date/Opponent	FG-A	3P-A	FT-A	RB	TP	A	TO	B	S	Min
11-5/UT-Martin (2K)	2-7	1-3	0-0	3	5	3	0	1	1	18
11-6/Richmond (2K)	1-3	0-1	1-2	1	3	2	3	0	1	19
11-15/vs. Oklahoma (2K)	0-4	0-3	0-0	1	0	1	1	0	1	13
11-16/vs. UConn (2K)	1-3	0-1	0-0	0	2	1	1	0	0	11
11-20/Arkansas St.	0-3	0-3	0-0	3	0	9	2	0	1	21
11-27/Austin Peay	0-3	0-3	0-0	0	0	6	1	0	1	17
12-4/vs. USC (IV)	0-1	0-1	0-0	0	0	1	2	0	0	10
12-15/vs. Middle Tenn.										
12-19/at Cincinnati										
12-22/Georgetown										
12-29/Arizona										
1-3/Siena										
1-5/Pepperdine										
1-9/East Carolina										
1-12/at Marshall										
1-16/at Rice										
1-19/Southern Miss										
1-23/at Tulsa										
1-26/Gonzaga										
1-30/at Houston										
2-2/UTEP										
2-6/SMU										
2-9/UCF										
2-13/Houston										
2-16/at UAB										
2-20/at Tulane										
2-23/Tennessee										
2-27/Tulsa										
3-1/at Southern Miss										
3-5/at SMU										
3-8/UAB										
3-12/C-USA Tour.										
<b>Totals</b>	<b>4-24</b>	<b>1-15</b>	<b>1-2</b>	<b>8</b>	<b>10</b>	<b>23</b>	<b>10</b>	<b>1</b>	<b>5</b>	<b>109</b>
<b>Pct./Avg.</b>	<b>.167</b>	<b>.067</b>	<b>.500</b>	<b>1.1</b>	<b>1.4</b>	<b>3.3</b>	<b>1.4</b>	<b>0.1</b>	<b>0.7</b>	<b>15.6</b>

\* indicates start

#### Career Highs

Points.....	15 vs. Arizona (12/20/06)
Rebounds.....	6, two times, last vs. UTEP (3/1/07)
Field Goals Made.....	4, seven times, last vs. Nevada (3/18/07)
Field Goals Attempted.....	11 vs. UTEP (3/1/07)
Three-Point Field Goals Made.....	3, three times, last vs. Arizona (12/20/06)
Three-Point Field Goals Attempted.....	6 vs. UTEP (3/1/07)
Free Throws Made.....	5 vs. Oklahoma (11/20/06)
Free Throws Attempted.....	8 vs. Oklahoma (11/20/06)
Assists.....	9 vs. Arkansas State (11/20/07)
Blocks.....	2 vs. Louisiana Tech (12/20/05)
Steals.....	4 vs. Tulsa (2/1/06)
Minutes Played.....	36 vs. North Texas (3/16/07)

#### Season Highs

Points.....	5 vs. UT-Martin (11/5/07)
Rebounds.....	3, two times, last vs. Arkansas State (11/20/07)
Field Goals Made.....	2 vs. UT-Martin (11/5/07)
Field Goals Attempted.....	7 vs. UT-Martin (11/5/07)
Three-Point Field Goals Made.....	1 vs. UT-Martin (11/5/07)
Three-Point Field Goals Attempted.....	3, three times, last vs. Austin Peay (11/27/07)
Free Throws Made.....	1 vs. Richmond (11/6/07)
Free Throws Attempted.....	2 vs. Richmond (11/6/07)
Assists.....	9 vs. Arkansas State (11/20/07)
Blocks.....	1 vs. UT-Martin (11/5/07)
Steals.....	1, four times, last vs. Austin Peay (11/27/07)
Minutes Played.....	21 vs. Arkansas State (11/20/07)


### ALLEN CAREER STATISTICS

Year	GP-GS	Min/Avg	— Total —		— 3-Point —		— Rebounds —		PF-FO	A	TO	B	ST	Pts-Avg			
			FG-A	Pct	FG-A	Pct	FT-A	Pct							Off-Def	Tot	Avg
2005-06	37-1	579/15.6	54-141	.383	20-56	.357	24-53	.453	15-45	60	1.6	60-1	111	58	6	51	152-4.1
2006-07	36-0	736/20.4	63-188	.335	22-76	.289	43-83	.518	20-52	72	2.0	83-1	109	60	1	47	191-5.3
2007-08	7-0	109/15.6	4-24	.167	1-15	.067	1-2	.500	1-7	8	1.1	11-0	23	10	1	5	10-1.4
<b>Total</b>	<b>80-1</b>	<b>1424/17.8</b>	<b>121-353</b>	<b>.343</b>	<b>43-147</b>	<b>.293</b>	<b>68-138</b>	<b>.493</b>	<b>36-104</b>	<b>140</b>	<b>1.8</b>	<b>154-2</b>	<b>243</b>	<b>128</b>	<b>8</b>	<b>103</b>	<b>353-4.4</b>

# Updated • Player • Bios

## #20 • Doneal Mack

**6-5 • 175 • Guard • Sophomore**  
**Charlotte, N.C. • Statesville Christian (N.C.)**



- Has seen action in all seven games, coming off the bench as one of the team's top reserves
- Second on team with 15 three-pointers
- In games in which he scored double figures, averaging 0.8 points per minute (41 points/54 minutes)
- Posted three points, one board and one assist vs. Southern Cal
- Had 10 points vs. Austin Peay
- Scored a career-high tying 19 points vs. Arkansas State
- Played a season-high 20 minutes vs. the Indians
- Netted 12 points in season opener vs. Tennessee-Martin

### 2007-08 Game-By-Game Statistics

Date/Opponent	FG-A	3P-A	FT-A	RB	TP	A	TO	B	S	Min
11-5/UT-Martin (2K)	4-12	3-8	1-2	1	12	1	1	0	0	16
11-6/Richmond (2K)	3-11	3-10	0-0	1	9	0	1	0	0	16
11-15/vs. Oklahoma (2K)	1-4	1-4	0-0	0	3	1	0	0	1	8
11-16/vs. UConn (2K)	1-1	1-1	0-0	0	3	0	0	0	0	8
11-20/Arkansas St.	6-10	4-8	3-3	2	19	2	1	0	0	20
11-27/Austin Peay	4-9	2-6	0-0	1	10	1	0	1	1	18
12-4/vs. USC (IV)	1-5	1-5	0-0	1	3	1	0	0	0	6
12-15/vs. Middle Tenn.										
12-19/at Cincinnati										
12-22/Georgetown										
12-29/Arizona										
1-3/Siena										
1-5/Pepperdine										
1-9/East Carolina										
1-12/at Marshall										
1-16/at Rice										
1-19/Southern Miss										
1-23/at Tulsa										
1-26/Gonzaga										
1-30/at Houston										
2-2/UTEP										
2-6/SMU										
2-9/UCF										
2-13/Houston										
2-16/at UAB										
2-20/at Tulane										
2-23/Tennessee										
2-27/Tulsa										
3-1/at Southern Miss										
3-5/at SMU										
3-8/UAB										
3-12/C-USA Tour.										
Totals	20-52	15-42	4-5	6	59	6	3	1	2	92
Pct./Avg.	.385	.357	.800	0.9	8.4	0.9	0.4	0.1	0.3	13.1

\* indicates start

#### Career Highs

Points	19, two times, last vs. Arkansas State (11/20/07)
Rebounds	5 vs. Middle Tennessee (12/23/06)
Field Goals Made	7 vs. Marshall (3/8/07)
Field Goals Attempted	12, two times, last vs. UT-Martin (11/5/07)
Three-Point Field Goals Made	5, two times, last vs. Marshall (3/8/07)
Three-Point Field Goals Attempted	10 vs. Richmond (11/6/07)
Free Throws Made	7, two times, last vs. UAB (2/8/07)
Free Throws Attempted	9 vs. East Carolina (1/20/07)
Assists	3, three times, last vs. Tulane (2/10/07)
Blocks	2, two times, last vs. Tulsa (1/24/07)
Steals	3 vs. Tulane (2/10/07)
Minutes Played	23 vs. Tulane (2/10/07)

#### Season Highs

Points	19 vs. Arkansas State (11/20/07)
Rebounds	2 vs. Arkansas State (11/20/07)
Field Goals Made	6 vs. Arkansas State (11/20/07)
Field Goals Attempted	12 vs. UT-Martin (11/5/07)
Three-Point Field Goals Made	4 vs. Arkansas State (11/20/07)
Three-Point Field Goals Attempted	10 vs. Richmond (11/6/07)
Free Throws Made	3 vs. Arkansas State (11/20/07)
Free Throws Attempted	3 vs. Arkansas State (11/20/07)
Assists	2 vs. Arkansas State (11/20/07)
Blocks	1 vs. Austin Peay (11/27/07)
Steals	1, two times, last vs. Austin Peay (11/27/07)
Minutes Played	20 vs. Arkansas State (11/20/07)

### MACK CAREER STATISTICS

Year	GP-GS	Min/Avg	— Total —		— 3-Point —		— Rebounds —		PF-FO	A	TO	B	ST	Pts-Avg			
			FG-A	Pct	FG-A	Pct	FT-A	Pct							Off-Def	Tot	Avg
2006-07	35-3	496/14.2	83-182	.456	47-116	.405	34-48	.708	20-46	66	1.9	56-0	27	22	10	17	247-7.1
2007-08	7-0	92/13.1	20-52	.385	15-42	.357	4-5	.800	0-6	6	0.9	10-0	6	3	1	2	59-8.4
Total	42-3	588/14.0	103-234	.440	62-158	.392	38-53	.717	20-52	72	1.7	66-0	33	25	11	19	306-7.3


# Updated • Player • Bios

## #23 • Derrick Rose

**6-3 • 205 • Guard • Freshman**

**Chicago, Ill. • Simeon Career Academy**

- A 2007-08 Cousy Award candidate
- Has started all seven games
- Leads squad with 30 assists
- Had nine points, 10 boards (season high), four assists and three steals vs. Southern Cal
- Accounted for all eight points (2 hoops/2 assists) in an 8-0 run that turned a 41-46 deficit to a 49-46 lead in a 1:18 span in the second half vs. the Trojans
- Hit game-clinching FT with :07 left in OT vs. Southern Cal
- Posted first collegiate double-double with 19 points and 12 assists vs. Austin Peay
- The 12 assists were a season high
- The 12 assists were the most for a Tiger in a single game since Anfernee Hardaway dished out 14 dimes vs. Georgia State on Jan. 4, 1993
- The double-double of points and assists was the first since Darius Washington Jr. had 22 points and 11 assists vs. Gonzaga on Dec. 27, 2005
- Had four points, six boards and five assists vs. Arkansas State
- Selected to the 2K Sports College Hoops Classic All-Tournament Team
- Averaged 20.5 points and 5.5 boards in two 2K Classic games in New York
- Had 24 points in 2K Classic title game vs. UConn
- Netted a team-high 17 points vs. Oklahoma in 2K Classic semifinal contest
- Named the 2K Sports College Hoops Classic/Memphis Regional MVP
- Averaged 19.0 ppg, 5.5 rpg and 3.0 apg in the two games
- Started the first two games of the season
- Had 17 points, six boards and five assists in collegiate debut
- Netted a team-high 21 points vs. Richmond



### 2007-08 Game-By-Game Statistics

Date/Opponent	FG-A	3P-A	FT-A	RB	TP	A	TO	B	S	Min
11-5/UT-Martin (2K)*	8-16	1-5	0-0	6	17	5	1	2	0	25
11-6/Richmond (2K)*	6-8	2-4	7-10	5	21	1	2	2	2	25
11-15/vs. Oklahoma (2K)*	4-12	1-3	8-12	5	17	3	4	0	2	34
11-16/vs. UConn (2K)*	8-17	0-1	8-10	6	24	0	5	0	0	29
11-20/Arkansas St.*	2-7	0-1	0-0	6	4	5	3	0	0	28
11-27/Austin Peay*	6-8	0-0	7-9	2	19	12	2	0	2	23
12-4/vs. USC (IV)*	3-9	0-1	3-5	10	9	4	5	1	3	39
12-15/vs. Middle Tenn.										
12-19/at Cincinnati										
12-22/Georgetown										
12-29/Arizona										
1-3/Siena										
1-5/Pepperdine										
1-9/East Carolina										
1-12/at Marshall										
1-16/at Rice										
1-19/Southern Miss										
1-23/at Tulsa										
1-26/Gonzaga										
1-30/at Houston										
2-2/UTEP										
2-6/SMU										
2-9/UCF										
2-13/Houston										
2-16/at UAB										
2-20/at Tulane										
2-23/Tennessee										
2-27/Tulsa										
3-1/at Southern Miss										
3-5/at SMU										
3-8/UAB										
3-12/C-USA Tour.										
<b>Totals</b>	<b>37-77</b>	<b>4-15</b>	<b>33-46</b>	<b>40</b>	<b>111</b>	<b>30</b>	<b>22</b>	<b>5</b>	<b>9</b>	<b>203</b>
<b>Pct./Avg.</b>	<b>.481</b>	<b>.267</b>	<b>.717</b>	<b>5.7</b>	<b>15.9</b>	<b>4.3</b>	<b>3.1</b>	<b>0.7</b>	<b>1.3</b>	<b>29.0</b>

\* indicates start

#### Career Highs

Points.....	24 vs. UConn (11/16/07)
Rebounds.....	10 vs. Southern Cal (12/4/07)
Field Goals Made.....	8, two times, last vs. UConn (11/16/07)
Field Goals Attempted.....	17 vs. UConn (11/16/07)
Three-Point Field Goals Made.....	2 vs. Richmond (11/6/07)
Three-Point Field Goals Attempted.....	5 vs. UT-Martin (11/5/07)
Free Throws Made.....	8, two times, last vs. UConn (11/16/07)
Free Throws Attempted.....	12 vs. Oklahoma (11/15/07)
Assists.....	12 vs. Austin Peay (11/27/07)
Blocks.....	2, two times, last vs. Richmond (11/6/07)
Steals.....	3 vs. Southern Cal (12/4/07)
Minutes Played.....	39 vs. Southern Cal (12/4/07)

#### Season Highs

Points.....	24 vs. UConn (11/16/07)
Rebounds.....	10 vs. Southern Cal (12/4/07)
Field Goals Made.....	8, two times, last vs. UConn (11/16/07)
Field Goals Attempted.....	17 vs. UConn (11/16/07)
Three-Point Field Goals Made.....	2 vs. Richmond (11/6/07)
Three-Point Field Goals Attempted.....	5 vs. UT-Martin (11/5/07)
Free Throws Made.....	8, two times, last vs. UConn (11/16/07)
Free Throws Attempted.....	12 vs. Oklahoma (11/15/07)
Assists.....	12 vs. Austin Peay (11/27/07)
Blocks.....	2, two times, last vs. Richmond (11/6/07)
Steals.....	3 vs. Southern Cal (12/4/07)
Minutes Played.....	39 vs. Southern Cal (12/4/07)


### ROSE CAREER STATISTICS

Year	GP-GS	Min/Avg	— Total —		— 3-Point —		— Rebounds —			PF-FO	A	TO	B	ST	Pts-Avg		
			FG-A	Pct	FG-A	Pct	FT-A	Pct	Off-Def							Tot	Avg
2007-08	7-7	203/29.0	37-77	.481	4-15	.267	33-46	.717	11-29	40	5.7	15-0	30	22	5	9	111-15.9

# Updated • Player • Bios

## #31 • Chance McGrady

**6-2 • 180 • Guard • Junior**  
**Auburndale, Fla. • Dr. Phillips HS**



- Has seen action in three games
- Scored first collegiate basket vs. Austin Peay
- Had two points and one assist vs. the Governors
- The two points were a career best
- Dished out one assist vs. Arkansas State
- Tied career highs with one rebound and two free throw attempts vs. Tennessee-Martin

### 2007-08 Game-By-Game Statistics

Date/Opponent	FG-A	3P-A	FT-A	RB	TP	A	TO	B	S	Min
11-5/UT-Martin (2K)	0-0	0-0	0-2	1	0	0	1	0	1	3
11-6/Richmond (2K)	— DNP —									
11-15/vs. Oklahoma (2K)	— DNP —									
11-16/vs. UConn (2K)	— DNP —									
11-20/Arkansas St.	0-0	0-0	0-0	0	0	1	0	0	0	3
11-27/Austin Peay	1-1	0-0	0-0	0	2	1	0	0	0	2
12-4/vs. USC (IV)	— DNP —									
12-15/vs. Middle Tenn.	—									
12-19/at Cincinnati	—									
12-22/Georgetown	—									
12-29/Arizona	—									
1-3/Siena	—									
1-5/Pepperdine	—									
1-9/East Carolina	—									
1-12/at Marshall	—									
1-16/at Rice	—									
1-19/Southern Miss	—									
1-23/at Tulsa	—									
1-26/Gonzaga	—									
1-30/at Houston	—									
2-2/UTEP	—									
2-6/SMU	—									
2-9/UCF	—									
2-13/Houston	—									
2-16/at UAB	—									
2-20/at Tulane	—									
2-23/Tennessee	—									
2-27/Tulsa	—									
3-1/at Southern Miss	—									
3-5/at SMU	—									
3-8/UAB	—									
3-12/C-USA Tour.	—									
<b>Totals</b>	<b>1-1</b>	<b>0-0</b>	<b>0-2</b>	<b>1</b>	<b>2</b>	<b>2</b>	<b>1</b>	<b>0</b>	<b>1</b>	<b>8</b>
<b>Pct./Avg.</b>	<b>1.000</b>	<b>.000</b>	<b>.000</b>	<b>0.3</b>	<b>0.7</b>	<b>0.7</b>	<b>0.3</b>	<b>0.0</b>	<b>0.3</b>	<b>2.7</b>

\* indicates start

#### Career Highs

Points.....	2 vs. Austin Peay (11/27/07)
Rebounds.....	1, four times, last vs. UT-Martin (11/5/07)
Field Goals Made.....	1 vs. Austin Peay (11/27/07)
Field Goals Attempted.....	1, three times, last vs. Rice (11/27/07)
Three-Point Field Goals Made.....	None
Three-Point Field Goals Attempted.....	None
Free Throws Made.....	1 vs. Tulane (2/10/07)
Free Throws Attempted.....	2, two times, last vs. UT-Martin (11/5/07)
Assists.....	2 vs. Jackson State (11/16/06)
Blocks.....	None
Steals.....	1 vs. UT-Martin (11/5/07)
Minutes Played.....	4 vs. Tulane (2/10/07)

#### Season Highs

Points.....	2 vs. Austin Peay (11/27/07)
Rebounds.....	1 vs. UT-Martin (11/5/07)
Field Goals Made.....	1 vs. Austin Peay (11/27/07)
Field Goals Attempted.....	1 vs. Austin Peay (11/27/07)
Three-Point Field Goals Made.....	None
Three-Point Field Goals Attempted.....	None
Free Throws Made.....	None
Free Throws Attempted.....	2 vs. UT-Martin (11/5/07)
Assists.....	1, two times, last vs. Austin Peay (11/27/07)
Blocks.....	None
Steals.....	1 vs. UT-Martin (11/5/07)
Minutes Played.....	3, two times, last vs. Arkansas State (11/20/07)


### MCGRADY CAREER STATISTICS

Year	GP-GS	Min/Avg	— Total —		— 3-Point —		— Rebounds —			PF-FO	A	TO	B	ST	Pts-Avg		
			FG-A	Pct	FG-A	Pct	FT-A	Pct	Off-Def							Tot	Avg
2005-06	11-0	16/1.5	0-0	.000	0-0	.000	0-0	.000	0-2	2	0.2	0-0	2	1	0	0	0-0.0
2006-07	10-0	20/2.0	0-2	.000	0-0	.000	1-2	.500	0-1	1	0.1	3-0	3	0	0	0	1-0.1
2007-08	3-0	8/2.7	1-1	1.000	0-0	.000	0-2	.000	0-1	1	0.3	0-0	2	1	0	1	2-0.7
<b>Total</b>	<b>24-0</b>	<b>44/1.8</b>	<b>1-3</b>	<b>.333</b>	<b>0-0</b>	<b>.000</b>	<b>1-4</b>	<b>.250</b>	<b>0-4</b>	<b>4</b>	<b>0.2</b>	<b>3-0</b>	<b>7</b>	<b>2</b>	<b>0</b>	<b>1</b>	<b>3-0.1</b>

# Updated • Player • Bios

## #32 • Jeff Robinson

**6-5 • 218 • Guard • Freshman**  
**Trenton, N.J. • St. Patrick HS**



- Has played in four games
- Had two points, four rebounds and two steals vs. Austin Peay
- Played a season-high 22 minutes vs. the Governors
- The four boards and two steals were season highs
- Scored five points and added one board and one assist vs. Arkansas State
- Hit first collegiate trey vs. the Indians
- Scored first collegiate point vs. UConn in 2K Classic championship game (1-2 FT)
- Saw action vs. Tennessee-Martin
- Grabbed two boards vs. the Skyhawks

### 2007-08 Game-By-Game Statistics

Date/Opponent	FG-A	3P-A	FT-A	RB	TP	A	TO	B	S	Min
11-5/UT-Martin (2K)	0-2	0-1	0-0	2	0	0	0	1	0	10
11-6/Richmond (2K)	— DNP —									
11-15/vs. Oklahoma (2K)	— DNP —									
11-16/vs. UConn (2K)	0-1	0-1	1-2	0	1	0	0	0	0	5
11-20/Arkansas St.	2-5	1-4	0-0	1	5	1	0	0	0	13
11-27/Austin Peay	1-2	0-1	0-1	4	2	0	4	0	2	22
12-4/vs. USC (JV)	— DNP —									
12-15/vs. Middle Tenn.	— DNP —									
12-19/at Cincinnati	— DNP —									
12-22/Georgetown	— DNP —									
12-29/Arizona	— DNP —									
1-3/Siena	— DNP —									
1-5/Pepperdine	— DNP —									
1-9/East Carolina	— DNP —									
1-12/at Marshall	— DNP —									
1-16/at Rice	— DNP —									
1-19/Southern Miss	— DNP —									
1-23/at Tulsa	— DNP —									
1-26/Gonzaga	— DNP —									
1-30/at Houston	— DNP —									
2-2/UTEP	— DNP —									
2-6/SMU	— DNP —									
2-9/UCF	— DNP —									
2-13/Houston	— DNP —									
2-16/at UAB	— DNP —									
2-20/at Tulane	— DNP —									
2-23/Tennessee	— DNP —									
2-27/Tulsa	— DNP —									
3-1/at Southern Miss	— DNP —									
3-5/at SMU	— DNP —									
3-8/UAB	— DNP —									
3-12/C-USA Tour	— DNP —									
<b>Totals</b>	<b>3-10</b>	<b>1-7</b>	<b>1-3</b>	<b>7</b>	<b>8</b>	<b>1</b>	<b>4</b>	<b>1</b>	<b>2</b>	<b>50</b>
<b>Pct./Avg.</b>	<b>.300</b>	<b>.143</b>	<b>.333</b>	<b>1.8</b>	<b>2.0</b>	<b>0.3</b>	<b>1.0</b>	<b>0.3</b>	<b>0.5</b>	<b>12.5</b>

\* indicates start

#### Career Highs

Points.....	5 vs. Arkansas State (11/20/07)
Rebounds.....	4 vs. Austin Peay (11/27/07)
Field Goals Made.....	2 vs. Arkansas State (11/20/07)
Field Goals Attempted.....	5 vs. Arkansas State (11/20/07)
Three-Point Field Goals Made.....	1 vs. Arkansas State (11/20/07)
Three-Point Field Goals Attempted.....	4 vs. Arkansas State (11/20/07)
Free Throws Made.....	1 vs. UConn (11/16/07)
Free Throws Attempted.....	2 vs. UConn (11/16/07)
Assists.....	1 vs. Arkansas State (11/20/07)
Blocks.....	1 vs. UT-Martin (11/5/07)
Steals.....	2 vs. Austin Peay (11/27/07)
Minutes Played.....	22 vs. Austin Peay (11/27/07)

#### Season Highs

Points.....	5 vs. Arkansas State (11/20/07)
Rebounds.....	4 vs. Austin Peay (11/27/07)
Field Goals Made.....	2 vs. Arkansas State (11/20/07)
Field Goals Attempted.....	5 vs. Arkansas State (11/20/07)
Three-Point Field Goals Made.....	1 vs. Arkansas State (11/20/07)
Three-Point Field Goals Attempted.....	4 vs. Arkansas State (11/20/07)
Free Throws Made.....	1 vs. UConn (11/16/07)
Free Throws Attempted.....	2 vs. UConn (11/16/07)
Assists.....	1 vs. Arkansas State (11/20/07)
Blocks.....	1 vs. UT-Martin (11/5/07)
Steals.....	2 vs. Austin Peay (11/27/07)
Minutes Played.....	22 vs. Austin Peay (11/27/07)

### ROBINSON CAREER STATISTICS

Year	GP-GS	Min/Avg	— Total —		— 3-Point —		— Rebounds —			PF-FO	A	TO	B	ST	Pts-Avg		
			FG-A	Pct	FG-A	Pct	FT-A	Pct	Off-Def							Tot	Avg
2007-08	4-0	50/12.5	3-10	.300	1-7	.143	1-3	.333	2-5	7	1.8	9-0	1	4	1	2	8-2.0

# Updated • Player • Bios

## #35 • Hashim Bailey

**6-10 • 273 • Forward/Center • Sophomore**  
**Paterson, N.J. • The Patterson School (N.C.)**

- Has played in three games
- Scored two points and grabbed one rebound vs. Arkansas State
- Played one minute vs. UConn in 2K Classic title game
- Saw action vs. Tennessee-Martin
- Played five minutes vs. the Skyhawks



### 2007-08 Game-By-Game Statistics

Date/Opponent	FG-A	3P-A	FT-A	RB	TP	A	TO	B	S	Min
11-5/UT-Martin (2K)	0-0	0-0	0-0	0	0	0	0	0	0	5
11-6/Richmond (2K)			— DNP —							
11-15/vs. Oklahoma (2K)			— DNP —							
11-16/vs. UConn (2K)	0-0	0-0	0-0	0	0	0	0	0	0	1
11-20/Arkansas St.	1-1	0-0	0-2	1	2	0	0	0	0	4
11-27/Austin Peay			— DNP —							
12-4/vs. USC (JV)			— DNP —							
12-15/vs. Middle Tenn.										
12-19/at Cincinnati										
12-22/Georgetown										
12-29/Arizona										
1-3/Siena										
1-5/Pepperdine										
1-9/East Carolina										
1-12/at Marshall										
1-16/at Rice										
1-19/Southern Miss										
1-23/at Tulsa										
1-26/Gonzaga										
1-30/at Houston										
2-2/UTEP										
2-6/SMU										
2-9/UCF										
2-13/Houston										
2-16/at UAB										
2-20/at Tulane										
2-23/Tennessee										
2-27/Tulsa										
3-1/at Southern Miss										
3-5/at SMU										
3-8/UAB										
3-12/C-USA Tour										
<b>Totals</b>	<b>1-1</b>	<b>0-0</b>	<b>0-2</b>	<b>1</b>	<b>2</b>	<b>0</b>	<b>0</b>	<b>0</b>	<b>0</b>	<b>10</b>
<b>Pct./Avg.</b>	<b>1.000</b>	<b>.000</b>	<b>.000</b>	<b>0.3</b>	<b>0.7</b>	<b>0.0</b>	<b>0.0</b>	<b>0.0</b>	<b>0.0</b>	<b>3.3</b>

\* indicates start

#### Career Highs

Points.....	6 vs. Tulane (2/10/07)
Rebounds.....	2, two times, last vs. Marshall (12/4/06)
Field Goals Made.....	2 vs. Tulane (2/10/07)
Field Goals Attempted.....	2 vs. Tulane (2/10/07)
Three-Point Field Goals Made.....	None
Three-Point Field Goals Attempted.....	None
Free Throws Made.....	2 vs. Tulane (2/10/07)
Free Throws Attempted.....	2, three times, last vs. Arkansas State (11/20/07)
Assists.....	None
Blocks.....	1, two times, last vs. Marshall (12/4/06)
Steals.....	1 vs. Kentucky (11/22/06)
Minutes Played.....	7 vs. Arkansas State (11/29/06)

#### Season Highs

Points.....	2 vs. Arkansas State (11/20/07)
Rebounds.....	1 vs. Arkansas State (11/20/07)
Field Goals Made.....	1 vs. Arkansas State (11/20/07)
Field Goals Attempted.....	1 vs. Arkansas State (11/20/07)
Three-Point Field Goals Made.....	None
Three-Point Field Goals Attempted.....	None
Free Throws Made.....	None
Free Throws Attempted.....	2 vs. Arkansas State (11/20/07)
Assists.....	None
Blocks.....	None
Steals.....	None
Minutes Played.....	5 vs. UT-Martin (11/5/07)

### BAILEY CAREER STATISTICS

Year	GP-GS	Min/Avg	— Total —		— 3-Point —		— Rebounds —			PF-FO	A	TO	B	ST	Pts-Avg		
			FG-A	Pct	FG-A	Pct	Off-Def	Tot	Avg								
2006-07	9-0	28/3.1	4-5	.800	0-0	.000	2-4	.500	4-4	8	0.9	9-0	0	2	2	1	10-1.1
2007-08	3-0	10/3.3	1-1	1.000	0-0	.000	0-0	.000	1-0	1	0.3	4-0	0	0	0	0	2-0.7
<b>Total</b>	<b>12-0</b>	<b>38/3.2</b>	<b>5-6</b>	<b>.833</b>	<b>0-0</b>	<b>.000</b>	<b>2-4</b>	<b>.500</b>	<b>5-4</b>	<b>9</b>	<b>0.8</b>	<b>13-0</b>	<b>0</b>	<b>2</b>	<b>2</b>	<b>1</b>	<b>12-1.0</b>