



2009

# Memphis Tiger Basketball

2010

## Game #8

**Memphis (6-1)**

vs.

**Arkansas-Little Rock (4-5)**

Saturday, Dec. 12 • 2 pm CT

Verizon Arena • N. Little Rock, Ark.

### By The Numbers...

110

• The number of wins by the 2009-10 senior class, 4th-most in school history; will tie for 3rd with next win

20

• **Elliot Williams** has a string of six-straight 20-point games; tied for 2nd-longest streak since 1989-90

'08

• The Tigers began their 2008 NCAA tourney run in North Little Rock at Verizon Arena (formerly Alltel Arena)

4-1

• Since WWII, Memphis has a 4-1 record in games played in Little Rock/North Little Rock

### Media Relations Info

Contact.....Lamar Chance  
Office .....901-678-2349  
Cell.....901-734-9949  
Home .....901-465-4247  
Email .....lchance1@memphis.edu  
Mailing/Overnight Address.....  
203 Athletic Office Building  
570 Normal St.  
Memphis, TN 38152

### Tigers On TV/Radio/Web

Television: None

Radio: WREC 600 AM (Dave Woloshin, play-by-play; Matt Dillon, color analyst; Forrest Goodman, studio host)

Web: None

### TIGERS TRAVEL TO NORTH LITTLE ROCK FOR SATURDAY SHOWDOWN WITH UALR

The University of Memphis squad (6-1, 0-0 C-USA) takes to the road for the first time in nearly a month when it travels to North Little Rock, Ark., to meet Arkansas-Little Rock (4-5, 0-0 Sun Belt) on Saturday, Dec. 12. Game time is 2 p.m. (CT) at Verizon Arena.

Since a narrow 57-55 setback to No. 1/1 Kansas in St. Louis on Nov. 17, the Tigers have won five straight — all coming at FedExForum — with victories over Tennessee Tech 92-59, Central Arkansas 81-49, Oakland 77-46, Arkansas State 74-55 and Montana State 76-51. The Kansas, Tennessee Tech, Central Arkansas and Oakland games were part of the 2009 Hall of Fame Showcase.

Memphis, picked to finish between second and fourth in Conference USA in most preseason polls, returns only one starter and six letterwinners from last year's squad that won 33 games (33-4 record) and advanced to the NCAA Tournament West Region semifinal (Sweet Sixteen). En route to the Sweet Sixteen, the Tigers swept the Conference USA regular season and tournament crowns.

Arkansas-Little Rock brings a 4-5 overall record into Saturday's showdown. The Trojans,

### Schedule-Results (6-1, 0-0 C-USA)

#### November

13	JACKSON STATE.....	82-53, W
	Hall of Fame Showcase, Nov. 17-30	
17	vs. #1/1 Kansas (Saint Louis, Mo./ESPN)...	55-57, L
20	TENNESSEE TECH.....	92-59, W
24	CENTRAL ARKANSAS (WKNO; TD).....	81-49, W
30	OAKLAND (WKNO; TD).....	77-46, W

#### December

5	ARKANSAS STATE (WKNO; TD).....	74-55, W
9	MONTANA STATE (WKNO).....	76-51, W
12	vs. Arkansas-Little Rock.....	2 pm
	(Verizon Arena, N. Little Rock, Ark.)	
19	vs. UMass (ESPN2).....	5 pm
	(TD Banknorth Arena; Boston, Mass.)	
22	SOUTHEAST MISSOURI STATE.....	12 PM
28	IUPUI.....	12 PM
31	TENNESSEE (ESPN2).....	3 PM

#### January

3	HOUSTON BAPTIST.....	2 PM
6	at Syracuse (ESPN2).....	6 pm
9	at Southern Miss* (CSS).....	7 pm
13	EAST CAROLINA* (CSS).....	6 PM
16	at Rice* (CSS).....	7 pm
20	UTEP* (CBS C).....	7 PM
23	HOUSTON* (ESPN2).....	7 PM
27	at Marshall* (CBS C).....	7 pm
30	at SMU* (WKNO).....	2 pm

#### February

3	UAB* (CBS C).....	7 PM
6	GONZAGA (ESPN2).....	3 PM
10	UCF* (CSS).....	6 PM
13	at Tulsa* (ESPN2).....	6 pm
17	at Tulane* (CSS).....	6 pm
20	SMU* (WKNO).....	7 PM
24	at Houston* (CSS).....	6 pm
27	SOUTHERN MISS* (CBS C).....	7 PM

#### March

3	at UAB* (CSS).....	6 pm
6	Tulsa* (CBS C).....	12 pm
10-13	C-USA Tournament (Tulsa, Okla.)	

Home games in bold SMALL CAPS \*C-USA Game

### Probable Starters/Top Reserves vs. Arkansas-Little Rock (Based on previous game starters)

Memphis Starters	No.	Name	Pos	Yr	Ht/Wt	PPG	RPG	Hometown	
	10	Will Coleman	F	Jr.	6-9/250	8.6	7.0	Columbus, Ga.	
	3	Roburt Sallie	G	Jr.	6-5/196	9.7	3.7	Sacramento, Calif.	
	5	Willie Kemp	G	Sr.	6-2/184	7.9	4.3apg	Bolivar, Tenn.	
	15	Elliot Williams	G	So.	6-5/180	20.7	4.3	Memphis, Tenn.	
	20	Doneal Mack	G	Sr.	6-5/187	8.9	1.4	Charlotte, N.C.	
	— Reserves —								
	1	Pierre Henderson-Niles	F	Sr.	6-8/270	4.4	6.4	Memphis, Tenn.	
	11	Wesley Witherspoon	F	So.	6-9/210	9.0	4.0	Atlanta, Ga.	
	30	D.J. Stephens	F	Fr.	6-5/170	2.9	2.0	Killeen, Texas	

UALR Starters	No.	Name	Pos	Yr	Ht/Wt	PPG	RPG	Hometown	
	32	Mike Smith	F	Sr.	6-7/266	7.3	6.0	Jacksonville, Ark.	
	33	Derrick Bails	F	Jr.	6-9/267	5.4	3.4	Ripley, Miss.	
	11	Lionel Foster	G	So.	6-1/191	1.7	3.2	Houston, Texas	
	21	Alex Garcia-Mendoza	G	Jr.	6-3/205	9.1	5.7	El Fuerte, Mexico	
	22	Solomon Bozeman	G	Jr.	6-0/188	14.7	4.6apg	Magnolia, Ark.	
	— Reserves —								
	20	Matt Mouzy	G	Jr.	6-0/178	11.3	2.0	Jonesboro, Ark.	
	23	Ricky Davison	G	Jr.	6-2/198	6.0	1.2	Fort Depost, Ala.	
	24	Wayne Burton	F	Sr.	6-8/237	3.8	2.4	New Orleans, La.	

### National Polls

*Associated Press*  
(Dec. 7)

1.	<i>Kansas (62)</i> .....	7-0
2.	Texas (1).....	6-0
3.	Villanova (1).....	8-0
4.	Kentucky.....	8-0
5.	Purdue.....	7-0
6.	West Virginia.....	5-0
7.	<i>Syracuse (1)</i> .....	8-0
8.	Duke.....	7-1
9.	<i>Tennessee</i> .....	6-1
10.	Florida.....	8-0
11.	North Carolina.....	7-2
12.	Michigan State.....	6-2
13.	Ohio State.....	7-1
14.	Connecticut.....	6-1
15.	Georgetown.....	6-0
16.	Texas A&M.....	7-1
17.	Washington.....	6-1
18.	UNLV.....	7-0
19.	Cincinnati.....	5-1
20.	Wisconsin.....	6-1
21.	<i>Gonzaga</i> .....	6-2
22.	Butler.....	6-2
23.	Texas Tech.....	8-0
24.	Georgia Tech.....	6-1
25.	Ole Miss.....	7-1

**ARV: #26 Memphis, #51 Tulsa, #54 UAB**

*ESPN/USA Today Coaches*  
(Dec. 7)

1.	<i>Kansas (31)</i> .....	7-0
2.	Texas.....	6-0
3.	Villanova.....	8-0
4.	Kentucky.....	8-0
5.	Purdue.....	7-0
6.	<i>Syracuse</i> .....	8-0
7.	West Virginia.....	5-0
8.	Duke.....	7-1
9.	<i>Tennessee</i> .....	6-1
10.	North Carolina.....	7-2
11.	Florida.....	8-0
12.	Connecticut.....	6-1
13.	Georgetown.....	6-0
14.	Michigan State.....	6-2
15.	Ohio State.....	7-1
16.	Washington.....	6-1
17.	UNLV.....	7-0
18.	Texas A&M.....	7-1
19.	Cincinnati.....	5-1
20.	Butler.....	6-2
21.	Georgia Tech.....	6-1
22.	<i>Gonzaga</i> .....	6-2
23.	Wisconsin.....	6-1
24.	Vanderbilt.....	6-1
24.	Clemson.....	7-2

**ARV: #34 Memphis, #42 Tulsa**

\* *Tiger opponents in italics*

### Memphis-UALR Series Information

**Overall series** .....Memphis leads 3-0  
**Gms played in N. Little Rock** .....First in 2009-10  
**Last meeting** ..... Dec. 17, 2008  
 ..... UofM 59, UALR 51  
 ..... FedExForum/Memphis  
 .....(see recap and boxscore on page 7)  
**Last Memphis win** ..... Dec. 17, 2008  
 ..... UofM 59, UALR 51  
 ..... FedExForum/Memphis

picked to finish fourth in the Sun Belt West Division preseason poll, have won three of their last four with victories over Cal Poly 71-62, Oral Roberts 73-68 and Lyon College 78-69. The lone setback in that stretch was a 75-62 home loss to Missouri State.

#### SCOUTING THE TROJANS

Arkansas-Little Rock brings a 4-5 overall record into Saturday's showdown. The Trojans, picked to finish fourth in the Sun Belt West Division preseason poll, have won three of their last four with victories over Cal Poly 71-62, Oral Roberts 73-68 and Lyon College 78-69. The lone setback in that stretch was a 75-62 home loss to Missouri State.



Junior transfer Solomon Bozeman leads the Trojan offense with a 14.7 scoring average. Matt Mouzy is the squad's only other double figure scorer at 11.3 ppg. Senior Mike Smith leads UALR on the glass with a 6.0 rebounding average, followed by Alex Garcia-Mendoza at 5.7 rpg. Bozeman also leads the squad with 41 assists (4.6 apg). Bozeman (41.5 percent) and Mouzy (40.8 percent) are the Tro-

### Memphis-UALR Statistical Comparison

Statistic	U of M	UALR
Record	6-1	4-5
RPI (as of 12/11)	-	-
Sagarin (as of 12/11)	-	-
Scoring Offense	76.7	69.3
Scoring Defense	52.9	71.9
Scoring Margin	+23.8	-2.6
Free Throw Percentage	.610	.691
Field Goal Percentage	.466	.454
Field Goal Pct. Defense	.382	.452
3-Point Field Goal Pct.	.331	.396
3-Point FG Pct. Defense	.292	.332
Rebounding Offense	36.9	33.3
Rebounding Defense	33.1	32.6
Rebounding Margin	+3.8	+0.7
Blocked Shots	6.3	2.3
Assists	13.4	14.6
Steals	11.1	5.6

jans' top threats from the three-point arc.

UALR is shooting 45.4 percent from the floor, 39.6 percent from the three-point line and 69.1 percent from the charity stripe. The Trojans are out-rebounding their opponents by an average margin of +0.7 boards per contest (33.3-32.6).

#### PASTNER IN FIRST YEAR AT HELM OF TIGER PROGRAM

**Josh Pastner** (Arizona, 1998) is in his first season as the head coach of the University of Memphis basketball program. The Kingwood, Texas, native was hired Apr. 7, 2009, after serving the 2008-09 season as an assistant on the Tiger staff.

Pastner has a 6-1 record at Memphis. He won his head coaching debut Nov. 13 with an 82-53 victory. He suffered his first coaching loss in a narrow 57-55 setback to No. 1/1 Kansas Nov. 17.

Prior to joining the Memphis basketball family

### Tiger Tracking

#### Following Memphis In The Polls

	PS	N-16	N-23	N-30	D-7	D-14	D-21	D-28	J-4	J-11	J-18
AP	—	—	ARV	ARV	ARV						
Coaches	ARV	ARV	ARV	ARV	ARV						

	J-25	F-1	F-8	F-15	F-22	M-1	M-8	M-15	PT
AP									
Coaches									

PS — preseason ranking; PT — post-tournament ranking

### Tiger Record With Starters

Record	Games	Starters
1-0	UCA	Coleman, Kemp, Mack, Stephens, Williams
4-0	TTU, OU, ASU, MSU	Coleman, Kemp, Mack, Sallie, Williams
0-1	KU	H.-Niles, Kemp, Mack, Sallie, Williams
1-0	JSU	H.-Niles, Kemp, Sallie, Williams, Witherspoon

**2009-10 Memphis Numerical Roster**

No.	Name	Pos	Ht	Wt	Yr	Hometown/High School/Last School
1	Pierre Henderson-Niles	F	6-8	270	Sr.	Memphis, Tenn./Ridgeway HS/ The Patterson School (N.C.)
2	James Harvey Jr.	G/F	6-2	200	Jr.	Memphis, Tenn./Germantown HS/ Southeastern C.C. (Iowa)
3	Roburt Sallie	G	6-5	196	Jr.	Sacramento, Calif./Sacramento Valley HS/ Laurinburg Prep (N.C.)/The Patterson School (N.C.)/City Coll. of San Francisco
5	Willie Kemp	G	6-2	184	Sr.	Bolivar, Tenn./Bolivar Central HS
10	Will Coleman	F	6-9	250	Jr.	Columbus, Ga./Glennwood HS/ Miami Dade College
11	Wesley Witherspoon	F/G	6-9	210	So.	Atlanta, Ga./Berkmar HS
12	Drew Barham	G/F	6-7	180	Fr.	Cordova, Tenn./Christian Brothers HS
14	Charles Holt	G	6-0	170	Fr.	Jackson, Tenn./Liberty Tech
15	Elliot Williams	G	6-5	180	So.	Memphis, Tenn./St. George's Independent School/Duke University
20	Doneal Mack	G	6-5	187	Sr.	Charlotte, N.C./Statesville Christian School (N.C.)
30	D.J. Stephens	G	6-5	170	Fr.	Killeen, Texas/Harker Heights HS
31	Preston Laird	G	6-2	182	So.	Memphis, Tenn./Germantown HS
32	Malik Thomas	G/F	6-4	195	Fr.	Forestville, Md./Largo HS
35	Tyler Foster	G/F	6-5	185	Fr.	Albany, N.Y./The Albany Academy
41	Angel Garcia	F	6-11	245	So.	Toa Baja, Puerto Rico/East Chicago Central HS (Ind.)
54	Aaron Jacques	F	6-6	200	Sr.	Bartlett, Tenn./Bolton HS/Bethel College

**Pronunciation Guide**

Josh **PASTNER** ..... PASS - ner  
 Drew **BARHAM** ..... BAR - um  
**MALIK** Thomas ..... muh - LEEK  
**DONEAL** Mack ..... DON - nell  
 D.J. **STEPHENS** ..... STEF - fens  
 Aaron **JACQUES** ..... jay - KWEEZ

for the 2008-09 season, Pastner spent the previous 12 years of his college basketball life at Arizona as a player, staff member and assistant coach. While in Tucson, Pastner was a member of Wildcat squads

that made 12-straight NCAA Tournament appearances and posted a 290-103 record (1997-2008). Pastner was a player on the 1996-97 Arizona team that won the NCAA title.

**Williams Named C-USA Rookie of the Week Nov. 30-Dec. 6**

Elliot Williams was named the Conference USA Rookie of the Week, the league office announced Dec. 7. It was the second time this season that Williams has received the weekly honor.

Only first-year players – freshmen, transfers and red-shirts – are eligible for the C-USA Rookie of the Week honor.

In the Tigers' two games last week, Williams averaged 20.0 points, 3.0 rebounds and 2.0 assists. The 6-foot-5 guard also shot 58.3 percent from the floor and 71.4 percent from the free throw line.

He scored 20 points in both victories over Oakland and Arkansas State, extending his streak to five-straight contests in which he scored 20 or more points. His streak is the second-longest of its kind for a Memphis player since the 1999-2000 season, trailing Sean Banks' string of six-consecutive, 20-point outings to close the 2003-04 regular season.

Against Arkansas State Dec. 5, Williams scored 20 points and grabbed four rebounds. The Memphis, Tenn., native netted five points in a key 15-4 first-half run to cut an Arkansas State 22-9 lead to 26-24 with 3:33 left before intermission. In the second half, Williams scored the basket that gave the Tigers the lead for good at 40-39. The lead was also Memphis' first of the game. Midway through the second half, Williams added a thunderous dunk to push the Tigers' lead to double digits at 52-41 with 9:39 left in the contest.

In the victory over Oakland Nov. 30, Williams had 20 points, two rebounds and three steals. He netted 11 of his 20 points in the first half to help the Tigers take a 31-17 halftime advantage. Williams scored his final basket of the contest on a spectacular 360-degree dunk at the 6:11 mark of the second half.

**MEMPHIS VS. THE SUN BELT**

The Tigers have an all-time record of 114-58 (.663 winning percentage) against current members of the Sun Belt Conference. Memphis has played Arkansas-Little Rock (3-0), Arkansas State (31-28), Florida Atlantic (1-0), Florida International (1-0), Louisiana-Lafayette (8-1), Louisiana-Monroe (10-0), Middle Tennessee State (27-14), New Orleans (8-0), North Texas (16-6), South Alabama (1-0) and Western Kentucky (8-9). The Tigers have never played Denver and Troy.

The last time the Tigers faced a Sun Belt foe was last Saturday (Dec. 5) when they hosted Arkansas State at FedExForum. Memphis posted a 74-55 victory over the Red Wolves.

The last time Memphis dropped a game to a Sun Belt Conference opponent came in the 1999-2000 campaign. The Tigers lost 84-72 at Arkansas State on Dec. 16, 1999.

**NORTH LITTLE ROCK MEMORIES**

Please forgive Tiger Nation if it gets a little nostalgic this Saturday when Memphis plays Arkansas-Little Rock in North Little Rock. You see, Verizon Arena (formerly Alltel Arena) in North Little Rock is the place where the Tigers began their magical ride to the 2008 NCAA Tournament title game.

In the 2008 NCAA Tournament, the Tigers played the first two rounds at Verizon Arena in North Little Rock on Mar. 21 and 23, 2008. The Tigers defeated Texas-Arlington and Mississippi State to

**MEMPHIS MEDIA RELATIONS**

**Office Address** 203 Athletic Office Bldg.  
570 Normal St.  
Memphis, TN 38152  
**Office Phone** 901-678-2337  
**Fax** 901-678-4134

**STAFF**

Jennifer Rodrigues, MRD .....  
jimpowers@memphis.edu  
**Lamar Chance, Asst. MRD/MBB Contact.....**  
**lchance1@memphis.edu**  
 Tammy DeGross, Asst. MRD/WBB Contact ...  
tdegroff@memphis.edu  
 Jason Redd, Asst. MRD .....  
jredd@memphis.edu  
 Brandon Kolditz, Asst. MRD .....  
wkolditz@memphis.edu  
 Martha Woods, Secretary .....  
mwoods@memphis.edu  
 Shawn Smith, Intern .....  
sdsnth10@memphis.edu  
 Mark Taylor, Intern .....  
mark.taylor@memphis.edu  
 Josh Wilkins, Graduate Assistant .....  
jrwilkins@memphis.edu  
 Preston McClelland, Student Assistant .....  
pmcclln@memphis.edu

**TIGERS ON THE WEB**

For game notes, rosters, statistics and other information on Memphis Tiger basketball, go to the University of Memphis athletic web site at:

[www.gotigersgo.com](http://www.gotigersgo.com)

**TIGERS ON THE RADIO**

All Memphis basketball games are broadcast on the Tigers' network flagship station, WREC 600AM. Dave Woloshin calls the play-by-play, while Matt Dillon serves as the color analyst. Dillon and Forrest Goodman (in studio) host the pre- and postgame shows.

WREC 600AM also broadcasts Josh Pastner's weekly radio show, which is slated to be held in the East Memphis DoubleTree Inn.

**MEMPHIS BASKETBALL WITH JOSH PASTNER TELEVISION SHOW**

Head coach Josh Pastner's weekly television coach's show, Memphis Basketball With Josh Pastner, is televised every Sunday night during the season by WPTY/ABC 24 in Memphis. The show begins in early December. Dave Woloshin serves as the show's host.

move on to the South Regional in Houston, Texas, the following weekend.

**A FAMILIAR TROJAN/RAZORBACK**

Although he never played against the Tigers in his collegiate career, Arkansas-Little Rock assistant coach Joe Kleine is a familiar name to many Memphis fans. Kleine, who is in his third year as an assistant at Arkansas-Little Rock, played his college hoops next door in the state of Arkansas as a Razorback. He played from 1983-85 in Fayetteville.

The Memphis-Arkansas series took a hiatus just prior to Kleine joining the Razorbacks. The two teams played in the 1979-80 campaign and then resumed the series in 1991-92.

**TIGERS IN LITTLE ROCK/NORTH LITTLE ROCK**

Since World War II, Memphis has played in the Little Rock/North Little Rock area five times, and the Tigers have a 4-1 record in those five trips. Memphis is 2-1 versus Arkansas in Little Rock in regular season encounters and 2-0 in NCAA Tournament play in North Little Rock. The following shows the Tigers' results when playing in Little Rock/North Little Rock since World War II:

Year	Opponent	Result
2007-08	Mississippi State#.....	77-74, W
2007-08	Texas-Arlington#.....	87-63, W
1978-79	Arkansas^.....	69-82, L
1976-77	Arkansas%.....	69-62, W
1972-73	Arkansas.....	87-86, W

# 2008 NCAA Tournament

^ Razorbacks ranked #20 at the time

^ Razorbacks ranked #17 at the time

**A TREY BATTLE AWAITS**

For the second-straight game, the Tigers faces a foe that can light it up from the three-point arc. Arkansas-Little Rock enters Saturday's game shooting 39.6 percent from the three-point line. The Trojans are ranked fourth in the Sun Belt Conference in trey percentage.

Memphis passed its first test against a solid three-point shooting team in Montana State Dec. 9. The Bobcats entered the contest hitting 38 percent of their long-range attempts. The Tigers, though, held Montana State to 27.8 percent from the arc.

**ONE TIGER A TROJAN FIRST**

For Memphis junior college transfer **Will Coleman**, the Little Rock surroundings may look a little familiar this weekend. The Tigers' 6-foot-9 forward signed to attend Arkansas-Little Rock and suit up for the Trojans in the 2006 early signing period. At the time, Coleman was starting his prep senior campaign at Glenwood High School in Georgia.

Coleman, though, took a different route to NCAA Division I, attending Miami Dade College before inking his national letter of intent with Memphis in the 2008 early signing period.

**2009-10 SENIORS CLIMBING SCHOOL'S WINS CHART**

Last year's Tiger seniors set the NCAA Division I record for most wins in a four-year period, and in turn, also recorded the school mark for most wins in a four-year period. The 2008-09 Memphis seniors won an NCAA Division I and school record 137 games (137-14) from 2006-09.

Don't look now, but the 2009-10 senior class is moving up the school's all-time wins list. The senior

class of **Pierre Henderson-Niles, Willie Kemp** and **Doneal Mack** entered the 2009-10 campaign with 104 victories, and after six wins so far, the group now has 110 wins (110-11 record).

The following shows the top-six winningest four-year classes in Tiger history:

Class	Wins
2005-06 to 2008-09	137
2004-05 to 2007-08	126
1983-84 to 1986-87	111
2002-03; 2004-05 to 2006-07	111
<b>2006-07 to present</b>	<b>110</b>
1982-83 to 1985-86	108

**WILLIAMS ON A 20-POINT ROLL; HAS SIX-STRAIGHT 20-POINT GAMES**

After playing most of his freshman season at Duke in a reserve role, **Elliot Williams** has made a nice transition to "spotlight" player in the early portion of his sophomore year in 2009-10. The 6-foot-5 guard has netted double figures in all seven games of his Tiger career to date, including six-straight, 20-point outings. The Memphis, Tenn., native netted 22 versus Montana State, 20 points versus Arkansas State, 20 versus Oakland, 20 versus Central Arkansas, 23 (career high) versus Tennessee Tech and 21 versus No. 1/1 Kansas.

Williams' string of six-straight 20-point performances tied Sean Banks' mark of the longest streak of that kind in the last decade. In the 2003-04 season, Banks, then a freshman, scored 20 or more points in the Tigers' final six games of the regular season. Banks had 28 versus Marquette, 24 versus UAB, 22 versus Southern Miss, 26 versus Louisville, 25 versus TCU and 28 versus Cincinnati.

**FedExForum**  
*The Home of The Tigers*

The 2009-10 season marks the sixth for the Tigers in their home arena, FedExForum, which officially opened in September, 2004. Located just a few feet off Beale Street on historic Highway 61, FedExForum rises to extend the heart of the Memphis entertainment district.

Memphis plays all of its 2009-10 home contests in the 18,400-seat arena. FedExForum is also the host site for the 2010 NCAA Women's South Regional in March 2010.

At 135 feet high, FedExForum provides a new backdrop for historic Beale Street. The 805,850 square-foot arena, covering 13.8 acres, features five levels as well as state-of-the-art locker rooms and facilities for sports teams, as well as an exceptional dining and entertainment experiences for its patrons.

**Capacity:** 18,400

**Open House:** Sept. 6, 2004

**First Event:** Usher concert, Sept. 17, 2004

**First Memphis Tiger event:** Midnight Madness, Oct. 15, 2004

**First Memphis exhibition game:** vs. Christian Brothers, Nov. 6, 2004 (81-70, W)

**First Memphis regular season game:** vs. Savannah State, Coaches vs. Cancer, Nov. 11, 2004 (102-40, W)

**Memphis record in FedExForum:** 99-10 (.908 winning percentage)



The last time a Tiger player had a longer streak of 20-point efforts was all the way back to the 1992-93 campaign. That year, Anfernee "Penny" Hardaway had 12-straight 20-point games.

## TIGERS HAUL IN NATION'S NO. 1 RECRUITING CLASS

While head coach **Josh Pastner** has been doing great things with his Tiger team on the court, he and

his staff have been equally impressive outside the gym, especially in the area of recruiting. According to several national media web sites, Memphis has the country's No. 1 recruiting class for 2010.

Rivals.com, ESPN.com, Scout.com and *The Sporting News*, PrepStars.com and HoopScoop all rated the Tigers' 2010 class No. 1 in the nation. MaxPreps.com ranks the Tigers' class No. 2, but that web site has not updated its rankings since Nov. 13.

## NON-CONFERENCE SUCCESS

Memphis has had a long history of success in non-league games, and that has continued in recent years. Since 1999-2000, the Tigers have a non-conference record (including postseason) of 141-46 for a 75.4 winning percentage.

In 2008-09, Memphis had a 17-4 record against non-conference opponents (including postseason).

## 2010 Tiger Hoops Signees

### Antonio Barton/6-2/170

#### Baltimore, Md./Lake Clifton HS/Notre Dame Prep

Playing his final season of high school basketball in 2009-10 at Notre Dame Prep in Fitchburg, Mass. ... In 2008-09, teamed with his brother, Will, to lead Lake Clifton High School to a perfect 28-0 record and the Maryland 3A state championship ... The Lakers defeated Friendly 75-50 for the title ... Lake Clifton was ranked No. 25 nationally, according to MaxPreps.com ... Averaged 15.6 points, 7.4 assists and 4.1 rebounds during the Lakers' title run in 2008-09 ... Named to the 2009 *Baltimore Sun* All-Metro second team ... Rated among the top point guards in the 2010 class ... Prior to his year at Lake Clifton, attended City College High School in Baltimore and National Christian Academy in Fort Washington, Md.

### Will Barton/6-6/170

#### Baltimore, Md./Lake Clifton HS/Brewster Academy

A consensus top-15 recruit ... Rated the No.3 player in the nation by MaxPreps.com, No. 5 by ESPN.com, No. 8 by *The Sporting News* and Scout.com and No. 10 by PrepStars.com ... Ranked the nation's No. 1 shooting guard by Scout.com ... Rivals.com ranked him the No. 11 overall player and the nation's No. 2 shooting guard ... Played in the 2009 Boost Mobile Elite, one of the nation's premier elite high school hoops events, in August ... Earned "standout player" recognition at the King City Classic, which was a part of the LeBron James Skills Academy, this past summer, according to ESPN.com ... Named MVP of the I-95 Elite Challenge (Baltimore vs. Washington, D.C., high school all-stars) in May ... Netted 18 points in the I-95 Challenge ... Playing his final season of high school basketball in 2009-10 at Brewster Academy in Wolfeboro, N.H. ... In 2008-09, teamed with his brother, Antonio, to lead Lake Clifton High School to a perfect 28-0 record and the Maryland 3A state championship ... Netted a game-high 20 points in the state title victory over Friendly ... Averaged 18.7 points, 10.2 rebounds and 4.4 assists during the Lakers' title run in 2008-09 ... Named the 2009 All-Baltimore City Player of the Year by *The Baltimore Sun* ... Also selected to the *Sun's* All-Metro first team ... Prior to his year at Lake Clifton, attended City College High School in Baltimore and National Christian Academy in Fort Washington, Md.

### Tarik Black/6-8/235

#### Memphis, Tenn./Ridgeway HS

A consensus top-50 recruit ... Rated the No. 26 player in the country by Northstar Basketball Blog, No. 35 player by MaxPreps.com, No. 47 by Rivals.com, No. 48 by PrepStars.com and No. 54 by ESPN.com ... Rivals.com ranked him the No. 7 center in the nation ... Rated the No. 18 power forward by Scout.com ... Playing his

final season of prep basketball at Ridgeway High School in 2009-10 ... Last season, helped lead Ridgeway to the District 15-AAA championship and a 26-6 overall record ... Averaged 15.7 points and 11.8 rebounds for Ridgeway in 2008-09 ... The Roadrunners defeated White Station 68-63 for the district title ... Scored 14 points in the district championship game and was named the district tournament MVP ... Ridgeway advanced to the Region 8-AAA semifinals before falling to Melrose 62-54 ... A member of the Memphis Magic Elite AAU team - along with teammates Chris Crawford, Joe Jackson and Jelan Kendrick -- that won the national championship at the prestigious adidas Super 64 Tournament in Las Vegas this past summer ... Scored 16 points in the championship victory.

### Chris Crawford/6-4/185

#### Memphis, Tenn./Sheffield HS

A top-75 prospect ... Ranked the No. 66 player in the country by Rivals.com ... Rivals.com also ranked him the No. 16 shooting guard in the nation ... Ranked among top 40 shooting guards in the country by ESPN.com (No. 34) and Scout.com (No. 38) ... Playing his final year of prep basketball at Sheffield High School in Memphis in 2009-10 ... Helped lead Sheffield to an 19-15 overall record in 2008-09 ... The Knights earned a Class AA state tournament berth and advanced to the state quarterfinals ... The Class AA state tournament appearance was the first in Sheffield High School history ... Averaged 18.3 points his junior campaign to lead the Knights ... Named to the Tennessee Sports Writers Association (TSWA) All-State team for Class AA ... A member of the Memphis Magic Elite AAU team that won the national championship at the prestigious adidas Super 64 Tournament in Las Vegas this past summer ... Scored 16 points in the championship victory ... Netted the game-winning basket in the tournament final.

### Joe Jackson/5-11/160

#### Memphis, Tenn./White Station HS

A consensus top-15 recruit ... Rated the No. 10 player in the nation by *The Sporting News*, No. 11 by MaxPreps.com, No. 12 by Rivals.com and PrepStars.com, No. 17 by Scout.com and No. 21 by ESPN.com ... Scout.com lists him as the No. 4 point guard in the nation, while Rivals.com and ESPN.com rank him the country's No. 5 point guard ... Playing his final year of prep basketball at White Station High School in Memphis in 2009-10 ... Helped lead the Spartans to a 31-7 overall record and a 15-1 conference mark in 2008-09 ... White Station won the 2009 Tennessee Class AAA state title ... Scored a combined 82 points (27.3 ppg) in the Spartans' three state tournament games en route to the crown ... Netted a game-high 35 points in the state title game victory over Raleigh-Egypt ... Took home Class AAA

state tournament MVP honors ... Named the 2008-09 *Commercial Appeal* Player of the Year ... Averaged 26.2 points in 2008-09, which was the top scoring average in the Memphis area ... Earned Tennessee Sports Writers Association (TSWA) All-State honors for Class AAA ... As a sophomore in 2007-08, helped White Station to the Tennessee Class AAA championship game ... A member of the Memphis Magic Elite AAU team that won the national championship at the prestigious adidas Super 64 Tournament in Las Vegas this past summer .. Was named the Super 64's Most Valuable Player ... Scored a game-high 20 points in the championship victory.

### Jelan Kendrick/6-6/185

#### Atlanta, Ga./Wheeler HS/Westlake HS

A consensus top-15 recruit ... Rated the No. 8 player in the nation by Rivals.com and PrepStars.com, No. 11 by Northstar Basketball Blog, No. 15 by Scout.com and No. 24 by ESPN.com ... Rivals.com also ranked him the No. 2 small forward in the country ... Scout.com rated him the nation's No. 2 shooting guard, PrepStars.com No. 3 and ESPN.com No. 4 ... Will play his final year of prep basketball in 2009-10 at Wheeler High School in Marietta, Ga. ... Wheeler is ranked No. 14 in MaxPreps.com national preseason high school poll... Played his junior campaign (2008-09) for Atlanta's Westlake High School ... Helped lead the Lions to a 22-7 overall record and an 11-2 conference mark ... Westlake advanced to the Georgia state Class AAAAA semifinals in 2008-09 ... Played the latter portion of the 2009 summer AAU schedule with fellow signees Joe Jackson and Chris Crawford for the Memphis Magic Elite ... His AAU squad won the national championship at the prestigious adidas Super 64 Tournament in Las Vegas this past summer.

### Hippolyte Tsafack/6-8/230

#### Cameroon/The Miller School (Charlottesville, Va.)

Name is pronounced: ip - po - LEET/CHA - fack ... Originally from Cameroon and moved to the United States in 2007 ... Playing his final season at prep basketball at The Miller School in Charlottesville, Va., in 2009-10 ... Rated the No.5 "sleeper" of the July 2009 recruiting period, according to nationalhoopsreport.blogspot.com ... Ranked the No. 20 center in the nation by Scout.com ... ESPN.com rated him among the country's top power forwards ... In 2008-09 as a junior, averaged 11.7 points, 10.5 rebounds and 1.6 blocked shots for The Miller School ... Helped lead the Mavericks to a 26-3 overall record in 2008-09 ... The Miller School won its first Virginia Independent School (VIS) Division 2 state championship in 2008-09 ... Scored 13 points and grabbed six rebounds in the Mavericks' 69-61 state title game victory over Atlantic Shores Christian.

**TIGERS AMONG WINNINGEST PROGRAMS IN RECENT YEARS**

**Since 2005-06 (Through Dec. 11)**

1. Memphis.....	143
2. Kansas.....	131
3. UCLA.....	127
North Carolina.....	127
5. Florida.....	125
6. Duke.....	119
Pittsburgh.....	119
8. Texas.....	116
9. Gonzaga.....	112
10. Ohio State.....	110

**Since 2000-01 (Through Dec. 11)**

1. Duke.....	298
2. Kansas.....	290
3. Memphis.....	273
4. Gonzaga.....	271
5. Florida.....	269
6. Illinois.....	260
7. Connecticut.....	259
Pittsburgh.....	259
Syracuse.....	259
10. Texas.....	258

**TIGERS TURNING 1,400**

With the opening of the 2009-10 season, the countdown is on for Memphis. The Tiger basketball program entered the 2009-10 year with 1,383 all-time victories and needed 17 to reach the 1,400-win plateau. After the Dec. 9 victory over Montana State, the Tigers now have 1,389 wins.

If successful, Memphis, the winningest program in Conference USA, would be the first school in the league to reach 1,400 victories.

**NOVEMBER, PLEASE DON'T GO...**

While all head coaches focus on March and their teams ready to make postseason runs, the Tigers have done quite well in the month of November. Since 1999-2000, Memphis has a 40-15 record (.727 winning percentage) in November.

One reason for the 15 early setbacks is the rugged national schedule the Tigers have played. Of the 15 November losses, 10 were to nationally-ranked teams.

The Tigers are 27-6 (.818 winning percentage) in November since 2004-05, with five of the six setbacks coming to ranked opponents. The following shows Memphis' progress in November games since 1999-2000:

Year	Nov. Rec.	Losses to Ranked Teams
2009-10	4-1	1
2008-09	4-1	0
2007-08	6-0	0
2006-07	4-1	1
2005-06	5-1	1
2004-05	4-2	2
2003-04	2-1	1

2002-03	2-1	0
2001-02	5-2	2
2000-01	2-3	2
1999-2000	2-2	0
<b>Totals</b>	<b>40-15</b>	<b>10</b>

**..BUT, DECEMBER HAS ALSO BEEN GOOD TO TIGERS**

Since the 1999-2000 season, the Tigers have a 50-21 record (.704 winning percentage) when playing in the month of December. Memphis was 5-2 last December and has won 25 of its last 29 December contests (.862 winning percentage), dating back to the 2004-05 season.

**TIGER DEFENSE = TURNOVER MACHINE**

Head coach **Josh Pastner** has preached to his Tigers to play hard with a strong effort on the defensive end because the outcome of a lot of Memphis games in 2009-10 will come down to defense. The players are buying in.

After seven games, Memphis is forcing its opponents to turn the ball over an average of 20.7 times per contest. The following is a game-by-game breakdown of forced turnovers by the Tiger defense:

Opponent	TO Forced
Jackson State.....	20
Kansas.....	21
Tennessee Tech.....	24
Central Arkansas.....	18
Oakland.....	24
Arkansas State.....	19
Montana State.....	19
<b>Total.....</b>	<b>145</b>
<b>Avg.....</b>	<b>20.7</b>

**MORE ON THE TOUGH TIGER "D"**

Points for the Memphis opponents have been tough to come by in the early portion of the 2009-10 season. The Tigers are holding their foes to an average of 52.9 points per outing, which is the second-best defensive mark in NCAA Division I.

Memphis has held all seven opponents to under 60 points, with Tennessee Tech's 59 points the most the Tiger defense has allowed. To take it even further, five of Memphis' seven foes have been held to 55 or fewer points.

**SHARP-SHOOTER SALLIE TURNING INTO ALL-'ROUND ROB**

Last year, **Roburt Sallie** was known as the squad's sharp-shooter from deep. And, the entire nation found out just how deadly he is from the arc as it witnessed his school-record 10 treys in last year's NCAA Tournament first round win over Cal State Northridge.

The Tigers' 6-foot-5 guard can still stroke it from long range, but in the early portion of the 2009-10 campaign, Sallie is showing he has an all-around game. Seven games into the season, the Sacramento, Calif., native has set six career highs.

In 2009-10, Sallie has career bests for rebounds

**Memphis Record When...**

Leading at half.....	5-0
Behind at half.....	1-1
Tied at half.....	0-0
Scores 80 points or more.....	3-0
Scores 70-79 points.....	3-0
Scores 60-69 points.....	0-0
Scores under 60 points.....	0-1
Has 5+ dbl.-figure scorers.....	0-0
Has 3-4 dbl.-figure scorers.....	5-0
Has 1-2 dbl.-figure scorers.....	1-1
Has 20+ points off bench.....	4-0
Has 15-19 points off bench.....	2-0
Has less than 15 points off bench.....	0-1
Shoots FG 50 pct. or better.....	3-0
Shoots FG 45-49 pct.....	1-0
Shoots FG 40-44 pct.....	1-0
Shoots under 40 pct.....	1-1
Shoots FT 70 pct. or better.....	1-0
Shoots FT 65-69 pct.....	1-1
Shoots FT under 65 pct.....	4-0
Shoots treys 50 pct. or better.....	1-0
Shoots treys 45-49 pct.....	0-0
Shoots treys 40-44 pct.....	1-0
Shoots treys under 40 pct.....	4-1
Hits 10+ treys.....	1-0
Hits 6-9 treys.....	4-1
Hits fewer than 6 treys.....	1-0
Out-rebounds opponents.....	5-0
Opponent out-rebound Tigers.....	0-1
Tied in rebounding.....	1-0
Has 20 or more assists.....	0-0
Has 15-19 assists.....	3-0
Has 14 assists or fewer.....	3-1
Commits 15+ turnovers.....	0-0
Commits 11-14 turnovers.....	6-1
Commits 10 or fewer turnovers.....	0-0
Forces 15+ turnovers.....	6-1
Forces 11-14 turnovers.....	0-0
Forces 10 or fewer turnovers.....	0-0
Opp. shoots FG 50 pct. or better.....	0-0
Opp. shoots FG 45-49 pct.....	0-1
Opp. shoots FG 40-44 pct.....	1-0
Opp. shoots under 40 pct.....	5-0
Opp. shoots treys 50 pct. or better.....	1-0
Opp. shoots treys 45-49 pct.....	0-0
Opp. shoots treys 40-44 pct.....	0-0
Opp. shoots treys under 40 pct.....	5-1

**LAST MEETING**

**#23/21 Memphis 59 • Arkansas-Little Rock 51  
Dec. 17, 2008 • Memphis, Tenn.**

Robert Dozier scored 15 points and Shawn Taggart and Tyreke Evans both added 12 as the No. 23/21 Tigers weathered a late rally to hold on for a 59-51 victory over Arkansas-Little Rock.

Dozier missed only one of his four shots from the field and was 9-of-12 from the line as the Tigers rebounded from a 79-70 overtime loss at Georgetown on Dec. 13.

Memphis appeared to be in control, leading by 18 points with just under 10 minutes left. But a rally by the Trojans that included three-pointers from Curtis Jackson, Matt Mouzy and Steven Moore cut the deficit to 51-45 with 2:26 left.

Arkansas-Little Rock got within five points on several occasions late, but Memphis was able to hold on down the stretch, despite not scoring from the field over the final 8:07. Moore led the Trojans with 16 points.

Both teams shot just 33.3 percent from the field and Memphis was 3-of-20 from three-point range. Evans was 2-of-9 from the field, while Taggart was 3-of-11.

Meanwhile, Arkansas-Little Rock starting forwards Shane Edwards and Mike Smith were a combined 2-of-15 for the game. Still, UALR coach Steve Shields said his team stayed with their game plan and almost came back at the end.

Mouzy's three-pointer with 4:05 left capped a 10-0 run that got the Trojans within 50-42. But UALR could not get the deficit under five the rest of the way.

UALR	FG-A	3P-A	FT-A	RB	TP	A	TO	B	S	Min
Edwards	0-7	0-2	0-0	1	0	2	1	0	0	18
Smith	2-8	0-0	0-0	7	4	2	3	1	0	27
Patterson	4-7	0-0	0-0	2	8	1	6	0	0	31
Mouzy	2-8	2-6	0-0	5	6	1	2	0	0	31
Fowler	2-8	0-2	4-7	9	8	2	0	0	2	29
Moore	5-11	2-4	4-5	1	16	1	4	0	0	22
Jackson, L.	0-0	0-0	0-1	0	1	0	0	0	0	3
Jackson, Co.	0-0	0-0	0-2	1	0	0	1	0	0	12
Jackson, Cu.	1-4	1-2	0-0	1	3	0	0	0	0	13
Burton	3-4	0-0	0-0	6	6	0	0	1	1	14
TEAM				5						
<b>Totals</b>	<b>19-57</b>	<b>5-16</b>	<b>8-15</b>	<b>38</b>	<b>51</b>	<b>9</b>	<b>17</b>	<b>2</b>	<b>3</b>	<b>200</b>

Memphis	FG-A	3P-A	FT-A	RB	TP	A	TO	B	S	Min
Dozier	3-4	0-0	9-12	5	15	0	2	1	2	28
H.-Niles	2-2	0-0	0-0	4	4	0	1	1	1	27
Anderson	1-4	0-3	0-0	4	2	2	5	0	0	27
Witherspoon	1-3	0-1	3-5	2	5	0	0	0	1	19
Evans	2-9	1-3	7-11	4	12	4	3	0	2	25
Taggart	3-11	0-3	6-7	5	12	0	0	2	1	24
Kemp	0-3	0-3	0-0	1	0	0	0	0	1	18
Sallie	0-1	0-1	0-0	0	0	1	0	1	0	7
Simpkins	0-0	0-0	0-0	0	0	0	0	1	0	1
Mack	3-8	2-6	1-3	5	9	1	1	1	1	24
TEAM				1						
<b>Totals</b>	<b>15-45</b>	<b>3-20</b>	<b>26-40</b>	<b>36</b>	<b>59</b>	<b>8</b>	<b>12</b>	<b>7</b>	<b>9</b>	<b>200</b>

Ark.-Little Rock	22	29	—	51
Memphis	30	29	—	59
<b>Officials:</b> Olson, Crawford, Self				
<b>Attendance:</b> 17, 220				

(7; twice), free throws made (4), free throw attempts (5), assists (7), blocked shots (3) and steals (4; three times).

His latest outing proved his all-around ability. In the Tigers' victory over Montana State Dec. 9, Sallie posted eight points, seven boards (tied career high), seven assists (career high) and three steals in 33 minutes of action. He had only one turnover versus the Bobcats.

**CALL HIM MR. SWIPE**

All Tiger fans know about **Roburt Sallie's** ability to hit the trey, but they are quickly learning that he is quite the defensive player. Seven games into 2009-10, the Tigers' 6-foot-5 guard leads the squad and is second in Conference USA with 22 steals (3.1 spg). He set a career high with four steals in the season-opening win over Jackson State, and then tied the mark with four steals against No. 1/1 Kansas and Tennessee Tech. Sallie also had three swipes in wins over Oakland and Montana State.

**MACK ONE AWAY FROM 900**

**Doneal Mack** entered the 2009-10 campaign with his sights set on becoming a part of the Tiger 1,000-point club. The 6-foot-5 guard started the season with 837 points, and with 62 points scored after seven games, Mack now is one point away from 900 with 899 career points.

On his pace of 8.9 points per game, Mack would reach the 1,000-point plateau by the 19th game of the Tigers' season. When he reaches the milestone, Mack will become the 46th member of the Memphis 1,000-point club.

**TIGERS CLIMBING CAREER TREYS LIST**

Although the perimeter shooting has been a little off to start 2009-10, Tiger Nation knows it's only a matter of time when the treys begin to fall for **Willie Kemp, Doneal Mack** and **Roburt Sallie**.

Kemp and Mack find themselves moving up the Memphis career three-pointers made chart, while Sallie entered the season as the all-time three-point percentage leader, and he still holds that spot. The following are the career lists for three-pointers made and trey percentage:

**Career Three-Pointers Made**

1. Rodney Carney/2002-06.....287
2. Anthony Rice/2001-05.....242
3. **Doneal Mack/2006-present.....188**
- ...
11. **Willie Kemp/2006-present.....130**

**Career Three-Pointer Pct.**

1. **Roburt Sallie/2008-present.....42.7**
- ...
7. **Doneal Mack/2006-present.....36.6**

**PASTNER FOURTH-YOUNGEST HEAD COACH IN NCAA DIVISION I IN 2009-10**

If you ask **Josh Pastner** about his age, he just says it's a number. And it is. However, Pastner's

**Tiger Basketball To Hold Bartow Banner Day  
Dec. 22**

Tiger Nation loves the history and tradition of Memphis basketball, and one of the program's great coaches will be honored at FedExForum Dec. 22. Former head coach Gene Bartow was inducted into the Collegiate Basketball Hall of Fame Nov. 22, and a month later, Tiger fans will get the chance to recognize Bartow's honor during halftime ceremonies of the Memphis-Southeast Missouri State contest.

The Collegiate Basketball Hall of Fame is located in Kansas City, Mo., where the Nov. 22 induction ceremonies were held. Bartow was joined in the 2009 induction class by Larry Bird, Travis Grant, Earvin "Magic" Johnson, Wayman Tisdale, Jud Heathcote, Walter Byers and Bill Wall.

Bartow coached at Memphis from 1970-74 and compiled an 83-32 record for an impressive 72.2 winning percentage. He posted winning ledgers each of his four seasons in the Bluff City, including back-to-back 20-win campaigns in 1971-72 (21-7 record) and 1972-73 (25-6). Bartow guided the Tigers to consecutive Missouri Valley Conference titles in 1972 and 1973 and directed the program to three-straight postseason appearances from 1972-74 (1 NCAA, 2 NIT).

In the 1973 postseason, Bartow took the Memphis program and Tiger Nation on a magical ride to the NCAA championship game. The Tigers defeated South Carolina, Kansas State and Providence en route to the title game, where they fell to the UCLA Bruins 87-66. For his efforts, Bartow was named the 1973 National Association of Basketball Coaches (NABC) National Coach of the Year.

During his time as the Memphis head coach, Bartow coached five players that earned All-America distinction. He also coached four All-Missouri Valley performers and two Missouri Valley Players of the Year in Larry Finch and Larry Kenon. Bartow was named the Missouri Valley Coach of the Year in 1972.

In his 34 years as a head coach at the collegiate level, Bartow had stints at Central Missouri State (1961-64), Valparaiso (1964-70), Illinois (1974-75), UCLA (1975-77) and UAB (1977-95) in addition to his time at Memphis.

Bartow is president of Hoop, LP, which owns the Memphis Grizzlies of the National Basketball Association.

age makes him one of the youngest head coaches in NCAA Division I in 2009-10. The following lists the youngest head coaches in NCAA Division I:

Coach, School	Age	Birthdate
Jared Grasso/Fordham	29	May 10, 1980
Dane Fife, IPFW	30	July 26, 1979

**Game-By-Game Team Statistical Comparison**

Game	1st-2nd-F	FG-A	Pct.	3P-A	Pct.	FT-A	Pct.	O-D-Tot	PF-FO	A	TO	BK	ST
Jackson State	21-32-53	21-57	.368	4-12	.333	7-13	.538	14-19-33	30-1	11	20	4	4
<b>Memphis</b>	<b>38-44-82</b>	<b>22-51</b>	<b>.431</b>	<b>8-24</b>	<b>.333</b>	<b>30-48</b>	<b>.625</b>	<b>15-28-43</b>	<b>12-0</b>	<b>14</b>	<b>14</b>	<b>7</b>	<b>11</b>
Memphis	20-35-55	19-55	.345	6-25	.240	11-16	.688	9-16-25	20-1	4	13	3	9
Kansas	26-31-57	20-43	.465	1-5	.200	16-21	.762	8-28-36	14-0	10	21	6	8
Tennessee Tech	23-36-59	23-54	.426	2-9	.222	11-18	.611	13-18-31	23-1	11	24	1	2
<b>Memphis</b>	<b>40-52-92</b>	<b>34-61</b>	<b>.557</b>	<b>9-24</b>	<b>.375</b>	<b>15-26</b>	<b>.577</b>	<b>16-22-38</b>	<b>18-0</b>	<b>15</b>	<b>14</b>	<b>5</b>	<b>14</b>
Central Arkansas	16-33-49	15-38	.395	2-11	.182	17-28	.607	7-18-25	16-0	2	18	1	5
<b>Memphis</b>	<b>37-44-81</b>	<b>27-50</b>	<b>.540</b>	<b>12-24</b>	<b>.500</b>	<b>15-20</b>	<b>.750</b>	<b>8-17-25</b>	<b>23-0</b>	<b>18</b>	<b>14</b>	<b>3</b>	<b>6</b>
Oakland	17-29-46	16-48	.333	3-6	.500	11-18	.611	14-17-31	9-0	6	24	3	7
<b>Memphis</b>	<b>31-46-77</b>	<b>34-62</b>	<b>.548</b>	<b>7-16</b>	<b>.438</b>	<b>2-3</b>	<b>.667</b>	<b>10-23-33</b>	<b>16-0</b>	<b>13</b>	<b>13</b>	<b>10</b>	<b>15</b>
Arkansas State	32-23-55	20-56	.357	4-11	.364	11-20	.550	12-31-43	28-1	8	19	6	4
<b>Memphis</b>	<b>28-46-74</b>	<b>27-69</b>	<b>.391</b>	<b>1-13</b>	<b>.077</b>	<b>19-33</b>	<b>.576</b>	<b>22-27-49</b>	<b>18-0</b>	<b>13</b>	<b>13</b>	<b>6</b>	<b>10</b>
Montana State	17-34-51	19-55	.345	5-18	.278	8-13	.615	12-21-33	23-1	9	19	2	7
<b>Memphis</b>	<b>39-37-76</b>	<b>27-60</b>	<b>.450</b>	<b>6-22</b>	<b>.273</b>	<b>16-31</b>	<b>.516</b>	<b>18-27-45</b>	<b>15-0</b>	<b>17</b>	<b>11</b>	<b>10</b>	<b>13</b>

**WKNO/Channel 10 Picks  
Up Six Tiger Hoops  
Games For 2009-10**

Local Tiger basketball fans got an early Christmas present Nov. 23 when WKNO/Channel 10 and the University of Memphis reached an agreement to televise six games this season. The first WKNO-televvised contest is the Nov. 24 Memphis-Central Arkansas game, but it is being broadcast on a tape-delayed basis at 10 p.m. (CT).

The other five WKNO games will be aired live, beginning with the Tigers' home contest versus Oakland Nov. 30. Memphis' encounters with Arkansas State Dec. 5, Montana State Dec. 9, SMU Jan. 30 and SMU Feb. 20 are also scheduled to air live on WKNO.

Greg Gaston of Fox 13 Sports will handle the play-by-play and former Tiger standouts Hank McDowell and Elliot Perry will share color analyst duties. Fox 13's Kristin Tallent will serve as the broadcast's sideline reporter.

The following are the games, dates and times of the WKNO/Channel 10 Tiger hoops television schedule:

Game/Date	Time
Central Arkansas/Nov. 24*	10 p.m. (CT)
Oakland/Nov. 30*	9 p.m. (CT)
Arkansas State/Dec. 5*	9 p.m. (CT)
Montana State/Dec. 9	7 p.m. (CT)
SMU/Jan. 30	2 p.m. (CT)
SMU/Feb. 20	7 p.m. (CT)

\* tape-delay broadcast

Jason James, UT Martin	31	Oct. 10, 1977
<b>Josh Pastner, Memphis</b>	<b>32</b>	<b>Sept. 26, 1977</b>
Joe Pasternack, New Orleans	32	Apr. 15, 1977
Shaka Smart, VCU	32	Apr. 8, 1977
Brad Stevens, Butler	33	Oct. 22, 1976

**HOW'S THE FIRST FIVE?**

First-year head coach **Josh Pastner** is holding his own in the early portion of his tenure, and the numbers prove it. After five games, Pastner had a 4-1 start, and tied for the third-best, five-game start by a Tiger head coach since World War II.

The following shows the best five-game coaching starts since World War II:

Head Coach/Year	5-Game Record
Wayne Yates/1974-75	5-0^
Bob Vanatta/1956-57	5-0^
<b>Josh Pastner/2009-10</b>	<b>4-1</b>
Gene Bartow/1970-71	4-1
Moe Iba/1966-67	4-1
McCoy Tarry/1948-49	4-1
Johnny Jones*/1999-2000	3-2
Tic Price/1997-98	3-2
Dana Kirk/1979-80	3-2
Dean Ehlers/1962-63	3-2
John Calipari/2000-01	2-3^
Larry Finch/1986-87	2-3^
Eugene Lambert/1951-52	2-3^

\* interim coach  
^ went on to 20-win season

**TIGER SUCCESS AT FEDEXFORUM**

After a rough first year at their new home in 2004-05, the Tigers have bounced back quite nicely and made FedExForum one of the toughest arenas for opponents to play in. The Tigers have a 99-10 overall record (.908 winning percentage) at FedExForum.

Since the 2005 Conference USA Tournament,

Memphis has won 89 of its last 93 home games (.957 winning percentage). Furthermore, the 2009-10 seniors — **Pierre Henderson-Niles**, **Willie Kemp** and **Doneal Mack** — are 64-2 (.970 winning percentage) at home in FedExForum.

**FEDEXFORUM CLOSING IN ON 100**

With one more Tiger homecourt win, FedExForum will hit a milestone. Memphis will enter its Dec. 22 game versus Southeast Missouri State with 99 victories on its homecourt at FedExForum, needing one more to reach 100.

The Tigers entered the 2009-10 campaign with 93 wins at FedExForum, and averaged 18.6 wins per season from 2004-05 through 2008-09.

**MEMPHIS LOOKING FOR TEN IN A ROW**

With the opening of the 2009-10 season, the Tigers are in the hunt for a 10th-straight, 20-win season and a 10th-consecutive postseason berth. The last time Memphis put together a string of 10-consecutive, 20-win seasons was from 1984-93, including 31 wins in the 1984-85 NCAA Final Four campaign.

The 2009-10 Tigers will attempt to add to the program's current record of nine-straight postseason bids (6 NCAA, 3 NIT), as the 2008-09 Memphis squad went to the NCAA West Region semifinal (Sweet Sixteen).

Prior to this current record run of nine-straight postseason berths, Memphis had two six-year stretches in which it reached the postseason. The previous two six-year postseason spans were 1972-77 (2 NCAA, 4 NIT) and 1988-93 (4 NCAA, 2 NIT). The run from 1972-77 included the 1973 NCAA title game appearance. The 1988-93 postseason stretch included an NCAA Tournament Elite Eight appearance in 1992.

**2009-10 Memphis Cumulative Statistics**  
**Memphis Combined Team Statistics (as of Dec 09, 2009)**  
**All games**

RECORD:	OVERALL	HOME	AWAY	NEUTRAL
ALL GAMES	6-1	6-0	0-0	0-1
CONFERENCE	0-0	0-0	0-0	0-0
NON-CONFERENCE	6-1	6-0	0-0	0-1

##	Player	gp-gs	Total		3-Point		F-Throw		Rebounds		pf	dq	a	to	blk	stl	pts	avg				
			min	avg	fg-fga	fg%	3fg-fga	3fg%	ft-fa	ft%									off	def	tot	avg
15	WILLIAMS, Elliot	7-7	228	32.6	48-95	.505	11-36	.306	38-51	.745	5	25	30	4.3	11	0	23	19	1	14	145	20.7
03	SALLIE, Roburt	7-6	215	30.7	24-58	.414	8-30	.267	12-17	.706	8	18	26	3.7	10	0	16	8	5	22	68	9.7
11	WITHERSPOON, Wesl	7-1	154	22.0	23-46	.500	7-19	.368	10-17	.588	7	21	28	4.0	20	1	7	17	5	9	63	9.0
20	MACK, Doneal	7-6	166	23.7	22-51	.431	11-28	.393	7-10	.700	2	8	10	1.4	20	0	8	3	1	7	62	8.9
10	COLEMAN, Will	7-5	154	22.0	24-35	.686	0-0	.000	12-23	.522	20	29	49	7.0	18	0	6	9	19	5	60	8.6
05	KEMP, Willie	7-7	222	31.7	18-48	.375	7-20	.350	12-21	.571	7	14	21	3.0	9	0	30	19	2	10	55	7.9
01	HENDERSON-NILES,	7-2	126	18.0	13-36	.361	0-0	.000	5-14	.357	22	23	45	6.4	17	0	0	9	9	3	31	4.4
12	BARHAM, Drew	6-0	33	5.5	7-19	.368	5-13	.385	3-7	.429	3	2	5	0.8	6	0	1	0	0	3	22	3.7
30	STEPHENS, D.J.	7-1	56	8.0	9-12	.750	0-1	.000	2-5	.400	10	4	14	2.0	8	0	1	1	2	2	20	2.9
31	LAIRD, Preston	6-0	15	2.5	1-2	.500	0-0	.000	3-6	.500	1	0	1	0.2	1	0	2	2	0	0	5	0.8
14	HOLT, Charles	5-0	9	1.8	0-2	.000	0-0	.000	2-4	.500	1	0	1	0.2	1	0	0	2	0	0	2	0.4
54	JACQUES, Aaron	5-0	9	1.8	0-1	.000	0-0	.000	2-2	1.000	3	1	4	0.8	1	0	0	0	0	0	2	0.4
35	FOSTER, Tyler	6-0	7	1.2	1-2	.500	0-1	.000	0-0	.000	1	1	2	0.3	0	0	0	0	0	1	2	0.3
32	THOMAS, Malik	5-0	6	1.2	0-1	.000	0-0	.000	0-0	.000	0	0	0	0.0	0	0	0	2	0	2	0	0.0
Team											8	14	22					1				
Total.....		7	1400		190-408	.466	49-148	.331	108-177	.610	98	160	258	36.9	122	1	94	92	44	78	537	76.7
Opponents.....		7	1400		134-351	.382	21-72	.292	81-131	.618	80	152	232	33.1	143	-	57	145	24	37	370	52.9

TEAM STATISTICS	MEM	OPP	Date	Opponent	Score	Att.
SCORING	537	370	11/13/09	JACKSON STATE	w 82-53	17584
Points per game	76.7	52.9	11/17/09	vs Kansas	L 55-57	12107
Scoring margin	+23.9	-	11/20/09	TENNESSEE TECH	w 92-59	16707
FIELD GOALS-ATT	190-408	134-351	11/24/09	CENTRAL ARKANSAS	w 81-49	16612
Field goal pct	.466	.382	11/30/09	OAKLAND	w 77-46	15689
3 POINT FG-ATT	49-148	21-72	12/5/09	ARKANSAS STATE	w 74-55	16714
3-point FG pct	.331	.292	12/9/09	MONTANA STATE	w 76-51	16077
3-pt FG made per game	7.0	3.0	* - Conference game			
FREE THROWS-ATT	108-177	81-131				
Free throw pct	.610	.618				
F-Throws made per game	15.4	11.6				
REBOUNDS	258	232				
Rebounds per game	36.9	33.1				
Rebounding margin	+3.7	-				
ASSISTS	94	57				
Assists per game	13.4	8.1				
TURNOVERS	92	145				
Turnovers per game	13.1	20.7				
Turnover margin	+7.6	-				
Assist/turnover ratio	1.0	0.4				
STEALS	78	37				
Steals per game	11.1	5.3				
BLOCKS	44	24				
Blocks per game	6.3	3.4				
ATTENDANCE	99383	12107				
Home games-Avg/Game	6-16564	0-0				
Neutral site-Avg/Game	-	1-12107				

Score by Periods	1st	2nd	Totals
Memphis	233	304	537
Opponents	152	218	370

**2009-10 Memphis Cumulative Statistics**  
**Memphis Category Leaders (as of Dec 09, 2009)**  
**All games**

<b>Points</b>	<b>G</b>	<b>Pts</b>	<b>Pts/G</b>
WILLIAMS, Elliot	7	145	20.7
SALLIE, Roburt	7	68	9.7
WITHERSPOON, Wesley	7	63	9.0
MACK, Doneal	7	62	8.9
COLEMAN, Will	7	60	8.6
KEMP, Willie	7	55	7.9
HENDERSON-NILES, P.	7	31	4.4
BARHAM, Drew	6	22	3.7
STEPHENS, D.J.	7	20	2.9
LAIRD, Preston	6	5	0.8
HOLT, Charles	5	2	0.4
JACQUES, Aaron	5	2	0.4
FOSTER, Tyler	6	2	0.3

<b>Scoring Average</b>	<b>G</b>	<b>Pts</b>	<b>Avg/G</b>
WILLIAMS, Elliot	7	145	20.7
SALLIE, Roburt	7	68	9.7
WITHERSPOON, Wesley	7	63	9.0
MACK, Doneal	7	62	8.9
COLEMAN, Will	7	60	8.6
KEMP, Willie	7	55	7.9
HENDERSON-NILES, P.	7	31	4.4
BARHAM, Drew	6	22	3.7
STEPHENS, D.J.	7	20	2.9
LAIRD, Preston	6	5	0.8
HOLT, Charles	5	2	0.4
JACQUES, Aaron	5	2	0.4

<b>FG Percentage</b>	<b>FG</b>	<b>Att</b>	<b>Pct</b>
STEPHENS, D.J.	9	12	.750
COLEMAN, Will	24	35	.686
WILLIAMS, Elliot	48	95	.505
FOSTER, Tyler	1	2	.500
LAIRD, Preston	1	2	.500
WITHERSPOON, Wesley	23	46	.500
MACK, Doneal	22	51	.431
SALLIE, Roburt	24	58	.414
KEMP, Willie	18	48	.375
BARHAM, Drew	7	19	.368
HENDERSON-NILES, P.	13	36	.361
JACQUES, Aaron	0	1	.000
THOMAS, Malik	0	1	.000
HOLT, Charles	0	2	.000

<b>Field Goal Attempts</b>	<b>G</b>	<b>Att</b>	<b>Att/G</b>
WILLIAMS, Elliot	7	95	13.6
SALLIE, Roburt	7	58	8.3
MACK, Doneal	7	51	7.3
KEMP, Willie	7	48	6.9
WITHERSPOON, Wesley	7	46	6.6

<b>Field Goals Made</b>	<b>G</b>	<b>Made</b>	<b>Made/G</b>
WILLIAMS, Elliot	7	48	6.9
SALLIE, Roburt	7	24	3.4
COLEMAN, Will	7	24	3.4
WITHERSPOON, Wesley	7	23	3.3
MACK, Doneal	7	22	3.1

<b>3-Point Percentage</b>	<b>3FG</b>	<b>Att</b>	<b>Pct</b>
MACK, Doneal	11	28	.393
BARHAM, Drew	5	13	.385
WITHERSPOON, Wesley	7	19	.368
KEMP, Willie	7	20	.350
WILLIAMS, Elliot	11	36	.306
SALLIE, Roburt	8	30	.267
FOSTER, Tyler	0	1	.000
STEPHENS, D.J.	0	1	.000

<b>3-Point FG Attempts</b>	<b>G</b>	<b>Att</b>	<b>Att/G</b>
WILLIAMS, Elliot	7	36	5.1
SALLIE, Roburt	7	30	4.3
MACK, Doneal	7	28	4.0
KEMP, Willie	7	20	2.9
WITHERSPOON, Wesley	7	19	2.7

<b>3-Point FG Made</b>	<b>G</b>	<b>Made</b>	<b>Made/G</b>
MACK, Doneal	7	11	1.6
WILLIAMS, Elliot	7	11	1.6
SALLIE, Roburt	7	8	1.1
WITHERSPOON, Wesley	7	7	1.0
KEMP, Willie	7	7	1.0

<b>Free Throw Percent</b>	<b>FG</b>	<b>Att</b>	<b>Pct</b>
JACQUES, Aaron	2	2	1.000
WILLIAMS, Elliot	38	51	.745
SALLIE, Roburt	12	17	.706
MACK, Doneal	7	10	.700
WITHERSPOON, Wesley	10	17	.588
KEMP, Willie	12	21	.571
COLEMAN, Will	12	23	.522
LAIRD, Preston	3	6	.500
HOLT, Charles	2	4	.500
BARHAM, Drew	3	7	.429
STEPHENS, D.J.	2	5	.400
HENDERSON-NILES, P.	5	14	.357

<b>Free Throw Attempts</b>	<b>G</b>	<b>Att</b>	<b>Att/G</b>
WILLIAMS, Elliot	7	51	7.3
COLEMAN, Will	7	23	3.3
KEMP, Willie	7	21	3.0
WITHERSPOON, Wesley	7	17	2.4
SALLIE, Roburt	7	17	2.4

<b>Free Throws Made</b>	<b>G</b>	<b>Made</b>	<b>Made/G</b>
WILLIAMS, Elliot	7	38	5.4
KEMP, Willie	7	12	1.7
COLEMAN, Will	7	12	1.7
SALLIE, Roburt	7	12	1.7
WITHERSPOON, Wesley	7	10	1.4

**2009-10 Memphis Cumulative Statistics**  
**Memphis Category Leaders (as of Dec 09, 2009)**  
**All games**

<u>Rebounds</u>	<u>G</u>	<u>Reb</u>	<u>Reb/G</u>
COLEMAN, Will	7	49	7.0
HENDERSON-NILES, P.	7	45	6.4
WILLIAMS, Elliot	7	30	4.3
WITHERSPOON, Wesley	7	28	4.0
SALLIE, Roburt	7	26	3.7

<u>Assists</u>	<u>G</u>	<u>No.</u>	<u>Ast/G</u>
KEMP, Willie	7	30	4.3
WILLIAMS, Elliot	7	23	3.3
SALLIE, Roburt	7	16	2.3
MACK, Doneal	7	8	1.1
WITHERSPOON, Wesley	7	7	1.0

<u>Rebound Average</u>	<u>G</u>	<u>Reb</u>	<u>Avg/G</u>
COLEMAN, Will	7	49	7.0
HENDERSON-NILES, P.	7	45	6.4
WILLIAMS, Elliot	7	30	4.3
WITHERSPOON, Wesley	7	28	4.0
SALLIE, Roburt	7	26	3.7

<u>Steals</u>	<u>G</u>	<u>No.</u>	<u>Stl/G</u>
SALLIE, Roburt	7	22	3.1
WILLIAMS, Elliot	7	14	2.0
KEMP, Willie	7	10	1.4
WITHERSPOON, Wesley	7	9	1.3
MACK, Doneal	7	7	1.0

<u>Offensive Rebounds</u>	<u>G</u>	<u>No.</u>	<u>Avg/G</u>
HENDERSON-NILES, P.	7	22	3.1
COLEMAN, Will	7	20	2.9
STEPHENS, D.J.	7	10	1.4
SALLIE, Roburt	7	8	1.1
KEMP, Willie	7	7	1.0
WITHERSPOON, Wesley	7	7	1.0

<u>Blocked Shots</u>	<u>G</u>	<u>No.</u>	<u>Blk/G</u>
COLEMAN, Will	7	19	2.7
HENDERSON-NILES, P.	7	9	1.3
SALLIE, Roburt	7	5	0.7
WITHERSPOON, Wesley	7	5	0.7
STEPHENS, D.J.	7	2	0.3
KEMP, Willie	7	2	0.3

<u>Defensive Rebounds</u>	<u>G</u>	<u>No.</u>	<u>Avg/G</u>
COLEMAN, Will	7	29	4.1
WILLIAMS, Elliot	7	25	3.6
HENDERSON-NILES, P.	7	23	3.3
WITHERSPOON, Wesley	7	21	3.0
SALLIE, Roburt	7	18	2.6

<u>Minutes</u>	<u>G</u>	<u>No.</u>	<u>Min/G</u>
WILLIAMS, Elliot	7	228	32.6
KEMP, Willie	7	222	31.7
SALLIE, Roburt	7	215	30.7
MACK, Doneal	7	166	23.7
WITHERSPOON, Wesley	7	154	22.0
COLEMAN, Will	7	154	22.0

<u>Fouls</u>	<u>G</u>	<u>No.</u>	<u>Per/G</u>
WITHERSPOON, Wesley	7	20	2.9
MACK, Doneal	7	20	2.9
COLEMAN, Will	7	18	2.6
HENDERSON-NILES, P.	7	17	2.4
WILLIAMS, Elliot	7	11	1.6

<u>Turnovers</u>	<u>G</u>	<u>No.</u>	<u>TO/G</u>
KEMP, Willie	7	19	2.7
WILLIAMS, Elliot	7	19	2.7
WITHERSPOON, Wesley	7	17	2.4
HENDERSON-NILES, P.	7	9	1.3
COLEMAN, Will	7	9	1.3

<u>Foulsouts</u>	<u>G</u>	<u>No.</u>
WITHERSPOON, Wesley	7	1

**2009-10 Memphis Cumulative Statistics**  
**Memphis Overall/Conference Statistics (as of Dec 09, 2009)**  
**All games**

SUMMARY	Overall Statistics										Conference Statistics										
	gp-gs	min/g	fg%	3fg%	ft%	r/g	a/g	stl	blk	pts/g	gp-gs	min/g	fg%	3fg%	ft%	r/g	a/g	stl	blk	pts/g	
WILLIAMS, Elliot	7-7	32.6	.505	.306	.745	4.3	3.3	14	1	20.7											
SALLIE, Roburt	7-6	30.7	.414	.267	.706	3.7	2.3	22	5	9.7											
WITHERSPOON, Wesley	7-1	22.0	.500	.368	.588	4.0	1.0	9	5	9.0											
MACK, Doneal	7-6	23.7	.431	.393	.700	1.4	1.1	7	1	8.9											
COLEMAN, Will	7-5	22.0	.686	.000	.522	7.0	0.9	5	19	8.6											
KEMP, Willie	7-7	31.7	.375	.350	.571	3.0	4.3	10	2	7.9											
HENDERSON-NILES, P.	7-2	18.0	.361	.000	.357	6.4	0.0	3	9	4.4											
BARHAM, Drew	6-0	5.5	.368	.385	.429	0.8	0.2	3	0	3.7											
STEPHENS, D.J.	7-1	8.0	.750	.000	.400	2.0	0.1	2	2	2.9											
LAIRD, Preston	6-0	2.5	.500	.000	.500	0.2	0.3	0	0	0.8											
HOLT, Charles	5-0	1.8	.000	.000	.500	0.2	0.0	0	0	0.4											
JACQUES, Aaron	5-0	1.8	.000	.000	1.000	0.8	0.0	0	0	0.4											
FOSTER, Tyler	6-0	1.2	.500	.000	.000	0.3	0.0	1	0	0.3											
THOMAS, Malik	5-0	1.2	.000	.000	.000	0.0	0.0	2	0	0.0											
Totals	7		.466	.331	.610	36.9	13.4	78	44	76.7	0		.000	.000	.000	0.0	0.0	0	0	0.0	
Opponent	7		.382	.292	.618	33.1	8.1	37	24	52.9	0		.000	.000	.000	0.0	0.0	0	0	0.0	

SCORING	Overall Statistics								Conference Statistics							
	fg-fga	fg%	3fg-fga	3fg%	ft-fta	ft%	pts	pts/g	fg-fga	fg%	3fg-fga	3fg%	ft-fta	ft%	pts	pts/g
WILLIAMS, Elliot	48-95	.505	11-36	.306	38-51	.745	145	20.7								
SALLIE, Roburt	24-58	.414	8-30	.267	12-17	.706	68	9.7								
WITHERSPOON, Wesley	23-46	.500	7-19	.368	10-17	.588	63	9.0								
MACK, Doneal	22-51	.431	11-28	.393	7-10	.700	62	8.9								
COLEMAN, Will	24-35	.686	0-0	.000	12-23	.522	60	8.6								
KEMP, Willie	18-48	.375	7-20	.350	12-21	.571	55	7.9								
HENDERSON-NILES, P.	13-36	.361	0-0	.000	5-14	.357	31	4.4								
BARHAM, Drew	7-19	.368	5-13	.385	3-7	.429	22	3.7								
STEPHENS, D.J.	9-12	.750	0-1	.000	2-5	.400	20	2.9								
LAIRD, Preston	1-2	.500	0-0	.000	3-6	.500	5	0.8								
HOLT, Charles	0-2	.000	0-0	.000	2-4	.500	2	0.4								
JACQUES, Aaron	0-1	.000	0-0	.000	2-2	1.000	2	0.4								
FOSTER, Tyler	1-2	.500	0-1	.000	0-0	.000	2	0.3								
THOMAS, Malik	0-1	.000	0-0	.000	0-0	.000	0	0.0								
Totals	190-408	.466	49-148	.331	108-177	.610	537	76.7	0-0	.000	0-0	.000	0-0	.000	0	0.0
Opponent	134-351	.382	21-72	.292	81-131	.618	370	52.9	0-0	.000	0-0	.000	0-0	.000	0	0.0

TOTALS	Overall Statistics										Conference Statistics									
	o-reb	d-reb	total	pf	fo	a	to	a/to	hi	pts	o-reb	d-reb	total	pf	fo	a	to	a/to	hi	pts
WILLIAMS, Elliot	5	25	30	11	0	23	19	1.2	23											
SALLIE, Roburt	8	18	26	10	0	16	8	2.0	17											
WITHERSPOON, Wesley	7	21	28	20	1	7	17	0.4	13											
MACK, Doneal	2	8	10	20	0	8	3	2.7	20											
COLEMAN, Will	20	29	49	18	0	6	9	0.7	16											
KEMP, Willie	7	14	21	9	0	30	19	1.6	11											
HENDERSON-NILES, P.	22	23	45	17	0	0	9	0.0	8											
BARHAM, Drew	3	2	5	6	0	1	0	0.0	7											
STEPHENS, D.J.	10	4	14	8	0	1	1	1.0	6											
LAIRD, Preston	1	0	1	1	0	2	2	1.0	2											
HOLT, Charles	1	0	1	1	0	0	2	0.0	1											
JACQUES, Aaron	3	1	4	1	0	0	0	0.0	2											
FOSTER, Tyler	1	1	2	0	0	0	0	0.0	2											
THOMAS, Malik	0	0	0	0	0	0	2	0.0	0											
Totals	98	160	258	122	1	94	92	1.0	92	0	0	0	0	0	0	0	0	0.0	0	0
Opponent	80	152	232	143	-	57	145	0.4	59	0	0	0	0	-	0	0	0	0.0	0	0

2009-10 Memphis Cumulative Statistics  
 Memphis Points-Rebounds-Assists (as of Dec 09, 2009)  
 All games

Opponent	Date	Score		01	03	05	10	11	12	14
				HENDERSON-	SALLIE,ROB	KEMP,WILLI	COLEMAN,WI	WITHERSPOO	BARHAM,DRE	HOLT,CHARL
JACKSON STATE	11/13/09	82-53	w	5-5-0	7-7-4	4-4-3	16-10-0	13-4-1	7-2-0	0-0-0
vs Kansas	11/17/09	55-57	L	3-4-0	5-4-0	7-1-3	8-5-0	4-2-0	DNP	DNP
TENNESSEE TECH	11/20/09	92-59	w	2-8-0	10-1-1	11-4-6	9-8-1	9-3-2	5-1-0	0-0-0
CENTRAL ARKANSAS	11/24/09	81-49	w	5-1-0	17-2-0	11-0-4	5-6-2	11-3-2	0-1-1	1-0-0
OAKLAND	11/30/09	77-46	w	6-8-0	12-1-2	5-2-4	12-6-1	6-4-1	6-1-0	0-0-0
ARKANSAS STATE	12/5/09	74-55	w	2-11-0	9-4-2	11-8-6	8-10-0	7-4-1	0-0-0	DNP
MONTANA STATE	12/9/09	76-51	w	8-8-0	8-7-7	6-2-4	2-4-2	13-8-0	4-0-0	1-1-0

Opponent	Date	Score		15	20	30	31	32	35	54
				WILLIAMS,E	MACK,DONEA	STEPHENS,D	LAIRD,PRES	THOMAS,MAL	FOSTER,TYL	JACQUES,AA
JACKSON STATE	11/13/09	82-53	w	19-3-3	8-1-2	1-2-0	2-0-1	0-0-0	0-0-0	0-1-0
vs Kansas	11/17/09	55-57	L	21-6-0	7-0-1	0-0-0	DNP	DNP	DNP	DNP
TENNESSEE TECH	11/20/09	92-59	w	23-4-4	20-3-1	0-1-0	1-1-0	0-0-0	0-0-0	2-2-0
CENTRAL ARKANSAS	11/24/09	81-49	w	20-5-8	6-1-0	3-5-0	0-0-1	0-0-0	2-1-0	0-0-0
OAKLAND	11/30/09	77-46	w	20-2-2	4-1-3	6-2-0	0-0-0	0-0-0	0-1-0	0-1-0
ARKANSAS STATE	12/5/09	74-55	w	20-4-2	11-1-1	4-1-1	2-0-0	DNP	0-0-0	DNP
MONTANA STATE	12/9/09	76-51	w	22-6-4	6-3-0	6-3-0	0-0-0	0-0-0	0-0-0	0-0-0

2009-10 Memphis Cumulative Statistics  
 Memphis Team High/Low Analysis (as of Dec 09, 2009)  
 All games

Memphis - TEAM GAME HIGHS

POINTS	92		TENNESSEE TECH (11/20/09)
	82		JACKSON STATE (11/13/09)
	81		CENTRAL ARKANSAS (11/24/09)
	77		OAKLAND (11/30/09)
	76		MONTANA STATE (12/9/09)
FIELD GOALS MADE	34		OAKLAND (11/30/09)
	34		TENNESSEE TECH (11/20/09)
FIELD GOAL ATTEMPTS	69		ARKANSAS STATE (12/5/09)
	62		OAKLAND (11/30/09)
FIELD GOAL PERCENTAGE	.557	(34-61)	TENNESSEE TECH (11/20/09)
	.548	(34-62)	OAKLAND (11/30/09)
3 PT FIELD GOALS MADE	12		CENTRAL ARKANSAS (11/24/09)
	9		TENNESSEE TECH (11/20/09)
3 PT FG ATTEMPTS	25		vs Kansas (11/17/09)
	24		CENTRAL ARKANSAS (11/24/09)
	24		TENNESSEE TECH (11/20/09)
	24		JACKSON STATE (11/13/09)
3 PT FG PERCENTAGE	.500	(12-24)	CENTRAL ARKANSAS (11/24/09)
	.438	(7-16)	OAKLAND (11/30/09)
FREE THROWS MADE	30		JACKSON STATE (11/13/09)
	19		ARKANSAS STATE (12/5/09)
FREE THROW ATTEMPTS	48		JACKSON STATE (11/13/09)
	33		ARKANSAS STATE (12/5/09)
FREE THROW PERCENTAGE	.750	(15-20)	CENTRAL ARKANSAS (11/24/09)
	.688	(11-16)	vs Kansas (11/17/09)
REBOUNDS	49		ARKANSAS STATE (12/5/09)
	45		MONTANA STATE (12/9/09)
ASSISTS	18		CENTRAL ARKANSAS (11/24/09)
	17		MONTANA STATE (12/9/09)
STEALS	15		OAKLAND (11/30/09)
	14		TENNESSEE TECH (11/20/09)
BLOCKED SHOTS	10		MONTANA STATE (12/9/09)
	10		OAKLAND (11/30/09)
TURNOVERS	14		CENTRAL ARKANSAS (11/24/09)
	14		TENNESSEE TECH (11/20/09)
	14		JACKSON STATE (11/13/09)
FOULS	23		CENTRAL ARKANSAS (11/24/09)
	20		vs Kansas (11/17/09)

2009-10 Memphis Cumulative Statistics  
 Memphis High/Low Analysis (as of Dec 09, 2009)  
 All games

Opponent - GAME HIGHS

POINTS	59		TENNESSEE TECH (11/20/09)
	57		vs Kansas (11/17/09)
	55		ARKANSAS STATE (12/5/09)
	53		JACKSON STATE (11/13/09)
	51		MONTANA STATE (12/9/09)
FIELD GOALS MADE	23		TENNESSEE TECH (11/20/09)
	21		JACKSON STATE (11/13/09)
FIELD GOAL ATTEMPTS	57		JACKSON STATE (11/13/09)
	56		ARKANSAS STATE (12/5/09)
FIELD GOAL PERCENTAGE	.465	(20-43)	vs Kansas (11/17/09)
	.426	(23-54)	TENNESSEE TECH (11/20/09)
3 PT FIELD GOALS MADE	5		MONTANA STATE (12/9/09)
	4		ARKANSAS STATE (12/5/09)
	4		JACKSON STATE (11/13/09)
3 PT FG ATTEMPTS	18		MONTANA STATE (12/9/09)
	12		JACKSON STATE (11/13/09)
3 PT FG PERCENTAGE	.500	(3-6)	OAKLAND (11/30/09)
	.364	(4-11)	ARKANSAS STATE (12/5/09)
FREE THROWS MADE	17		CENTRAL ARKANSAS (11/24/09)
	16		vs Kansas (11/17/09)
FREE THROW ATTEMPTS	28		CENTRAL ARKANSAS (11/24/09)
	21		vs Kansas (11/17/09)
FREE THROW PERCENTAGE	.762	(16-21)	vs Kansas (11/17/09)
	.615	(8-13)	MONTANA STATE (12/9/09)
REBOUNDS	43		ARKANSAS STATE (12/5/09)
	36		vs Kansas (11/17/09)
ASSISTS	11		TENNESSEE TECH (11/20/09)
	11		JACKSON STATE (11/13/09)
STEALS	8		vs Kansas (11/17/09)
	7		MONTANA STATE (12/9/09)
	7		OAKLAND (11/30/09)
BLOCKED SHOTS	6		ARKANSAS STATE (12/5/09)
	6		vs Kansas (11/17/09)
TURNOVERS	24		OAKLAND (11/30/09)
	24		TENNESSEE TECH (11/20/09)
FOULS	30		JACKSON STATE (11/13/09)
	28		ARKANSAS STATE (12/5/09)

2009-10 Memphis Cumulative Statistics  
 Memphis High/Low Analysis (as of Dec 09, 2009)  
 All games

Memphis - GAME LOWS

POINTS	55		vs Kansas (11/17/09)
	74		ARKANSAS STATE (12/5/09)
	76		MONTANA STATE (12/9/09)
	77		OAKLAND (11/30/09)
	81		CENTRAL ARKANSAS (11/24/09)
FIELD GOALS MADE	19		vs Kansas (11/17/09)
	22		JACKSON STATE (11/13/09)
FIELD GOAL ATTEMPTS	50		CENTRAL ARKANSAS (11/24/09)
	51		JACKSON STATE (11/13/09)
FIELD GOAL PERCENTAGE	.345	(19-55)	vs Kansas (11/17/09)
	.391	(27-69)	ARKANSAS STATE (12/5/09)
3 PT FIELD GOALS MADE	1		ARKANSAS STATE (12/5/09)
	6		vs Kansas (11/17/09)
	6		MONTANA STATE (12/9/09)
3 PT FG ATTEMPTS	13		ARKANSAS STATE (12/5/09)
	16		OAKLAND (11/30/09)
3 PT FG PERCENTAGE	.077	(1-13)	ARKANSAS STATE (12/5/09)
	.240	(6-25)	vs Kansas (11/17/09)
FREE THROWS MADE	2		OAKLAND (11/30/09)
	11		vs Kansas (11/17/09)
FREE THROW ATTEMPTS	3		OAKLAND (11/30/09)
	16		vs Kansas (11/17/09)
FREE THROW PERCENTAGE	.516	(16-31)	MONTANA STATE (12/9/09)
	.576	(19-33)	ARKANSAS STATE (12/5/09)
REBOUNDS	25		vs Kansas (11/17/09)
	25		CENTRAL ARKANSAS (11/24/09)
ASSISTS	4		vs Kansas (11/17/09)
	13		OAKLAND (11/30/09)
	13		ARKANSAS STATE (12/5/09)
STEALS	6		CENTRAL ARKANSAS (11/24/09)
	9		vs Kansas (11/17/09)
BLOCKED SHOTS	3		vs Kansas (11/17/09)
	3		CENTRAL ARKANSAS (11/24/09)
TURNOVERS	11		MONTANA STATE (12/9/09)
	13		vs Kansas (11/17/09)
	13		OAKLAND (11/30/09)
	13		ARKANSAS STATE (12/5/09)
FOULS	12		JACKSON STATE (11/13/09)
	15		MONTANA STATE (12/9/09)

**2009-10 Memphis Cumulative Statistics**  
**Memphis High/Low Analysis (as of Dec 09, 2009)**  
**All games**

**Opponent - GAME LOWS**

POINTS	46		OAKLAND (11/30/09)
	49		CENTRAL ARKANSAS (11/24/09)
	51		MONTANA STATE (12/9/09)
	53		JACKSON STATE (11/13/09)
	55		ARKANSAS STATE (12/5/09)
FIELD GOALS MADE	15		CENTRAL ARKANSAS (11/24/09)
	16		OAKLAND (11/30/09)
FIELD GOAL ATTEMPTS	38		CENTRAL ARKANSAS (11/24/09)
	43		vs Kansas (11/17/09)
FIELD GOAL PERCENTAGE	.333	(16-48)	OAKLAND (11/30/09)
	.345	(19-55)	MONTANA STATE (12/9/09)
3 PT FIELD GOALS MADE	1		vs Kansas (11/17/09)
	2		TENNESSEE TECH (11/20/09)
	2		CENTRAL ARKANSAS (11/24/09)
3 PT FG ATTEMPTS	5		vs Kansas (11/17/09)
	6		OAKLAND (11/30/09)
3 PT FG PERCENTAGE	.182	(2-11)	CENTRAL ARKANSAS (11/24/09)
	.200	(1-5)	vs Kansas (11/17/09)
FREE THROWS MADE	7		JACKSON STATE (11/13/09)
	8		MONTANA STATE (12/9/09)
FREE THROW ATTEMPTS	13		JACKSON STATE (11/13/09)
	13		MONTANA STATE (12/9/09)
FREE THROW PERCENTAGE	.538	(7-13)	JACKSON STATE (11/13/09)
	.550	(11-20)	ARKANSAS STATE (12/5/09)
REBOUNDS	25		CENTRAL ARKANSAS (11/24/09)
	31		TENNESSEE TECH (11/20/09)
	31		OAKLAND (11/30/09)
ASSISTS	2		CENTRAL ARKANSAS (11/24/09)
STEALS	6		OAKLAND (11/30/09)
	2		TENNESSEE TECH (11/20/09)
	4		JACKSON STATE (11/13/09)
BLOCKED SHOTS	4		ARKANSAS STATE (12/5/09)
	1		TENNESSEE TECH (11/20/09)
TURNOVERS	1		CENTRAL ARKANSAS (11/24/09)
	18		CENTRAL ARKANSAS (11/24/09)
	19		ARKANSAS STATE (12/5/09)
FOULS	19		MONTANA STATE (12/9/09)
	9		OAKLAND (11/30/09)
	14		vs Kansas (11/17/09)

**2009-10 Memphis Cumulative Statistics**  
**Memphis Player High/Low Analysis (as of Dec 09, 2009)**  
**All games**

**Memphis - INDIVIDUAL GAME HIGHS**

Points	23		WILLIAMS, Elliot vs Tennessee Tech (11/20/09)
	22		WILLIAMS, Elliot vs Montana State (12/9/09)
	21		WILLIAMS, Elliot vs Kansas (11/17/09)
	20		WILLIAMS, Elliot vs Arkansas State (12/5/09)
	20		WILLIAMS, Elliot vs Oakland (11/30/09)
	20		WILLIAMS, Elliot vs Central Arkansas (11/24/09)
Field Goals Made	20		MACK, Doneal vs Tennessee Tech (11/20/09)
	8		WILLIAMS, Elliot vs Montana State (12/9/09)
	8		WILLIAMS, Elliot vs Oakland (11/30/09)
	8		WILLIAMS, Elliot vs Tennessee Tech (11/20/09)
Field Goal Att.	8		MACK, Doneal vs Tennessee Tech (11/20/09)
	18		WILLIAMS, Elliot vs Kansas (11/17/09)
	15		WILLIAMS, Elliot vs Montana State (12/9/09)
FG Pct (min 5 made)	15		WILLIAMS, Elliot vs Central Arkansas (11/24/09)
	.750	(6-8)	COLEMAN, Will vs Oakland (11/30/09)
	.714	(5-7)	COLEMAN, Will vs Jackson State (11/13/09)
3-Point FG Made	4		WILLIAMS, Elliot vs Central Arkansas (11/24/09)
	4		MACK, Doneal vs Tennessee Tech (11/20/09)
3-Point FG Att.	11		WILLIAMS, Elliot vs Kansas (11/17/09)
	9		MACK, Doneal vs Tennessee Tech (11/20/09)
3-Pt FG Pct (min 2 made)	.667	(2-3)	WITHERSPOON, Wesley vs Montana State (12/9/09)
	.667	(2-3)	MACK, Doneal vs Kansas (11/17/09)
	.667	(2-3)	MACK, Doneal vs Jackson State (11/13/09)
Free Throws Made	8		WILLIAMS, Elliot vs Arkansas State (12/5/09)
	7		WILLIAMS, Elliot vs Tennessee Tech (11/20/09)
	7		WILLIAMS, Elliot vs Jackson State (11/13/09)
Free Throw Att.	12		WILLIAMS, Elliot vs Arkansas State (12/5/09)
	11		WILLIAMS, Elliot vs Jackson State (11/13/09)
FT Pct (min 3 made)	1.000	(4-4)	KEMP, Willie vs Central Arkansas (11/24/09)
	1.000	(4-4)	SALLIE, Roburt vs Central Arkansas (11/24/09)
Rebounds	11		HENDERSON-NILES, P. vs Arkansas State (12/5/09)
	10		COLEMAN, Will vs Arkansas State (12/5/09)
	10		COLEMAN, Will vs Jackson State (11/13/09)
Assists	8		WILLIAMS, Elliot vs Central Arkansas (11/24/09)
	7		SALLIE, Roburt vs Montana State (12/9/09)
Steals	5		WILLIAMS, Elliot vs Montana State (12/9/09)
	4		SALLIE, Roburt vs Tennessee Tech (11/20/09)
	4		SALLIE, Roburt vs Kansas (11/17/09)
	4		SALLIE, Roburt vs Jackson State (11/13/09)
Blocked Shots	5		HENDERSON-NILES, P. vs Oakland (11/30/09)
	5		COLEMAN, Will vs Jackson State (11/13/09)
Turnovers	6		WITHERSPOON, Wesley vs Central Arkansas (11/24/09)
	5		WILLIAMS, Elliot vs Oakland (11/30/09)
Fouls	5		WITHERSPOON, Wesley vs Kansas (11/17/09)
	4		WITHERSPOON, Wesley vs Arkansas State (12/5/09)
	4		HENDERSON-NILES, P. vs Arkansas State (12/5/09)
	4		SALLIE, Roburt vs Oakland (11/30/09)
	4		HENDERSON-NILES, P. vs Central Arkansas (11/24/09)
	4		MACK, Doneal vs Central Arkansas (11/24/09)
	4		SALLIE, Roburt vs Kansas (11/17/09)
	4		MACK, Doneal vs Kansas (11/17/09)
4		COLEMAN, Will vs Kansas (11/17/09)	

**2009-10 Memphis Cumulative Statistics**  
**Memphis Opponent High/Low Analysis (as of Dec 09, 2009)**  
**All games**

**OPPONENT INDIVIDUAL GAME HIGHS**

Points	23		MURPHY, Kevin vs Tennessee Tech (11/20/09)
	18		ALDRICH, Cole vs Kansas (11/17/09)
Field Goals Made	17		BROWN, Jejuan vs Arkansas State (12/5/09)
	17		RUETER, Mitch vs Central Arkansas (11/24/09)
Field Goal Att.	16		JOHNSON,Garrison vs Jackson State (11/13/09)
	8		MURPHY, Kevin vs Tennessee Tech (11/20/09)
FG Pct (min 5 made)	7		ALDRICH, Cole vs Kansas (11/17/09)
	18		REED, Brandon vs Arkansas State (12/5/09)
3-Point FG Made	17		JOHNSON,Garrison vs Jackson State (11/13/09)
	.714	(5-7)	COLLINS, Sherron vs Kansas (11/17/09)
3-Point FG Att.	.700	(7-10)	ALDRICH, Cole vs Kansas (11/17/09)
	2		JOHNSON, Branden vs Montana State (12/9/09)
3-Pt FG Pct (min 2 made)	2		BROWN, Jejuan vs Arkansas State (12/5/09)
	2		MURPHY, Kevin vs Tennessee Tech (11/20/09)
Free Throws Made	2		JOHNSON,Garrison vs Jackson State (11/13/09)
	2		JOHNSON, Branden vs Montana State (12/9/09)
Free Throw Att.	5		JOHNSON, Branden vs Montana State (12/9/09)
	5		MURPHY, Kevin vs Tennessee Tech (11/20/09)
FT Pct (min 3 made)	5		JOHNSON,Garrison vs Jackson State (11/13/09)
	1.000	(2-2)	BROWN, Jejuan vs Arkansas State (12/5/09)
Rebounds	.400	(2-5)	JOHNSON, Branden vs Montana State (12/9/09)
	.400	(2-5)	MURPHY, Kevin vs Tennessee Tech (11/20/09)
Assists	.400	(2-5)	JOHNSON,Garrison vs Jackson State (11/13/09)
	6		RUETER, Mitch vs Central Arkansas (11/24/09)
Steals	5		MURPHY, Kevin vs Tennessee Tech (11/20/09)
	5		HENRY, Xavier vs Kansas (11/17/09)
Blocked Shots	10		RUETER, Mitch vs Central Arkansas (11/24/09)
	6		REED, Brandon vs Arkansas State (12/5/09)
Turnovers	6		MURPHY, Kevin vs Tennessee Tech (11/20/09)
	6		HENRY, Xavier vs Kansas (11/17/09)
Fouls	1.000	(3-3)	BENSON, Keith vs Oakland (11/30/09)
	.833	(5-6)	MURPHY, Kevin vs Tennessee Tech (11/20/09)
Fouls	.833	(5-6)	HENRY, Xavier vs Kansas (11/17/09)
	12		ADAMS, Martavius vs Arkansas State (12/5/09)
Fouls	11		ALDRICH, Cole vs Kansas (11/17/09)
	5		TAYLOR, Tyshawn vs Kansas (11/17/09)
Fouls	4		MELVIN,Rod vs Jackson State (11/13/09)
	4		NAVARRE, Marquis vs Montana State (12/9/09)
Fouls	3		HENRY, Xavier vs Kansas (11/17/09)
	5		ALDRICH, Cole vs Kansas (11/17/09)
Fouls	2		BROWN, Jejuan vs Arkansas State (12/5/09)
	2		PETERSON, Brandon vs Arkansas State (12/5/09)
Fouls	2		BENSON, Keith vs Oakland (11/30/09)
	2		JOHNSON,Garrison vs Jackson State (11/13/09)
Fouls	7		TAYLOR, Tyshawn vs Kansas (11/17/09)
	6		REED, Brandon vs Arkansas State (12/5/09)
Fouls	6		JONES, Johnathon vs Oakland (11/30/09)
	5		HENDERSON, Cameron vs Montana State (12/9/09)
Fouls	5		ADAMS, Martavius vs Arkansas State (12/5/09)
	5		BAILEY, Zach vs Tennessee Tech (11/20/09)
Fouls	5		BURK,Cason vs Jackson State (11/13/09)
	5		BURK,Cason vs Jackson State (11/13/09)

# Game • Recaps • And • Boxscores

## GAME #1

**Memphis 82 • Jackson State 53**  
**Nov. 13, 2009 • Memphis, Tenn.**

Elliot Williams scored 19 points and Will Coleman posted his first NCAA Division I double-double with 16 points and 10 boards to lift Memphis to an 82-53 victory over Jackson State in the 2009-10 season opener for both schools.

Wesley Witherspoon netted a career high with 13 points, while Roburt Sallie recorded career best for rebounds (7), assists (4) and steals (4). Coleman also added five blocks for the Tigers.

Garrison Johnson led Jackson State with 16 points, while Grant Maxey had 11 points. De'Suan Dixon led the visiting Tigers on the glass with five rebounds.

Memphis used a hustling defense to force Jackson State into 20 turnovers and a 36.8 percent shooting clip from the field. The home Tigers won the battle on the boards 43-33.

The contest was close the opening 15 minutes with Memphis holding a narrow 17-15 advantage with 6:04 left before the intermission. From that point, the Tigers took over the game, finishing the first half with a 21-6 spurt to take a 38-21 lead into the break. Williams' eight points and Coleman's six points, including a tip-in at the first-half buzzer, paced the Memphis run.

After halftime, Jackson State used a 13-3 spark to pull to within seven at 41-34 with 17:02 to go. The Tigers, though, responded with a 19-3 spurt that gave them a 60-37 lead at the 11:48 mark and put the contest out of reach.

Memphis shot 43.1 percent from the field and 33.3 percent from the arc.

JSU	FG-A	3P-A	FT-A	RB	TP	A TO	B	S	Min
Hanson	0-1	0-1	1-2	2	1	1	1	0	14
Maxey	5-13	0-2	1-2	3	11	1	1	1	28
Blake	0-1	0-0	0-0	3	0	1	0	1	10
Melvin	1-4	0-1	0-0	2	2	4	3	0	22
Johnson	6-17	2-5	2-2	2	16	0	2	2	33
Burk	2-2	0-0	2-2	2	6	0	1	0	21
Major	0-0	0-0	0-0	0	0	0	0	0	6
Williams, C.	1-1	0-0	0-1	0	2	0	2	0	7
Lewis	1-1	1-1	0-0	0	3	1	0	0	3
Williams, P.	0-2	0-0	1-2	2	1	1	1	0	14
Dixon	1-5	0-1	0-0	5	2	2	3	0	14
Jefferson	0-0	0-0	0-0	1	0	0	0	0	3
Jones	2-4	0-0	0-1	3	4	0	1	0	4
Swanier	1-1	1-1	0-0	0	3	0	2	0	3
Gregory	1-5	0-0	0-0	4	2	0	3	0	18
TEAM				4					
<b>Totals</b>	<b>21-57</b>	<b>4-12</b>	<b>7-13</b>	<b>33</b>	<b>53</b>	<b>11</b>	<b>20</b>	<b>4</b>	<b>200</b>

Memphis	FG-A	3P-A	FT-A	RB	TP	A TO	B	S	Min
H.-Niles	2-4	0-0	1-4	5	5	0	2	0	18
Witherspoon	3-9	2-5	5-7	4	13	1	1	1	20
Sallie	2-8	1-5	2-5	7	7	4	1	0	34
Kemp	1-3	0-2	2-2	4	4	3	3	1	33
Williams	5-11	2-6	7-11	3	19	3	3	0	33
Coleman	5-7	0-0	6-7	10	16	0	1	5	21
Barham	2-2	1-1	2-3	2	7	0	0	0	6
Holt	0-0	0-0	0-0	0	0	0	0	0	1
Mack	2-4	2-3	2-2	1	8	2	1	0	20
Stephens	0-1	0-1	1-3	2	1	0	1	0	9
Laird	0-1	0-0	2-4	0	2	1	0	0	2
Thomas	0-0	0-0	0-0	0	0	0	0	1	1
Foster	0-1	0-1	0-0	0	0	0	0	0	1
Jacques	0-0	0-0	0-0	1	0	0	0	0	1
TEAM				4					
<b>Totals</b>	<b>22-51</b>	<b>8-24</b>	<b>30-48</b>	<b>43</b>	<b>82</b>	<b>14</b>	<b>14</b>	<b>7</b>	<b>200</b>

Jackson State 21 32 — 53  
 Memphis 38 44 — 82  
**Officials:** Gattis, Ervin, Smith; **Attendance:** 17,584

## GAME #2

**#1/1 Kansas 57 • Memphis 55**  
**Nov. 17, 2009 • St. Louis, Mo.**  
**Basketball Hall of Fame Showcase**

The No. 1 Kansas Jayhawks escaped with a 57-55 win over the Memphis Tigers in a rematch of the 2008 National Championship game at the Scottrade Center in St. Louis, Mo. The game was the opening contest of the 2009 Hall of Fame Showcase for Memphis.

Elliot Williams finished with a career-high 21 points and six rebounds to lead the Tigers. Will Coleman was the Tigers' second-leading scorer with eight points off the bench. He also added five rebounds and two blocked shots.

Kansas was led by 2008 All Big-12 first team selection Cole Aldrich's double-double of 18 points and 11 rebounds. Sherron Collins finished the game with 12 points and five boards, while freshman Xavier Henry had 11 points for the Jayhawks.

Memphis forced the Jayhawks into 21 turnovers on the night, but it was still not enough to overcome its shooting woes. The Tigers shot just 34.5 percent from the field, including 24 percent from beyond the arc. Kansas also dominated Memphis on the glass, out-rebounding Memphis 36-25.

Kansas would extend its lead to as many as 10 in the second half, leading 38-28 at the 13:54 mark. Memphis head coach Josh Pastner then called a quick timeout to regroup. Coming out of the timeout, the Tigers connected on two quick layups to cut the deficit to six.

Eventually, Memphis would get the ball with 18 seconds left, trailing by two. Williams missed a last-second three pointer that would have given the Tigers the victory, and Kansas grabbed the rebound to run out the clock.

Memphis	FG-A	3P-A	FT-A	RB	TP	A TO	B	S	Min
H.-Niles	1-3	0-0	1-2	4	3	0	2	0	19
Sallie	2-10	0-6	1-1	4	5	0	1	0	33
Kemp	2-9	1-3	2-2	1	7	3	2	0	35
Williams	6-18	3-11	6-8	6	21	0	2	1	39
Mack	2-3	2-3	1-3	0	7	1	1	0	24
Coleman	4-6	0-0	0-0	5	8	0	3	2	24
Witherspoon	2-6	0-2	0-0	2	4	0	2	0	26
Stephens	0-0	0-0	0-0	0	0	0	0	0	0+
TEAM				3					
<b>Totals</b>	<b>19-55</b>	<b>6-25</b>	<b>11-16</b>	<b>25</b>	<b>55</b>	<b>4</b>	<b>13</b>	<b>3</b>	<b>200</b>

Kansas	FG-A	3P-A	FT-A	RB	TP	A TO	B	S	Min
Morris	1-1	0-0	2-2	6	4	0	3	1	15
Aldrich	7-10	0-0	4-5	11	18	0	5	1	30
Henry	3-11	0-2	5-6	6	11	0	4	0	32
Collins	5-7	1-1	1-2	5	12	2	2	0	32
Taylor	0-4	0-0	2-2	3	2	5	7	0	33
Robinson	0-1	0-0	0-0	1	0	0	0	0	2
Reed	0-2	0-2	0-0	1	0	0	0	0	18
Johnson	0-0	0-0	0-0	0	0	1	3	0	7
Morris	4-7	0-0	2-4	1	10	2	2	0	31
TEAM				2					
<b>Totals</b>	<b>20-43</b>	<b>1-5</b>	<b>16-21</b>	<b>36</b>	<b>57</b>	<b>10</b>	<b>21</b>	<b>6</b>	<b>200</b>

Memphis 20 35 — 55  
 Kansas 26 31 — 57  
**Officials:** Welmer, Olson, Whitehead  
**Attendance:** 12,107

## GAME #3

**Memphis 92 • Tennessee Tech 59**  
**Nov. 24, 2009 • Memphis, Tenn.**  
**Basketball Hall of Fame Showcase**

Led by Elliot Williams' career-high 23 points, along with three other Tigers in double figures, Memphis knocked off Tennessee Tech 92-59 at FedExForum.

Willie Kemp added 11 points, six assists and four rebounds. Roburt Sallie scored 10 points on 4-of-9 shooting. Will Coleman scored eight points to go along with nine rebounds in 22 minutes.

Tennessee Tech was able to keep the game close early, closing the deficit to five when Kevin Murphy knocked in a jumper at the 6:45 mark.

However, the Golden Eagles, who were playing their second game in as many days, couldn't keep up as Memphis would go on a 10-0 run over the next three minutes to put the game out of reach. The Tigers then ended the half with a duo of explosive dunks — first by Williams and then by Coleman on an alley-oop from Williams — to make it 40-23 going into the locker room.

Kevin Murphy led the Golden Eagles with a game-high tying 23 points to go along with four assists. Jud Dillard was the only other Golden Eagle in double figures, scoring 12 points in 20 minutes.

Memphis shot 55.7 percent from the floor, including 37.5 percent from beyond the arc. Tennessee Tech shot 42.6 percent from the floor, but only 22.2 percent (2-of-9) from the arc.

Tenn. Tech	FG-A	3P-A	FT-A	RB	TP	A TO	B	S	Min
Inameti	3-6	0-0	1-2	4	7	2	2	1	25
Jones	2-6	0-0	0-0	2	4	1	3	0	18
Murphy	8-16	2-5	5-6	4	23	2	5	0	33
Muhammad	0-2	0-2	1-2	3	1	2	4	0	22
Davis	1-2	0-1	0-0	4	2	2	4	0	24
Newton	0-1	0-1	2-2	1	2	0	0	0	7
Barnes	1-3	0-0	0-3	3	2	0	0	1	17
Hunley	0-0	0-0	0-0	0	0	0	0	0	3
Pickens	1-2	0-0	2-2	0	4	0	1	0	15
Dillard	6-11	0-0	0-1	2	12	2	3	0	20
Bailey	1-5	0-0	0-0	2	2	0	1	0	16
TEAM				6					
<b>Totals</b>	<b>23-54</b>	<b>2-9</b>	<b>11-18</b>	<b>31</b>	<b>59</b>	<b>11</b>	<b>24</b>	<b>1</b>	<b>200</b>

Memphis	FG-A	3P-A	FT-A	RB	TP	A TO	B	S	Min
Coleman	3-4	0-0	3-8	8	9	1	3	3	22
Sallie	4-9	0-3	2-3	1	10	1	1	1	29
Kemp	4-6	3-5	0-0	4	11	6	1	0	29
Williams	8-12	0-2	7-8	4	23	4	3	0	28
Mack	8-14	4-9	0-0	3	20	1	1	0	25
H.-Niles	1-5	0-0	0-0	8	2	0	0	0	18
Witherspoon	4-5	1-2	0-3	3	9	2	3	1	21
Barham	2-6	1-3	0-0	1	5	0	0	0	10
Holt	0-0	0-0	0-0	0	0	0	1	0	2
Stephens	0-0	0-0	0-0	1	0	0	0	1	6
Laird	0-0	0-0	1-2	1	1	0	0	0	3
Thomas	0-0	0-0	0-0	0	0	0	1	0	2
Foster	0-0	0-0	0-0	0	0	0	0	0	2
Jacques	0-0	0-0	2-2	2	2	0	0	0	3
TEAM				2					
<b>Totals</b>	<b>34-61</b>	<b>9-24</b>	<b>15-26</b>	<b>38</b>	<b>92</b>	<b>15</b>	<b>14</b>	<b>5</b>	<b>200</b>

Tennessee Tech 23 36 — 59  
 Memphis 40 52 — 92  
**Officials:** Welmer, O'Neil, Shows; **Attendance:** 16,707

# Game • Recaps • And • Boxscores

## GAME #4

**Memphis 81 • Central Arkansas 49**  
**Nov. 24, 2009 • Memphis, Tenn.**

After struggling to find its touch from beyond the arc in the first three games, Memphis rode a season-best three-point shooting performance to defeat Central Arkansas 81-49.

Elliot Williams led the Tigers in scoring for the fourth-consecutive game with 20 points to go along with eight assists. It was his third-straight game of 20 or more points. Williams also set new career highs in both three pointers made (four) and assists (eight).

For the second-straight game, four Tigers scored in double figures. Robert Sallie scored a season-high 17. Willie Kemp scored a season-high tying 11 points and Wesley Witherspoon also added 11 points.

Trailing 9-7 at the 11:45 mark in the first half, the Tigers went on a 14-3 run marked by a trifecta of three-pointers from Williams to take the lead 21-12. Williams made four treys in the game, a new career high.

Witherspoon then hit a three-pointer with 6:39 to extend the Memphis lead to 24-12. Memphis put the game out of reach when Sallie stole the ball and converted a breakaway layup despite being intentionally fouled. Sallie made the foul shot, as well as the additional free throw from the intentional foul to complete a four-point play and put the Tigers up 33-16.

Central Arkansas was led by Mitch Rueter's 17-point, six-rebound performance. Mike Pouncy was the only other Bear in double figures, netting 12 points in 25 minutes of action.

The Tigers turned in an impressive shooting performance, going 27-of-50 (54 percent) from the floor, 12-of-24 (50 percent) from deep and 15-of-20 (75 percent) from the charity stripe.

UCA	FG-A	3P-A	FT-A	RB	TP	A TO	B	S	Min	
Rueter	5-10	1-3	6-10	6	17	0	3	0	35	
Dos Santos	1-5	0-0	3-4	6	5	0	1	0	29	
Pouncy	5-8	0-0	2-4	5	12	0	1	0	25	
Rehmel	1-6	1-4	2-2	1	5	0	1	0	29	
Qahwash	0-0	0-0	1-2	2	1	3	0	0	17	
Clayborn	0-2	0-1	1-2	1	1	0	2	0	20	
Sheppard	0-0	0-0	2-4	1	2	0	3	1	14	
Poellnitz	3-7	0-3	0-0	1	6	1	3	0	29	
Williams	0-0	0-0	0-0	0	0	0	0	0	2	
TEAM	2									
<b>Totals</b>	<b>15-38</b>	<b>2-11</b>	<b>17-28</b>	<b>25</b>	<b>49</b>	<b>2</b>	<b>18</b>	<b>1</b>	<b>5</b>	<b>200</b>

Memphis	FG-A	3P-A	FT-A	RB	TP	A TO	B	S	Min	
Coleman	2-3	0-0	1-2	6	5	2	0	2	25	
Stephens	1-2	0-0	1-2	5	3	0	0	0	14	
Kemp	3-5	1-2	4-4	0	11	4	4	0	30	
Williams	7-15	4-8	2-3	5	20	8	1	0	27	
Mack	2-4	2-4	0-0	1	6	0	0	1	20	
H.-Niles	2-2	0-0	1-2	1	5	0	1	0	21	
Sallie	5-8	3-5	4-4	2	17	0	1	0	27	
Witherspoon	4-7	2-4	1-1	3	11	2	6	1	23	
Barham	0-3	0-1	0-0	1	0	1	0	0	5	
Holt	0-0	0-0	1-2	0	1	0	1	0	2	
Laird	0-0	0-0	0-0	0	0	1	0	0	3	
Thomas	0-0	0-0	0-0	0	0	0	0	0	1	
Foster	1-1	0-0	0-0	1	2	0	0	0	1	
Jacques	0-0	0-0	0-0	0	0	0	0	0	1	
TEAM	4									
<b>Totals</b>	<b>27-50</b>	<b>12-24</b>	<b>15-20</b>	<b>25</b>	<b>81</b>	<b>18</b>	<b>14</b>	<b>3</b>	<b>6</b>	<b>200</b>

Central Arkansas 16 33 — 49  
 Memphis 37 44 — 81  
**Officials:** O'Neil, Malham, Shaw  
**Attendance:** 16,612

## GAME #5

**Memphis 77 • Central Arkansas 46**  
**Nov. 30, 2009 • Memphis, Tenn.**

Elliot Williams scored 20 points and Will Coleman added 12 points, six rebounds and four blocks to lead Memphis to a 77-46 victory over Oakland. Memphis improves to 4-1 on the season with the victory. Oakland falls to 3-4 with the loss.

With Monday's victory Josh Pastner is now tied for the third-best record among Tiger coaches in their first five games as the head coach.

Williams has now led Memphis in scoring in each of its first five games, scoring 20 or more in four of those five. Robert Sallie also added 12 points on 5-of-8 shooting, as the Tigers shot 54.8 percent (34-of-62).

Derick Nelson led Oakland with 14 points, while Johnathon Jones added 12 points. Keith Benson, who entered the game with a team-high scoring average of 18.2 points, was held to nine points on 3-of-13 shooting.

Memphis pulled away with 14 unanswered points midway through the first half and took a 31-17 lead at halftime. Memphis eventually would lead by as many as 36.

Oakland struggled offensively, shooting just 33.3 percent (16-of-48) and committing 24 turnovers in the game.

The Tigers shot 61.8 percent from the field in the second half, finishing with an overall shooting percentage of 54.8 percent.

Coleman led the Tigers out of the locker room in the second half scoring the first six points of the half. All of Coleman's 12 points were scored in the second period.

Oakland	FG-A	3P-A	FT-A	RB	TP	A TO	B	S	Min	
Nelson	6-11	1-1	1-3	3	14	1	3	0	30	
Hudson	1-3	0-0	1-2	3	3	0	1	0	22	
Benson	3-13	0-0	3-3	9	9	1	5	1	36	
Cushingberry	0-2	0-1	0-0	1	0	1	0	0	11	
Jones	4-7	1-2	3-4	1	12	2	6	0	35	
Wright	0-3	0-1	0-0	0	0	0	1	0	6	
Eackles	1-4	0-0	3-5	4	5	1	2	0	27	
Valentine	0-3	0-0	0-0	3	0	0	1	1	13	
Maynard	1-1	1-1	0-1	0	3	0	2	1	5	
Thames	0-0	0-0	0-0	1	0	0	1	0	6	
Milutinovic	0-1	0-0	0-0	1	0	0	1	0	8	
TEAM	5									
<b>Totals</b>	<b>16-48</b>	<b>3-6</b>	<b>11-18</b>	<b>31</b>	<b>46</b>	<b>6</b>	<b>24</b>	<b>3</b>	<b>7</b>	<b>200</b>

Memphis	FG-A	3P-A	FT-A	RB	TP	A TO	B	S	Min	
Coleman	6-8	0-0	0-1	6	12	1	1	4	26	
Sallie	5-8	2-4	0-0	1	12	2	1	1	29	
Kemp	2-6	1-2	0-0	2	5	4	3	0	32	
Williams	8-14	2-4	2-2	2	20	2	5	0	34	
Mack	2-5	0-1	0-0	1	4	3	0	0	21	
H.-Niles	3-7	0-0	0-0	8	6	0	1	5	19	
Witherspoon	3-5	0-1	0-0	4	6	1	2	0	19	
Barham	2-4	2-4	0-0	1	6	0	0	0	1	
Holt	0-1	0-0	0-0	0	0	0	0	0	2	
Stephens	3-3	0-0	0-0	2	6	0	0	0	7	
Laird	0-0	0-0	0-0	0	0	0	0	0	3	
Thomas	0-0	0-0	0-0	0	0	0	0	0	1	
Foster	0-0	0-0	0-0	1	0	0	0	0	1	
Jacques	0-1	0-0	0-0	1	0	0	0	0	2	
TEAM	4									
<b>Totals</b>	<b>34-62</b>	<b>7-16</b>	<b>2-3</b>	<b>33</b>	<b>77</b>	<b>13</b>	<b>13</b>	<b>10</b>	<b>15</b>	<b>200</b>

Oakland 17 29 — 46  
 Memphis 31 46 — 77  
**Officials:** O'Neil, Welmer, Thornley  
**Attendance:** 15,689

## GAME #6

**Memphis 74 • Arkansas State 55**  
**Dec. 5, 2009 • Memphis, Tenn.**

In a tale of two halves, Memphis rode Elliot Williams' 20-point performance to defeat Arkansas State 74-55 at FedExForum. With the victory, Memphis improved to 5-1 on the season, while Arkansas State fell to 3-4.

Willie Kemp scored in double figures for the third time in four games, adding 11 points to go with a career-high eight rebounds and six assists. Doneal Mack was the only other Tiger in double figures, scoring 11 points in 32 minutes. Pierre Henderson-Niles scored just two points, but made an impact with a career-high 11 rebounds.

The Tigers struggled out of the gate and trailed 11-2 when Trey Finn knocked in a three-point basket at the 16:31 mark. The Red Wolves extended their lead to as many as 13 points, leading 22-9 with just under 10 minutes in the first half. Memphis then countered with an 11-2 run of their own to cut the lead to 24-20 at the 6:58 mark. Memphis, however, continued to miss shots and trailed 32-28 at the break.

The Tigers took the lead for the first time on an Elliot Williams layup at the 14:38 mark that made the score 40-39. The Tigers closed the game on a 34-16 run.

Jejuan Brown led the Red Wolves with 17 points on 6-of-10 shooting to go along with seven boards. Martavius Adams recorded a double-double with 11 points and 12 boards.

The Tigers, once again, used their pressure defense to cause turnovers, forcing the Red Wolves into 19 turnovers and converting those miscues into 26 points.

Arkansas State started the game with the hot hand, shooting 55 percent through the first eight minutes. However, the Memphis defense held the Red Wolves to 35.7 percent shooting for the game. Memphis also out-rebounded Arkansas State 49-43.

ASU	FG-A	3P-A	FT-A	RB	TP	A TO	B	S	Min	
Adams	4-6	0-0	3-4	12	11	0	1	1	19	
Brown	6-10	2-2	3-4	7	17	0	1	2	28	
Reed	6-18	0-3	2-6	5	14	1	6	0	40	
Finn	2-4	1-2	0-0	1	5	1	1	0	2	
Allison	0-7	0-2	0-0	5	0	3	5	0	40	
Bryant	1-7	1-2	0-2	2	3	3	3	1	24	
Peterson	1-3	0-0	3-4	5	5	0	2	2	26	
Butler	0-1	0-0	0-0	2	0	0	0	0	6	
TEAM	4									
<b>Totals</b>	<b>20-56</b>	<b>4-11</b>	<b>11-20</b>	<b>43</b>	<b>55</b>	<b>8</b>	<b>19</b>	<b>6</b>	<b>4</b>	<b>200</b>

Memphis	FG-A	3P-A	FT-A	RB	TP	A TO	B	S	Min	
Coleman	3-5	0-0	2-5	10	8	0	1	1	19	
Sallie	3-9	0-3	3-4	4	9	2	2	3	30	
Kemp	4-14	0-3	3-7	8	11	6	2	1	32	
Williams	6-10	0-2	8-12	4	20	2	3	0	38	
Mack	4-9	1-2	2-3	1	11	1	0	0	3	
H.-Niles	1-9	0-0	0-0	11	2	0	0	1	13	
Witherspoon	3-9	0-2	1-2	4	7	1	3	0	20	
Barham	0-1	0-1	0-0	0	0	0	0	0	2	
Stephens	2-2	0-0	0-0	1	4	1	0	0	1	
Laird	1-1	0-0	0-0	0	2	0	2	0	2	
Foster	0-0	0-0	0-0	0	0	0	0	0	1	
TEAM	6									
<b>Totals</b>	<b>27-69</b>	<b>1-13</b>	<b>19-33</b>	<b>49</b>	<b>74</b>	<b>13</b>	<b>13</b>	<b>6</b>	<b>10</b>	<b>200</b>

Arkansas State 32 23 — 55  
 Memphis 28 46 — 74  
**Officials:** Whitehead, Barnaky, Mathis  
**Attendance:** 16,714

# Game • Recaps • And • Boxscores

## GAME #7

**Memphis 76 • Montana State 51**  
**Dec. 9, 2009 • Memphis, Tenn.**

Memphis' defense continues to improve, and the Tigers continue to win.

Elliot Williams scored 22 points to go along with six rebounds and a career-high five steals as Memphis defeated Montana State 76-51.

It was the sixth-consecutive game in which Williams scored 20 or more points, tying Sean Banks' mark of six-straight, 20-point contests to close the 2003-04 regular season.

Wesley Witherspoon was the only other Tiger in double figures, notching 13 points and eight boards in 25 minutes. Both marks tied Witherspoon's career highs.

Memphis used six points in the first five minutes by Williams to jump out to an 8-2 lead at the 14:20 mark. A three-point bucket by Witherspoon with 10:34 left put the Tigers ahead 17-5, stretching the lead to double digits for the remainder of the game.

Memphis closed the half on a 22-10 run, making the score 39-17 at halftime. The Tigers' 39 points in the opening period was the second-highest, first-half output of the season. It was also the third time this season Memphis held an opponent to 17 or fewer points in the first half.

Montana State came out firing in the second half, scoring eight-straight points. The Bobcats cut the lead to 14 points at 45-31 after a Cameron Henderson layup at the 14:26 mark.

The Bobcats would never get any closer, however, and the Tigers closed the game on a 31-20 run.

Branden Johnson was the only Bobcat player to score in double figures with 12 points in 31 minutes. Erik Rush added eight points and five rebounds.

Montana St.	FG-A	3P-A	FT-A	RB	TP	A	TO	B	S	Min
Howard	3-8	0-3	0-1	7	6	0	4	0	0	26
Johnson	4-8	2-5	2-2	3	12	1	2	0	1	31
Navarre	1-6	0-0	2-4	0	4	0	5	0	4	29
Bynum	2-10	1-2	0-1	5	5	3	5	0	1	29
Rush	3-7	1-2	1-2	5	8	2	1	0	1	27
Brown	1-4	0-3	0-0	1	2	1	0	1	0	20
Henderson	2-5	0-0	1-1	4	5	0	0	0	0	17
Louff	0-0	0-0	0-0	1	0	2	0	0	0	3
Peipoli	2-6	1-3	2-2	2	7	0	0	0	0	11
Anderson	1-1	0-0	0-0	1	2	0	2	1	0	7
TEAM				4						
<b>Totals</b>	<b>19-55</b>	<b>5-18</b>	<b>8-13</b>	<b>33</b>	<b>51</b>	<b>9</b>	<b>19</b>	<b>2</b>	<b>7</b>	<b>200</b>

Memphis	FG-A	3P-A	FT-A	RB	TP	A	TO	B	S	Min
Coleman	1-2	0-0	0-0	4	2	2	0	2	1	17
Sallie	3-6	2-4	0-0	7	8	7	1	0	3	33
Kemp	2-5	1-3	1-6	2	6	4	4	0	2	31
Williams	8-15	0-3	6-7	6	22	4	2	0	5	29
Mack	2-12	0-6	2-2	3	6	0	0	1	0	24
H.-Niles	3-6	0-0	2-6	8	8	0	3	3	0	18
Witherspoon	4-5	2-3	3-4	8	13	0	0	2	0	25
Barham	1-3	1-3	1-4	0	4	0	0	0	1	6
Holt	0-1	0-0	1-2	1	1	0	0	0	0	2
Stephens	3-4	0-0	0-0	3	6	0	0	1	0	9
Laird	0-0	0-0	0-0	0	0	0	0	0	0	2
Thomas	0-1	0-0	0-0	0	0	0	1	0	1	1
Foster	0-0	0-0	0-0	0	0	0	0	0	0	1
Jacques	0-0	0-0	0-0	0	0	0	0	0	0	2
TEAM				3						
<b>Totals</b>	<b>27-60</b>	<b>6-22</b>	<b>16-31</b>	<b>45</b>	<b>76</b>	<b>17</b>	<b>11</b>	<b>10</b>	<b>13</b>	<b>200</b>

Montana State 17 34 — 51  
 Memphis 39 37 — 76

Officials: Olson, Stuart, Cassell; Attendance: 16,077

# UPDATED - PLAYER - BIOS

## PIERRE HENDERSON-NILES

# 1

**6-8 - 270**  
**FORWARD - SENIOR**  
**MEMPHIS, TENN.**  
**PATTERSON SCHOOL**



### 2009-10 Game-By-Game Statistics

Date/Opponent	FG-A	3P-A	FT-A	RB	TP	A	TO	B	S	Min
11-13/Jackson State *	2-4	0-0	1-4	5	5	0	2	0	1	18
11-17/vs. Kansas *	1-3	0-0	1-2	4	3	0	2	0	1	19
11-20/Tennessee Tech	1-5	0-0	0-0	8	2	0	0	0	0	18
11-24/Central Arkansas	2-2	0-0	1-2	1	5	0	1	0	1	21
11-30/Oakland	3-7	0-0	0-0	8	6	0	1	5	0	19
12-5/Arkansas State	1-9	0-0	0-0	11	2	0	0	1	0	13
12-9/Montana State	3-6	0-0	2-6	8	8	0	3	3	0	18
12-12/at UALR										
12-19/at UMASS										
12-22/SEMO										
12-28/IUPUI										
12-31/Tennessee										
1-3/Houston Baptist										
1-6/at Syracuse										
1-9/at Southern Miss										
1-13/East Carolina										
1-16/at Rice										
1-20/UTEP										
1-23/Houston										
1-27/at Marshall										
1-30/at SMU										
2-3/UAB										
2-6/Gonzaga										
2-10/UCF										
2-13/at Tulsa										
2-17/at Tulane										
2-20/SMU										
2-24/at Houston										
2-27/Southern Miss										
3-3/at UAB										
3-6/Tulsa										
<b>Totals</b>	<b>13-36</b>	<b>0-0</b>	<b>5-14</b>	<b>45</b>	<b>31</b>	<b>0</b>	<b>9</b>	<b>9</b>	<b>3</b>	<b>126</b>
<b>Pct./Avg.</b>	<b>.361</b>	<b>.000</b>	<b>.357</b>	<b>6.4</b>	<b>4.4</b>	<b>0.0</b>	<b>1.3</b>	<b>1.3</b>	<b>0.4</b>	<b>18.0</b>

*\* indicates start*

- Averaging 9.0 rebounds over the last three games
- Scored a season-high eight points vs. Montana State. Also set season highs in made field goals, made free-throws and free-throws attempted
- Grabbed a career-high 11 rebounds against Arkansas State
- Recorded a career-high five blocks vs. Oakland
- Played season-high 21 minutes and was two-for-two from the field against Central Arkansas
- Recorded eight rebounds and scored two points vs. Tennessee Tech
- Had three points and four rebounds vs. No. 1 Kansas
- Tallied five points and five rebounds in season-opener vs. Jackson State
- Averaged 8.0 points and 7.0 rebounds in two exhibitions games vs. Christian Brothers and LeMoyné-Owen

#### Career Highs

Points .....	12 vs. Syracuse (12/20/08)
Rebounds.....	11 vs. Arkansas State (12/5/09)
Field Goals Made .....	5 vs. Syracuse (12/20/08)
Field Goals Attempted.....	9, two times, last vs. Arkansas State (12/5/09)
Three-Point Field Goals Made .....	None
Three-Point Field Goals Attempted.....	1 vs. UCF (1/31/07)
Free Throws Made.....	3 vs. Seton Hall (11/21/08)
Free Throws Attempted.....	6, four times, last vs. Montana State (12/9/09)
Assists.....	1, nine times, last vs. Cal State Northridge (3/19/09)
Blocks.....	5 vs. Oakland (11/30/09)
Steals.....	3, three times, last vs. Northeastern (12/31/08)
Minutes Played .....	27 vs. UALR (12/17/08)

#### Season Highs

Points .....	8 vs. Montana State (12/9/09)
Rebounds.....	11 vs. Arkansas State (12/5/09)
Field Goals Made .....	3, two times, last vs. Montana State (12/9/09)
Field Goals Attempted.....	9 vs. Arkansas State (12/5/09)
Three-Point Field Goals Made .....	None
Three-Point Field Goals Attempted.....	None
Free Throws Made.....	2 vs. Montana State (12/9/09)
Free Throws Attempted.....	6 vs. Montana State (12/9/09)
Assists.....	None
Blocks.....	5 vs. Oakland (11/30/09)
Steals.....	1, three times, last vs. Central Arkansas (11/24/09)
Minutes Played .....	21 vs. Central Arkansas (11/24/09)

### HENDERSON - NILES CAREER STATISTICS


Year	GP-GS	Min/Avg	— Total —		— 3-Point —		FT-A	Pct	— Rebounds —			PF-FO	A	TO	B	ST	Pts-Avg
			FG-A	Pct	FG-A	Pct			Off-Def	Tot	Avg						
2006-07	25-0	185/7.4	16-38	.421	0-1	.000	7-16	.438	20-34	54	2.2	36-1	4	16	9	8	39-1.6
2007-08	26-0	98/3.8	6-15	.400	0-0	.000	5-18	.278	10-11	21	0.8	24-0	2	4	0	2	17-0.7
2008-09	36-10	453/12.6	36-75	.480	0-0	.000	15-28	.536	51-79	130	3.6	64-2	4	25	13	12	87-2.4
2009-10	7-2	126/18.0	13-36	.361	0-0	.000	5-14	.357	22-23	45	6.4	17-0	0	9	9	3	31-4.4
<b>Total</b>	<b>94-12</b>	<b>862/9.2</b>	<b>71-164</b>	<b>.433</b>	<b>0-1</b>	<b>.000</b>	<b>32-76</b>	<b>.421</b>	<b>103-147</b>	<b>250</b>	<b>2.7</b>	<b>141-3</b>	<b>10</b>	<b>54</b>	<b>31</b>	<b>25</b>	<b>174-1.9</b>

# UPDATED - PLAYER - BIOS

## JAMES HARVEY, JR.

# 2

**6-2 - 200**  
**GUARD - JUNIOR**  
**MEMPHIS, TENN.**  
**SOUTHEASTERN C.C.**



### 2009-10 Game-By-Game Statistics

Date/Opponent	FG-A	3P-A	FT-A	RB	TP	A	TO	B	S	Min
11-13/Jackson State	-DNP (Ineligible until second semester)									
11-17/vs. Kansas	-DNP (Ineligible until second semester)									
11-20/Tennessee Tech	-DNP (Ineligible until second semester)									
11-24/Central Arkansas	-DNP (Ineligible until second semester)									
11-30/Oakland	-DNP (Ineligible until second semester)									
12-5/Arkansas State	-DNP (Ineligible until second semester)									
12-9/Montana State	-DNP (Ineligible until second semester)									
12-12/at UALR	-DNP (Ineligible until second semester)									
12-19/at UMASS	-DNP (Ineligible until second semester)									
12-22/SEMO	-DNP (Ineligible until second semester)									
12-28/IUPUI	-DNP (Ineligible until second semester)									
12-31/Tennessee	-DNP (Ineligible until second semester)									
1-3/Houston Baptist	-DNP (Ineligible until second semester)									
1-6/at Syracuse	-DNP (Ineligible until second semester)									
1-9/at Southern Miss	-DNP (Ineligible until second semester)									
1-13/East Carolina	-DNP (Ineligible until second semester)									
1-16/at Rice	-DNP (Ineligible until second semester)									
1-20/UTEP	-DNP (Ineligible until second semester)									
1-23/Houston	-DNP (Ineligible until second semester)									
1-27/at Marshall	-DNP (Ineligible until second semester)									
1-30/at SMU	-DNP (Ineligible until second semester)									
2-3/UAB	-DNP (Ineligible until second semester)									
2-6/Gonzaga	-DNP (Ineligible until second semester)									
2-10/UCF	-DNP (Ineligible until second semester)									
2-13/at Tulsa	-DNP (Ineligible until second semester)									
2-17/at Tulane	-DNP (Ineligible until second semester)									
2-20/SMU	-DNP (Ineligible until second semester)									
2-24/at Houston	-DNP (Ineligible until second semester)									
2-27/Southern Miss	-DNP (Ineligible until second semester)									
3-3/at UAB	-DNP (Ineligible until second semester)									
3-6/Tulsa	-DNP (Ineligible until second semester)									
<b>Totals</b>	<b>0-0</b>	<b>0-0</b>	<b>0-0</b>	<b>0</b>	<b>0</b>	<b>0</b>	<b>0</b>	<b>0</b>	<b>0</b>	<b>0</b>
<b>Pct./Avg.</b>	<b>.000</b>	<b>.000</b>	<b>.000</b>	<b>0.0</b>	<b>0.0</b>	<b>0.0</b>	<b>0.0</b>	<b>0.0</b>	<b>0.0</b>	<b>0.0</b>
<i>* indicates start</i>										

• Will be eligible to compete at the start of the spring semester

#### Career Highs

Points .....	None
Rebounds.....	None
Field Goals Made .....	None
Field Goals Attempted.....	None
Three-Point Field Goals Made .....	None
Three-Point Field Goals Attempted.....	None
Free Throws Made.....	None
Free Throws Attempted.....	None
Assists.....	None
Blocks.....	None
Steals.....	None
Minutes Played .....	None

#### Season Highs

Points .....	None
Rebounds.....	None
Field Goals Made .....	None
Field Goals Attempted.....	None
Three-Point Field Goals Made .....	None
Three-Point Field Goals Attempted.....	None
Free Throws Made.....	None
Free Throws Attempted.....	None
Assists.....	None
Blocks.....	None
Steals.....	None
Minutes Played .....	None

### HARVEY, JR. CAREER STATISTICS

Year	GP-GS	Min/Avg	— Total —		— 3-Point —		— Rebounds —			PF-FO	A	TO	B	ST	Pts-Avg
			FG-A	Pct	FG-A	Pct	Off-Def	Tot	Avg						
2009-10															Will be eligible to play during second semester

# UPDATED - PLAYER - BIOS

## ROBURT SALLIE



**6-5 - 196**  
**GUARD - JUNIOR**  
**SACRAMENTO, CALIF.**  
**CC OF SAN FRAN**



### 2009-10 Game-By-Game Statistics

Date/Opponent	FG-A	3P-A	FT-A	RB	TP	A	TO	B	S	Min
11-13/Jackson State *	2-8	1-5	2-5	7	7	4	1	0	4	34
11-17/vs. Kansas *	2-10	0-6	1-1	4	5	0	1	0	4	33
11-20/Tennessee Tech *	4-9	0-3	2-3	1	10	1	1	1	4	29
11-24/Central Arkansas	5-8	3-5	4-4	2	17	0	1	0	2	27
11-30/Oakland *	5-8	2-4	0-0	1	12	2	1	1	3	29
12-5/Arkansas State *	3-9	0-3	3-4	4	9	2	2	3	2	30
12-9/Montana State *	3-6	2-4	0-0	7	8	7	1	0	3	33
12-12/at UALR										
12-19/at UMASS										
12-22/SEMO										
12-28/IUPUI										
12-31/Tennessee										
1-3/Houston Baptist										
1-6/at Syracuse										
1-9/at Southern Miss										
1-13/East Carolina										
1-16/at Rice										
1-20/UTEP										
1-23/Houston										
1-27/at Marshall										
1-30/at SMU										
2-3/UAB										
2-6/Gonzaga										
2-10/UCF										
2-13/at Tulsa										
2-17/at Tulane										
2-20/SMU										
2-24/at Houston										
2-27/Southern Miss										
3-3/at UAB										
3-6/Tulsa										
<b>Totals</b>	<b>24-58</b>	<b>8-30</b>	<b>12-17</b>	<b>26</b>	<b>68</b>	<b>16</b>	<b>8</b>	<b>5</b>	<b>22</b>	<b>215</b>
<b>Pct./Avg.</b>	<b>.414</b>	<b>.267</b>	<b>.706</b>	<b>3.7</b>	<b>9.7</b>	<b>2.3</b>	<b>1.1</b>	<b>0.7</b>	<b>3.1</b>	<b>30.7</b>

*\* indicates start*

- Dished out a career-high seven assists vs. Montana State. Also tied a career high with seven rebounds
- Blocked a career-high three shots against Arkansas State
- Tallied 10 or more points for the third game in a row with his 12 point performance against Oakland.
- Scored second-highest point total in career with 17 points against Central Arkansas. Shot five-of-eight from the field and hit three shots from beyond the arc.
- Recorded a career-high with four made free-throws against Central Arkansas
- Had three straight games with four steals (Jackson State, Kansas, Tennessee Tech)
- Set career-highs in rebounds (7) and steals (4) in the opening game of the season vs. Jackson State
- Averaged 11.0 points and 4.5 rebounds in two exhibition vs. Christian Brothers and LeMoyné-Owen

#### Career Highs

Points.....	35 vs. Cal State Northridge (3/19/09)
Rebounds.....	7, two times, last vs. Montana State (12/9/09)
Field Goals Made.....	12 vs. Cal State Northridge (3/19/09)
Field Goals Attempted.....	17 vs. Cal State Northridge (3/19/09)
Three-Point Field Goals Made.....	10 vs. Cal State Northridge (3/19/09)
Three-Point Field Goals Attempted.....	15 vs. Cal State Northridge (3/19/09)
Free Throws Made.....	4 vs. Central Arkansas (11/24/09)
Free Throws Attempted.....	5 vs. Jackson State (11/13/09)
Assists.....	7 vs. Montana State (12/9/09)
Blocks.....	3 vs. Arkansas State (12/5/09)
Steals.....	4, three times, last vs. Tennessee Tech (11/20/09)
Minutes Played.....	36 vs. Cal State Northridge (3/19/09)

#### Season Highs

Points.....	17 vs. Central Arkansas (11/24/09)
Rebounds.....	7, two times, last vs. Montana State (12/9/09)
Field Goals Made.....	5, two times, last vs. Oakland (11/30/09)
Field Goals Attempted.....	10 vs. Kansas (11/17/09)
Three-Point Field Goals Made.....	3 vs. Central Arkansas (11/24/09)
Three-Point Field Goals Attempted.....	6 vs. Kansas (11/17/09)
Free Throws Made.....	4 vs. Central Arkansas (11/24/09)
Free Throws Attempted.....	5 vs. Jackson State (11/13/09)
Assists.....	7 vs. Montana State (12/9/09)
Blocks.....	3 vs. Arkansas State (12/5/09)
Steals.....	4, three times, last vs. Tennessee Tech (11/20/09)
Minutes Played.....	34 vs. Jackson State (11/13/09)

### SALLIE CAREER STATISTICS

Year	GP-GS	Min/Avg	— Total —		— 3-Point —		— Rebounds —					PF-FO	A	TO	B	ST	Pts-Avg
			FG-A	Pct	FG-A	Pct	FT-A	Pct	Off-Def	Tot	Avg						
2008-09	36-0	551/15.3	67-162	.414	55-117	.470	21-26	.808	16-41	57	1.6	59-2	27	11	11	27	210-5.8
2009-10	7-6	215/30.7	24-58	.414	8-30	.267	12-17	.706	8-18	26	3.7	10-0	16	8	5	22	68-9.7
<b>Total</b>	<b>43-5</b>	<b>766/17.8</b>	<b>91-220</b>	<b>.414</b>	<b>61-143</b>	<b>.427</b>	<b>33-43</b>	<b>.767</b>	<b>24-59</b>	<b>83</b>	<b>1.9</b>	<b>69-2</b>	<b>43</b>	<b>19</b>	<b>16</b>	<b>49</b>	<b>278-6.5</b>

# UPDATED - PLAYER - BIOS

## WILLIE KEMP

5

**6-2 - 184**  
**GUARD - SENIOR**  
**BOLIVAR, TENN.**  
**BOLIVAR CENTRAL**



### 2009-10 Game-By-Game Statistics

Date/Opponent	FG-A	3P-A	FT-A	RB	TP	A	TO	B	S	Min
11-13/Jackson State *	1-3	0-2	2-2	4	4	3	3	1	2	33
11-17/vs. Kansas *	2-9	1-3	2-2	1	7	3	2	0	1	35
11-20/Tennessee Tech *	4-6	3-5	0-0	4	11	6	1	0	1	29
11-24/Central Arkansas *	3-5	1-2	4-4	0	11	4	4	0	0	30
11-30/Oakland *	2-6	1-2	0-0	2	5	4	3	0	2	32
12-5/Arkansas State *	4-14	0-3	3-7	8	11	6	2	1	2	32
12-9/Montana State *	2-5	1-3	1-6	2	6	4	4	0	2	31
12-12/at UALR										
12-19/at UMASS										
12-22/SEMO										
12-28/IUPUI										
12-31/Tennessee										
1-3/Houston Baptist										
1-6/at Syracuse										
1-9/at Southern Miss										
1-13/East Carolina										
1-16/at Rice										
1-20/UTEP										
1-23/Houston										
1-27/at Marshall										
1-30/at SMU										
2-3/UAB										
2-6/Gonzaga										
2-10/UCF										
2-13/at Tulsa										
2-17/at Tulane										
2-20/SMU										
2-24/at Houston										
2-27/Southern Miss										
3-3/at UAB										
3-6/Tulsa										
<b>Totals</b>	<b>18-48</b>	<b>7-20</b>	<b>12-21</b>	<b>21</b>	<b>55</b>	<b>30</b>	<b>19</b>	<b>2</b>	<b>10</b>	<b>222</b>
<b>Pct./Avg.</b>	<b>.375</b>	<b>.350</b>	<b>.571</b>	<b>3.0</b>	<b>7.9</b>	<b>4.3</b>	<b>2.7</b>	<b>0.3</b>	<b>1.4</b>	<b>31.7</b>

*\* indicates start*

- Has tallied 10 points or more in three of the last five games
- Secured a career-high eight rebounds against Arkansas State
- Also set a career high with 14 shot attempts against Arkansas State
- Dished out six assists for the second time this season against Arkansas State
- Secured a block against Arkansas State, his eighth of his career
- Scored 11 points against Tennessee Tech, was his highest point total since he scored nine points against East Carolina on 1/28/09
- Dished out six assists against Tennessee Tech
- Had seven points and three assists against No. 1 Kansas, also played a career-high 35 minutes vs. the Jayhawks
- Averaged 8.5 points and 4.0 rebounds in two exhibition games vs. Christian Brothers and LeMoyné-Owen

#### Career Highs

Points .....	22 vs. Arkansas State (11/20/07)
Rebounds.....	8 vs. Arkansas State (12/5/09)
Field Goals Made .....	8, two times, last vs. Arkansas State (11/20/07)
Field Goals Attempted.....	14 vs. Arkansas State (12/5/09)
Three-Point Field Goals Made .....	6, two times, last vs. Arkansas State (11/20/07)
Three-Point Field Goals Attempted.....	9 vs. Cincinnati (1/4/07)
Free Throws Made.....	6 vs. Seton Hall (11/21/08)
Free Throws Attempted.....	7, two times, last vs. Arkansas State (12/5/09)
Assists.....	9 vs. Middle Tennessee (12/23/06)
Blocks.....	1, eight times, last vs. Arkansas State (12/5/09)
Steals.....	5 vs. Tulsa (1/13/09)
Minutes Played .....	35 vs. Kansas (11/17/09)

#### Season Highs

Points .....	11, three times, last vs. Arkansas State (12/5/09)
Rebounds.....	8 vs. Arkansas State (12/5/09)
Field Goals Made .....	4, two times, last vs. Arkansas State (12/5/09)
Field Goals Attempted.....	14 vs. Arkansas State (12/5/09)
Three-Point Field Goals Made .....	3 vs. Tennessee Tech (11/20/09)
Three-Point Field Goals Attempted.....	5 vs. Tennessee Tech (11/20/09)
Free Throws Made.....	4 vs. Central Arkansas (11/24/09)
Free Throws Attempted.....	7 vs. Arkansas State (12/5/09)
Assists.....	6, two times, last vs. Arkansas State (12/5/09)
Blocks.....	1, two times, last vs. Arkansas State (12/5/09)
Steals.....	2, four times, last vs. Montana State (12/9/09)
Minutes Played .....	35 vs. Kansas (11/17/09)

### KEMP CAREER STATISTICS

Year	GP-GS	Min/Avg	— Total —		— 3-Point —		— Rebounds —			PF-FO	A	TO	B	ST	Pts-Avg		
			FG-A	Pct	FG-A	Pct	FT-A	Pct	Off-Def							Tot	Avg
2006-07	37-36	793/21.4	85-223	.381	51-132	.386	16-39	.410	21-64	85	2.3	55-1	82	48	2	24	237-6.4
2007-08	40-0	552/13.8	67-175	.383	51-139	.367	16-25	.640	9-30	39	1.0	25-0	60	20	3	25	201-5.0
2008-09	36-2	485/13.5	32-113	.283	21-80	.263	21-33	.636	10-22	32	0.9	29-0	44	19	1	33	106-2.9
2009-10	7-7	222/31.7	18-48	.375	7-20	.350	12-21	.571	7-14	21	3.0	9-0	30	19	2	10	55-7.9
<b>Total</b>	<b>120-45</b>	<b>2052/17.1</b>	<b>202-559</b>	<b>.361</b>	<b>130-371</b>	<b>.350</b>	<b>64-112</b>	<b>.571</b>	<b>47-130</b>	<b>177</b>	<b>1.5</b>	<b>118-1</b>	<b>216</b>	<b>106</b>	<b>8</b>	<b>92</b>	<b>599-5.0</b>

# UPDATED - PLAYER - BIOS

## WILL COLEMAN

# 10

**6-9 - 250**  
**FORWARD - JUNIOR**  
**COLUMBUS, GA.**  
**MIAMI DADE COLLEGE**



### 2009-10 Game-By-Game Statistics

Date/Opponent	FG-A	3P-A	FT-A	RB	TP	A	TO	B	S	Min
11-13/Jackson State	5-7	0-0	6-7	10	16	0	1	5	0	21
11-17/vs. Kansas	4-6	0-0	0-0	5	8	0	3	2	2	24
11-20/Tennessee Tech *	3-4	0-0	3-8	8	9	1	3	3	1	22
11-24/Central Arkansas *	2-3	0-0	1-2	6	5	2	0	2	0	25
11-30/Oakland *	6-8	0-0	0-1	6	12	1	1	4	1	26
12-5/Arkansas State *	3-5	0-0	2-5	10	8	0	1	1	0	19
12-9/Montana State *	1-2	0-0	0-0	4	2	2	0	2	1	17
12-12/at UALR										
12-19/at UMASS										
12-22/SEMO										
12-28/IUPUI										
12-31/Tennessee										
1-3/Houston Baptist										
1-6/at Syracuse										
1-9/at Southern Miss										
1-13/East Carolina										
1-16/at Rice										
1-20/UTEP										
1-23/Houston										
1-27/at Marshall										
1-30/at SMU										
2-3/UAB										
2-6/Gonzaga										
2-10/UCF										
2-13/at Tulsa										
2-17/at Tulane										
2-20/SMU										
2-24/at Houston										
2-27/Southern Miss										
3-3/at UAB										
3-6/Tulsa										
<b>Totals</b>	<b>24-35</b>	<b>0-0</b>	<b>12-23</b>	<b>49</b>	<b>60</b>	<b>6</b>	<b>9</b>	<b>19</b>	<b>5</b>	<b>154</b>
<b>Pct./Avg.</b>	<b>.686</b>	<b>.000</b>	<b>.522</b>	<b>7.0</b>	<b>8.6</b>	<b>0.9</b>	<b>1.3</b>	<b>2.7</b>	<b>0.7</b>	<b>22.0</b>

*\* indicates start*

- Currently shooting 68.6 percent from the field
- Grabbed 10 rebounds for the second time this season against Arkansas State
- Scored 12 second-half points on six of eight shooting from the field vs. Oakland. Tallied the first six points of the second half.
- Scored five points and grabbed six rebounds in a career-high 25 minutes against Central Arkansas
- Had second-highest point total of any Memphis player with eight points against No. 1 Kansas, also had five rebounds
- Double-double against Jackson State is the first time a Memphis player has secured a double-double in his first career regular season game since Joey Dorsey did so in his first career game on Nov. 12, 2004 against Savannah State. Dorsey had 10 points and 16 rebounds in the contest
- Had 16 points and 10 rebounds vs. Jackson State, also blocked five shots
- Averaged 8.5 points and 4.0 rebounds in two exhibition games vs. Christian Brothers and LeMoyne-Owen

#### Career Highs

Points.....	16 vs. Jackson State (11/13/09)
Rebounds.....	10, two times, last vs. Arkansas State (12/5/09)
Field Goals Made.....	6 vs. Oakland (11/30/09)
Field Goals Attempted.....	8 vs. Oakland (11/30/09)
Three-Point Field Goals Made.....	None
Three-Point Field Goals Attempted.....	None
Free Throws Made.....	6 vs. Jackson State (11/13/09)
Free Throws Attempted.....	8 vs. Tennessee Tech (11/20/09)
Assists.....	2, two times, last vs. Montana State (12/9/09)
Blocks.....	5 vs. Jackson State (11/13/09)
Steals.....	2 vs. Kansas (11/17/09)
Minutes Played.....	25, two times, last vs. Oakland (11/30/09)

#### Season Highs

Points.....	16 vs. Jackson State (11/13/09)
Rebounds.....	10, two times, last vs. Arkansas State (12/5/09)
Field Goals Made.....	6 vs. Oakland (11/30/09)
Field Goals Attempted.....	8 vs. Oakland (11/30/09)
Three-Point Field Goals Made.....	None
Three-Point Field Goals Attempted.....	None
Free Throws Made.....	6 vs. Jackson State (11/13/09)
Free Throws Attempted.....	8 vs. Tennessee Tech (11/20/09)
Assists.....	2, two times, last vs. Montana State (12/9/09)
Blocks.....	5 vs. Jackson State (11/13/09)
Steals.....	2 vs. Kansas (11/17/09)
Minutes Played.....	25, two times, last vs. Oakland (11/30/09)

### COLEMAN CAREER STATISTICS

Year	GP-GS	Min/Avg	— Total —		— 3-Point —		— Rebounds —			PF-FO	A	TO	B	ST	Pts-Avg		
			FG-A	Pct	FG-A	Pct	FT-A	Pct	Off-Def							Tot	Avg
2009-10	7-5	154/22.0	24-35	.686	0-0	.000	12-23	.522	20-29	49	7.50	18-0	6	9	19	5	60-8.6

# UPDATED - PLAYER - BIOS

## WESLEY WITHERSPOON

# 11

**6-9 - 210**  
**FORWARD/GUARD - So.**  
**ATLANTA, GA.**  
**BERKMAR**



### 2009-10 Game-By-Game Statistics

Date/Opponent	FG-A	3P-A	FT-A	RB	TP	A	TO	B	S	Min
11-13/Jackson State *	3-9	2-5	5-7	4	13	1	1	1	1	20
11-17/vs. Kansas *	2-6	0-2	0-0	2	4	0	2	0	0	26
11-20/Tennessee Tech	4-5	1-2	0-3	3	9	2	3	1	3	21
11-24/Central Arkansas	4-7	2-4	1-1	3	11	2	6	1	1	23
11-30/Oakland	3-5	0-1	0-0	4	6	1	2	0	3	19
12-5/Arkansas State	3-9	0-2	1-2	4	7	1	3	0	1	20
12-9/Montana State	4-5	2-3	3-4	8	13	0	0	2	0	25
12-12/at UALR										
12-19/at UMASS										
12-22/SEMO										
12-28/IUPUI										
12-31/Tennessee										
1-3/Houston Baptist										
1-6/at Syracuse										
1-9/at Southern Miss										
1-13/East Carolina										
1-16/at Rice										
1-20/UTEP										
1-23/Houston										
1-27/at Marshall										
1-30/at SMU										
2-3/UAB										
2-6/Gonzaga										
2-10/UCF										
2-13/at Tulsa										
2-17/at Tulane										
2-20/SMU										
2-24/at Houston										
2-27/Southern Miss										
3-3/at UAB										
3-6/Tulsa										
<b>Totals</b>	<b>23-46</b>	<b>7-19</b>	<b>10-17</b>	<b>28</b>	<b>63</b>	<b>7</b>	<b>17</b>	<b>5</b>	<b>9</b>	<b>144</b>
<b>Pct./Avg.</b>	<b>.500</b>	<b>.368</b>	<b>.588</b>	<b>4.0</b>	<b>9.0</b>	<b>1.0</b>	<b>2.4</b>	<b>0.7</b>	<b>1.3</b>	<b>20.6</b>

*\* indicates start*

- Tied career high with 13 points against Montana State. Secured a career high tying eight rebounds and made a career high tying two three pointers
- Tallied 11 points and three boards against Central Arkansas
- Tied a career-high with two made three-pointers against Central Arkansas
- Scored nine points and was four-of-five from the field against Tennessee Tech
- Scored a career-high 13 points in the Tigers opening game against Jackson State
- Also set career-highs with two made three-point field goals and five made free-throws
- Averaged 13.5 points and 6.5 rebounds in two exhibition games vs. Christian Brothers and LeMoyne-Owen

#### Career Highs

Points.....13, two times, last vs. Montana State (12/9/09)  
 Rebounds.....8, two times, last vs. Montana State (12/9/09)  
 Field Goals Made.....4, five times, last vs. Montana State (12/9/09)  
 Field Goals Attempted.....9, two times, last vs. Arkansas State (12/5/09)  
 Three-Point Field Goals Made.....2, three times, last vs. Montana State (12/9/09)  
 Three-Point Field Goals Attempted.....5 vs. Jackson State (11/13/09)  
 Free Throws Made.....5 vs. Jackson State (11/13/09)  
 Free Throws Attempted.....8 vs. Seton Hall (11/21/08)  
 Assists.....3, four times, last vs. Rice (1/21/09)  
 Blocks.....2, four times, last vs. Montana State (12/9/09)  
 Steals.....3, four times, last vs. Oakland (11/30/09)  
 Minutes Played.....29 vs. Georgetown (12/13/08)

#### Season Highs

Points.....13, two times, last vs. Montana State (12/9/09)  
 Rebounds.....8 vs. Montana State (12/9/09)  
 Field Goals Made.....4, three times, last vs. Montana State (12/9/09)  
 Field Goals Attempted.....9, two times, last vs. Arkansas State (12/5/09)  
 Three-Point Field Goals Made.....2, three times, last vs. Montana State (12/9/09)  
 Three-Point Field Goals Attempted.....5 vs. Jackson State (11/13/09)  
 Free Throws Made.....5 vs. Jackson State (11/13/09)  
 Free Throws Attempted.....7 vs. Jackson State (11/13/09)  
 Assists.....2, two times, last vs. Central Arkansas (11/24/09)  
 Blocks.....2 vs. Montana State (12/9/09)  
 Steals.....3, two times, last vs. Oakland (11/30/09)  
 Minutes Played.....26 vs. Kansas (11/17/09)

### WITHERSPOON CAREER STATISTICS


Year	GP-GS	Min/Avg	— Total —		— 3-Point —		— Rebounds —		PF-FO	A	TO	B	ST	Pts-Avg			
			FG-A	Pct	FG-A	Pct	FT-A	Pct							Off-Def	Tot	Avg
2008-09	31-5	424/13.7	48-100	.480	3-14	.214	25-49	.410	15-52	67	2.2	61-1	25	30	12	23	124-4.0
2009-10	7-2	144/20.6	23-46	.500	7-19	.368	10-17	.588	7-21	28	4.0	17-1	7	17	5	9	63-9.0
<b>Total</b>	<b>38-7</b>	<b>568/14.9</b>	<b>71-146</b>	<b>.486</b>	<b>10-33</b>	<b>.303</b>	<b>35-66</b>	<b>.530</b>	<b>22-73</b>	<b>95</b>	<b>2.5</b>	<b>78-2</b>	<b>32</b>	<b>47</b>	<b>17</b>	<b>32</b>	<b>187-4.9</b>

# UPDATED - PLAYER - BIOS

## DREW BARHAM

# 12

**6-7 - 180**  
**FORWARD/GUARD - FR.**  
**CORDOVA, TENN.**  
**CHRISTIAN BROTHERS**



### 2009-10 Game-By-Game Statistics

Date/Opponent	FG-A	3P-A	FT-A	RB	TP	A	TO	B	S	Min
11-13/Jackson State	2-2	1-1	2-3	2	7	0	0	0	0	6
11-17/vs. Kansas			-DNP-							
11-20/Tennessee Tech	2-6	1-3	0-0	1	5	0	0	0	1	10
11-24/Central Arkansas	0-3	0-1	0-0	1	0	1	0	0	0	5
11-30/Oakland	2-4	2-4	0-0	1	6	0	0	0	1	4
12-5/Arkansas State	0-1	0-1	0-0	0	0	0	0	0	0	2
12-9/Montana State	1-3	1-3	1-4	0	4	0	0	0	1	6
12-12/at UALR										
12-19/at UMASS										
12-22/SEMO										
12-28/IUPUI										
12-31/Tennessee										
1-3/Houston Baptist										
1-6/at Syracuse										
1-9/at Southern Miss										
1-13/East Carolina										
1-16/at Rice										
1-20/UTEP										
1-23/Houston										
1-27/at Marshall										
1-30/at SMU										
2-3/UAB										
2-6/Gonzaga										
2-10/UCF										
2-13/at Tulsa										
2-17/at Tulane										
2-20/SMU										
2-24/at Houston										
2-27/Southern Miss										
3-3/at UAB										
3-6/Tulsa										
<b>Totals</b>	<b>7-19</b>	<b>5-13</b>	<b>3-7</b>	<b>5</b>	<b>22</b>	<b>1</b>	<b>0</b>	<b>0</b>	<b>3</b>	<b>33</b>
<b>Pct./Avg.</b>	<b>.368</b>	<b>.385</b>	<b>.429</b>	<b>0.8</b>	<b>3.7</b>	<b>0.2</b>	<b>0.0</b>	<b>0.0</b>	<b>0.5</b>	<b>5.5</b>

\* indicates start

- Scored four points in six minutes vs. Montana State
- Appeared in two minutes of action against Arkansas State
- Connected on two-of-four shots from beyond the arc for six points in four minute of action vs. Oakland
- Grabbed one offensive rebound and dished out one assist in five minutes against Central Arkansas
- Tallied five points in 10 minutes vs. Tennessee Tech
- Scored seven points in six minutes in his first career regular season game
- Was a perfect 2-2 against Jackson State, hitting a three-pointer and a two-point field goal, also was 2-3 from the charity stripe
- Averaged 0.0 points and 1.5 rebounds in 29 minutes of exhibition play vs. Christian Brothers and LeMoyne-Owen

#### Career Highs

Points ..... 7 vs. Jackson State (11/13/09)  
 Rebounds..... 2 vs. Jackson State (11/13/09)  
 Field Goals Made ..... 2, three times, last vs. Oakland (11/30/09)  
 Field Goals Attempted..... 6 vs. Tennessee Tech (11/20/09)  
 Three-Point Field Goals Made ..... 2 vs. Oakland (11/30/09)  
 Three-Point Field Goals Attempted..... 4 vs. Oakland (11/30/09)  
 Free Throws Made..... 2 vs. Jackson State (11/13/09)  
 Free Throws Attempted..... 4 vs. Montana State (12/9/09)  
 Assists..... 1 vs. Central Arkansas (11/24/09)  
 Blocks..... None  
 Steals..... 1, three times, last vs. Montana State (12/9/09)  
 Minutes Played ..... 10 vs. Tennessee Tech (11/20/09)

#### Season Highs

Points ..... 7 vs. Jackson State (11/13/09)  
 Rebounds..... 2 vs. Jackson State (11/13/09)  
 Field Goals Made ..... 2, three times, last vs. Oakland (11/30/09)  
 Field Goals Attempted..... 6 vs. Tennessee Tech (11/20/09)  
 Three-Point Field Goals Made ..... 2 vs. Oakland (11/30/09)  
 Three-Point Field Goals Attempted..... 4 vs. Oakland (11/30/09)  
 Free Throws Made..... 2 vs. Jackson State (11/13/09)  
 Free Throws Attempted..... 4 vs. Montana State (12/9/09)  
 Assists..... 1 vs. Central Arkansas (11/24/09)  
 Blocks..... None  
 Steals..... 1, three times, last vs. Montana State (12/9/09)  
 Minutes Played ..... 10 vs. Tennessee Tech (11/20/09)

### BARHAM CAREER STATISTICS

Year	GP-GS	Min/Avg	— Total —		— 3-Point —		— Rebounds —			PF-FO	A	TO	B	ST	Pts-Avg	
			FG-A	Pct	FG-A	Pct	FT-A	Pct	Off-Def							Tot
2009-10	6-0	33/5.5	7-19	.368	5-13	.385	3-7	.429	3-2	5	0.8	6-0	1	0	3	22-3.7

# UPDATED - PLAYER - BIOS

## CHARLES HOLT

# 14

**6-0 - 170**  
**GUARD - FR.**  
**JACKSON, TENN.**  
**LIBERTY TECH**



### 2009-10 Game-By-Game Statistics

Date/Opponent	FG-A	3P-A	FT-A	RB	TP	A	TO	B	S	Min
11-13/Jackson State	0-0	0-0	0-0	0	0	0	0	0	0	1
11-17/vs. Kansas			-DNP-							
11-20/Tennessee Tech	0-0	0-0	0-0	0	0	0	1	0	0	2
11-24/Central Arkansas	0-0	0-0	1-2	0	1	0	1	0	0	2
11-30/Oakland	0-1	0-0	0-0	0	0	0	0	0	0	2
12-5/Arkansas State			-DNP-							
12-9/Montana State	0-1	0-0	1-2	1	1	0	0	0	0	2
12-12/at UALR										
12-19/at UMASS										
12-22/SEMO										
12-28/IUPUI										
12-31/Tennessee										
1-3/Houston Baptist										
1-6/at Syracuse										
1-9/at Southern Miss										
1-13/East Carolina										
1-16/at Rice										
1-20/UTEP										
1-23/Houston										
1-27/at Marshall										
1-30/at SMU										
2-3/UAB										
2-6/Gonzaga										
2-10/UCF										
2-13/at Tulsa										
2-17/at Tulane										
2-20/SMU										
2-24/at Houston										
2-27/Southern Miss										
3-3/at UAB										
3-6/Tulsa										
<b>Totals</b>	<b>0-2</b>	<b>0-0</b>	<b>2-4</b>	<b>1</b>	<b>2</b>	<b>0</b>	<b>2</b>	<b>0</b>	<b>0</b>	<b>9</b>
<b>Pct./Avg.</b>	<b>.000</b>	<b>.000</b>	<b>.500</b>	<b>0.2</b>	<b>0.4</b>	<b>0.0</b>	<b>0.4</b>	<b>0.0</b>	<b>0.0</b>	<b>1.8</b>

*\* indicates start*

- Scored one point and tallied one rebound in two minutes vs. Montana State
- Appeared in two minutes vs. Oakland, missing his only shot from the field
- Hit first career point on a made free-throw vs. Central Arkansas
- Appeared in two minutes of action against Tennessee Tech
- Appeared in one minute of action vs. Jackson State
- Connected on a three-pointer against LeMoyne-Owen in exhibition action

#### Career Highs

Points ..... 1, two times, last vs. Montana State (12/9/09)  
 Rebounds..... 1 vs. Montana Stae (12/9/09)  
 Field Goals Made .....None  
 Field Goals Attempted..... 1, two times, last vs. Montana State (12/9/09)  
 Three-Point Field Goals Made .....None  
 Three-Point Field Goals Attempted.....None  
 Free Throws Made..... 1, two times, last vs. Montana State (12/9/09)  
 Free Throws Attempted..... 2, two times, last vs. Montana State (12/9/09)  
 Assists .....None  
 Blocks.....None  
 Steals.....None  
 Minutes Played ..... 2, four times, last vs. Montana State (12/9/09)

#### Season Highs

Points ..... 1, two times, last vs. Montana State (12/9/09)  
 Rebounds..... 1 vs. Montana Stae (12/9/09)  
 Field Goals Made .....None  
 Field Goals Attempted..... 1, two times, last vs. Montana State (12/9/09)  
 Three-Point Field Goals Made .....None  
 Three-Point Field Goals Attempted.....None  
 Free Throws Made..... 1, two times, last vs. Montana State (12/9/09)  
 Free Throws Attempted..... 2, two times, last vs. Montana State (12/9/09)  
 Assists .....None  
 Blocks.....None  
 Steals.....None  
 Minutes Played ..... 2, four times, last vs. Montana State (12/9/09)

### HOLT CAREER STATISTICS


Year	GP-GS	Min/Avg	— Total —		— 3-Point —		— Rebounds —			PF-FO	A	TO	B	ST	Pts-Avg		
			FG-A	Pct	FG-A	Pct	FT-A	Pct	Off-Def							Tot	Avg
2009-10	5-0	9/1.8	0-2	.000	0-0	.000	2-4	.500	1-0	1	0.2	1-0	0	2	0	0	2-0.4

# UPDATED - PLAYER - BIOS

## ELLIOT WILLIAMS

# 15

**6-5 - 180**  
**GUARD - So.**  
**MEMPHIS, TENN.**  
**ST. GEORGE'S**



### 2000-10 Game-By-Game Statistics

Date/Opponent	FG-A	3P-A	FT-A	RB	TP	A	TO	B	S	Min
11-13/Jackson State *	5-11	2-6	7-11	3	19	3	3	0	2	33
11-17/vs. Kansas *	6-18	3-11	6-8	6	21	0	2	1	1	39
11-20/Tennessee Tech *	8-12	0-2	7-8	4	23	4	3	0	2	28
11-24/Central Arkansas *	7-15	4-8	2-3	5	20	8	1	0	0	27
11-30/Oakland *	8-14	2-4	2-2	2	20	2	5	0	3	34
12-5/Arkansas State *	6-10	0-2	8-12	4	20	2	3	0	1	38
12-9/Montana State *	8-15	0-3	6-7	6	22	4	2	0	5	29
12-12/at UALR										
12-19/at UMASS										
12-22/SEMO										
12-28/IUPUI										
12-31/Tennessee										
1-3/Houston Baptist										
1-6/at Syracuse										
1-9/at Southern Miss										
1-13/East Carolina										
1-16/at Rice										
1-20/UTEP										
1-23/Houston										
1-27/at Marshall										
1-30/at SMU										
2-3/UAB										
2-6/Gonzaga										
2-10/UCF										
2-13/at Tulsa										
2-17/at Tulane										
2-20/SMU										
2-24/at Houston										
2-27/Southern Miss										
3-3/at UAB										
	<b>48-95</b>	<b>11-36</b>	<b>38-53</b>	<b>30</b>	<b>145</b>	<b>23</b>	<b>19</b>	<b>1</b>	<b>14</b>	<b>228</b>
<b>Pct./Avg.</b>	<b>.505</b>	<b>.306</b>	<b>.717</b>	<b>4.3</b>	<b>20.7</b>	<b>3.3</b>	<b>2.7</b>	<b>0.1</b>	<b>2.0</b>	<b>32.6</b>

*\* indicates start*

- Is currently averaging 20.7 points in seven games. Williams is averaging more points than NBA lottery picks Tyreke Evans ('09) and Derrick Rose ('08) did in their first seven games. Evans averaged 16.7 points in his first six games, while Rose averaged 15.9 points per game

- Has tallied 20 points or more in each of his last six games becoming the first player to do so since Sean Banks tallied 20 or more six times in a row to end the 2003-04 season. Next best mark was Anfernee Hardaway's 12 straight games with 20 or more points during the 1992-93 season

- Set career high with five steals against Montana State. Also tied career high with eight made field goals

- Set career highs with eight made free-throws and 12 free-throw attempts against Arkansas State

- Tied career-high with eight made field-goals against Oakland en route to scoring 20 points against the Golden Grizzlies

- Hit a career-high four three-pointers and dished out a career-high eight assists vs. Central Arkansas

- Set a career-high in points for the third-straight game, scoring 23 points against Tennessee Tech. Improved his previous game total by two points in each of his first three contests for Memphis

- Set career-high with eight made field goals against Tennessee Tech. Tied a career-high with seven made free-throws

- Tallied career-high 21 points vs. No. 1 Kansas, also set career-highs in field goals made, field goals attempted, three-point field goals attempted and minutes

#### Career Highs

Points	23 vs. Tennessee Tech (11/20/09)
Rebounds	11 vs. Georgia Southern (11/18/08)
Field Goals Made	8, three times, last vs. Montana State (12/9/09)
Field Goals Attempted	18 vs. Kansas (11/17/09)
Three-Point Field Goals Made	4 vs. Central Arkansas (11/24/09)
Three-Point Field Goals Attempted	11 vs. Kansas (11/17/09)
Free Throws Made	8 vs. Arkansas State (12/5/09)
Free Throws Attempted	12 vs. Arkansas State (12/5/09)
Assists	8 vs. Central Arkansas (11/24/09)
Blocks	1, two times, last vs. Kansas (11/17/09)
Steals	5 vs. Montana State (12/9/09)
Minutes Played	39 vs. Kansas (11/17/09)

#### Season Highs

Points	23 vs. Tennessee Tech (11/20/09)
Rebounds	6, two times, last vs. Montana State (12/9/09)
Field Goals Made	8, three times, last vs. Montana State (12/9/09)
Field Goals Attempted	18 vs. Kansas (11/17/09)
Three-Point Field Goals Made	4 vs. Central Arkansas (11/24/09)
Three-Point Field Goals Attempted	11 vs. Kansas (11/17/09)
Free Throws Made	8 vs. Arkansas State (12/5/09)
Free Throws Attempted	12 vs. Arkansas State (12/5/09)
Assists	8 vs. Central Arkansas (11/24/09)
Blocks	1 vs. Kansas (11/17/09)
Steals	5 vs. Montana State (12/9/09)
Minutes Played	39 vs. Kansas (11/17/09)

### WILLIAMS CAREER STATISTICS

Year	GP-GS	Min/Avg	— Total —		— 3-Point —		— Rebounds —			PF-FO	A	TO	B	ST	Pts-Avg		
			FG-A	Pct	FG-A	Pct	FT-A	Pct	Off-Def							Tot	Avg
2008-09 *	34-12	563/16.6	56-127	.441	9-36	.250	23-46	.500	29-48	77	2.3	58-0	23	29	1	21	144-4.2
2009-10 *	7-7	228/32.6	48-95	.505	11-36	.306	38-53	.717	5-25	30	4.3	11-0	23	19	1	14	145-20.7
<b>Total</b>	<b>41-19</b>	<b>791/19.3</b>	<b>104-222</b>	<b>.468</b>	<b>20-72</b>	<b>.278</b>	<b>61-99</b>	<b>.616</b>	<b>34-73</b>	<b>107</b>	<b>2.6</b>	<b>69-0</b>	<b>46</b>	<b>48</b>	<b>2</b>	<b>35</b>	<b>289-7.0</b>

\* Competed at Duke as a freshman during the 2008-09 season

# UPDATED - PLAYER - BIOS

## DONEAL MACK

# 20

**6-5 - 187**  
**GUARD - SR.**  
**CHARLOTTE, N.C.**  
**STATESVILLE CHRISTIAN**



2009-10 Game-By-Game Statistics														
Date/Opponent	FG-A	3P-A	FT-A	RB	TP	A	TO	B	S	Min				
11-13/Jackson State	2-4	2-3	2-2	1	8	2	1	0	0	20				
11-17/vs. Kansas	2-3	2-3	1-3	0	7	1	1	0	0	24				
11-20/Tennessee Tech *	8-14	4-9	0-0	3	20	1	1	0	1	25				
11-24/Central Arkansas *	2-4	2-4	0-0	1	6	0	0	0	1	20				
11-30/Oakland *	2-5	0-1	0-0	1	4	3	0	0	2	21				
12-5/Arkansas State *	4-9	1-2	2-3	1	11	1	0	0	3	32				
12-9/Montana State *	2-12	0-6	2-2	3	6	0	0	1	0	24				
12-12/at UALR														
12-19/at UMASS														
12-22/SEMO														
12-28/IUPUI														
12-31/Tennessee														
1-3/Houston Baptist														
1-6/at Syracuse														
1-9/at Southern Miss														
1-13/East Carolina														
1-16/at Rice														
1-20/UTEP														
1-23/Houston														
1-27/at Marshall														
1-30/at SMU														
2-3/UAB														
2-6/Gonzaga														
2-10/UCF														
2-13/at Tulsa														
2-17/at Tulane														
2-20/SMU														
2-24/at Houston														
2-27/Southern Miss														
3-3/at UAB														
<b>Totals</b>	<b>22-51</b>	<b>11-28</b>	<b>7-10</b>	<b>10</b>	<b>62</b>	<b>8</b>	<b>3</b>	<b>1</b>	<b>7</b>	<b>166</b>				
<b>Pct./Avg.</b>	<b>.431</b>	<b>.393</b>	<b>.700</b>	<b>1.4</b>	<b>8.9</b>	<b>1.1</b>	<b>0.4</b>	<b>0.1</b>	<b>1.0</b>	<b>23.7</b>				

\* indicates start

- Tied career high with three steals vs. Arkansas State
- Played season-high 32 minutes against Arkansas State
- Recorded season highs with three assists vs. Oakland
- Tallied 20 points, including 17 second-half points against Tennessee Tech. Point total is his highest since 19 points on 11/20/08 against Chattanooga
- Tied career-high with eight made field-goals against Tennessee Tech
- Currently third all-time in career made three-point field goals with 187, needs 56 to move past Anthony Rice in second place
- Averaged 7.5 points and 2.5 rebounds in two exhibition games against Christian Brothers and LeMoyne-Owen

### Career Highs

Points	23 vs. Pepperdine (1/5/08)
Rebounds	8 vs. UAB (3/8/08)
Field Goals Made	8, two times, last vs. Tennessee Tech (11/20/09)
Field Goals Attempted	15 vs. Pepperdine (1/5/08)
Three-Point Field Goals Made	7 vs. Pepperdine (1/5/08)
Three-Point Field Goals Attempted	13 vs. Pepperdine (1/5/08)
Free Throws Made	7, two times, last vs. UAB (2/8/07)
Free Throws Attempted	9 vs. East Carolina (1/20/07)
Assists	4 vs. Chattanooga (11/20/08)
Blocks	3 vs. Houston (1/31/09)
Steals	3, two times, last vs. Arkansas State (12/5/09)
Minutes Played	34, three times, last vs. SMU (2/4/09)

### Season Highs

Points	20 vs. Tennessee Tech (11/20/09)
Rebounds	3, two times, last vs. Montana State (12/9/09)
Field Goals Made	8 vs. Tennessee Tech (11/20/09)
Field Goals Attempted	14 vs. Tennessee Tech (11/20/09)
Three-Point Field Goals Made	4 vs. Tennessee Tech (11/20/09)
Three-Point Field Goals Attempted	9 vs. Tennessee Tech (11/20/09)
Free Throws Made	2, three times, last vs. Montana State (12/9/09)
Free Throws Attempted	3, two times, last vs. Arkansas State (12/5/09)
Assists	3 vs. Oakland (11/30/09)
Blocks	1 vs. Montana State (12/9/09)
Steals	3 vs. Arkansas State (12/5/09)
Minutes Played	32 vs. Arkansas State (12/5/09)

### MACK CAREER STATISTICS


Year	GP-GS	Min/Avg	— Total —		— 3-Point —		— Rebounds —					PF-FO	A	TO	B	ST	Pts-Avg
			FG-A	Pct	FG-A	Pct	FT-A	Pct	Off-Def	Tot	Avg						
2006-07	35-3	496/14.2	83-182	.456	47-116	.405	34-48	.708	20-46	66	1.9	56-0	27	22	10	17	247-7.1
2007-08	39-2	486/12.5	89-229	.389	66-182	.363	24-36	.667	18-46	64	1.6	45-0	21	21	6	14	268-6.9
2008-09	37-32	929/25.3	115-302	.381	63-193	.326	29-54	.537	25-53	78	2.1	58-1	45	29	20	26	322-8.7
2009-10	7-5	166/23.7	22-51	.431	11-28	.393	7-10	.700	2-8	10	1.4	20-0	8	3	1	7	62-8.9
<b>Total</b>	<b>118-42</b>	<b>2077/17.6</b>	<b>309-764</b>	<b>.404</b>	<b>189-515</b>	<b>.367</b>	<b>92-149</b>	<b>.617</b>	<b>65-153</b>	<b>218</b>	<b>1.8</b>	<b>179-1</b>	<b>101</b>	<b>75</b>	<b>37</b>	<b>64</b>	<b>899-7.6</b>

# UPDATED - PLAYER - BIOS

## D.J. STEPHENS

# 30

**6-5 - 170**  
**GUARD/FORWARD - FR.**  
**KILLEEN, TEXAS**  
**HARKER HEIGHTS**



### 2009-10 Game-By-Game Statistics

Date/Opponent	FG-A	3P-A	FT-A	RB	TP	A	TO	B	S	Min
11-13/Jackson State	0-1	0-1	1-3	2	1	0	1	0	0	9
11-17/vs. Kansas	0-0	0-0	0-0	0	0	0	0	0	0	0+
11-20/Tennessee Tech	0-0	0-0	0-0	1	0	0	0	0	1	6
11-24/Central Arkansas *	1-2	0-0	1-2	5	3	0	0	0	0	14
11-30/Oakland	3-3	0-0	0-0	2	6	0	0	0	0	7
12-5/Arkansas State	2-2	0-0	0-0	1	4	1	0	0	1	11
12-9/Montana State	3-4	0-0	0-0	3	6	0	0	2	0	9
12-12/at UALR										
12-19/at UMASS										
12-22/SEMO										
12-28/IUPUI										
12-31/Tennessee										
1-3/Houston Baptist										
1-6/at Syracuse										
1-9/at Southern Miss										
1-13/East Carolina										
1-16/at Rice										
1-20/UTEP										
1-23/Houston										
1-27/at Marshall										
1-30/at SMU										
2-3/UAB										
2-6/Gonzaga										
2-10/UCF										
2-13/at Tulsa										
2-17/at Tulane										
2-20/SMU										
2-24/at Houston										
2-27/Southern Miss										
3-3/at UAB										
<b>Totals</b>	<b>9-12</b>	<b>0-1</b>	<b>2-5</b>	<b>14</b>	<b>20</b>	<b>1</b>	<b>1</b>	<b>2</b>	<b>2</b>	<b>56</b>
<b>Pct./Avg.</b>	<b>.750</b>	<b>.000</b>	<b>.400</b>	<b>2.0</b>	<b>2.9</b>	<b>0.1</b>	<b>0.1</b>	<b>0.3</b>	<b>0.3</b>	<b>8.0</b>

*\* indicates start*

- Averaging 5.3 points over the last three games
- Tied career high with six points against Montana State. Also tied career high field goals made and set career high for field goal attempts. Blocked a career high two shots, as well
- Tallied career-high six points on three-of-three from the field vs. Oakland
- Earned first career start vs. Central Arkansas
- Recorded career-highs in rebounds (5) and minutes (14) against Central Arkansas
- Tallied one rebound and one steal in six minutes against Tennessee Tech
- Tallied one point from the charity stripe in his first regular season contest against Jackson State, also grabbed two boards
- Averaged 3.0 points and 3.5 rebounds in two exhibition games against Christian Brothers and LeMoyné-Owen

#### Career Highs

Points .....	6, two times, last vs. Montana State (12/9/09)
Rebounds.....	5 vs. Central Arkansas (11/24/09)
Field Goals Made .....	3, two times, last vs. Montana State (12/9/09)
Field Goals Attempted.....	4 vs. Montana State (12/9/09)
Three-Point Field Goals Made .....	None
Three-Point Field Goals Attempted.....	1 vs. Jackson State (11/13/09)
Free Throws Made.....	1, two times, last vs. Central Arkansas (11/24/09)
Free Throws Attempted.....	3 vs. Jackson State (11/13/09)
Assists.....	1 vs. Arkansas State (12/5/09)
Blocks.....	2 vs. Montana State (12/9/09)
Steals.....	1, two times, last vs. Arkansas State (12/5/09)
Minutes Played .....	14 vs. Central Arkansas (11/24/09)

#### Season Highs

Points .....	6, two times, last vs. Montana State (12/9/09)
Rebounds.....	5 vs. Central Arkansas (11/24/09)
Field Goals Made .....	3, two times, last vs. Montana State (12/9/09)
Field Goals Attempted.....	4 vs. Montana State (12/9/09)
Three-Point Field Goals Made .....	None
Three-Point Field Goals Attempted.....	1 vs. Jackson State (11/13/09)
Free Throws Made.....	1, two times, last vs. Central Arkansas (11/24/09)
Free Throws Attempted.....	3 vs. Jackson State (11/13/09)
Assists.....	1 vs. Arkansas State (12/5/09)
Blocks.....	2 vs. Montana State (12/9/09)
Steals.....	1, two times, last vs. Arkansas State (12/5/09)
Minutes Played .....	14 vs. Central Arkansas (11/24/09)

### STEPHENS CAREER STATISTICS

Year	GP-GS	Min/Avg	— Total —		— 3-Point —		— Rebounds —			PF-FO	A	TO	B	ST	Pts-Avg		
			FG-A	Pct	FG-A	Pct	FT-A	Pct	Off-Def							Tot	Avg
2009-10	7-1	56/8.0	9-12	.750	0-1	.000	2-5	.400	9-5	14	2.0	8-0	1	1	2	2	20-2.9

# UPDATED - PLAYER - BIOS

## PRESTON LAIRD

# 31

**6-2 - 182**  
**GUARD - So.**  
**MEMPHIS, TENN.**  
**GERMANTOWN**



### 2000-10 Game-By-Game Statistics

Date/Opponent	FG-A	3P-A	FT-A	RB	TP	A	TO	B	S	Min
11-13/Jackson State	0-1	0-0	2-4	0	2	1	0	0	0	2
11-17/vs. Kansas										-DNP-
11-20/Tennessee Tech	0-0	0-0	1-2	1	1	0	0	0	0	6
11-24/Central Arkansas	0-0	0-0	0-0	0	0	1	0	0	0	3
11-30/Oakland	0-0	0-0	0-0	0	0	0	0	0	0	3
12-5/Arkansas State	1-1	0-0	0-0	0	2	0	2	0	0	2
12-9/Montana State	0-0	0-0	0-0	0	0	0	0	0	0	2
12-12/at UALR										
12-19/at UMASS										
12-22/SEMO										
12-28/IUPUI										
12-31/Tennessee										
1-3/Houston Baptist										
1-6/at Syracuse										
1-9/at Southern Miss										
1-13/East Carolina										
1-16/at Rice										
1-20/UTEP										
1-23/Houston										
1-27/at Marshall										
1-30/at SMU										
2-3/UAB										
2-6/Gonzaga										
2-10/UCF										
2-13/at Tulsa										
2-17/at Tulane										
2-20/SMU										
2-24/at Houston										
2-27/Southern Miss										
3-3/at UAB										
<b>Totals</b>	<b>1-2</b>	<b>0-0</b>	<b>3-6</b>	<b>1</b>	<b>5</b>	<b>2</b>	<b>2</b>	<b>0</b>	<b>0</b>	<b>18</b>
<b>Pct./Avg.</b>	<b>.500</b>	<b>.000</b>	<b>.500</b>	<b>0.2</b>	<b>0.8</b>	<b>0.3</b>	<b>0.3</b>	<b>0.0</b>	<b>0.0</b>	<b>3.0</b>

*\* indicates start*

- Appeared in two minutes of action vs. Montana State
- Scored two points on first field goal of the season in two minutes of action vs. Arkansas State
- Played three minutes against Oakland
- Recorded one assist in three minutes against Central Arkansas
- Made a free-throw against Tennessee Tech in a career-high six minutes. Also grabbed one rebound
- Was two-for-four from charity stripe against Jackson State
- Set career-high with two made free-throws, also matched a career-high with one assist vs. Jackson State
- Made a free-throw against LeMoyné-Owen for only points of exhibition season

#### Career Highs

Points.....	5 vs. Marist (12/2/08)
Rebounds.....	1, six times, last vs. Tennessee Tech (11/20/09)
Field Goals Made.....	1, five times, last vs. Arkansas State (12/5/09)
Field Goals Attempted.....	2 vs. Tulsa (2/11/09)
Three-Point Field Goals Made.....	1, three times, last vs. Rice (1/21/09)
Three-Point Field Goals Attempted.....	1, three times, last vs. Rice (1/21/09)
Free Throws Made.....	2, three times, last vs. Jackson State (11/13/09)
Free Throws Attempted.....	4 vs. Jackson State (11/13/09)
Assists.....	1, four times, last vs. Central Arkansas (11/24/09)
Blocks.....	None
Steals.....	None
Minutes Played.....	6 vs. Tennessee Tech (11/20/09)

#### Season Highs

Points.....	2, two times, last vs. Arkansas State (12/5/09)
Rebounds.....	1 vs. Tennessee Tech (11/20/09)
Field Goals Made.....	1 vs. Arkansas State (12/5/09)
Field Goals Attempted.....	1, two times, last vs. Arkansas State (12/5/09)
Three-Point Field Goals Made.....	None
Three-Point Field Goals Attempted.....	None
Free Throws Made.....	2 vs. Jackson State (11/13/09)
Free Throws Attempted.....	4 vs. Jackson State (11/13/09)
Assists.....	1, two times, last vs. Central Arkansas (11/24/09)
Blocks.....	None
Steals.....	None
Minutes Played.....	6 vs. Tennessee Tech (11/20/09)

### LAIRD CAREER STATISTICS

Year	GP-GS	Min/Avg	— Total —		— 3-Point —		— Rebounds —			PF-FO	A	TO	B	ST	Pts-Avg		
			FG-A	Pct	FG-A	Pct	FT-A	Pct	Off-Def							Tot	Avg
2008-09	18-0	30/1.7	4-10	.400	3-3	1.000	6-8	.750	3-2	5	0.3	2-0	2	3	0	0	17-0.9
2009-10	6-0	18/3.0	1-2	.500	0-0	.000	3-6	.500	1-0	1	0.1	1-0	2	2	0	0	5-0.8
<b>Total</b>	<b>24-0</b>	<b>48/2.0</b>	<b>5-12</b>	<b>.417</b>	<b>3-3</b>	<b>1.000</b>	<b>9-14</b>	<b>.643</b>	<b>4-2</b>	<b>6</b>	<b>0.3</b>	<b>3-0</b>	<b>4</b>	<b>5</b>	<b>0</b>	<b>0</b>	<b>22-0.9</b>

# UPDATED - PLAYER - BIOS

## MALIK THOMAS

# 32

**6-4 - 195**  
**GUARD/FORWARD - FR.**  
**FORESTVILLE, Md.**  
**LARGO**



### 2009-10 Game-By-Game Statistics

Date/Opponent	FG-A	3P-A	FT-A	RB	TP	A	TO	B	S	Min
11-13/Jackson State	0-0	0-0	0-0	0	0	0	0	0	1	1
11-17/vs. Kansas										
11-20/Tennessee Tech	0-0	0-0	0-0	0	0	0	1	0	0	2
11-24/Central Arkansas	0-0	0-0	0-0	0	0	0	0	0	0	1
11-30/Oakland	0-0	0-0	0-0	0	0	0	0	0	0	1
12-5/Arkansas State										
12-9/Montana State	0-1	0-0	0-0	0	0	0	1	0	1	1
12-12/at UALR										
12-19/at UMASS										
12-22/SEMO										
12-28/IUPUI										
12-31/Tennessee										
1-3/Houston Baptist										
1-6/at Syracuse										
1-9/at Southern Miss										
1-13/East Carolina										
1-16/at Rice										
1-20/UTEP										
1-23/Houston										
1-27/at Marshall										
1-30/at SMU										
2-3/UAB										
2-6/Gonzaga										
2-10/UCF										
2-13/at Tulsa										
2-17/at Tulane										
2-20/SMU										
2-24/at Houston										
2-27/Southern Miss										
3-3/at UAB										
<b>Totals</b>	<b>0-1</b>	<b>0-0</b>	<b>0-0</b>	<b>0-0</b>	<b>0</b>	<b>0</b>	<b>2</b>	<b>0</b>	<b>2</b>	<b>6</b>
<b>Pct./Avg.</b>	<b>.000</b>	<b>.000</b>	<b>.000</b>	<b>.000</b>	<b>0.0</b>	<b>0.0</b>	<b>0.4</b>	<b>0.0</b>	<b>0.4</b>	<b>1.2</b>

*\* indicates start*

- Attempted first career field goal and picked up one steal in one minute of action against Montana State
- Played one minute vs. Oakland
- Appeared in one minute against Central Arkansas
- Played two minutes against Tennessee Tech
- Appeared in one minute and had one steal against Jackson State
- Averaged 0.5 points and 1.0 rebound in two exhibition contests vs. Christian Brothers and LeMoyne-Owen

### Career Highs

Points	None
Rebounds	None
Field Goals Made	None
Field Goals Attempted	1 vs. Montana State (12/9/09)
Three-Point Field Goals Made	None
Three-Point Field Goals Attempted	None
Free Throws Made	None
Free Throws Attempted	None
Assists	None
Blocks	None
Steals	1, two times, last vs. Montana State (12/9/09)
Minutes Played	2 vs. Tennessee Tech (11/20/09)

### Season Highs

Points	None
Rebounds	None
Field Goals Made	None
Field Goals Attempted	1 vs. Montana State (12/9/09)
Three-Point Field Goals Made	None
Three-Point Field Goals Attempted	None
Free Throws Made	None
Free Throws Attempted	None
Assists	None
Blocks	None
Steals	1, two times, last vs. Montana State (12/9/09)
Minutes Played	2 vs. Tennessee Tech (11/20/09)

### THOMAS CAREER STATISTICS

Year	GP-GS	Min/Avg	— Total —		— 3-Point —		— Rebounds —			PF-FO	A	TO	B	ST	Pts-Avg
			FG-A	Pct	FG-A	Pct	Off-Def	Tot	Avg						
2009-10	5-0	6/1.2	0-1	.000	0-0	.000	0-0	.000	0-0	0	0	2	0	2	0-0.0

# UPDATED - PLAYER - BIOS

## TYLER FOSTER

# 35

**6-5 - 185**  
**GUARD/FORWARD - FR.**  
**ALBANY, N.Y.**  
**THE ALBANY ACADEMY**



### 2009-10 Game-By-Game Statistics

Date/Opponent	FG-A	3P-A	FT-A	RB	TP	A	TO	B	S	Min
11-13/Jackson State	0-1	0-1	0-0	0	0	0	0	0	0	1
11-17/vs. Kansas										-DNP-
11-20/Tennessee Tech	0-0	0-0	0-0	0	0	0	0	0	0	2
11-24/Central Arkansas	1-1	0-0	0-0	1	2	0	0	0	1	1
11-30/Oakland	0-0	0-0	0-0	1	0	0	0	0	0	1
12-5/Arkansas State	0-0	0-0	0-0	0	0	0	0	0	0	1
12-9/Montana State	0-0	0-0	0-0	0	0	0	0	0	0	1
12-12/at UALR										
12-19/at UMASS										
12-22/SEMO										
12-28/IUPUI										
12-31/Tennessee										
1-3/Houston Baptist										
1-6/at Syracuse										
1-9/at Southern Miss										
1-13/East Carolina										
1-16/at Rice										
1-20/UTEP										
1-23/Houston										
1-27/at Marshall										
1-30/at SMU										
2-3/UAB										
2-6/Gonzaga										
2-10/UCF										
2-13/at Tulsa										
2-17/at Tulane										
2-20/SMU										
2-24/at Houston										
2-27/Southern Miss										
3-3/at UAB										
<b>Totals</b>	<b>1-2</b>	<b>0-1</b>	<b>0-0</b>	<b>2</b>	<b>2</b>	<b>0</b>	<b>0</b>	<b>0</b>	<b>1</b>	<b>7</b>
<b>Pct./Avg.</b>	<b>.500</b>	<b>.000</b>	<b>.000</b>	<b>0.3</b>	<b>0.3</b>	<b>0.0</b>	<b>0.0</b>	<b>0.0</b>	<b>0.2</b>	<b>1.2</b>

*\* indicates start*

- Played in one minute against Montana State
- Appeared in one minute of action against Arkansas State
- Secured one rebound against Oakland in one minute of action
- Scored first career points (2) in one minute of action against Central Arkansas. Also secured a rebound and one steal
- Played two minutes against Tennessee Tech
- Played one minute against Jackson State, attempted a three-point shot
- Appeared in two minutes of action during exhibition season

#### Career Highs

Points.....	2 vs. Central Arkansas (11/24/09)
Rebounds.....	1, two times, last vs. Oakland (11/30/09)
Field Goals Made.....	1 vs. Central Arkansas (11/24/09)
Field Goals Attempted.....	2 vs. Central Arkansas (11/24/09)
Three-Point Field Goals Made.....	None
Three-Point Field Goals Attempted.....	1 vs. Jackson State (11/13/09)
Free Throws Made.....	None
Free Throws Attempted.....	None
Assists.....	None
Blocks.....	None
Steals.....	1 vs. Central Arkansas (11/24/09)
Minutes Played.....	2 vs. Tennessee Tech (11/20/09)

#### Season Highs

Points.....	2 vs. Central Arkansas (11/24/09)
Rebounds.....	1, two times, last vs. Oakland (11/30/09)
Field Goals Made.....	1 vs. Central Arkansas (11/24/09)
Field Goals Attempted.....	2 vs. Central Arkansas (11/24/09)
Three-Point Field Goals Made.....	None
Three-Point Field Goals Attempted.....	1 vs. Jackson State (11/13/09)
Free Throws Made.....	None
Free Throws Attempted.....	None
Assists.....	None
Blocks.....	None
Steals.....	1 vs. Central Arkansas (11/24/09)
Minutes Played.....	2 vs. Tennessee Tech (11/20/09)

### FOSTER CAREER STATISTICS

Year	GP-GS	Min/Avg	— Total —		— 3-Point —		— Rebounds —			PF-FO	A	TO	B	ST	Pts-Avg	
			FG-A	Pct	FG-A	Pct	Off-Def	Tot	Avg							
2000-10	6-0	7/1.2	1-2	.500	0-1	.000	0-0	.000	1-1	2	0.3	0-0	0	0	1	2-0.3

# UPDATED - PLAYER - BIOS

## ANGEL GARCIA

41

**6-11 - 245**  
**FORWARD - So.**  
**TOA BAJA, PUERTO RICO**  
**EAST CHICAGO CENTRAL**



• Expected to miss the 2009-10 season due to an ACL tear suffered prior to the start of the season

### 2009-10 Game-By-Game Statistics

Date/Opponent	FG-A	3P-A	FT-A	RB	TP	A	TO	B	S	Min
11-13/Jackson State										
11-17/vs. Kansas										
11-20/Tennessee Tech										
11-24/Central Arkansas										
11-30/Oakland										
12-5/Arkansas State										
12-9/Montana State										
12-12/at UALR										
12-19/at UMASS										
12-22/SEMO										
12-28/IUPUI										
12-31/Tennessee										
1-3/Houston Baptist										
1-6/at Syracuse										
1-9/at Southern Miss										
1-13/East Carolina										
1-16/at Rice										
1-20/UTEP										
1-23/Houston										
1-27/at Marshall										
1-30/at SMU										
2-3/UAB										
2-6/Gonzaga										
2-10/UCF										
2-13/at Tulsa										
2-17/at Tulane										
2-20/SMU										
2-24/at Houston										
2-27/Southern Miss										
3-3/at UAB										
<b>Totals</b>	<b>0-0</b>	<b>0-0</b>	<b>0-0</b>	<b>0</b>	<b>0</b>	<b>0</b>	<b>0</b>	<b>0</b>	<b>0</b>	<b>0</b>
<b>Pct./Avg.</b>	<b>.000</b>	<b>.000</b>	<b>.000</b>	<b>0.0</b>	<b>0.0</b>	<b>0.0</b>	<b>0.0</b>	<b>0.0</b>	<b>0.0</b>	<b>0.0</b>

\* indicates start

#### Career Highs

Points .....	None
Rebounds.....	None
Field Goals Made .....	None
Field Goals Attempted.....	None
Three-Point Field Goals Made .....	None
Three-Point Field Goals Attempted.....	None
Free Throws Made.....	None
Free Throws Attempted.....	None
Assists.....	None
Blocks.....	None
Steals.....	None
Minutes Played .....	None

#### Season Highs

Points .....	None
Rebounds.....	None
Field Goals Made .....	None
Field Goals Attempted.....	None
Three-Point Field Goals Made .....	None
Three-Point Field Goals Attempted.....	None
Free Throws Made.....	None
Free Throws Attempted.....	None
Assists.....	None
Blocks.....	None
Steals.....	None
Minutes Played .....	None

### GARCIA CAREER STATISTICS

Year	GP-GS	Min/Avg	— Total —		— 3-Point —		— Rebounds —		PF-FO	A	TO	B	ST	Pts-Avg
			FG-A	Pct	FG-A	Pct	Off-Def	Tot						
2008-09														
2009-10														Expected to miss season due to ACL tear

# UPDATED - PLAYER - BIOS

## AARON JACQUES

# 54

**6-6 - 200**  
**FORWARD - SR.**  
**BARTLETT, TENN.**  
**BETHEL**



### 2009-10 Game-By-Game Statistics

Date/Opponent	FG-A	3P-A	FT-A	RB	TP	A	TO	B	S	Min
11-13/Jackson State	0-0	0-0	0-0	1	0	0	0	0	0	1
11-17/vs. Kansas										-DNP-
11-20/Tennessee Tech	0-0	0-0	2-2	2	2	0	0	0	0	3
11-24/Central Arkansas	0-0	0-0	0-0	0	0	0	0	0	0	1
11-30/Oakland	0-1	0-0	0-0	1	0	0	0	0	0	2
12-5/Arkansas State										-DNP-
12-9/Montana State	0-0	0-0	0-0	0	0	0	0	0	0	2
12-12/at UALR										
12-19/at UMASS										
12-22/SEMO										
12-28/IUPUI										
12-31/Tennessee										
1-3/Houston Baptist										
1-6/at Syracuse										
1-9/at Southern Miss										
1-13/East Carolina										
1-16/at Rice										
1-20/UTEP										
1-23/Houston										
1-27/at Marshall										
1-30/at SMU										
2-3/UAB										
2-6/Gonzaga										
2-10/UCF										
2-13/at Tulsa										
2-17/at Tulane										
2-20/SMU										
2-24/at Houston										
2-27/Southern Miss										
3-3/at UAB										
<b>Totals</b>	<b>0-1</b>	<b>0-0</b>	<b>2-2</b>	<b>4</b>	<b>2</b>	<b>0</b>	<b>0</b>	<b>0</b>	<b>0</b>	<b>9</b>
<b>Pct./Avg.</b>	<b>.000</b>	<b>.000</b>	<b>1.000</b>	<b>0.8</b>	<b>0.4</b>	<b>0.0</b>	<b>0.0</b>	<b>0.0</b>	<b>0.0</b>	<b>1.8</b>

\* indicates start

- Appeared in two minutes of action vs. Montana State
- Secured one rebound and attempted one field goal against Oakland in two minutes of action
- Appeared in one minute of action vs. Central Arkansas
- Scored first two career points on two made free-throws against Tennessee Tech. Also secured two rebounds in his three minutes of action.
- Played one minute against Jackson State, secured one offensive rebound
- Appeared in three minutes of action during exhibition season against Christian Brothers and LeMoyné-Owen

#### Career Highs

Points .....	2 vs. Tennessee Tech (11/20/09)
Rebounds.....	2 vs. Tennessee Tech (11/20/09)
Field Goals Made .....	None
Field Goals Attempted.....	1 vs. Oakland (11/30/09)
Three-Point Field Goals Made .....	None
Three-Point Field Goals Attempted.....	None
Free Throws Made.....	None
Free Throws Attempted.....	None
Assists.....	None
Blocks.....	None
Steals.....	None
Minutes Played .....	3 vs. Tennessee Tech (11/20/09)

#### Season Highs

Points .....	2 vs. Tennessee Tech (11/20/09)
Rebounds.....	2 vs. Tennessee Tech (11/20/09)
Field Goals Made .....	None
Field Goals Attempted.....	1 vs. Oakland (11/30/09)
Three-Point Field Goals Made .....	None
Three-Point Field Goals Attempted.....	None
Free Throws Made.....	None
Free Throws Attempted.....	None
Assists.....	None
Blocks.....	None
Steals.....	None
Minutes Played .....	3 vs. Tennessee Tech (11/20/09)

### JACQUES CAREER STATISTICS

Year	GP-GS	Min/Avg	— Total —		— 3-Point —		— Rebounds —					PF-FO	A	TO	B	ST	Pts-Avg
			FG-A	Pct	FG-A	Pct	Off-Def	Tot	Avg								
2009-10	5-0	9/1.8	0-1	.000	0-0	.000	2-2	1.000	3-1	4	0.8	1-0	0	0	0	0	2-0.4