



2009

# Memphis Tiger Basketball

2010

## Game #12

#14/14 Tennessee (9-2)

vs.

Memphis (9-2)

Thursday, Dec. 31 • 3 pm CT  
FedExForum • Memphis, Tenn.

### By The Numbers...

199

• Number of treys **Doneal Mack** has made in his career; with next trey made, will be only third Tiger to have 200 three-pointers

77.8

• Memphis' winning pct. in games on New Year's Eve since World War II (7-2 record)

23

• Memphis' current homecourt win streak stands at 23-straight entering Dec. 31 game; is sixth-longest streak in nation

6.9

• Turnover margin for the Tigers, the 8th-best mark in NCAA Division I; Tennessee TO margin is +7.6, 4th-best in NCAA

### Media Relations Info

Contact.....Lamar Chance  
Office .....901-678-2349  
Cell.....901-734-9949  
Home .....901-465-4247  
Email .....lchance1@memphis.edu  
Mailing/Overnight Address.....  
203 Athletic Office Building  
570 Normal St.  
Memphis, TN 38152

### Tigers On TV/Radio/Web

**Television:** ESPN2 (Carter Blackburn, play-by-play; Jimmy Dykes, color analyst)

**Radio:** WREC 600 AM (Dave Woloshin, play-by-play; Matt Dillon, color analyst; Forrest Goodman, studio host)

**Web:** ESPN360.com

### TIGERS HOST TENNESSEE IN IN-STATE BATTLE THURSDAY AT FEDEXFORUM

The University of Memphis squad (9-2, 0-0 C-USA) continues its four-game homestand Thursday when it hosts in-state rival Tennessee (9-2, 0-0 SEC) at FedExForum. The game, which is airing on ESPN2, is slated for a 3 p.m. (CT) start.

The Tigers have bounced back with two-straight victories after their Dec. 19 setback against UMass (73-72) in Boston, Mass. Memphis posted wins over Southeast Missouri State 87-57 on Dec. 22 and IUPUI 87-67 on Dec. 28. Prior to the UMass loss, Memphis had won six straight with victories over Tennessee Tech 92-59, Central Arkansas 81-49, Oakland 77-46, Arkansas State 74-55, Montana State 76-51 and Arkansas-Little Rock 83-71. The Tigers' only other loss was another narrow one to No. 1/1 Kansas 57-55 in St. Louis, Mo. The Kansas, Tennessee Tech, Central Arkansas and Oakland games were part of the 2009 Hall of Fame Showcase classic.

Memphis, picked to finish between second and fourth in Conference USA in most preseason polls, returns only one starter and six letterwinners from last year's squad that won 33 games (33-4 record) and advanced to the NCAA Tournament

### Schedule-Results (9-2, 0-0 C-USA)

#### November

13	JACKSON STATE.....	82-53, W
	Hall of Fame Showcase, Nov. 17-30	
17	vs. #1/1 Kansas (Saint Louis, Mo./ESPN)...	55-57, L
20	TENNESSEE TECH.....	92-59, W
24	CENTRAL ARKANSAS (WKNO; TD).....	81-49, W
30	OAKLAND (WKNO; TD).....	77-46, W

#### December

5	ARKANSAS STATE (WKNO; TD).....	74-55, W
9	MONTANA STATE (WKNO).....	76-51, W
12	vs. Arkansas-Little Rock.....	83-71, W
	(Verizon Arena, N. Little Rock, Ark.)	
19	vs. UMass (ESPN2).....	72-73, L
	(TD Garden; Boston, Mass.)	
22	SOUTHEAST MISSOURI STATE.....	87-57, W
28	IUPUI.....	87-67, W
31	#14/14 TENNESSEE (ESPN2).....	3 PM

#### January

3	HOUSTON BAPTIST.....	2 PM
6	at Syracuse (ESPN2).....	6 pm
9	at Southern Miss* (CSS).....	7 pm
13	EAST CAROLINA* (CSS).....	6 PM
16	at Rice* (CSS).....	7 pm
20	UTEP* (CBS C).....	7 PM
23	HOUSTON* (ESPN2).....	7 PM
27	at Marshall* (CBS C).....	7 pm
30	at SMU* (WKNO).....	2 pm

#### February

3	UAB* (CBS C).....	7 PM
6	GONZAGA (ESPN2).....	3 PM
10	UCF* (CSS).....	6 PM
13	at Tulsa* (ESPN2).....	6 pm
17	at Tulane* (CSS).....	6 pm
20	SMU* (WKNO).....	7 PM
24	at Houston* (CSS).....	6 pm
27	SOUTHERN MISS* (CBS C).....	7 PM

#### March

3	at UAB* (CSS).....	6 pm
6	Tulsa* (CBS C).....	12 pm
10-13	C-USA Tournament (Tulsa, Okla.)	

Home games in **bold** SMALL CAPS \*C-USA Game

### Probable Starters/Top Reserves vs. Tennessee (Based on previous game starters)

Memphis Starters	No.	Name	Pos	Yr	Ht/Wt	PPG	RPG	Hometown	
	1	Pierre Henderson-Niles	F	Sr.	6-8/270	6.2	5.5	Memphis, Tenn.	
	3	Roburt Sallie	G	Jr.	6-5/196	9.7	3.5	Sacramento, Calif.	
	5	Willie Kemp	G	Sr.	6-2/184	8.1	4.4apg	Bolivar, Tenn.	
	15	Elliot Williams	G	So.	6-5/180	20.7	4.6	Memphis, Tenn.	
	20	Doneal Mack	G	Sr.	6-5/187	11.1	1.7	Charlotte, N.C.	
	— Reserves —								
	10	Will Coleman	F	Jr.	6-9/250	7.0	6.4	Columbus, Ga.	
	11	Wesley Witherspoon	F	So.	6-9/210	10.2	4.1	Atlanta, Ga.	
	30	D.J. Stephens	F	Fr.	6-5/170	2.7	2.4	Killeen, Texas	

Tennessee Starters	No.	Name	Pos	Yr	Ht/Wt	PPG	RPG	Hometown	
	1	Tyler Smith	F	Sr.	6-7/215	11.7	4.6	Pulaski, Tenn.	
	4	Wayne Chism	F	Sr.	6-9/246	10.5	5.5	Jackson, Tenn.	
	21	Melvin Goins	G	Jr.	5-11/195	5.9	2.4apg	San Diego, Calif.	
	23	Cameron Tatum	G	So.	6-6/197	9.1	2.4	Lithonia, Ga.	
	32	Scotty Hopson	G	So.	6-7/200	13.7	3.7	Hopkinsville, Ky.	
	— Reserves —								
	3	Bobby Maze	G	Sr.	6-3/195	7.9	3.2apg	Suitland, Md.	
	30	J.P. Prince	G	Sr.	6-7/205	5.5	2.9apg	Memphis, Tenn.	
	33	Brian Williams	C	Jr.	6-10/278	6.3	5.2	Bronx, N.Y.	

### National Polls

*Associated Press*  
(Dec. 28)

1.	<i>Kansas (52)</i> .....	11-0
2.	Texas (11).....	11-0
3.	Kentucky (1).....	13-0
4.	Purdue.....	11-0
5.	<i>Syracuse (1)</i> .....	12-0
6.	West Virginia.....	10-0
7.	Duke.....	9-1
8.	Villanova.....	11-1
9.	North Carolina.....	9-3
10.	Connecticut.....	9-2
11.	Michigan State.....	9-3
12.	Kansas State.....	11-1
13.	Georgetown.....	9-1
14.	<i>Tennessee</i> .....	9-2
15.	Ohio State.....	10-2
16.	Ole Miss.....	10-2
17.	Washington.....	9-2
18.	Temple.....	9-2
19.	New Mexico.....	12-1
20.	Texas Tech.....	10-1
21.	Clemson.....	11-2
22.	Florida State.....	11-2
23.	Wisconsin.....	10-2
24.	<i>UAB</i> .....	11-1
25.	Northwestern.....	10-1

**ARV: #26 Gonzaga, #38 Memphis**

*ESPN/USA Today Coaches*  
(Dec. 28)

1.	<i>Kansas (28)</i> .....	11-0
2.	Texas (3).....	11-0
3.	Kentucky.....	13-0
4.	Purdue.....	11-0
5.	<i>Syracuse</i> .....	12-0
6.	West Virginia.....	10-0
7.	Duke.....	9-1
8.	Villanova.....	11-1
9.	North Carolina.....	9-3
10.	Connecticut.....	9-2
11.	Michigan State.....	9-3
12.	Kansas State.....	11-1
13.	Georgetown.....	9-1
14.	<i>Tennessee</i> .....	9-2
15.	Ohio State.....	10-2
16.	Washington.....	9-2
17.	New Mexico.....	12-1
18.	Clemson.....	11-2
19.	Temple.....	9-2
20.	Georgia Tech.....	9-2
21.	Ole Miss.....	10-2
22.	<i>Gonzaga</i> .....	8-3
23.	Butler.....	8-4
24.	Texas Tech.....	10-1
25.	Florida State.....	11-2

**ARV: #31 UAB**

\* *Tiger opponents in italics*

### Memphis-Tennessee Series Information

<b>Overall series</b> .....	Tennessee leads 12-8
<b>Current streak</b> .....	Memphis won last 1
<b>Memphis longest win streak</b> .....	3 (1993-94 to 1995-96)
<b>Tennessee longest win streak</b> .....	5 (1996-97 to 2000-01)
<b>Gms played in Memphis</b> .....	Series tied 5-5
<b>Last year's meeting</b> .....	Jan. 24, 2009 UofM 54, UT 52 Thompson-Boling Arena/Knoxville (see recap and boxscore on page 7)
<b>Last Memphis win</b> .....	Jan. 24, 2009 UofM 54, UT 52 Thompson-Boling Arena/Knoxville
<b>Last UofM win in Memphis</b> .....	Jan. 18, 2006 UofM 88, UT 79 FedExForum
<b>Last Tennessee win</b> .....	Feb. 23, 2008 UT 66, UofM 62 FedExForum/Memphis
<b>Last UT win in Memphis</b> .....	Feb. 23, 2008 UT 66, UofM 62 FedExForum

West Region semifinal (Sweet Sixteen). En route to the Sweet Sixteen, the Tigers swept the Conference USA regular season and tournament crowns.

Tennessee brings a 9-2 record into Thursday's game at FedExForum. The Volunteers have won five of their last six with the lone setback a road loss at Southern Cal (77-55). Tennessee posted a 99-78 win in its last outing on Dec. 23.

#### SCOUTING THE VOLUNTEERS

Tennessee brings a 9-2 record into Thursday's game at FedExForum. The Volunteers have won five of their last six with the lone setback a road loss at Southern Cal (77-55). Tennessee posted a 99-78 win

### Memphis-Tennessee Statistical Comparison

Statistic	U of M	UT
Record	9-2	9-2
RPI (as of 12/30)	96	57
Sagarin (as of 12/29)	55	38
Scoring Offense	78.7	82.8
Scoring Defense	58.0	63.4
Scoring Margin	+20.7	+19.4
Free Throw Percentage	.645	.676
Field Goal Percentage	.469	.484
Field Goal Pct. Defense	.398	.396
3-Point Field Goal Pct.	.358	.347
3-Point FG Pct. Defense	.310	.285
Rebounding Offense	35.5	36.8
Rebounding Defense	33.6	34.5
Rebounding Margin	+1.9	+2.3
Blocked Shots	5.9	3.2
Assists	14.3	17.7
Steals	10.5	10.0

in its last outing on Dec. 23.

The Volunteers were picked second in the Southeastern Conference (SEC) Eastern Division in the media preseason poll. Tennessee received two votes to win the SEC overall regular season championship.



Scotty Hopson leads a trio of double-figure scorers for Tennessee with a 13.7 scoring average. Tyler Smith (11.7 ppg) and Wayne Chism (10.5 ppg) also average double digits in the scoring column for the Volunteers. Chism leads the squad on the glass with a 5.5 rebounding average, followed by Brian Williams at 5.2 rpg. Smith is tops on the team with 41 assists (3.7 apg). Hopson (42.6 percent) and Cameron Tatum (40 percent) are the Volunteers'

### Tiger Tracking

#### Following Memphis In The Polls

	PS	N-16	N-23	N-30	D-7	D-14	D-21	D-28	J-4	J-11	J-18
AP	—	—	ARV	ARV	ARV	ARV	ARV	ARV			
Coaches	ARV	ARV	ARV	ARV	ARV	ARV	—	—			
	<b>J-25</b>	<b>F-1</b>	<b>F-8</b>	<b>F-15</b>	<b>F-22</b>	<b>M-1</b>	<b>M-8</b>	<b>M-15</b>	<b>PT</b>		

AP  
Coaches

PS — preseason ranking; PT — post-tournament ranking

### Tiger Record With Starters

Record	Games	Starters
1-0	UCA	Coleman, Kemp, Mack, Stephens, Williams
5-1	TTU, OU, ASU, MSU, UALR, UMass	Coleman, Kemp, Mack, Sallie, Williams
2-1	KU, SEMO, IUPUI	H.-Niles, Kemp, Mack, Sallie, Williams
1-0	JSU	H.-Niles, Kemp, Sallie, Williams, Witherspoon

**2009-10 Memphis Numerical Roster**

No.	Name	Pos	Ht	Wt	Yr	Hometown/High School/Last School
1	Pierre Henderson-Niles	F	6-8	270	Sr.	Memphis, Tenn./Ridgeway HS/ The Patterson School (N.C.)
2	James Harvey Jr.	G/F	6-2	200	Jr.	Memphis, Tenn./Germantown HS/ Southeastern C.C. (Iowa)
3	Roburt Sallie	G	6-5	196	Jr.	Sacramento, Calif./Sacramento Valley HS/ Laurinburg Prep (N.C.)/The Patterson School (N.C.)/City Coll. of San Francisco
5	Willie Kemp	G	6-2	184	Sr.	Bolivar, Tenn./Bolivar Central HS
10	Will Coleman	F	6-9	250	Jr.	Columbus, Ga./Glennwood HS/ Miami Dade College
11	Wesley Witherspoon	F/G	6-9	210	So.	Atlanta, Ga./Berkmar HS
12	Drew Barham	G/F	6-7	180	Fr.	Cordova, Tenn./Christian Brothers HS
14	Charles Holt	G	6-0	170	Fr.	Jackson, Tenn./Liberty Tech
15	Elliot Williams	G	6-5	180	So.	Memphis, Tenn./St. George's Independent School/Duke University
20	Doneal Mack	G	6-5	187	Sr.	Charlotte, N.C./Statesville Christian School (N.C.)
30	D.J. Stephens	G	6-5	170	Fr.	Killeen, Texas/Harker Heights HS
31	Preston Laird	G	6-2	182	So.	Memphis, Tenn./Germantown HS
32	Malik Thomas	G/F	6-4	195	Fr.	Forestville, Md./Largo HS
35	Tyler Foster	G/F	6-5	185	Fr.	Albany, N.Y./The Albany Academy
41	Angel Garcia	F	6-11	245	So.	Toa Baja, Puerto Rico/East Chicago Central HS (Ind.)
54	Aaron Jacques	F	6-6	200	Sr.	Bartlett, Tenn./Bolton HS/Bethel College

**Pronunciation Guide**

Josh <b>PASTNER</b> .....PASS - ner	<b>DONEAL</b> Mack.....DON - nell
Drew <b>BARHAM</b> .....BAR - um	D.J. <b>STEPHENS</b> .....STEF - fens
<b>MALIK</b> Thomas.....muh - LEEK	Aaron <b>JACQUES</b> .....jay - KWEEZ

top threats from the three-point line. Smith shoots a team-best 58.4 percent from the field.

Tennessee is shooting 48.4 percent from the field, 34.7 percent from the arc and 67.6 percent

from the free throw line. The Volunteers are out-rebounding their opponents by an average margin of +2.3 boards per game (36.8-34.5).

**PASTNER IN FIRST YEAR AT HELM OF TIGER PROGRAM**

**Josh Pastner** (Arizona, 1998) is in his first season as the head coach of the University of Memphis basketball program. The Kingwood, Texas, native was hired Apr. 7, 2009, after serving the 2008-09 season as an assistant on the Tiger staff.

Pastner has a 9-2 record at Memphis. He won his head coaching debut Nov. 13 with an 82-53 victory. He suffered his first coaching loss in a narrow 57-55 setback to No. 1/1 Kansas Nov. 17.

Prior to joining the Memphis basketball family for the 2008-09 season, Pastner spent the previous 12 years of his college basketball life at Arizona as a player, staff member and assistant coach. While in Tucson, Pastner was a member of Wildcat squads that made 12-straight NCAA Tournament appearances and posted a 290-103 record (1997-2008). Pastner was a player on the 1996-97 Arizona team that won the NCAA title.

**TIGER SUCCESS ON NEW YEAR'S EVE**

Tiger Nation loves to ring in the New Year, and the Memphis basketball program has helped with the festivities in past years with a New Year's Eve win. Since World War II, the Tigers have a 7-2 record (.778 winning percentage) when playing on New Year's Eve.

The last time Memphis played a New Year's Eve game was last season when the Tigers posted an 80-48 win over Northeastern at FedExForum. Memphis won six-straight New Year's Eve games from

**MEMPHIS MEDIA RELATIONS**

**Office Address** 203 Athletic Office Bldg.  
570 Normal St.  
Memphis, TN 38152

**Office Phone** 901-678-2337

**Fax** 901-678-4134

**STAFF**

Jennifer Rodrigues, MRD .....  
jimpowers@memphis.edu

**Lamar Chance, Asst. MRD/MBB Contact.....**  
**lchance1@memphis.edu**

Tammy DeGroff, Asst. MRD/WBB Contact ...  
tdegroff@memphis.edu

Jason Redd, Asst. MRD .....  
jredd@memphis.edu

Brandon Kolditz, Asst. MRD.....  
wkolditz@memphis.edu

Martha Woods, Secretary .....  
mwoods@memphis.edu

Shawn Smith, Intern.....  
sdsnth10@memphis.edu

Mark Taylor, Intern .....  
mark.taylor@memphis.edu

Josh Wilkins, Graduate Assistant.....  
jrwilkins@memphis.edu

Preston McClellan, Student Assistant.....  
pmcclln@memphis.edu

**TIGERS ON THE WEB**

For game notes, rosters, statistics and other information on Memphis Tiger basketball, go to the University of Memphis athletic web site at:

[www.gotigersgo.com](http://www.gotigersgo.com)

**TIGERS ON THE RADIO**

All Memphis basketball games are broadcast on the Tigers' network flagship station, WREC 600AM. Dave Woloshin calls the play-by-play, while Matt Dillon serves as the color analyst. Dillon and Forrest Goodman (in studio) host the pre- and postgame shows.

WREC 600AM also broadcasts Josh Pastner's weekly radio show, which is slated to be held in the East Memphis DoubleTree Inn.

**MEMPHIS BASKETBALL WITH JOSH PASTNER TELEVISION SHOW**

Head coach Josh Pastner's weekly television coach's show, Memphis Basketball With Josh Pastner, is televised every Sunday night during the season by WPTY/ABC 24 in Memphis. The show begins in early December. Dave Woloshin serves as the show's host.

**TIGER C-USA STREAKS**

- Conference USA win streak .....61\*  
(includes C-USA Tournament)
- Conference USA regular season win streak .....49\*
- Conference USA home win streak .....37\*
- Conference USA road win streak .....24\*
- Number of days passed since last C-USA loss (as of Dec. 31).....1,400\*
- Number of days in a four-year U.S. Presidency .....1,461

\* C-USA record

**TIGERS IN C-USA SINCE 2005-06**

- Overall record..... 73-1  
(includes C-USA Tournament)
- Regular season record..... 61-1
- Home record (includes C-USA Tour) .... 43-0
- Road record ..... 30-1
- Regular season titles .....4
- Tournament titles .....4

**NOTE:** Memphis is only school in C-USA history to have a perfect 16-0 regular season and then win the league postseason tournament. The Tigers accomplished that feat in the 2006-07, 2007-08 and 2008-09 seasons.

1966-67 to 1975-76. The Tigers lost their two New Year's Eve encounters in the 1977-78 (to Arkansas) and 1992-93 (to Minnesota) campaigns.

**CLOSING OUT THE OLD YEAR**

The Tigers are closing out 2009 with a New Year's Eve tilt against in-state rival Tennessee Dec. 31 at FedExForum, and Memphis has done quite well in the final game of the year in the last 15 seasons. The Tigers have a 12-3 record (.800 winning percentage) in their final game of the calendar year the past 15 campaigns.

**TIGERS LOVE HOLIDAY HOOPS**

The holidays are a time to spread good cheer. Well, the Tigers have done just that for their fans since the 1999-2000 campaign. When playing over the holidays (Dec. 22-Jan. 4), Memphis has an impressive 28-5 record (.848 winning percentage) since the 1999-2000 campaign.

Memphis has won 13 straight "Holiday Hoops" games, dating back to the 2005-06 season. Since 2005-06, the Tigers are 15-1 (.938 winning percentage) in "Holiday Hoops" contests.

**IT'S THE NEWLYWED GAME THURSDAY**

Cue Bob Eubanks to the public address announcer's microphone for Thursday's Memphis-Tennessee encounter, as the match-up could be called "The Newlywed Game." Both head coaches — Memphis' **Josh Pastner** and Tennessee's Bruce Pearl — got married this past off-season.

A little over a month after he was hired as the Tigers' head coach, Pastner married the former Kerri Lamas on May 16, 2009. Three months later, Pearl married the former Brandy Miller on Aug. 29, 2009.

**MEMPHIS VS. THE SEC**

The Tigers have an all-time record of 89-65 (.578 winning percentage) against members of the Southeastern Conference (SEC). Memphis has played Alabama (5-2), Arkansas (10-11), Auburn (0-1), Florida (0-1), Georgia (1-1), Kentucky (1-0), LSU (2-2), Ole Miss (26-11), Mississippi State (13-11), South Carolina (18-5), Tennessee (8-12) and Vanderbilt (5-8).

Memphis has won eight of its last 10 contests against SEC opponents, and 13 of its last 16 games against the league. The last time the Tigers faced an SEC opponent was in the 2008-09 season. Memphis traveled to Knoxville, Tenn., and posted a thrilling 54-52 win over the Volunteers.

The following shows the Tigers' recent success against SEC foes:

Year	SEC Opponent	Result
2008-09	Tennessee .....	54-52, W
2007-08	vs. Miss. State (NCAA) .....	77-74, W
2007-08	Tennessee .....	62-66, L
2006-07	Ole Miss .....	82-70, W
2006-07	at Tennessee .....	58-76, L
2006-07	Kentucky (Maui) .....	80-63, W
2005-06	Tennessee .....	88-79, W
2005-06	at Ole Miss .....	72-49, W
2005-06	at Alabama .....	87-76, W
2004-05	Vanderbilt (NIT) .....	81-68, W
2004-05	Ole Miss .....	53-65, L
2003-04	South Carolina (NCAA) .....	59-43, W
2003-04	at Ole Miss .....	73-62, W
2002-03	at Arkansas .....	72-67, W
2002-03	Ole Miss .....	58-51, W
2001-02	South Carolina (NIT title) .....	72-62, W

**FORMER TEAMMATES, NOW FOES**

Thursday's contest features two seniors that were teammates in high school from 2004-06, but are now foes. Memphis guard **Willie Kemp** and Tennessee forward Wayne Chism teamed up during those two seasons on the Bolivar Central High School squad.

The duo helped lead Bolivar Central to a two-year (2004-05, 2005-06) mark of 58-16 and the 2005 Tennessee Class AA crown. In 2006, Bolivar Central reached the Class AA quarterfinals. Kemp won the 2006 Tennessee Class AA Mr. Basketball award, while Chism was a finalist for the honor.

**A JORDAN BRAND CLASSIC REUNION ON THURSDAY**

It will be a Jordan Brand Classic reunion on Thursday when Memphis and Tennessee meet. In the Apr. 19, 2008, contest played at Madison Square Garden in New York City, the Tigers' **Wesley Witherspoon** and the Volunteers' Scotty Hopson both played for the Blue squad.

Hopson scored a team-best 21 points (8-of-13 FG, 2-of-3 treys, 3-of-5 FT) in helping lead the Blue team to a 124-114 win over the White squad. Hopson also had four boards, one block and two steals. Witherspoon added 13 points, four rebounds and three steals in the Blue team win.

**A PRINCE TIE TO THE TIGERS**

Volunteer senior J.P. Prince not only calls Memphis home, but his family also has a tie to the Tiger basketball program. Prince's father, John, was an assistant on Larry Finch's staff from 1994-97.

During his time as an assistant at Memphis, the Tigers posted a 62-33 overall record and made two

**FedExForum**  
*The Home of The Tigers*

The 2009-10 season marks the sixth for the Tigers in their home arena, FedExForum, which officially opened in September, 2004. Located just a few feet off Beale Street on historic Highway 61, FedExForum rises to extend the heart of the Memphis entertainment district.

Memphis plays all of its 2009-10 home contests in the 18,400-seat arena. FedExForum is also the host site for the 2010 NCAA Women's South Regional in March 2010.

At 135 feet high, FedExForum provides a new backdrop for historic Beale Street. The 805,850 square-foot arena, covering 13.8 acres, features five levels as well as state-of-the-art locker rooms and facilities for sports teams, as well as an exceptional dining and entertainment experiences for its patrons.

**Capacity:** 18,400

**Open House:** Sept. 6, 2004

**First Event:** Usher concert, Sept. 17, 2004

**First Memphis Tiger event:** Midnight Madness, Oct. 15, 2004

**First Memphis exhibition game:** vs. Christian Brothers, Nov. 6, 2004 (81-70, W)

**First Memphis regular season game:** vs. Savannah State, Coaches vs. Cancer, Nov. 11, 2004 (102-40, W)

**Memphis record in FedExForum:** 101-10 (.910 winning percentage)



NCAA Tournament trips and one NIT appearance. The 1994-95 Tiger squad advanced to the NCAA Tournament Sweet 16, and the 1995-96 team tied for the first Conference USA regular season crown.

### **HEY, I KNOW YOU!**

When Memphis head coach **Josh Pastner** takes the floor Thursday, he'll see a familiar face wearing the Tennessee orange in former pupil J.P. Prince.

Prior to last year's meeting in Knoxville, the last time the two were on the court was in the 2006-07 campaign when Pastner and Prince were on the same side. Both Pastner (assistant coach) and Prince (player) were at Arizona in 2006-07.

### **BATTLE OF (SCORING) WILLS THURSDAY**

Memphis head coach **Josh Pastner** has stressed that the Tigers are going to have to be an excellent

defensive team to have an successful 2009-10. The players have bought in on the defensive end, as Memphis is holding opponents to only 58.0 points per game, which is second Conference USA and eighth in the nation.

Tennessee, though, could be the Tigers' toughest test to date in terms of slowing down its offensive firepower. The Volunteers average 82.8 points, which is second in the SEC and 28th in the nation.

## **2010 Tiger Hoops Signees**

### **Antonio Barton/6-2/170**

#### **Baltimore, Md./Lake Clifton HS/Notre Dame Prep**

Playing his final season of high school basketball in 2009-10 at Notre Dame Prep in Fitchburg, Mass. ... In 2008-09, teamed with his brother, Will, to lead Lake Clifton High School to a perfect 28-0 record and the Maryland 3A state championship ... The Lakers defeated Friendly 75-50 for the title ... Lake Clifton was ranked No. 25 nationally, according to MaxPreps.com ... Averaged 15.6 points, 7.4 assists and 4.1 rebounds during the Lakers' title run in 2008-09 ... Named to the 2009 *Baltimore Sun* All-Metro second team ... Rated among the top point guards in the 2010 class ... Prior to his year at Lake Clifton, attended City College High School in Baltimore and National Christian Academy in Fort Washington, Md.

### **Will Barton/6-6/170**

#### **Baltimore, Md./Lake Clifton HS/Brewster Academy**

A consensus top-15 recruit ... Rated the No.3 player in the nation by MaxPreps.com, No. 5 by ESPN.com, No. 8 by *The Sporting News* and Scout.com and No. 10 by PrepStars.com ... Ranked the nation's No. 1 shooting guard by Scout.com ... Rivals.com ranked him the No. 11 overall player and the nation's No. 2 shooting guard ... Played in the 2009 Boost Mobile Elite, one of the nation's premier elite high school hoops events, in August ... Earned "standout player" recognition at the King City Classic, which was a part of the LeBron James Skills Academy, this past summer, according to ESPN.com ... Named MVP of the I-95 Elite Challenge (Baltimore vs. Washington, D.C., high school all-stars) in May ... Netted 18 points in the I-95 Challenge ... Playing his final season of high school basketball in 2009-10 at Brewster Academy in Wolfeboro, N.H. ... In 2008-09, teamed with his brother, Antonio, to lead Lake Clifton High School to a perfect 28-0 record and the Maryland 3A state championship ... Netted a game-high 20 points in the state title victory over Friendly ... Averaged 18.7 points, 10.2 rebounds and 4.4 assists during the Lakers' title run in 2008-09 ... Named the 2009 All-Baltimore City Player of the Year by *The Baltimore Sun* ... Also selected to the *Sun's* All-Metro first team ... Prior to his year at Lake Clifton, attended City College High School in Baltimore and National Christian Academy in Fort Washington, Md.

### **Tarik Black/6-8/235**

#### **Memphis, Tenn./Ridgeway HS**

A consensus top-50 recruit ... Rated the No. 26 player in the country by Northstar Basketball Blog, No. 35 player by MaxPreps.com, No. 47 by Rivals.com, No. 48 by PrepStars.com and No. 54 by ESPN.com ... Rivals.com ranked him the No. 7 center in the nation ... Rated the No. 18 power forward by Scout.com ... Playing his

final season of prep basketball at Ridgeway High School in 2009-10 ... Last season, helped lead Ridgeway to the District 15-AAA championship and a 26-6 overall record ... Averaged 15.7 points and 11.8 rebounds for Ridgeway in 2008-09 ... The Roadrunners defeated White Station 68-63 for the district title ... Scored 14 points in the district championship game and was named the district tournament MVP ... Ridgeway advanced to the Region 8-AAA semifinals before falling to Melrose 62-54 ... A member of the Memphis Magic Elite AAU team - along with teammates Chris Crawford, Joe Jackson and Jelan Kendrick -- that won the national championship at the prestigious adidas Super 64 Tournament in Las Vegas this past summer ... Scored 16 points in the championship victory.

### **Chris Crawford/6-4/185**

#### **Memphis, Tenn./Sheffield HS**

A top-75 prospect ... Ranked the No. 66 player in the country by Rivals.com ... Rivals.com also ranked him the No. 16 shooting guard in the nation ... Ranked among top 40 shooting guards in the country by ESPN.com (No. 34) and Scout.com (No. 38) ... Playing his final year of prep basketball at Sheffield High School in Memphis in 2009-10 ... Helped lead Sheffield to an 19-15 overall record in 2008-09 ... The Knights earned a Class AA state tournament berth and advanced to the state quarterfinals ... The Class AA state tournament appearance was the first in Sheffield High School history ... Averaged 18.3 points his junior campaign to lead the Knights ... Named to the Tennessee Sports Writers Association (TSWA) All-State team for Class AA ... A member of the Memphis Magic Elite AAU team that won the national championship at the prestigious adidas Super 64 Tournament in Las Vegas this past summer ... Scored 16 points in the championship victory ... Netted the game-winning basket in the tournament final.

### **Joe Jackson/5-11/160**

#### **Memphis, Tenn./White Station HS**

A consensus top-15 recruit ... Rated the No. 10 player in the nation by *The Sporting News*, No. 11 by MaxPreps.com, No. 12 by Rivals.com and PrepStars.com, No. 17 by Scout.com and No. 21 by ESPN.com ... Scout.com lists him as the No. 4 point guard in the nation, while Rivals.com and ESPN.com rank him the country's No. 5 point guard ... Playing his final year of prep basketball at White Station High School in Memphis in 2009-10 ... Helped lead the Spartans to a 31-7 overall record and a 15-1 conference mark in 2008-09 ... White Station won the 2009 Tennessee Class AAA state title ... Scored a combined 82 points (27.3 ppg) in the Spartans' three state tournament games en route to the crown ... Netted a game-high 35 points in the state title game victory over Raleigh-Egypt ... Took home Class AAA

state tournament MVP honors ... Named the 2008-09 *Commercial Appeal* Player of the Year ... Averaged 26.2 points in 2008-09, which was the top scoring average in the Memphis area ... Earned Tennessee Sports Writers Association (TSWA) All-State honors for Class AAA ... As a sophomore in 2007-08, helped White Station to the Tennessee Class AAA championship game ... A member of the Memphis Magic Elite AAU team that won the national championship at the prestigious adidas Super 64 Tournament in Las Vegas this past summer .. Was named the Super 64's Most Valuable Player ... Scored a game-high 20 points in the championship victory.

### **Jelan Kendrick/6-6/185**

#### **Atlanta, Ga./Wheeler HS/Westlake HS**

A consensus top-15 recruit ... Rated the No. 8 player in the nation by Rivals.com and PrepStars.com, No. 11 by Northstar Basketball Blog, No. 15 by Scout.com and No. 24 by ESPN.com ... Rivals.com also ranked him the No. 2 small forward in the country ... Scout.com rated him the nation's No. 2 shooting guard, PrepStars.com No. 3 and ESPN.com No. 4 ... Will play his final year of prep basketball in 2009-10 at Wheeler High School in Marietta, Ga. ... Wheeler is ranked No. 14 in MaxPreps.com national preseason high school poll... Played his junior campaign (2008-09) for Atlanta's Westlake High School ... Helped lead the Lions to a 22-7 overall record and an 11-2 conference mark ... Westlake advanced to the Georgia state Class AAAAA semifinals in 2008-09 ... Played the latter portion of the 2009 summer AAU schedule with fellow signees Joe Jackson and Chris Crawford for the Memphis Magic Elite ... His AAU squad won the national championship at the prestigious adidas Super 64 Tournament in Las Vegas this past summer.

### **Hippolyte Tsafack/6-8/230**

#### **Cameroon/The Miller School (Charlottesville, Va.)**

Name is pronounced: ip - po - LEET/CHA - fack ... Originally from Cameroon and moved to the United States in 2007 ... Playing his final season at prep basketball at The Miller School in Charlottesville, Va., in 2009-10 ... Rated the No.5 "sleeper" of the July 2009 recruiting period, according to nationalhoopsreport.blogspot.com ... Ranked the No. 20 center in the nation by Scout.com ... ESPN.com rated him among the country's top power forwards ... In 2008-09 as a junior, averaged 11.7 points, 10.5 rebounds and 1.6 blocked shots for The Miller School ... Helped lead the Mavericks to a 26-3 overall record in 2008-09 ... The Miller School won its first Virginia Independent School (VIS) Division 2 state championship in 2008-09 ... Scored 13 points and grabbed six rebounds in the Mavericks' 69-61 state title game victory over Atlantic Shores Christian.

**TIGERS AMONG WINNINGEST PROGRAMS IN RECENT YEARS**

**Since 2005-06 (Through Dec. 29)**

1. Memphis.....	146
2. Kansas.....	134
3. UCLA.....	130
North Carolina.....	130
5. Florida.....	126
6. Pittsburgh.....	123
7. Duke.....	122
8. Texas.....	121
9. Gonzaga.....	114
10. Ohio State.....	112

**Since 2000-01 (Through Dec. 29)**

1. Duke.....	301
2. Kansas.....	294
3. Memphis.....	276
4. Gonzaga.....	273
5. Florida.....	270
6. Pittsburgh.....	263
Syracuse.....	263
Texas.....	263
9. Connecticut.....	262
10. Illinois.....	261

**WHO'S TURNING (OVER) WHO?**

Good question, seeing how both Memphis and Tennessee protect the ball well and yet also force foes into a lot of miscues. The following shows what both teams do in the turnover category:

<b>Memphis</b>	<b>Stat</b>	<b>Tennessee</b>
12.1	TO/Gm	13.3
19.0	TO Forced/Gm	20.9
+6.9*	TO Margin	+7.6^

\* ranked 8th in NCAA Division I  
^ ranked 4th in NCAA Division I

**FEDEXFORUM TURNED 100**

With the Tigers' Dec. 22 win over Southeast Missouri State, FedExForum hit a milestone. Memphis posted the 100th victory on its homecourt at FedExForum with an 87-57 win over the Redhawks. The Tigers now have a 101-10 record at FedExForum.

The Tigers came into the 2009-10 campaign with 93 wins at FedExForum, and averaged 18.6 wins per season from 2004-05 through 2008-09.

**TIGER SUCCESS AT FEDEXFORUM**

After a rough first year at their new home in 2004-05, the Tigers have bounced back quite nicely and made FedExForum one of the toughest arenas for opponents to play in. The Tigers have a 101-10 overall record (.910 winning percentage) at FedExForum.

Since the 2005 Conference USA Tournament, Memphis has won 91 of its last 95 home games (.958 winning percentage). Furthermore, the 2009-10 seniors — **Pierre Henderson-Niles**, **Willie Kemp** and **Doneal Mack** — are 66-2 (.971 winning

percentage) at home in FedExForum. The 2009-10 seniors only two losses at home were to Tennessee (66-62) in the 2007-08 season and Syracuse (72-65) in the 2008-09 season.

**TIGERS STREAKING AT HOME**

Don't look now, but the Tigers have put together another homecourt winning streak. After a Dec. 20, 2008, home loss to Syracuse, Memphis finished the 2008-09 season with 15-straight home wins at FedExForum.

The Tigers have continued those winning ways at home in 2009-10 with eight-consecutive wins on their FedExForum floor, pushing the streak to 23 straight. Memphis' 23-game homecourt win streak is currently the sixth-longest in the country.

The following lists the nation's current top-six homecourt win streaks for 2007-08:

<b>Team</b>	<b>Streak</b>	<b>Next Home Game</b>
Kansas	50	Cornell/Jan. 6
Pittsburgh	29	Louisville/Jan. 16
Dayton	27	Ball State/Jan. 5
Missouri	26	UMKC/Dec. 30
Siena	26	St. Peter's/Dec. 31
<b>Memphis</b>	<b>23*</b>	<b>Tennessee/Dec. 31</b>

\* Note: Memphis C-USA Tour. gms count in streak

**TIGERS HAUL IN NATION'S NO. 1 RECRUITING CLASS**

While head coach **Josh Pastner** has been doing great things with his Tiger team on the court, he and his staff have been equally impressive outside the gym, especially in the area of recruiting. According to several national media web sites, Memphis has the country's No. 1 recruiting class for 2010.

Rivals.com, ESPN.com, Scout.com, *The Sporting News*, PrepStars.com and HoopScoop all rated the Tigers' 2010 class No. 1 in the nation. MaxPreps.com ranks the Tigers' class No. 2, but that web site has not updated its rankings since Nov. 13.

**DECEMBER GOOD TO TIGERS IN RECENT YEARS**

Since the 1999-2000 season, the Tigers have a 53-22 record (.707 winning percentage) when playing in the month of December. Memphis was 5-2 last December and has won 28 of its last 33 December contests (.848 winning percentage), dating back to the 2004-05 season.

**NON-CONFERENCE SUCCESS**

Memphis has had a long history of success in non-league games, and that has continued in recent years. Since 1999-2000, the Tigers have a non-conference record (including postseason) of 144-47 for a 75.4 winning percentage.

In 2008-09, Memphis had a 17-4 record against non-conference opponents (including postseason).

**2009-10 SENIORS CLIMBING SCHOOL'S WINS CHART**

Last year's Tiger seniors set the NCAA Division

**Memphis Record When...**

Leading at half.....	7-1
Behind at half.....	2-1
Tied at half.....	0-0
Scores 80 points or more.....	6-0
Scores 70-79 points.....	3-1
Scores 60-69 points.....	0-0
Scores under 60 points.....	0-1
Has 5+ dbl.-figure scorers.....	1-0
Has 3-4 dbl.-figure scorers.....	7-1
Has 1-2 dbl.-figure scorers.....	1-1
Has 20+ points off bench.....	7-0
Has 15-19 points off bench.....	2-1
Has less than 15 points off bench.....	0-1
Shoots FG 50 pct. or better.....	6-0
Shoots FG 45-49 pct.....	1-0
Shoots FG 40-44 pct.....	1-0
Shoots under 40 pct.....	1-2
Shoots FT 70 pct. or better.....	2-1
Shoots FT 65-69 pct.....	1-1
Shoots FT under 65 pct.....	6-0
Shoots treys 50 pct. or better.....	2-0
Shoots treys 45-49 pct.....	0-0
Shoots treys 40-44 pct.....	2-0
Shoots treys under 40 pct.....	5-2
Hits 10+ treys.....	3-0
Hits 6-9 treys.....	5-2
Hits fewer than 6 treys.....	1-0
Out-rebounds opponents.....	7-0
Opponent out-rebound Tigers.....	1-2
Tied in rebounding.....	1-0
Has 20 or more assists.....	1-0
Has 15-19 assists.....	4-0
Has 14 assists or fewer.....	4-2
Commits 15+ turnovers.....	0-0
Commits 11-14 turnovers.....	8-1
Commits 10 or fewer turnovers.....	1-1
Forces 15+ turnovers.....	8-2
Forces 11-14 turnovers.....	1-0
Forces 10 or fewer turnovers.....	0-0
Opp. shoots FG 50 pct. or better.....	0-1
Opp. shoots FG 45-49 pct.....	0-1
Opp. shoots FG 40-44 pct.....	2-0
Opp. shoots under 40 pct.....	7-0
Opp. shoots treys 50 pct. or better.....	1-0
Opp. shoots treys 45-49 pct.....	0-0
Opp. shoots treys 40-44 pct.....	1-0
Opp. shoots treys under 40 pct.....	7-2

**LAST MEETING**

**#22/24 Memphis 54 • Tennessee 52**  
**Jan. 24, 2009 • Knoxville, Tenn.**

Tyreke Evans scored 17 points, including a free throw with :01.9 remaining, to lift the No. 22/24 Tigers to a 54-52 non-conference victory over the in-state rival Vols. It was Memphis' 10th-straight win.

The Tigers made up for consecutive losses the previous two years to Tennessee, including the loss last year that ended Memphis' perfect season.

Evans scored Memphis' final seven points, making a layup with 2:53 remaining to give the Tigers a 53-50 lead. Wayne Chism, who scored Tennessee's last 11 points, made two free throws with 2:34 left to cut Memphis' lead to 53-52.

Evans missed a short jumper with 34 seconds left, and Bobby Maze grabbed the rebound for Tennessee. After a timeout, Tyler Smith, who scored the winning shot in last year's game, missed an off-balance jumper with about five seconds left. A battle for the rebound ensued, and Evans came away with it and was fouled.

After two more fouls cut the clock down from :04.5 to :01.9, Evans went to the foul line, where he hit the first of two attempts. He intentionally missed the second attempt, and Chism grabbed the rebound and called a timeout with :01.1 left. The miss also forced Tennessee to a spot throw-in, and all the Vols could manage was a midcourt shot by Josh Tabb that was wide right.

Antonio Anderson and Doneal Mack both had 10 points for the Tigers, while Shawn Taggart and Robert Dozier grabbed nine rebounds apiece.

Chism led the Volunteers with 15 points, while Smith had 13 points and 10 rebounds, and J.P. Prince had 10 points.

Memphis	FG-A	3P-A	FT-A	RB	TP	A	TO	B	S	Min
Taggart	3-7	0-0	2-4	9	8	0	1	2	1	31
Dozier	2-8	0-1	0-0	9	4	1	1	2	0	36
Anderson	2-9	1-3	5-5	7	10	4	4	0	1	40
Evans	7-16	1-3	2-3	8	17	2	2	0	0	27
Mack	3-8	2-5	2-2	2	10	2	1	1	1	34
Kemp	2-7	1-3	0-0	2	5	1	1	0	1	17
Sallie	0-0	0-0	0-0	0	0	0	1	0	0	2
H.-Niles	0-1	0-0	0-0	3	0	0	1	0	1	8
Witherspoon	0-0	0-0	0-0	0	0	1	0	0	0	2
Simpkins	0-0	0-0	0-0	0	0	0	0	0	0	3
TEAM				2						
<b>Totals</b>	<b>19-56</b>	<b>5-15</b>	<b>11-14</b>	<b>42</b>	<b>54</b>	<b>11</b>	<b>12</b>	<b>5</b>	<b>5</b>	<b>200</b>

Tennessee	FG-A	3P-A	FT-A	RB	TP	A	TO	B	S	Min
Smith	5-18	1-3	2-4	10	13	2	0	0	0	33
Chism	4-7	1-2	6-7	6	15	1	4	1	1	26
Maze	2-7	0-2	0-0	2	4	2	0	0	0	24
Prince	5-9	0-0	0-0	3	10	2	1	2	1	33
Hopson	0-6	0-2	1-2	4	1	2	1	0	0	28
Woolridge	0-0	0-0	1-2	0	0	0	0	0	0	2
Negeedu	0-0	0-0	0-0	0	0	0	0	1	0	4
Tatum	0-3	0-0	0-2	4	0	0	1	0	0	17
Tabb	0-0	0-0	3-4	2	3	1	0	0	1	16
Williams	2-5	0-1	1-2	7	5	0	1	0	1	17
TEAM				4						
<b>Totals</b>	<b>18-55</b>	<b>2-10</b>	<b>14-23</b>	<b>41</b>	<b>52</b>	<b>10</b>	<b>9</b>	<b>4</b>	<b>4</b>	<b>200</b>

Memphis 28 26 — 54  
 Tennessee 29 23 — 52  
**Officials:** Caldwell, Crawford, Moore; **Attendance:** 21, 905

I record for most wins in a four-year period, and in turn, also recorded the school mark for most wins in a four-year period. The 2008-09 Memphis seniors won an NCAA Division I and school record 137 games (137-14) from 2006-09.

Don't look now, but the 2009-10 senior class is moving up the school's all-time wins list. The senior class of **Pierre Henderson-Niles**, **Willie Kemp** and **Doneal Mack** entered the 2009-10 campaign with 104 victories, and after nine wins so far, the group now has 113 wins (113-12 record).

The following shows the top-six winningest four-year classes in Tiger history:

Class	Wins
2005-06 to 2008-09	137
2004-05 to 2007-08	126
<b>2006-07 to present</b>	<b>113</b>
1983-84 to 1986-87	111
2002-03; 2004-05 to 2006-07	111
1982-83 to 1985-86	108

**TIGER DEFENSE = TURNOVER MACHINE**

Head coach **Josh Pastner** has preached to his Tigers to play hard with a strong effort on the defensive end because the outcome of a lot of Memphis games in 2009-10 will come down to defense. The players are buying in.

After 11 games, Memphis is forcing its opponents to turn the ball over an average of 19.0 times per contest. The Tigers average 12.1 turnovers for a +6.9 in turnover margin, which is the eighth-best mark in the nation. The following is a game-by-game breakdown of forced turnovers by the Tiger defense:

Opponent	TO Forced
Jackson State.....	20
Kansas.....	21
Tennessee Tech.....	24
Central Arkansas.....	18
Oakland.....	24
Arkansas State.....	19
Montana State.....	19
Arkansas-Little Rock.....	12
UMass.....	20
SE Missouri State.....	17
IUPUI.....	15
<b>Total.....</b>	<b>209</b>
<b>Avg.....</b>	<b>19.0</b>

**MORE ON THE TOUGH TIGER "D"**

Points for the Memphis opponents have been tough to come by in the early portion of the 2009-10 season. The Tigers are holding their foes to an average of 58.0 points per outing, which is the eighth-best defensive mark in NCAA Division I.

Memphis has held eight of its 11 opponents to under 60 points, with Arkansas-Little Rock (71 points), UMass (73) and IUPUI (67) the only foes to break the 60-point barrier. To take it even further, five of Memphis' 11 foes have been held to 55 or fewer points.

**WKNO/Channel 10 Picks**  
**Up Six Tiger Hoops**  
**Games For 2009-10**

Local Tiger basketball fans got an early Christmas present Nov. 23 when WKNO/Channel 10 and the University of Memphis reached an agreement to televise six games this season. The first WKNO-televvised contest is the Nov. 24 Memphis-Central Arkansas game, but it is being broadcast on a tape-delayed basis at 10 p.m. (CT).

Two other WKNO games will be tape-delayed with the Tigers' Nov. 30 contest versus Oakland and Dec. 5 game versus Arkansas State. The final three games will be carried live, beginning with Memphis' home contest versus Montana State Dec. 9. The Tigers' encounters with SMU Jan. 30 and Feb. 20 are also scheduled to air live on WKNO.

Greg Gaston of Fox 13 Sports will handle the play-by-play and former Tiger standouts Hank McDowell and Elliot Perry will share color analyst duties. Fox 13's Kristin Tallent will serve as the broadcast's sideline reporter.

The following are the games, dates and times of the WKNO/Channel 10 Tiger hoops television schedule:

Game/Date	Time
Central Arkansas/Nov. 24*	10 p.m. (CT)
Oakland/Nov. 30*	9 p.m. (CT)
Arkansas State/Dec. 5*	9 p.m. (CT)
Montana State/Dec. 9	7 p.m. (CT)
SMU/Jan. 30	2 p.m. (CT)
SMU/Feb. 20	7 p.m. (CT)

\* tape-delay broadcast

**WILLIAMS BACK ON 20-POINT TRACK;**  
**NETS CAREER-HIGH 27 VERSUS IUPUI**

After playing most of his freshman season at Duke in a reserve role, **Elliot Williams** has made a nice transition to "spotlight" player in the early portion of his sophomore year in 2009-10. The 6-foot-5 guard has netted double figures in all 11 games of his Tiger career to date, and included in those double-figure games were a string of seven-straight, 20-point outings that came to an end in the Tigers' road loss at UMass Dec. 19. Williams, though, bounced back after his 15-point game at UMass with consecutive 20-point games in wins over Southeast Missouri State Dec. 22 and IUPUI Dec. 28.

Williams scored 20 points versus Southeast Missouri State and then followed with a career-high 27 points in a win over IUPUI. He also hit a career-best five three-pointers versus the Jaguars.

The Memphis, Tenn., native's stretch of 20-point games started against No. 1/1 Kansas Nov. 17 and went through Dec. 12 against Arkansas-Little Rock. He netted 21 points versus Arkansas-Little Rock, 22

**Game-By-Game Team Statistical Comparison**

Game	1st-2nd-F	FG-A	Pct.	3P-A	Pct.	FT-A	Pct.	O-D-Tot	PF-FO	A	TO	BK	ST
Jackson State	21-32-53	21-57	.368	4-12	.333	7-13	.538	14-19-33	30-1	11	20	4	4
<b>Memphis</b>	<b>38-44-82</b>	<b>22-51</b>	<b>.431</b>	<b>8-24</b>	<b>.333</b>	<b>30-48</b>	<b>.625</b>	<b>15-28-43</b>	<b>12-0</b>	<b>14</b>	<b>14</b>	<b>7</b>	<b>11</b>
<b>Memphis</b>	<b>20-35-55</b>	<b>19-55</b>	<b>.345</b>	<b>6-25</b>	<b>.240</b>	<b>11-16</b>	<b>.688</b>	<b>9-16-25</b>	<b>20-1</b>	<b>4</b>	<b>13</b>	<b>3</b>	<b>9</b>
Kansas	26-31-57	20-43	.465	1-5	.200	16-21	.762	8-28-36	14-0	10	21	6	8
Tennessee Tech	23-36-59	23-54	.426	2-9	.222	11-18	.611	13-18-31	23-1	11	24	1	2
<b>Memphis</b>	<b>40-52-92</b>	<b>34-61</b>	<b>.557</b>	<b>9-24</b>	<b>.375</b>	<b>15-26</b>	<b>.577</b>	<b>16-22-38</b>	<b>18-0</b>	<b>15</b>	<b>14</b>	<b>5</b>	<b>14</b>
Central Arkansas	16-33-49	15-38	.395	2-11	.182	17-28	.607	7-18-25	16-0	2	18	1	5
<b>Memphis</b>	<b>37-44-81</b>	<b>27-50</b>	<b>.540</b>	<b>12-24</b>	<b>.500</b>	<b>15-20</b>	<b>.750</b>	<b>8-17-25</b>	<b>23-0</b>	<b>18</b>	<b>14</b>	<b>3</b>	<b>6</b>
Oakland	17-29-46	16-48	.333	3-6	.500	11-18	.611	14-17-31	9-0	6	24	3	7
<b>Memphis</b>	<b>31-46-77</b>	<b>34-62</b>	<b>.548</b>	<b>7-16</b>	<b>.438</b>	<b>2-3</b>	<b>.667</b>	<b>10-23-33</b>	<b>16-0</b>	<b>13</b>	<b>13</b>	<b>10</b>	<b>15</b>
Arkansas State	32-23-55	20-56	.357	4-11	.364	11-20	.550	12-31-43	28-1	8	19	6	4
<b>Memphis</b>	<b>28-46-74</b>	<b>27-69</b>	<b>.391</b>	<b>1-13</b>	<b>.077</b>	<b>19-33</b>	<b>.576</b>	<b>22-27-49</b>	<b>18-0</b>	<b>13</b>	<b>13</b>	<b>6</b>	<b>10</b>
Montana State	17-34-51	19-55	.345	5-18	.278	8-13	.615	12-21-33	23-1	9	19	2	7
<b>Memphis</b>	<b>39-37-76</b>	<b>27-60</b>	<b>.450</b>	<b>6-22</b>	<b>.273</b>	<b>16-31</b>	<b>.516</b>	<b>18-27-45</b>	<b>15-0</b>	<b>17</b>	<b>11</b>	<b>10</b>	<b>13</b>
<b>Memphis</b>	<b>29-54-83</b>	<b>24-48</b>	<b>.500</b>	<b>12-28</b>	<b>.429</b>	<b>23-32</b>	<b>.719</b>	<b>7-23-30</b>	<b>19-1</b>	<b>14</b>	<b>9</b>	<b>5</b>	<b>5</b>
UALR	34-37-71	26-62	.419	6-14	.429	13-17	.765	15-22-37	24-1	12	12	0	3
<b>Memphis</b>	<b>35-37-72</b>	<b>21-58</b>	<b>.362</b>	<b>8-25</b>	<b>.320</b>	<b>22-25</b>	<b>.880</b>	<b>12-12-24</b>	<b>20-1</b>	<b>12</b>	<b>9</b>	<b>4</b>	<b>13</b>
UMass	34-39-73	25-50	.500	3-12	.250	20-32	.625	19-25-44	17-0	10	20	3	5
SE Missouri State	22-35-57	20-52	.385	4-15	.267	13-18	.722	9-19-28	16-0	12	17	1	7
<b>Memphis</b>	<b>36-51-87</b>	<b>33-64</b>	<b>.516</b>	<b>8-26</b>	<b>.308</b>	<b>13-22</b>	<b>.591</b>	<b>15-27-42</b>	<b>18-0</b>	<b>22</b>	<b>12</b>	<b>7</b>	<b>13</b>
IUPUI	34-33-67	19-48	.396	5-13	.385	24-30	.800	13-16-29	14-1	8	15	1	5
<b>Memphis</b>	<b>47-40-87</b>	<b>33-64</b>	<b>.516</b>	<b>11-19</b>	<b>.579</b>	<b>10-17</b>	<b>.588</b>	<b>18-18-36</b>	<b>17-0</b>	<b>15</b>	<b>11</b>	<b>5</b>	<b>6</b>

Tennessee

**Memphis**

Houston Baptist

**Memphis**

versus Montana State, 20 versus Arkansas State, 20 versus Oakland, 20 versus Central Arkansas, 23 versus Tennessee Tech and 21 versus No. 1/1 Kansas.

Williams' string of seven-straight 20-point performances was the second-longest streak of its kind since the 1989-90 season. The longest streak of 20-point outings in the last 20 years was 12 straight by former Tiger Anfernee "Penny" Hardaway in 1992-93.

**PH-N LOVES DECEMBER**

The month of December is coming to an end Thursday, but one Tiger doesn't want to see it happen. **Pierre Henderson-Niles** has played some of his best basketball in his Tiger career this month, and the numbers prove it.

The 6-foot-8 senior is averaging 7.8 points and 5.8 boards in the six December games to date. He is also shooting 57.9 percent from the floor.

The Memphis, Tenn., native grabbed a career-high 11 rebounds in a Dec. 5 victory over Arkansas State. He also had eight boards versus Montana State Dec. 9 and nine rebounds against IUPUI Dec. 28. Henderson-Niles netted a career-best 15 points in the win over IUPUI.

**TIGERS TURNING 1,400**

With the opening of the 2009-10 season, the countdown is on for Memphis. The Tiger basketball program entered the 2009-10 year with 1,383 all-time victories and needed 17 to reach the 1,400-win plateau. After the Dec. 28 victory over IUPUI, the

Tigers now have 1,392 wins.

If successful, Memphis, the winningest program in Conference USA, would be the first school in the league to reach 1,400 victories.

**MACK OVER 900...**

**Doneal Mack** entered the 2009-10 campaign with his sights set on becoming a part of the Tiger 1,000-point club. The 6-foot-5 guard started the season with 837 points, and with 122 points scored after 11 games, Mack now is over the 900-point plateau with 959 career points.

On his pace of 11.1 points per game, Mack would reach 1,000 points by the 15th game of the Tigers' season. When he reaches the milestone, Mack will become the 46th member of the Memphis 1,000-point club.

**... AND CLOSING IN ON 200**

**Doneal Mack** is closing in on a milestone in his collegiate career. The Tiger senior has 199 three-pointers for his career and needs only one to reach the 200-treys made plateau.

When he reaches 200 career three-pointers, Mack will become only the third Tiger in school history to do so. The other two Memphis players to have 200 or more treys in a career are Rodney Carney (287) and Anthony Rice (242).

**HOW THE FIRST 10 WENT**

First-year head coach **Josh Pastner** is holding his own in the early portion of his tenure, and

the numbers prove it. With the Tigers' Dec. 22 win over Southeast Missouri State, Pastner improved his record to 8-2 and tied him for the second-best, 10-game start since World War II. After five games, Pastner was tied for the third-best, five-game start by a Tiger head coach since World War II with a 4-1 record (see five-game note later in notes package).

The following shows the best five-game coaching starts since World War II:

Head Coach/Year	10-Game Record
Bob Vanatta/1956-57	9-1 <sup>^</sup>
<b>Josh Pastner/2009-10</b>	<b>8-2</b>
Dana Kirk/1979-80	8-2
Wayne Yates/1974-75	8-2 <sup>^</sup>
Gene Bartow/1970-71	8-2
Moe Iba/1966-67	8-2
Dean Ehlers/1962-63	7-3
Tic Price/1997-98	6-4
Larry Finch/1986-87	6-4 <sup>^</sup>
McCoy Tarry/1948-49	6-4
Eugene Lambert/1951-52	5-5 <sup>^</sup>
John Calipari/2000-01	4-6 <sup>^</sup>
Johnny Jones*/1999-2000	4-6

\* interim coach  
<sup>^</sup> went on to 20-win season

**DISHIN' THE ROCK**

The Tigers were really in the Christmas spirit in their Dec. 22 win over Southeast Missouri State. Memphis was in the giving mood, dishing out a season-high 22 assists (on 33 made baskets).

**MEMPHIS AMONG C-USA LEADERS**

**Team (through Dec. 29 games)**

	<b>Stat</b>	<b>Rank</b>
Scoring Offense	78.7	4th
Scoring Defense	58.0	2nd
Scoring Margin	+20.7	1st
Free Throw Pct.	.645	12th
Field Goal Pct.	.469	3rd
Field Goal Pct. Defense	.398	6th
3-Pt. Field Goal Pct.	.358	7th
3-Pt. Field Goal Pct. Defense	.310	7th
Rebounding Margin	+1.9	9th
Blocked Shots	5.9	3rd
Assists	14.3	5th
Steals	10.5	2nd
Turnover Margin	+6.9	2nd
Assist/Turnover Ratio	1.2	4th
3-Pt. Field Goals Made	8.0	2nd

**Individual (through Dec. 29 games)**

**Scoring**

1. Aubrey Coleman, HOU	26.6
2. Elliot Williams, MEM	20.7
29. Doneal Mack, MEM	11.1

**Rebounding**

1. Elijah Millsap, UAB	9.8
16. Will Coleman, MEM	6.4

**Field Goal Pct.**

1. Hassan Whiteside, MAR	59.4
11. Elliot Williams, MEM	50.7

**Three-Point Field Goal Pct.**

1. Isaac Sosa, UCF	49.2
8. Doneal Mack, MEM	40.4
13. Elliot Williams, MEM	36.7

**Three-Point FG Made/Game**

1. Kelvin Lewis, HOU	4.3
6. Doneal Mack, MEM	2.1
8. Elliot Williams, MEM	2.0

**Assists**

1. Brock Young, ECU	6.5
5. Willie Kemp, MEM	4.4
9. Elliot Williams, MEM	3.8

**Steals**

1. Aubrey Coleman, HOU	3.5
3. Roburt Sallie, MEM	2.6
9. Willie Kemp, MEM	1.8
10. Elliot Williams, MEM	1.7

**Blocks**

1. Hassan Whiteside, MAR	4.9
3. Will Coleman, MEM	2.5

The 22 dimes were the most since the Tigers had 24 assists in their 85-64 win at East Carolina last January (Jan. 28, 2009). **Elliot Williams** led the Memphis charge with a career-high tying eight assists versus Southeast Missouri State. The previous season high assists total for Memphis in 2009-10 was 18 assists versus Central Arkansas Nov. 24.

In the Tigers' Dec. 28 win over IUPUI, **Willie Kemp** was still in the giving mood. The 6-foot-2 senior guard dished out eight assists against the Jaguars. The eight dimes were one short of tying his career high of nine assists which he set against Middle Tennessee in the 2006-07 campaign.

**MACK TIES CAREER HIGH**

**Doneal Mack** found his range in the Tigers' contest versus UMass at the TD Garden in Boston Dec. 19. The 6-foot-5 guard tied his career high with 23 points. Mack netted the 23 points on 9-of-13 field goals, 4-of-7 treys and 1-of-1 free throws. The nine field goals made were a career high.

Mack came up with a huge play for the Tigers late in the game. With just over four minutes left, the Charlotte, N.C., native stole the ball and went in for a layup. He was fouled on the play and converted the free throw for a 70-67 Memphis lead.

**SHARP-SHOOTER SALLIE TURNING INTO ALL-'ROUND ROB**

Last year, **Roburt Sallie** was known as the squad's sharp-shooter from deep. And, the entire nation found out just how deadly he is from the arc as it witnessed his school-record 10 treys in last year's NCAA Tournament first round win over Cal State Northridge.

The Tigers' 6-foot-5 guard can still stroke it from long range, but in the early portion of the 2009-10 campaign, Sallie is showing he has an all-around game. Eleven games into the season, the Sacramento, Calif., native has set six career highs.

In 2009-10, Sallie has career bests for rebounds (7; twice), free throws made (4; twice), free throw attempts (5), assists (7), blocked shots (3) and steals (4; three times).

He showed off his all-around game in the Tigers' victory over Montana State Dec. 9. Sallie posted eight points, seven boards (tied career high), seven assists (career high) and three steals in 33 minutes of action. He had only one turnover versus the Bobcats.

Despite not shooting the ball well versus UMass Dec. 19, Sallie had six boards, four assists and two steals in 34 minutes of action. He also defended UMass' top scorer in Ricky Harris and held him to 2-of-11 shooting from the floor, including 0-of-5 from the arc. Harris, who entered the game with a 17.7 scoring average, managed only 13 points, with nine of those 13 points coming at the free throw line.

**CALL HIM MR. SWIPE**

All Tiger fans knows about **Roburt Sallie's** ability to hit the trey, but they are quickly learning that he is quite the defensive player. Eleven games

into 2009-10, the Tigers' 6-foot-5 guard leads the squad and is third in Conference USA with 29 steals (2.6 spg). He set a career high with four steals in the season-opening win over Jackson State, and then tied the mark with four steals against No. 1/1 Kansas and Tennessee Tech. Sallie also had three swipes in wins over Oakland and Montana State.

**TIGERS CLIMBING CAREER TREYS LIST**

Although the perimeter shooting has been a little off to start 2009-10, Tiger Nation knows it's only a matter of time when the treys begin to fall for **Willie Kemp, Doneal Mack** and **Roburt Sallie**.

Kemp and Mack find themselves moving up the Memphis career three-pointers made chart, while Sallie entered the season as the all-time three-point percentage leader, and he still holds that spot. The following are the career lists for three-pointers made and trey percentage:

**Career Three-Pointers Made**

1. Rodney Carney/2002-06	287
2. Anthony Rice/2001-05	242
3. <b>Doneal Mack/2006-present</b>	<b>199</b>
11. <b>Willie Kemp/2006-present</b>	<b>134</b>

**Career Three-Pointer Pct.**

1. <b>Roburt Sallie/2008-present</b>	<b>41.3</b>
8. <b>Doneal Mack/2006-present</b>	<b>36.4</b>

**HOW THE FIRST FIVE WENT?**

First-year head coach **Josh Pastner** is holding his own in the early portion of his tenure, and the numbers prove it. After five games, Pastner had a 4-1 start, and tied for the third-best, five-game start by a Tiger head coach since World War II.

The following shows the best five-game coaching starts since World War II:

<b>Head Coach/Year</b>	<b>5-Game Record</b>
Wayne Yates/1974-75	5-0^
Bob Vanatta/1956-57	5-0^
<b>Josh Pastner/2009-10</b>	<b>4-1</b>
Gene Bartow/1970-71	4-1
Moe Iba/1966-67	4-1
McCoy Tarry/1948-49	4-1
Johnny Jones*/1999-2000	3-2
Tic Price/1997-98	3-2
Dana Kirk/1979-80	3-2
Dean Ehlers/1962-63	3-2
John Calipari/2000-01	2-3^
Larry Finch/1986-87	2-3^
Eugene Lambert/1951-52	2-3^

\* interim coach; ^ went on to 20-win season

**2009-10 Memphis Cumulative Statistics**  
**Memphis Combined Team Statistics (as of Dec 28, 2009)**  
**All games**

RECORD:	OVERALL	HOME	AWAY	NEUTRAL
ALL GAMES	9-2	8-0	1-1	0-1
CONFERENCE	0-0	0-0	0-0	0-0
NON-CONFERENCE	9-2	8-0	1-1	0-1

##	Player	gp-gs	min	avg	Total		3-Point		F-Throw		Rebounds				pf	dq	a	to	blk	stl	pts	avg
					fg-fga	fg%	3fg-fga	3fg%	ft-fa	ft%	off	def	tot	avg								
15	WILLIAMS, Elliot	11-11	358	32.5	70-138	.507	22-60	.367	66-85	.776	12	39	51	4.6	20	0	42	31	2	19	228	20.7
20	MACK, Doneal	11-10	278	25.3	44-95	.463	23-57	.404	11-15	.733	4	15	19	1.7	26	0	15	4	5	11	122	11.1
11	WITHERSPOON, Wesl	11-1	231	21.0	40-83	.482	13-30	.433	19-27	.704	14	31	45	4.1	32	2	11	27	7	13	112	10.2
03	SALLIE, Roburt	11-10	347	31.5	36-93	.387	14-50	.280	21-32	.656	12	27	39	3.5	21	0	27	13	7	29	107	9.7
05	KEMP, Willie	11-11	358	32.5	29-76	.382	11-32	.344	20-32	.625	8	20	28	2.5	17	0	48	24	2	20	89	8.1
10	COLEMAN, Will	11-7	242	22.0	29-47	.617	0-0	.000	19-33	.576	29	41	70	6.4	28	1	8	11	27	8	77	7.0
01	HENDERSON-NILES,	11-4	196	17.8	31-59	.525	0-0	.000	6-19	.316	31	30	61	5.5	28	0	2	14	12	7	68	6.2
30	STEPHENS, D.J.	11-1	96	8.7	13-19	.684	0-1	.000	4-9	.444	17	9	26	2.4	11	0	1	1	3	2	30	2.7
12	BARHAM, Drew	9-0	43	4.8	7-24	.292	5-15	.333	3-7	.429	3	3	6	0.7	10	0	1	1	0	3	22	2.4
31	LAIRD, Preston	7-0	17	2.4	1-2	.500	0-0	.000	3-6	.500	1	0	1	0.1	1	0	2	2	0	0	5	0.7
14	HOLT, Charles	5-0	9	1.8	0-2	.000	0-0	.000	2-4	.500	1	0	1	0.2	1	0	0	2	0	0	2	0.4
54	JACQUES, Aaron	6-0	10	1.7	0-1	.000	0-0	.000	2-2	1.000	3	1	4	0.7	1	0	0	0	0	0	2	0.3
35	FOSTER, Tyler	7-0	8	1.1	1-2	.500	0-1	.000	0-0	.000	1	1	2	0.3	0	0	0	0	0	1	2	0.3
32	THOMAS, Malik	5-0	6	1.2	0-1	.000	0-0	.000	0-0	.000	0	0	0	0.0	0	0	0	2	0	2	0	0.0
02	HARVEY JR., James	1-0	1	1.0	0-0	.000	0-0	.000	0-2	.000	0	0	0	0.0	0	0	0	0	0	0	0	0.0
Team											14	23	37				1					
Total.....		11	2200		301-642	.469	88-246	.358	176-273	.645	150	240	390	35.5	196	3	157	133	65	115	866	78.7
Opponents.....		11	2200		224-563	.398	39-126	.310	151-228	.662	136	234	370	33.6	214	-	99	209	29	57	638	58.0

TEAM STATISTICS	MEM	OPP	Date	Opponent	Score	Att.
SCORING	866	638	11/13/09	JACKSON STATE	w 82-53	17584
Points per game	78.7	58.0	11/17/09	vs Kansas	L 55-57	12107
Scoring margin	+20.7	-	11/20/09	TENNESSEE TECH	w 92-59	16707
FIELD GOALS-ATT	301-642	224-563	11/24/09	CENTRAL ARKANSAS	w 81-49	16612
Field goal pct	.469	.398	11/30/09	OAKLAND	w 77-46	15689
3 POINT FG-ATT	88-246	39-126	12/5/09	ARKANSAS STATE	w 74-55	16714
3-point FG pct	.358	.310	12/9/09	MONTANA STATE	w 76-51	16077
3-pt FG made per game	8.0	3.5	12/12/09	at UALR	w 83-71	5538
FREE THROWS-ATT	176-273	151-228	12/19/09	at Massachusetts	L 72-73	8096
Free throw pct	.645	.662	12/22/09	SOUTHEAST MO. ST.	w 87-57	16894
F-Throws made per game	16.0	13.7	12/28/09	IUPUI	w 87-67	17020
REBOUNDS	390	370				
Rebounds per game	35.5	33.6				
Rebounding margin	+1.8	-				
ASSISTS	157	99				
Assists per game	14.3	9.0				
TURNOVERS	133	209				
Turnovers per game	12.1	19.0				
Turnover margin	+6.9	-				
Assist/turnover ratio	1.2	0.5				
STEALS	115	57				
Steals per game	10.5	5.2				
BLOCKS	65	29				
Blocks per game	5.9	2.6				
ATTENDANCE	133297	25741				
Home games-Avg/Game	8-16662	2-6817				
Neutral site-Avg/Game	-	1-12107				

\* - Conference game

Score by Periods	1st	2nd	Totals
Memphis	380	486	866
Opponents	276	362	638

**2009-10 Memphis Cumulative Statistics**  
**Memphis Category Leaders (as of Dec 28, 2009)**  
**All games**

<b>Points</b>	<b>G</b>	<b>Pts</b>	<b>Pts/G</b>
WILLIAMS, Elliot	11	228	20.7
MACK, Doneal	11	122	11.1
WITHERSPOON, Wesley	11	112	10.2
SALLIE, Roburt	11	107	9.7
KEMP, Willie	11	89	8.1
COLEMAN, Will	11	77	7.0
HENDERSON-NILES, P.	11	68	6.2
STEPHENS, D.J.	11	30	2.7
BARHAM, Drew	9	22	2.4
LAIRD, Preston	7	5	0.7
JACQUES, Aaron	6	2	0.3
HOLT, Charles	5	2	0.4
FOSTER, Tyler	7	2	0.3

<b>Scoring Average</b>	<b>G</b>	<b>Pts</b>	<b>Avg/G</b>
WILLIAMS, Elliot	11	228	20.7
MACK, Doneal	11	122	11.1
WITHERSPOON, Wesley	11	112	10.2
SALLIE, Roburt	11	107	9.7
KEMP, Willie	11	89	8.1
COLEMAN, Will	11	77	7.0
HENDERSON-NILES, P.	11	68	6.2
STEPHENS, D.J.	11	30	2.7
BARHAM, Drew	9	22	2.4
LAIRD, Preston	7	5	0.7
HOLT, Charles	5	2	0.4
JACQUES, Aaron	6	2	0.3

<b>FG Percentage</b>	<b>FG</b>	<b>Att</b>	<b>Pct</b>
STEPHENS, D.J.	13	19	.684
COLEMAN, Will	29	47	.617
HENDERSON-NILES, P.	31	59	.525
WILLIAMS, Elliot	70	138	.507
LAIRD, Preston	1	2	.500
FOSTER, Tyler	1	2	.500
WITHERSPOON, Wesley	40	83	.482
MACK, Doneal	44	95	.463
SALLIE, Roburt	36	93	.387
KEMP, Willie	29	76	.382
BARHAM, Drew	7	24	.292
THOMAS, Malik	0	1	.000
HOLT, Charles	0	2	.000
JACQUES, Aaron	0	1	.000

<b>Field Goal Attempts</b>	<b>G</b>	<b>Att</b>	<b>Att/G</b>
WILLIAMS, Elliot	11	138	12.5
MACK, Doneal	11	95	8.6
SALLIE, Roburt	11	93	8.5
WITHERSPOON, Wesley	11	83	7.5
KEMP, Willie	11	76	6.9

<b>Field Goals Made</b>	<b>G</b>	<b>Made</b>	<b>Made/G</b>
WILLIAMS, Elliot	11	70	6.4
MACK, Doneal	11	44	4.0
WITHERSPOON, Wesley	11	40	3.6
SALLIE, Roburt	11	36	3.3
HENDERSON-NILES, P.	11	31	2.8

<b>3-Point Percentage</b>	<b>3FG</b>	<b>Att</b>	<b>Pct</b>
WITHERSPOON, Wesley	13	30	.433
MACK, Doneal	23	57	.404
WILLIAMS, Elliot	22	60	.367
KEMP, Willie	11	32	.344
BARHAM, Drew	5	15	.333
SALLIE, Roburt	14	50	.280
FOSTER, Tyler	0	1	.000
STEPHENS, D.J.	0	1	.000

<b>3-Point FG Attempts</b>	<b>G</b>	<b>Att</b>	<b>Att/G</b>
WILLIAMS, Elliot	11	60	5.5
MACK, Doneal	11	57	5.2
SALLIE, Roburt	11	50	4.5
KEMP, Willie	11	32	2.9
WITHERSPOON, Wesley	11	30	2.7

<b>3-Point FG Made</b>	<b>G</b>	<b>Made</b>	<b>Made/G</b>
MACK, Doneal	11	23	2.1
WILLIAMS, Elliot	11	22	2.0
SALLIE, Roburt	11	14	1.3
WITHERSPOON, Wesley	11	13	1.2
KEMP, Willie	11	11	1.0

<b>Free Throw Percent</b>	<b>FG</b>	<b>Att</b>	<b>Pct</b>
JACQUES, Aaron	2	2	1.000
WILLIAMS, Elliot	66	85	.776
MACK, Doneal	11	15	.733
WITHERSPOON, Wesley	19	27	.704
SALLIE, Roburt	21	32	.656
KEMP, Willie	20	32	.625
COLEMAN, Will	19	33	.576
HOLT, Charles	2	4	.500
LAIRD, Preston	3	6	.500
STEPHENS, D.J.	4	9	.444
BARHAM, Drew	3	7	.429
HENDERSON-NILES, P.	6	19	.316

<b>Free Throw Attempts</b>	<b>G</b>	<b>Att</b>	<b>Att/G</b>
WILLIAMS, Elliot	11	85	7.7
COLEMAN, Will	11	33	3.0
SALLIE, Roburt	11	32	2.9
KEMP, Willie	11	32	2.9
WITHERSPOON, Wesley	11	27	2.5

<b>Free Throws Made</b>	<b>G</b>	<b>Made</b>	<b>Made/G</b>
WILLIAMS, Elliot	11	66	6.0
SALLIE, Roburt	11	21	1.9
KEMP, Willie	11	20	1.8
WITHERSPOON, Wesley	11	19	1.7
COLEMAN, Will	11	19	1.7

**2009-10 Memphis Cumulative Statistics**  
**Memphis Category Leaders (as of Dec 28, 2009)**  
**All games**

<u>Rebounds</u>	<u>G</u>	<u>Reb</u>	<u>Reb/G</u>
COLEMAN, Will	11	70	6.4
HENDERSON-NILES, P.	11	61	5.5
WILLIAMS, Elliot	11	51	4.6
WITHERSPOON, Wesley	11	45	4.1
SALLIE, Roburt	11	39	3.5

<u>Rebound Average</u>	<u>G</u>	<u>Reb</u>	<u>Avg/G</u>
COLEMAN, Will	11	70	6.4
HENDERSON-NILES, P.	11	61	5.5
WILLIAMS, Elliot	11	51	4.6
WITHERSPOON, Wesley	11	45	4.1
SALLIE, Roburt	11	39	3.5

<u>Offensive Rebounds</u>	<u>G</u>	<u>No.</u>	<u>Avg/G</u>
HENDERSON-NILES, P.	11	31	2.8
COLEMAN, Will	11	29	2.6
STEPHENS, D.J.	11	17	1.5
WITHERSPOON, Wesley	11	14	1.3
WILLIAMS, Elliot	11	12	1.1
SALLIE, Roburt	11	12	1.1

<u>Defensive Rebounds</u>	<u>G</u>	<u>No.</u>	<u>Avg/G</u>
COLEMAN, Will	11	41	3.7
WILLIAMS, Elliot	11	39	3.5
WITHERSPOON, Wesley	11	31	2.8
HENDERSON-NILES, P.	11	30	2.7
SALLIE, Roburt	11	27	2.5

<u>Fouls</u>	<u>G</u>	<u>No.</u>	<u>Per/G</u>
WITHERSPOON, Wesley	11	32	2.9
COLEMAN, Will	11	28	2.5
HENDERSON-NILES, P.	11	28	2.5
MACK, Doneal	11	26	2.4
SALLIE, Roburt	11	21	1.9

<u>Foulsouts</u>	<u>G</u>	<u>No.</u>
WITHERSPOON, Wesley	11	2
COLEMAN, Will	11	1

<u>Assists</u>	<u>G</u>	<u>No.</u>	<u>Ast/G</u>
KEMP, Willie	11	48	4.4
WILLIAMS, Elliot	11	42	3.8
SALLIE, Roburt	11	27	2.5
MACK, Doneal	11	15	1.4
WITHERSPOON, Wesley	11	11	1.0

<u>Steals</u>	<u>G</u>	<u>No.</u>	<u>Stl/G</u>
SALLIE, Roburt	11	29	2.6
KEMP, Willie	11	20	1.8
WILLIAMS, Elliot	11	19	1.7
WITHERSPOON, Wesley	11	13	1.2
MACK, Doneal	11	11	1.0

<u>Blocked Shots</u>	<u>G</u>	<u>No.</u>	<u>Blk/G</u>
COLEMAN, Will	11	27	2.5
HENDERSON-NILES, P.	11	12	1.1
WITHERSPOON, Wesley	11	7	0.6
SALLIE, Roburt	11	7	0.6
MACK, Doneal	11	5	0.5

<u>Minutes</u>	<u>G</u>	<u>No.</u>	<u>Min/G</u>
KEMP, Willie	11	358	32.5
WILLIAMS, Elliot	11	358	32.5
SALLIE, Roburt	11	347	31.5
MACK, Doneal	11	278	25.3
COLEMAN, Will	11	242	22.0

<u>Turnovers</u>	<u>G</u>	<u>No.</u>	<u>TO/G</u>
WILLIAMS, Elliot	11	31	2.8
WITHERSPOON, Wesley	11	27	2.5
KEMP, Willie	11	24	2.2
HENDERSON-NILES, P.	11	14	1.3
SALLIE, Roburt	11	13	1.2

2009-10 Memphis Cumulative Statistics  
 Memphis Team Game-by-Game (as of Dec 28, 2009)  
 All games

TEAM STATISTICS

Opponent	Date	Score		Total		3-Pointers		Free throws		Rebounds				pf	a	t/o	blk	stl	pts	avg
				fg-fga	pct	3fg-fga	pct	ft-fta	pct	off	def	tot	avg							
JACKSON STATE	11/13/09	82-53	W	22-51	.431	8-24	.333	30-48	.625	15	28	43	43.0	12	14	14	7	11	82	82.0
vs Kansas	11/17/09	55-57	L	19-55	.345	6-25	.240	11-16	.688	9	16	25	34.0	20	4	13	3	9	55	68.5
TENNESSEE TECH	11/20/09	92-59	W	34-61	.557	9-24	.375	15-26	.577	16	22	38	35.3	18	15	14	5	14	92	76.3
CENTRAL ARKANSAS	11/24/09	81-49	W	27-50	.540	12-24	.500	15-20	.750	8	17	25	32.8	23	18	14	3	6	81	77.5
OAKLAND	11/30/09	77-46	W	34-62	.548	7-16	.438	2-3	.667	10	23	33	32.8	16	13	13	10	15	77	77.4
ARKANSAS STATE	12/5/09	74-55	W	27-69	.391	1-13	.077	19-33	.576	22	27	49	35.5	18	13	13	6	10	74	76.8
MONTANA STATE	12/9/09	76-51	W	27-60	.450	6-22	.273	16-31	.516	18	27	45	36.9	15	17	11	10	13	76	76.7
at UALR	12/12/09	83-71	W	24-48	.500	12-28	.429	23-32	.719	7	23	30	36.0	19	14	9	5	5	83	77.5
at Massachusetts	12/19/09	72-73	L	21-58	.362	8-25	.320	22-25	.880	12	12	24	34.7	20	12	9	4	13	72	76.9
SOUTHEAST MO. ST.	12/22/09	87-57	W	33-64	.516	8-26	.308	13-22	.591	15	27	42	35.4	18	22	12	7	13	87	77.9
IUPUI	12/28/09	87-67	W	33-64	.516	11-19	.579	10-17	.588	18	18	36	35.5	17	15	11	5	6	87	78.7
Memphis		866		301-642	.469	88-246	.358	176-273	.645	150	240	390	35.5	196	157	133	65	115	866	78.7
Opponents		638		224-563	.398	39-126	.310	151-228	.662	136	234	370	33.6	214	99	209	29	57	638	58.0

Games played: 11  
 Points/game: 78.7  
 FG Pct: 46.9  
 3FG Pct: 35.8  
 FT Pct: 64.5

Rebounds/game: 35.5  
 Assists/game: 14.3  
 Turnovers/game: 12.1  
 Assist/turnover ratio: 1.2  
 Steals/game: 10.5  
 Blocks/game: 5.9

2009-10 Memphis Cumulative Statistics  
 Memphis Opponent Game-by-Game (as of Dec 28, 2009)  
 All games

OPPONENT STATISTICS

Opponent	Date	Score		Total		3-Pointers		Free throws		Rebounds				pf	a	t/o	blk	stl	pts	avg
				fg-fga	pct	3fg-fga	pct	ft-fta	pct	off	def	tot	avg							
JACKSON STATE	11/13/09	82-53	W	21-57	.368	4-12	.333	7-13	.538	14	19	33	33.0	30	11	20	4	4	53	53.0
vs Kansas	11/17/09	55-57	L	20-43	.465	1-5	.200	16-21	.762	8	28	36	34.5	14	10	21	6	8	57	55.0
TENNESSEE TECH	11/20/09	92-59	W	23-54	.426	2-9	.222	11-18	.611	13	18	31	33.3	23	11	24	1	2	59	56.3
CENTRAL ARKANSAS	11/24/09	81-49	W	15-38	.395	2-11	.182	17-28	.607	7	18	25	31.3	16	2	18	1	5	49	54.5
OAKLAND	11/30/09	77-46	W	16-48	.333	3-6	.500	11-18	.611	14	17	31	31.2	9	6	24	4	7	46	52.8
ARKANSAS STATE	12/5/09	74-55	W	20-56	.357	4-11	.364	11-20	.550	12	31	43	33.2	28	8	19	6	4	55	53.2
MONTANA STATE	12/9/09	76-51	W	19-55	.345	5-18	.278	8-13	.615	12	21	33	33.1	23	9	19	2	7	51	52.9
at UALR	12/12/09	83-71	W	26-62	.419	6-14	.429	13-17	.765	15	22	37	33.6	24	12	12	0	3	71	55.1
at Massachusetts	12/19/09	72-73	L	25-50	.500	3-12	.250	20-32	.625	19	25	44	34.8	17	10	20	3	5	73	57.1
SOUTHEAST MO. ST.	12/22/09	87-57	W	20-52	.385	4-15	.267	13-18	.722	9	19	28	34.1	16	12	17	1	7	57	57.1
IUPUI	12/28/09	87-67	W	19-48	.396	5-13	.385	24-30	.800	13	16	29	33.6	14	8	15	1	5	67	58.0
Opponents		638		224-563	.398	39-126	.310	151-228	.662	136	234	370	33.6	214	99	209	29	57	638	58.0
Memphis		866		301-642	.469	88-246	.358	176-273	.645	150	240	390	35.5	196	157	133	65	115	866	78.7

Games played: 11  
 Points/game: 58.0  
 FG Pct: 39.8  
 3FG Pct: 31.0  
 FT Pct: 66.2

Rebounds/game: 33.6  
 Assists/game: 9.0  
 Turnovers/game: 19.0  
 Assist/turnover ratio: 0.5  
 Steals/game: 5.2  
 Blocks/game: 2.6

2009-10 Memphis Cumulative Statistics  
 Memphis Points-Rebounds-Assists (as of Dec 28, 2009)  
 All games

Opponent	Date	Score		01	02	03	05	10	11	12
				HENDERSON-	HARVEY JR.	SALLIE,ROB	KEMP,WILLI	COLEMAN,WI	WITHERSPOO	BARHAM,DRE
JACKSON STATE	11/13/09	82-53	w	5-5-0	DNP	7-7-4	4-4-3	16-10-0	13-4-1	7-2-0
vs Kansas	11/17/09	55-57	L	3-4-0	DNP	5-4-0	7-1-3	8-5-0	4-2-0	DNP
TENNESSEE TECH	11/20/09	92-59	w	2-8-0	DNP	10-1-1	11-4-6	9-8-1	9-3-2	5-1-0
CENTRAL ARKANSAS	11/24/09	81-49	w	5-1-0	DNP	17-2-0	11-0-4	5-6-2	11-3-2	0-1-1
OAKLAND	11/30/09	77-46	w	6-8-0	DNP	12-1-2	5-2-4	12-6-1	6-4-1	6-1-0
ARKANSAS STATE	12/5/09	74-55	w	2-11-0	DNP	9-4-2	11-8-6	8-10-0	7-4-1	0-0-0
MONTANA STATE	12/9/09	76-51	w	8-8-0	DNP	8-7-7	6-2-4	2-4-2	13-8-0	4-0-0
at UALR	12/12/09	83-71	w	10-1-0	DNP	18-0-3	6-2-4	5-8-1	9-2-1	0-0-0
at Massachusetts	12/19/09	72-73	L	2-2-0	DNP	5-6-4	9-0-3	4-4-0	14-6-0	DNP
SOUTHEAST MO. ST.	12/22/09	87-57	w	10-4-2	0-0-0	7-6-3	10-4-3	2-3-1	15-4-2	0-0-0
IUPUI	12/28/09	87-67	w	15-9-0	DNP	9-1-1	9-1-8	6-6-0	11-5-1	0-1-0

Opponent	Date	Score		14	15	20	30	31	32	35
				HOLT,CHARL	WILLIAMS,E	MACK,DONEA	STEPHENS,D	LAIRD,PRES	THOMAS,MAL	FOSTER,TYL
JACKSON STATE	11/13/09	82-53	w	0-0-0	19-3-3	8-1-2	1-2-0	2-0-1	0-0-0	0-0-0
vs Kansas	11/17/09	55-57	L	DNP	21-6-0	7-0-1	0-0-0	DNP	DNP	DNP
TENNESSEE TECH	11/20/09	92-59	w	0-0-0	23-4-4	20-3-1	0-1-0	1-1-0	0-0-0	0-0-0
CENTRAL ARKANSAS	11/24/09	81-49	w	1-0-0	20-5-8	6-1-0	3-5-0	0-0-1	0-0-0	2-1-0
OAKLAND	11/30/09	77-46	w	0-0-0	20-2-2	4-1-3	6-2-0	0-0-0	0-0-0	0-1-0
ARKANSAS STATE	12/5/09	74-55	w	DNP	20-4-2	11-1-1	4-1-1	2-0-0	DNP	0-0-0
MONTANA STATE	12/9/09	76-51	w	1-1-0	22-6-4	6-3-0	6-3-0	0-0-0	0-0-0	0-0-0
at UALR	12/12/09	83-71	w	DNP	21-6-2	12-2-3	2-2-0	DNP	DNP	DNP
at Massachusetts	12/19/09	72-73	L	DNP	15-0-4	23-3-1	0-1-0	DNP	DNP	DNP
SOUTHEAST MO. ST.	12/22/09	87-57	w	DNP	20-9-8	19-4-3	4-4-0	0-0-0	DNP	0-0-0
IUPUI	12/28/09	87-67	w	DNP	27-6-5	6-0-0	4-5-0	DNP	DNP	DNP

Opponent	Date	Score		54
				JACQUES,AA
JACKSON STATE	11/13/09	82-53	w	0-1-0
vs Kansas	11/17/09	55-57	L	DNP
TENNESSEE TECH	11/20/09	92-59	w	2-2-0
CENTRAL ARKANSAS	11/24/09	81-49	w	0-0-0
OAKLAND	11/30/09	77-46	w	0-1-0
ARKANSAS STATE	12/5/09	74-55	w	DNP
MONTANA STATE	12/9/09	76-51	w	0-0-0
at UALR	12/12/09	83-71	w	DNP
at Massachusetts	12/19/09	72-73	L	DNP
SOUTHEAST MO. ST.	12/22/09	87-57	w	0-0-0
IUPUI	12/28/09	87-67	w	DNP

**2009-10 Memphis Cumulative Statistics**  
**Memphis Game-by-Game Highs (as of Dec 28, 2009)**  
**All games**

<b>Opponent</b>	<b>Date</b>	<b>Score</b>	<b>Points</b>	<b>Rebounds</b>	<b>Assists</b>	<b>Steals</b>	<b>Blocked shots</b>
JACKSON STATE	11/13/09	82-53	19-WILLIAMS, Elliot	10-COLEMAN, Will	4-SALLIE, Roburt	4-SALLIE, Roburt	5-COLEMAN, Will
vs Kansas	11/17/09	55-57	21-WILLIAMS, Elliot	6-WILLIAMS, Elliot	3-KEMP, Willie	4-SALLIE, Roburt	2-COLEMAN, Will
TENNESSEE TECH	11/20/09	92-59	23-WILLIAMS, Elliot	8-COLEMAN, Will HENDERSON-NILE	6-KEMP, Willie	4-SALLIE, Roburt	3-COLEMAN, Will
CENTRAL ARKANSAS	11/24/09	81-49	20-WILLIAMS, Elliot	6-COLEMAN, Will	8-WILLIAMS, Elliot	2-SALLIE, Roburt	2-COLEMAN, Will
OAKLAND	11/30/09	77-46	20-WILLIAMS, Elliot	8-HENDERSON-NILE	4-KEMP, Willie	3-WITHERSPOON, WILLIAMS, Elliot SALLIE, Roburt	5-HENDERSON-NILE
ARKANSAS STATE	12/5/09	74-55	20-WILLIAMS, Elliot	11-HENDERSON-NIL	6-KEMP, Willie	3-MACK, Doneal	3-SALLIE, Roburt
MONTANA STATE	12/9/09	76-51	22-WILLIAMS, Elliot	8-WITHERSPOON, HENDERSON-NILE	7-SALLIE, Roburt	5-WILLIAMS, Elliot	3-HENDERSON-NILE
at UALR	12/12/09	83-71	21-WILLIAMS, Elliot	8-COLEMAN, Will	4-KEMP, Willie	2-WILLIAMS, Elliot	3-COLEMAN, Will
at Massachusetts	12/19/09	72-73	23-MACK, Doneal	6-WITHERSPOON, SALLIE, Roburt	4-WILLIAMS, Elliot SALLIE, Roburt	4-KEMP, Willie	2-MACK, Doneal
SOUTHEAST MO. ST.	12/22/09	87-57	20-WILLIAMS, Elliot	9-WILLIAMS, Elliot	8-WILLIAMS, Elliot	4-KEMP, Willie	2-MACK, Doneal COLEMAN, Will SALLIE, Roburt
IUPUI	12/28/09	87-67	27-WILLIAMS, Elliot	9-HENDERSON-NILE	8-KEMP, Willie	2-WILLIAMS, Elliot	3-HENDERSON-NILE

2009-10 Memphis Cumulative Statistics  
 Memphis Team High/Low Analysis (as of Dec 28, 2009)  
 All games

Memphis - TEAM GAME HIGHS

POINTS	92		TENNESSEE TECH (11/20/09)
	87		IUPUI (12/28/09)
	87		SOUTHEAST MO. ST. (12/22/09)
	83		at UALR (12/12/09)
	82		JACKSON STATE (11/13/09)
FIELD GOALS MADE	34		OAKLAND (11/30/09)
	34		TENNESSEE TECH (11/20/09)
FIELD GOAL ATTEMPTS	69		ARKANSAS STATE (12/5/09)
	64		IUPUI (12/28/09)
	64		SOUTHEAST MO. ST. (12/22/09)
FIELD GOAL PERCENTAGE	.557	(34-61)	TENNESSEE TECH (11/20/09)
	.548	(34-62)	OAKLAND (11/30/09)
3 PT FIELD GOALS MADE	12		at UALR (12/12/09)
	12		CENTRAL ARKANSAS (11/24/09)
3 PT FG ATTEMPTS	28		at UALR (12/12/09)
	26		SOUTHEAST MO. ST. (12/22/09)
3 PT FG PERCENTAGE	.579	(11-19)	IUPUI (12/28/09)
	.500	(12-24)	CENTRAL ARKANSAS (11/24/09)
FREE THROWS MADE	30		JACKSON STATE (11/13/09)
	23		at UALR (12/12/09)
FREE THROW ATTEMPTS	48		JACKSON STATE (11/13/09)
	33		ARKANSAS STATE (12/5/09)
FREE THROW PERCENTAGE	.880	(22-25)	at Massachusetts (12/19/09)
	.750	(15-20)	CENTRAL ARKANSAS (11/24/09)
REBOUNDS	49		ARKANSAS STATE (12/5/09)
	45		MONTANA STATE (12/9/09)
ASSISTS	22		SOUTHEAST MO. ST. (12/22/09)
	18		CENTRAL ARKANSAS (11/24/09)
STEALS	15		OAKLAND (11/30/09)
	14		TENNESSEE TECH (11/20/09)
BLOCKED SHOTS	10		MONTANA STATE (12/9/09)
	10		OAKLAND (11/30/09)
TURNOVERS	14		CENTRAL ARKANSAS (11/24/09)
	14		TENNESSEE TECH (11/20/09)
	14		JACKSON STATE (11/13/09)
FOULS	23		CENTRAL ARKANSAS (11/24/09)
	20		at Massachusetts (12/19/09)
	20		vs Kansas (11/17/09)

2009-10 Memphis Cumulative Statistics  
 Memphis High/Low Analysis (as of Dec 28, 2009)  
 All games

Opponent - GAME HIGHS

POINTS	73		at Massachusetts (12/19/09)
	71		at UALR (12/12/09)
	67		IUPUI (12/28/09)
	59		TENNESSEE TECH (11/20/09)
	57		SOUTHEAST MO. ST. (12/22/09)
	57		vs Kansas (11/17/09)
FIELD GOALS MADE	26		at UALR (12/12/09)
	25		at Massachusetts (12/19/09)
FIELD GOAL ATTEMPTS	62		at UALR (12/12/09)
	57		JACKSON STATE (11/13/09)
FIELD GOAL PERCENTAGE	.500	(25-50)	at Massachusetts (12/19/09)
	.465	(20-43)	vs Kansas (11/17/09)
3 PT FIELD GOALS MADE	6		at UALR (12/12/09)
	5		IUPUI (12/28/09)
	5		MONTANA STATE (12/9/09)
3 PT FG ATTEMPTS	18		MONTANA STATE (12/9/09)
	15		SOUTHEAST MO. ST. (12/22/09)
3 PT FG PERCENTAGE	.500	(3-6)	OAKLAND (11/30/09)
	.429	(6-14)	at UALR (12/12/09)
FREE THROWS MADE	24		IUPUI (12/28/09)
	20		at Massachusetts (12/19/09)
FREE THROW ATTEMPTS	32		at Massachusetts (12/19/09)
	30		IUPUI (12/28/09)
FREE THROW PERCENTAGE	.800	(24-30)	IUPUI (12/28/09)
	.765	(13-17)	at UALR (12/12/09)
REBOUNDS	44		at Massachusetts (12/19/09)
	43		ARKANSAS STATE (12/5/09)
ASSISTS	12		SOUTHEAST MO. ST. (12/22/09)
	12		at UALR (12/12/09)
STEALS	8		vs Kansas (11/17/09)
	7		SOUTHEAST MO. ST. (12/22/09)
	7		MONTANA STATE (12/9/09)
	7		OAKLAND (11/30/09)
BLOCKED SHOTS	6		ARKANSAS STATE (12/5/09)
	6		vs Kansas (11/17/09)
TURNOVERS	24		OAKLAND (11/30/09)
	24		TENNESSEE TECH (11/20/09)
FOULS	30		JACKSON STATE (11/13/09)
	28		ARKANSAS STATE (12/5/09)

2009-10 Memphis Cumulative Statistics  
 Memphis High/Low Analysis (as of Dec 28, 2009)  
 All games

Memphis - GAME LOWS

POINTS	55		vs Kansas (11/17/09)
	72		at Massachusetts (12/19/09)
	74		ARKANSAS STATE (12/5/09)
	76		MONTANA STATE (12/9/09)
	77		OAKLAND (11/30/09)
FIELD GOALS MADE	19		vs Kansas (11/17/09)
	21		at Massachusetts (12/19/09)
FIELD GOAL ATTEMPTS	48		at UALR (12/12/09)
	50		CENTRAL ARKANSAS (11/24/09)
FIELD GOAL PERCENTAGE	.345	(19-55)	vs Kansas (11/17/09)
	.362	(21-58)	at Massachusetts (12/19/09)
3 PT FIELD GOALS MADE	1		ARKANSAS STATE (12/5/09)
	6		vs Kansas (11/17/09)
	6		MONTANA STATE (12/9/09)
3 PT FG ATTEMPTS	13		ARKANSAS STATE (12/5/09)
	16		OAKLAND (11/30/09)
3 PT FG PERCENTAGE	.077	(1-13)	ARKANSAS STATE (12/5/09)
	.240	(6-25)	vs Kansas (11/17/09)
FREE THROWS MADE	2		OAKLAND (11/30/09)
	10		IUPUI (12/28/09)
FREE THROW ATTEMPTS	3		OAKLAND (11/30/09)
	16		vs Kansas (11/17/09)
FREE THROW PERCENTAGE	.516	(16-31)	MONTANA STATE (12/9/09)
	.576	(19-33)	ARKANSAS STATE (12/5/09)
REBOUNDS	24		at Massachusetts (12/19/09)
	25		vs Kansas (11/17/09)
	25		CENTRAL ARKANSAS (11/24/09)
ASSISTS	4		vs Kansas (11/17/09)
	12		at Massachusetts (12/19/09)
STEALS	5		at UALR (12/12/09)
	6		CENTRAL ARKANSAS (11/24/09)
	6		IUPUI (12/28/09)
BLOCKED SHOTS	3		vs Kansas (11/17/09)
	3		CENTRAL ARKANSAS (11/24/09)
TURNOVERS	9		at UALR (12/12/09)
	9		at Massachusetts (12/19/09)
FOULS	12		JACKSON STATE (11/13/09)
	15		MONTANA STATE (12/9/09)

2009-10 Memphis Cumulative Statistics  
 Memphis High/Low Analysis (as of Dec 28, 2009)  
 All games

Opponent - GAME LOWS

POINTS	46		OAKLAND (11/30/09)
	49		CENTRAL ARKANSAS (11/24/09)
	51		MONTANA STATE (12/9/09)
	53		JACKSON STATE (11/13/09)
	55		ARKANSAS STATE (12/5/09)
FIELD GOALS MADE	15		CENTRAL ARKANSAS (11/24/09)
	16		OAKLAND (11/30/09)
FIELD GOAL ATTEMPTS	38		CENTRAL ARKANSAS (11/24/09)
	43		vs Kansas (11/17/09)
FIELD GOAL PERCENTAGE	.333	(16-48)	OAKLAND (11/30/09)
	.345	(19-55)	MONTANA STATE (12/9/09)
3 PT FIELD GOALS MADE	1		vs Kansas (11/17/09)
	2		TENNESSEE TECH (11/20/09)
	2		CENTRAL ARKANSAS (11/24/09)
3 PT FG ATTEMPTS	5		vs Kansas (11/17/09)
	6		OAKLAND (11/30/09)
3 PT FG PERCENTAGE	.182	(2-11)	CENTRAL ARKANSAS (11/24/09)
	.200	(1-5)	vs Kansas (11/17/09)
FREE THROWS MADE	7		JACKSON STATE (11/13/09)
	8		MONTANA STATE (12/9/09)
FREE THROW ATTEMPTS	13		JACKSON STATE (11/13/09)
	13		MONTANA STATE (12/9/09)
FREE THROW PERCENTAGE	.538	(7-13)	JACKSON STATE (11/13/09)
	.550	(11-20)	ARKANSAS STATE (12/5/09)
REBOUNDS	25		CENTRAL ARKANSAS (11/24/09)
	28		SOUTHEAST MO. ST. (12/22/09)
ASSISTS	2		CENTRAL ARKANSAS (11/24/09)
STEALS	6		OAKLAND (11/30/09)
	2		TENNESSEE TECH (11/20/09)
BLOCKED SHOTS	3		at UALR (12/12/09)
	0		at UALR (12/12/09)
	1		TENNESSEE TECH (11/20/09)
	1		CENTRAL ARKANSAS (11/24/09)
	1		SOUTHEAST MO. ST. (12/22/09)
TURNOVERS	1		IUPUI (12/28/09)
	12		at UALR (12/12/09)
FOULS	15		IUPUI (12/28/09)
	9		OAKLAND (11/30/09)
	14		vs Kansas (11/17/09)
	14		IUPUI (12/28/09)

**2009-10 Memphis Cumulative Statistics**  
**Memphis Player High/Low Analysis (as of Dec 28, 2009)**  
**All games**

**Memphis - INDIVIDUAL GAME HIGHS**

Points	27		WILLIAMS, Elliot vs IUPUI (12/28/09)
	23		MACK, Doneal at Massachusetts (12/19/09)
	23		WILLIAMS, Elliot vs Tennessee Tech (11/20/09)
	22		WILLIAMS, Elliot vs Montana State (12/9/09)
	21		WILLIAMS, Elliot at UALR (12/12/09)
	21		WILLIAMS, Elliot vs Kansas (11/17/09)
Field Goals Made	9		MACK, Doneal at Massachusetts (12/19/09)
	8		WILLIAMS, Elliot vs IUPUI (12/28/09)
	8		WILLIAMS, Elliot vs Montana State (12/9/09)
	8		WILLIAMS, Elliot vs Oakland (11/30/09)
	8		WILLIAMS, Elliot vs Tennessee Tech (11/20/09)
	8		MACK, Doneal vs Tennessee Tech (11/20/09)
Field Goal Att.	18		WILLIAMS, Elliot vs Kansas (11/17/09)
	15		WILLIAMS, Elliot vs Montana State (12/9/09)
	15		WILLIAMS, Elliot vs Central Arkansas (11/24/09)
FG Pct (min 5 made)	.833	(5-6)	HENDERSON-NILES, P. vs Southeast Mo. St. (12/22/09)
	.833	(5-6)	HENDERSON-NILES, P. at UALR (12/12/09)
3-Point FG Made	5		WILLIAMS, Elliot vs IUPUI (12/28/09)
	4		MACK, Doneal vs Southeast Mo. St. (12/22/09)
	4		MACK, Doneal at Massachusetts (12/19/09)
	4		SALLIE, Roburt at UALR (12/12/09)
	4		MACK, Doneal at UALR (12/12/09)
	4		WILLIAMS, Elliot vs Central Arkansas (11/24/09)
	4		MACK, Doneal vs Tennessee Tech (11/20/09)
3-Point FG Att.	11		MACK, Doneal at UALR (12/12/09)
	11		WILLIAMS, Elliot vs Kansas (11/17/09)
3-Pt FG Pct (min 2 made)	.833	(5-6)	WILLIAMS, Elliot vs IUPUI (12/28/09)
	.750	(3-4)	WITHERSPOON, Wesley vs IUPUI (12/28/09)
Free Throws Made	11		WILLIAMS, Elliot at UALR (12/12/09)
	8		WILLIAMS, Elliot vs Arkansas State (12/5/09)
Free Throw Att.	15		WILLIAMS, Elliot at UALR (12/12/09)
	12		WILLIAMS, Elliot vs Arkansas State (12/5/09)
	1.000	(7-7)	WILLIAMS, Elliot at Massachusetts (12/19/09)
FT Pct (min 3 made)	1.000	(4-4)	COLEMAN, Will at Massachusetts (12/19/09)
	1.000	(4-4)	KEMP, Willie at Massachusetts (12/19/09)
	1.000	(4-4)	SALLIE, Roburt at UALR (12/12/09)
	1.000	(4-4)	KEMP, Willie vs Central Arkansas (11/24/09)
	1.000	(4-4)	SALLIE, Roburt vs Central Arkansas (11/24/09)
	1.000	(3-3)	WITHERSPOON, Wesley at Massachusetts (12/19/09)
	1.000	(3-3)	WITHERSPOON, Wesley at Massachusetts (12/19/09)
Rebounds	11		HENDERSON-NILES, P. vs Arkansas State (12/5/09)
	10		COLEMAN, Will vs Arkansas State (12/5/09)
	10		COLEMAN, Will vs Jackson State (11/13/09)
Assists	8		KEMP, Willie vs IUPUI (12/28/09)
	8		WILLIAMS, Elliot vs Southeast Mo. St. (12/22/09)
	8		WILLIAMS, Elliot vs Central Arkansas (11/24/09)
Steals	5		WILLIAMS, Elliot vs Montana State (12/9/09)
	4		KEMP, Willie vs Southeast Mo. St. (12/22/09)
	4		KEMP, Willie at Massachusetts (12/19/09)
	4		SALLIE, Roburt vs Tennessee Tech (11/20/09)
	4		SALLIE, Roburt vs Kansas (11/17/09)
	4		SALLIE, Roburt vs Jackson State (11/13/09)
	4		SALLIE, Roburt vs Jackson State (11/13/09)
Blocked Shots	5		HENDERSON-NILES, P. vs Oakland (11/30/09)
	5		COLEMAN, Will vs Jackson State (11/13/09)

Turnovers	6	WITHERSPOON, Wesley vs Central Arkansas (11/24/09)
	5	WILLIAMS, Elliot vs Oakland (11/30/09)
Fouls	5	COLEMAN, Will at Massachusetts (12/19/09)
	5	WITHERSPOON, Wesley at UALR (12/12/09)
	5	WITHERSPOON, Wesley vs Kansas (11/17/09)

**2009-10 Memphis Cumulative Statistics**  
**Memphis Opponent High/Low Analysis (as of Dec 28, 2009)**  
**All games**

**OPPONENT INDIVIDUAL GAME HIGHS**

Points	23		Bozeman, Solomon at UALR (12/12/09)
	23		MURPHY, Kevin vs Tennessee Tech (11/20/09)
	21		VINSON, Terrell at Massachusetts (12/19/09)
	18		HOBLES, Leroy vs IUPUI (12/28/09)
	18		ALDRICH, Cole vs Kansas (11/17/09)
Field Goals Made	9		Bozeman, Solomon at UALR (12/12/09)
	8		VINSON, Terrell at Massachusetts (12/19/09)
	8		MURPHY, Kevin vs Tennessee Tech (11/20/09)
Field Goal Att.	18		Bozeman, Solomon at UALR (12/12/09)
	18		REED, Brandon vs Arkansas State (12/5/09)
FG Pct (min 5 made)	.714	(5-7)	COLLINS, Sherron vs Kansas (11/17/09)
	.700	(7-10)	ALDRICH, Cole vs Kansas (11/17/09)
3-Point FG Made	4		Mouzy, Matt at UALR (12/12/09)
	2		HOBLES, Leroy vs IUPUI (12/28/09)
	2		YOUNG, Alex vs IUPUI (12/28/09)
	2		SMITH, Marland vs Southeast Mo. St. (12/22/09)
	2		CORREIA, Gary at Massachusetts (12/19/09)
	2		JOHNSON, Branden vs Montana State (12/9/09)
	2		BROWN, Jejuan vs Arkansas State (12/5/09)
	2		MURPHY, Kevin vs Tennessee Tech (11/20/09)
	2		JOHNSON, Garrison vs Jackson State (11/13/09)
	3-Point FG Att.	7	
6			SMITH, Marland vs Southeast Mo. St. (12/22/09)
6			Bozeman, Solomon at UALR (12/12/09)
3-Pt FG Pct (min 2 made)	1.000	(2-2)	BROWN, Jejuan vs Arkansas State (12/5/09)
	.571	(4-7)	Mouzy, Matt at UALR (12/12/09)
Free Throws Made	9		HARRIS, Ricky at Massachusetts (12/19/09)
	8		BUTLER, Cameron vs Southeast Mo. St. (12/22/09)
Free Throw Att.	10		BUTLER, Cameron vs Southeast Mo. St. (12/22/09)
	10		HARRIS, Ricky at Massachusetts (12/19/09)
	10		RUETER, Mitch vs Central Arkansas (11/24/09)
	10		Bozeman, Solomon at UALR (12/12/09)
FT Pct (min 3 made)	1.000	(4-4)	Bozeman, Solomon at UALR (12/12/09)
	1.000	(3-3)	BENSON, Keith vs Oakland (11/30/09)
Rebounds	12		ADAMS, Martavius vs Arkansas State (12/5/09)
	11		ALDRICH, Cole vs Kansas (11/17/09)
Assists	6		MILES, LaQuentin vs Southeast Mo. St. (12/22/09)
	5		Foster, Lionel at UALR (12/12/09)
	5		TAYLOR, Tyshawn vs Kansas (11/17/09)
Steals	4		NAVARRÉ, Marquis vs Montana State (12/9/09)
	3		BUTLER, Cameron vs Southeast Mo. St. (12/22/09)
	3		HENRY, Xavier vs Kansas (11/17/09)
Blocked Shots	5		ALDRICH, Cole vs Kansas (11/17/09)
	2		CARTER, Sean at Massachusetts (12/19/09)
	2		BROWN, Jejuan vs Arkansas State (12/5/09)
	2		PETERSON, Brandon vs Arkansas State (12/5/09)
	2		BENSON, Keith vs Oakland (11/30/09)
	2		JOHNSON, Garrison vs Jackson State (11/13/09)
	2		TAYLOR, Tyshawn vs Kansas (11/17/09)
Turnovers	7		TAYLOR, Tyshawn vs Kansas (11/17/09)
	6		REED, Brandon vs Arkansas State (12/5/09)
Fouls	6		JONES, Johnathon vs Oakland (11/30/09)
	5		PETTIFORD, Billy vs IUPUI (12/28/09)
	5		Garcia-Mendoza, Alex at UALR (12/12/09)
	5		HENDERSON, Cameron vs Montana State (12/9/09)

5 ADAMS, Martavius vs Arkansas State (12/5/09)  
5 BAILEY, Zach vs Tennessee Tech (11/20/09)  
5 BURK, Cason vs Jackson State (11/13/09)

# Game • Recaps • And • Boxscores

## GAME #1

**Memphis 82 • Jackson State 53**  
**Nov. 13, 2009 • Memphis, Tenn.**

Elliot Williams scored 19 points and Will Coleman posted his first NCAA Division I double-double with 16 points and 10 boards to lift Memphis to an 82-53 victory over Jackson State in the 2009-10 season opener for both schools.

Wesley Witherspoon netted a career high with 13 points, while Roburt Sallie recorded career best for rebounds (7), assists (4) and steals (4). Coleman also added five blocks for the Tigers.

Garrison Johnson led Jackson State with 16 points, while Grant Maxey had 11 points. De'Suan Dixon led the visiting Tigers on the glass with five rebounds.

Memphis used a hustling defense to force Jackson State into 20 turnovers and a 36.8 percent shooting clip from the field. The home Tigers won the battle on the boards 43-33.

The contest was close the opening 15 minutes with Memphis holding a narrow 17-15 advantage with 6:04 left before the intermission. From that point, the Tigers took over the game, finishing the first half with a 21-6 spurt to take a 38-21 lead into the break. Williams' eight points and Coleman's six points, including a tip-in at the first-half buzzer, paced the Memphis run.

After halftime, Jackson State used a 13-3 spark to pull to within seven at 41-34 with 17:02 to go. The Tigers, though, responded with a 19-3 spurt that gave them a 60-37 lead at the 11:48 mark and put the contest out of reach.

Memphis shot 43.1 percent from the field and 33.3 percent from the arc.

JSU	FG-A	3P-A	FT-A	RB	TP	A TO	B	S	Min
Hanson	0-1	0-1	1-2	2	1	1	1	0	14
Maxey	5-13	0-2	1-2	3	11	1	1	1	28
Blake	0-1	0-0	0-0	3	0	1	0	1	10
Melvin	1-4	0-1	0-0	2	2	4	3	0	22
Johnson	6-17	2-5	2-2	2	16	0	2	2	33
Burk	2-2	0-0	2-2	2	6	0	1	0	21
Major	0-0	0-0	0-0	0	0	0	0	0	6
Williams, C.	1-1	0-0	0-1	0	2	0	2	0	7
Lewis	1-1	1-1	0-0	0	3	1	0	0	3
Williams, P.	0-2	0-0	1-2	2	1	1	1	0	14
Dixon	1-5	0-1	0-0	5	2	2	3	0	14
Jefferson	0-0	0-0	0-0	1	0	0	0	0	3
Jones	2-4	0-0	0-1	3	4	0	1	0	4
Swanier	1-1	1-1	0-0	0	3	0	2	0	3
Gregory	1-5	0-0	0-0	4	2	0	3	0	18
TEAM				4					
<b>Totals</b>	<b>21-57</b>	<b>4-12</b>	<b>7-13</b>	<b>33</b>	<b>53</b>	<b>11</b>	<b>20</b>	<b>4</b>	<b>200</b>

Memphis	FG-A	3P-A	FT-A	RB	TP	A TO	B	S	Min
H.-Niles	2-4	0-0	1-4	5	5	0	2	0	18
Witherspoon	3-9	2-5	5-7	4	13	1	1	1	20
Sallie	2-8	1-5	2-5	7	7	4	1	0	34
Kemp	1-3	0-2	2-2	4	4	3	3	1	33
Williams	5-11	2-6	7-11	3	19	3	3	0	33
Coleman	5-7	0-0	6-7	10	16	0	1	5	21
Barham	2-2	1-1	2-3	2	7	0	0	0	6
Holt	0-0	0-0	0-0	0	0	0	0	0	1
Mack	2-4	2-3	2-2	1	8	2	1	0	20
Stephens	0-1	0-1	1-3	2	1	0	1	0	9
Laird	0-1	0-0	2-4	0	2	1	0	0	2
Thomas	0-0	0-0	0-0	0	0	0	0	0	1
Foster	0-1	0-1	0-0	0	0	0	0	0	1
Jacques	0-0	0-0	0-0	1	0	0	0	0	1
TEAM				4					
<b>Totals</b>	<b>22-51</b>	<b>8-24</b>	<b>30-48</b>	<b>43</b>	<b>82</b>	<b>14</b>	<b>14</b>	<b>7</b>	<b>200</b>

Jackson State 21 32 — 53  
 Memphis 38 44 — 82  
**Officials:** Gattis, Ervin, Smith; **Attendance:** 17,584

## GAME #2

**#1/1 Kansas 57 • Memphis 55**  
**Nov. 17, 2009 • St. Louis, Mo.**  
**Basketball Hall of Fame Showcase**

The No. 1 Kansas Jayhawks escaped with a 57-55 win over the Memphis Tigers in a rematch of the 2008 National Championship game at the Scottrade Center in St. Louis, Mo. The game was the opening contest of the 2009 Hall of Fame Showcase for Memphis.

Elliot Williams finished with a career-high 21 points and six rebounds to lead the Tigers. Will Coleman was the Tigers' second-leading scorer with eight points off the bench. He also added five rebounds and two blocked shots.

Kansas was led by 2008 All Big-12 first team selection Cole Aldrich's double-double of 18 points and 11 rebounds. Sherron Collins finished the game with 12 points and five boards, while freshman Xavier Henry had 11 points for the Jayhawks.

Memphis forced the Jayhawks into 21 turnovers on the night, but it was still not enough to overcome its shooting woes. The Tigers shot just 34.5 percent from the field, including 24 percent from beyond the arc. Kansas also dominated Memphis on the glass, out-rebounding Memphis 36-25.

Kansas would extend its lead to as many as 10 in the second half, leading 38-28 at the 13:54 mark. Memphis head coach Josh Pastner then called a quick timeout to regroup. Coming out of the timeout, the Tigers connected on two quick layups to cut the deficit to six.

Eventually, Memphis would get the ball with 18 seconds left, trailing by two. Williams missed a last-second three pointer that would have given the Tigers the victory, and Kansas grabbed the rebound to run out the clock.

Memphis	FG-A	3P-A	FT-A	RB	TP	A TO	B	S	Min
H.-Niles	1-3	0-0	1-2	4	3	0	2	0	19
Sallie	2-10	0-6	1-1	4	5	0	1	0	33
Kemp	2-9	1-3	2-2	1	7	3	2	0	35
Williams	6-18	3-11	6-8	6	21	0	2	1	39
Mack	2-3	2-3	1-3	0	7	1	1	0	24
Coleman	4-6	0-0	0-0	5	8	0	3	2	24
Witherspoon	2-6	0-2	0-0	2	4	0	2	0	26
Stephens	0-0	0-0	0-0	0	0	0	0	0	0
TEAM				3					
<b>Totals</b>	<b>19-55</b>	<b>6-25</b>	<b>11-16</b>	<b>25</b>	<b>55</b>	<b>4</b>	<b>13</b>	<b>3</b>	<b>200</b>

Kansas	FG-A	3P-A	FT-A	RB	TP	A TO	B	S	Min
Morris	1-1	0-0	2-2	6	4	0	3	1	15
Aldrich	7-10	0-0	4-5	11	18	0	0	5	30
Henry	3-11	0-2	5-6	6	11	0	4	0	32
Collins	5-7	1-1	1-2	5	12	2	2	0	32
Taylor	0-4	0-0	2-2	3	2	5	7	0	33
Robinson	0-1	0-0	0-0	1	0	0	0	0	2
Reed	0-2	0-2	0-0	1	0	0	0	0	18
Johnson	0-0	0-0	0-0	0	0	1	3	0	7
Morris	4-7	0-0	2-4	1	10	2	2	0	31
TEAM				2					
<b>Totals</b>	<b>20-43</b>	<b>1-5</b>	<b>16-21</b>	<b>36</b>	<b>57</b>	<b>10</b>	<b>21</b>	<b>6</b>	<b>200</b>

Memphis 20 35 — 55  
 Kansas 26 31 — 57  
**Officials:** Welmer, Olson, Whitehead  
**Attendance:** 12,107

## GAME #3

**Memphis 92 • Tennessee Tech 59**  
**Nov. 24, 2009 • Memphis, Tenn.**  
**Basketball Hall of Fame Showcase**

Led by Elliot Williams' career-high 23 points, along with three other Tigers in double figures, Memphis knocked off Tennessee Tech 92-59 at FedExForum.

Willie Kemp added 11 points, six assists and four rebounds. Roburt Sallie scored 10 points on 4-of-9 shooting. Will Coleman scored eight points to go along with nine rebounds in 22 minutes.

Tennessee Tech was able to keep the game close early, closing the deficit to five when Kevin Murphy knocked in a jumper at the 6:45 mark.

However, the Golden Eagles, who were playing their second game in as many days, couldn't keep up as Memphis would go on a 10-0 run over the next three minutes to put the game out of reach. The Tigers then ended the half with a duo of explosive dunks — first by Williams and then by Coleman on an alley-oop from Williams — to make it 40-23 going into the locker room.

Kevin Murphy led the Golden Eagles with a game-high tying 23 points to go along with four assists. Jud Dillard was the only other Golden Eagle in double figures, scoring 12 points in 20 minutes.

Memphis shot 55.7 percent from the floor, including 37.5 percent from beyond the arc. Tennessee Tech shot 42.6 percent from the floor, but only 22.2 percent (2-of-9) from the arc.

Tenn. Tech	FG-A	3P-A	FT-A	RB	TP	A TO	B	S	Min
Inameti	3-6	0-0	1-2	4	7	2	2	1	25
Jones	2-6	0-0	0-0	2	4	1	3	0	18
Murphy	8-16	2-5	5-6	4	23	2	5	0	33
Muhammad	0-2	0-2	1-2	3	1	2	4	0	22
Davis	1-2	0-1	0-0	4	2	2	4	0	24
Newton	0-1	0-1	2-2	1	2	0	0	0	7
Barnes	1-3	0-0	0-3	3	2	0	0	0	17
Hunley	0-0	0-0	0-0	0	0	0	0	0	3
Pickens	1-2	0-0	2-2	0	4	0	1	0	15
Dillard	6-11	0-0	0-1	2	12	2	3	0	20
Bailey	1-5	0-0	0-0	2	2	0	1	0	16
TEAM				6					
<b>Totals</b>	<b>23-54</b>	<b>2-9</b>	<b>11-18</b>	<b>31</b>	<b>59</b>	<b>11</b>	<b>24</b>	<b>1</b>	<b>200</b>

Memphis	FG-A	3P-A	FT-A	RB	TP	A TO	B	S	Min
Coleman	3-4	0-0	3-8	8	9	1	3	3	22
Sallie	4-9	0-3	2-3	1	10	1	1	1	29
Kemp	4-6	3-5	0-0	4	11	6	1	0	29
Williams	8-12	0-2	7-8	4	23	4	3	0	28
Mack	8-14	4-9	0-0	3	20	1	1	0	25
H.-Niles	1-5	0-0	0-0	8	2	0	0	0	18
Witherspoon	4-5	1-2	0-3	3	9	2	3	1	21
Barham	2-6	1-3	0-0	1	5	0	0	0	10
Holt	0-0	0-0	0-0	0	0	0	1	0	2
Stephens	0-0	0-0	0-0	1	0	0	0	0	6
Laird	0-0	0-0	1-2	1	1	0	0	0	3
Thomas	0-0	0-0	0-0	0	0	0	1	0	2
Foster	0-0	0-0	0-0	0	0	0	0	0	2
Jacques	0-0	0-0	2-2	2	2	0	0	0	3
TEAM				2					
<b>Totals</b>	<b>34-61</b>	<b>9-24</b>	<b>15-26</b>	<b>38</b>	<b>92</b>	<b>15</b>	<b>14</b>	<b>5</b>	<b>200</b>

Tennessee Tech 23 36 — 59  
 Memphis 40 52 — 92  
**Officials:** Welmer, O'Neil, Shows; **Attendance:** 16,707

# Game • Recaps • And • Boxscores

## GAME #4

**Memphis 81 • Central Arkansas 49**  
**Nov. 24, 2009 • Memphis, Tenn.**

After struggling to find its touch from beyond the arc in the first three games, Memphis rode a season-best three-point shooting performance to defeat Central Arkansas 81-49.

Elliot Williams led the Tigers in scoring for the fourth-consecutive game with 20 points to go along with eight assists. It was his third-straight game of 20 or more points. Williams also set new career highs in both three pointers made (four) and assists (eight).

For the second-straight game, four Tigers scored in double figures. Robert Sallie scored a season-high 17. Willie Kemp scored a season-high tying 11 points and Wesley Witherspoon also added 11 points.

Trailing 9-7 at the 11:45 mark in the first half, the Tigers went on a 14-3 run marked by a trifecta of three-pointers from Williams to take the lead 21-12. Williams made four treys in the game, a new career high.

Witherspoon then hit a three-pointer with 6:39 to extend the Memphis lead to 24-12. Memphis put the game out of reach when Sallie stole the ball and converted a breakaway layup despite being intentionally fouled. Sallie made the foul shot, as well as the additional free throw from the intentional foul to complete a four-point play and put the Tigers up 33-16.

Central Arkansas was led by Mitch Rueter's 17-point, six-rebound performance. Mike Pouncy was the only other Bear in double figures, netting 12 points in 25 minutes of action.

The Tigers turned in an impressive shooting performance, going 27-of-50 (54 percent) from the floor, 12-of-24 (50 percent) from deep and 15-of-20 (75 percent) from the charity stripe.

UCA	FG-A	3P-A	FT-A	RB	TP	A TO	B	S	Min	
Rueter	5-10	1-3	6-10	6	17	0	3	0	35	
Dos Santos	1-5	0-0	3-4	6	5	0	1	0	29	
Pouncy	5-8	0-0	2-4	5	12	0	1	0	25	
Rehmel	1-6	1-4	2-2	1	5	0	1	0	29	
Qahwash	0-0	0-0	1-2	2	1	3	0	0	17	
Clayborn	0-2	0-1	1-2	1	1	0	2	0	20	
Sheppard	0-0	0-0	2-4	1	2	0	3	1	14	
Poellnitz	3-7	0-3	0-0	1	6	1	3	0	29	
Williams	0-0	0-0	0-0	0	0	0	0	0	2	
TEAM	2									
<b>Totals</b>	<b>15-38</b>	<b>2-11</b>	<b>17-28</b>	<b>25</b>	<b>49</b>	<b>2</b>	<b>18</b>	<b>1</b>	<b>5</b>	<b>200</b>

Memphis	FG-A	3P-A	FT-A	RB	TP	A TO	B	S	Min	
Coleman	2-3	0-0	1-2	6	5	2	0	2	25	
Stephens	1-2	0-0	1-2	5	3	0	0	0	14	
Kemp	3-5	1-2	4-4	0	11	4	4	0	30	
Williams	7-15	4-8	2-3	5	20	8	1	0	27	
Mack	2-4	2-4	0-0	1	6	0	0	1	20	
H.-Niles	2-2	0-0	1-2	1	5	0	1	0	21	
Sallie	5-8	3-5	4-4	2	17	0	1	0	27	
Witherspoon	4-7	2-4	1-1	3	11	2	6	1	23	
Barham	0-3	0-1	0-0	1	0	1	0	0	5	
Holt	0-0	0-0	1-2	0	1	0	1	0	2	
Laird	0-0	0-0	0-0	0	0	1	0	0	3	
Thomas	0-0	0-0	0-0	0	0	0	0	0	1	
Foster	1-1	0-0	0-0	1	2	0	0	0	1	
Jacques	0-0	0-0	0-0	0	0	0	0	0	1	
TEAM	4									
<b>Totals</b>	<b>27-50</b>	<b>12-24</b>	<b>15-20</b>	<b>25</b>	<b>81</b>	<b>18</b>	<b>14</b>	<b>3</b>	<b>6</b>	<b>200</b>

Central Arkansas 16 33 — 49  
 Memphis 37 44 — 81  
**Officials:** O'Neil, Malham, Shaw  
**Attendance:** 16,612

## GAME #5

**Memphis 77 • Oakland 46**  
**Nov. 30, 2009 • Memphis, Tenn.**

Elliot Williams scored 20 points and Will Coleman added 12 points, six rebounds and four blocks to lead Memphis to a 77-46 victory over Oakland. Memphis improves to 4-1 on the season with the victory. Oakland falls to 3-4 with the loss.

With Monday's victory Josh Pastner is now tied for the third-best record among Tiger coaches in their first five games as the head coach.

Williams has now led Memphis in scoring in each of its first five games, scoring 20 or more in four of those five. Robert Sallie also added 12 points on 5-of-8 shooting, as the Tigers shot 54.8 percent (34-of-62).

Derick Nelson led Oakland with 14 points, while Johnathon Jones added 12 points. Keith Benson, who entered the game with a team-high scoring average of 18.2 points, was held to nine points on 3-of-13 shooting.

Memphis pulled away with 14 unanswered points midway through the first half and took a 31-17 lead at halftime. Memphis eventually would lead by as many as 36.

Oakland struggled offensively, shooting just 33.3 percent (16-of-48) and committing 24 turnovers in the game.

The Tigers shot 61.8 percent from the field in the second half, finishing with an overall shooting percentage of 54.8 percent.

Coleman led the Tigers out of the locker room in the second half scoring the first six points of the half. All of Coleman's 12 points were scored in the second period.

Oakland	FG-A	3P-A	FT-A	RB	TP	A TO	B	S	Min	
Nelson	6-11	1-1	1-3	3	14	1	3	0	30	
Hudson	1-3	0-0	1-2	3	3	0	1	0	22	
Benson	3-13	0-0	3-3	9	9	1	5	1	36	
Cushingberry	0-2	0-1	0-0	1	0	1	0	0	11	
Jones	4-7	1-2	3-4	1	12	2	6	0	35	
Wright	0-3	0-1	0-0	0	0	0	1	0	6	
Eackles	1-4	0-0	3-5	4	5	1	2	0	27	
Valentine	0-3	0-0	0-0	3	0	0	1	1	13	
Maynard	1-1	1-1	0-1	0	3	0	2	1	5	
Thames	0-0	0-0	0-0	1	0	0	1	0	6	
Milutinovic	0-1	0-0	0-0	1	0	0	1	0	8	
TEAM	5									
<b>Totals</b>	<b>16-48</b>	<b>3-6</b>	<b>11-18</b>	<b>31</b>	<b>46</b>	<b>6</b>	<b>24</b>	<b>3</b>	<b>7</b>	<b>200</b>

Memphis	FG-A	3P-A	FT-A	RB	TP	A TO	B	S	Min	
Coleman	6-8	0-0	0-1	6	12	1	1	4	26	
Sallie	5-8	2-4	0-0	1	12	2	1	1	29	
Kemp	2-6	1-2	0-0	2	5	4	3	0	32	
Williams	8-14	2-4	2-2	2	20	2	5	0	34	
Mack	2-5	0-1	0-0	1	4	3	0	0	21	
H.-Niles	3-7	0-0	0-0	8	6	0	1	5	19	
Witherspoon	3-5	0-1	0-0	4	6	1	2	0	19	
Barham	2-4	2-4	0-0	1	6	0	0	0	1	
Holt	0-1	0-0	0-0	0	0	0	0	0	2	
Stephens	3-3	0-0	0-0	2	6	0	0	0	7	
Laird	0-0	0-0	0-0	0	0	0	0	0	3	
Thomas	0-0	0-0	0-0	0	0	0	0	0	1	
Foster	0-0	0-0	0-0	1	0	0	0	0	1	
Jacques	0-1	0-0	0-0	1	0	0	0	0	2	
TEAM	4									
<b>Totals</b>	<b>34-62</b>	<b>7-16</b>	<b>2-3</b>	<b>33</b>	<b>77</b>	<b>13</b>	<b>13</b>	<b>10</b>	<b>15</b>	<b>200</b>

Oakland 17 29 — 46  
 Memphis 31 46 — 77  
**Officials:** O'Neil, Welmer, Thornley  
**Attendance:** 15,689

## GAME #6

**Memphis 74 • Arkansas State 55**  
**Dec. 5, 2009 • Memphis, Tenn.**

In a tale of two halves, Memphis rode Elliot Williams' 20-point performance to defeat Arkansas State 74-55 at FedExForum. With the victory, Memphis improved to 5-1 on the season, while Arkansas State fell to 3-4.

Willie Kemp scored in double figures for the third time in four games, adding 11 points to go with a career-high eight rebounds and six assists. Doneal Mack was the only other Tiger in double figures, scoring 11 points in 32 minutes. Pierre Henderson-Niles scored just two points, but made an impact with a career-high 11 rebounds.

The Tigers struggled out of the gate and trailed 11-2 when Trey Finn knocked in a three-point basket at the 16:31 mark. The Red Wolves extended their lead to as many as 13 points, leading 22-9 with just under 10 minutes in the first half. Memphis then countered with an 11-2 run of their own to cut the lead to 24-20 at the 6:58 mark. Memphis, however, continued to miss shots and trailed 32-28 at the break.

The Tigers took the lead for the first time on an Elliot Williams layup at the 14:38 mark that made the score 40-39. The Tigers closed the game on a 34-16 run.

Jejuan Brown led the Red Wolves with 17 points on 6-of-10 shooting to go along with seven boards. Martavius Adams recorded a double-double with 11 points and 12 boards.

The Tigers, once again, used their pressure defense to cause turnovers, forcing the Red Wolves into 19 turnovers and converting those miscues into 26 points.

Arkansas State started the game with the hot hand, shooting 55 percent through the first eight minutes. However, the Memphis defense held the Red Wolves to 35.7 percent shooting for the game. Memphis also out-rebounded Arkansas State 49-43.

ASU	FG-A	3P-A	FT-A	RB	TP	A TO	B	S	Min	
Adams	4-6	0-0	3-4	12	11	0	1	1	19	
Brown	6-10	2-2	3-4	7	17	0	1	2	28	
Reed	6-18	0-3	2-6	5	14	1	6	0	40	
Finn	2-4	1-2	0-0	1	5	1	1	0	2	
Allison	0-7	0-2	0-0	5	0	3	5	0	40	
Bryant	1-7	1-2	0-2	2	3	3	3	1	24	
Peterson	1-3	0-0	3-4	5	5	0	2	2	26	
Butler	0-1	0-0	0-0	2	0	0	0	0	6	
TEAM	4									
<b>Totals</b>	<b>20-56</b>	<b>4-11</b>	<b>11-20</b>	<b>43</b>	<b>55</b>	<b>8</b>	<b>19</b>	<b>6</b>	<b>4</b>	<b>200</b>

Memphis	FG-A	3P-A	FT-A	RB	TP	A TO	B	S	Min	
Coleman	3-5	0-0	2-5	10	8	0	1	1	19	
Sallie	3-9	0-3	3-4	4	9	2	2	3	30	
Kemp	4-14	0-3	3-7	8	11	6	2	1	32	
Williams	6-10	0-2	8-12	4	20	2	3	0	38	
Mack	4-9	1-2	2-3	1	11	1	0	0	3	
H.-Niles	1-9	0-0	0-0	11	2	0	0	1	13	
Witherspoon	3-9	0-2	1-2	4	7	1	3	0	20	
Barham	0-1	0-1	0-0	0	0	0	0	0	2	
Stephens	2-2	0-0	0-0	1	4	1	0	0	1	
Laird	1-1	0-0	0-0	0	2	0	2	0	2	
Foster	0-0	0-0	0-0	0	0	0	0	0	1	
TEAM	6									
<b>Totals</b>	<b>27-69</b>	<b>1-13</b>	<b>19-33</b>	<b>49</b>	<b>74</b>	<b>13</b>	<b>13</b>	<b>6</b>	<b>10</b>	<b>200</b>

Arkansas State 32 23 — 55  
 Memphis 28 46 — 74  
**Officials:** Whitehead, Barnaky, Mathis  
**Attendance:** 16,714

# Game • Recaps • And • Boxscores

## GAME #7

**Memphis 76 • Montana State 51**  
**Dec. 9, 2009 • Memphis, Tenn.**

Memphis' defense continues to improve, and the Tigers continue to win.

Elliot Williams scored 22 points to go along with six rebounds and a career-high five steals as Memphis defeated Montana State 76-51.

It was the sixth-consecutive game in which Williams scored 20 or more points, tying Sean Banks' mark of six-straight, 20-point contests to close the 2003-04 regular season.

Wesley Witherspoon was the only other Tiger in double figures, notching 13 points and eight boards in 25 minutes. Both marks tied Witherspoon's career highs.

Memphis used six points in the first five minutes by Williams to jump out to an 8-2 lead at the 14:20 mark. A three-point bucket by Witherspoon with 10:34 left put the Tigers ahead 17-5, stretching the lead to double digits for the remainder of the game.

Memphis closed the half on a 22-10 run, making the score 39-17 at halftime. The Tigers' 39 points in the opening period was the second-highest, first-half output of the season. It was also the third time this season Memphis held an opponent to 17 or fewer points in the first half.

Montana State came out firing in the second half, scoring eight-straight points. The Bobcats cut the lead to 14 points at 45-31 after a Cameron Henderson layup at the 14:26 mark.

The Bobcats would never get any closer, however, and the Tigers closed the game on a 31-20 run.

Branden Johnson was the only Bobcat player to score in double figures with 12 points in 31 minutes. Erik Rush added eight points and five rebounds.

Montana St.	FG-A	3P-A	FT-A	RB	TP	A TO	B	S	Min
Howard	3-8	0-3	0-1	7	6	0	4	0	26
Johnson	4-8	2-5	2-2	3	12	1	2	0	31
Navarre	1-6	0-0	2-4	0	4	0	5	0	29
Bynum	2-10	1-2	0-1	5	5	3	5	0	29
Rush	3-7	1-2	1-2	5	8	2	1	0	27
Brown	1-4	0-3	0-0	1	2	1	0	1	20
Henderson	2-5	0-0	1-1	4	5	0	0	0	17
Louff	0-0	0-0	0-0	1	0	2	0	0	3
Peipoli	2-6	1-3	2-2	2	7	0	0	0	11
Anderson	1-1	0-0	0-0	1	2	0	2	1	7
TEAM	4								
<b>Totals</b>	<b>19-55</b>	<b>5-18</b>	<b>8-13</b>	<b>33</b>	<b>51</b>	<b>9</b>	<b>19</b>	<b>2</b>	<b>200</b>

Memphis	FG-A	3P-A	FT-A	RB	TP	A TO	B	S	Min
Coleman	1-2	0-0	0-0	4	2	2	0	2	17
Sallie	3-6	2-4	0-0	7	8	7	1	0	33
Kemp	2-5	1-3	1-6	2	6	4	4	0	31
Williams	8-15	0-3	6-7	6	22	4	2	0	29
Mack	2-12	0-6	2-2	3	6	0	0	1	24
H.-Niles	3-6	0-0	2-6	8	8	0	3	3	18
Witherspoon	4-5	2-3	3-4	8	13	0	0	2	25
Barham	1-3	1-3	1-4	0	4	0	0	0	6
Holt	0-1	0-0	1-2	1	1	0	0	0	2
Stephens	3-4	0-0	0-0	3	6	0	0	1	9
Laird	0-0	0-0	0-0	0	0	0	0	0	2
Thomas	0-1	0-0	0-0	0	0	0	1	0	1
Foster	0-0	0-0	0-0	0	0	0	0	0	1
Jacques	0-0	0-0	0-0	0	0	0	0	0	2
TEAM	3								
<b>Totals</b>	<b>27-60</b>	<b>6-22</b>	<b>16-31</b>	<b>45</b>	<b>76</b>	<b>17</b>	<b>11</b>	<b>10</b>	<b>200</b>

Montana State 17 34 — 51  
 Memphis 39 37 — 76  
**Officials:** Olson, Stuart, Cassell; **Attendance:** 16,077

## GAME #8

**Memphis 83 • Arkansas-Little Rock 71**  
**Dec. 12, 2009 • Little Rock, Ark.**

Elliot Williams scored 20 second-half points to lead Memphis to an 83-71 comeback victory over Arkansas-Little Rock.

Williams became the first Tiger since Anfernee Hardaway during the 1992-93 season to score 20 or more points in seven-straight contests. Hardaway had 12-consecutive games where he scored 20 or more points. Williams also connected on a career-high 11 free throws.

Roburt Sallie scored a season-high 18 points to go along with three assists. Doneal Mack added 12 on 4-of-11 shooting. Pierre Henderson-Niles had 10 points, the first time he scored in double figures since notching 12 against Syracuse on Dec. 20, 2008.

Memphis struggled the entire first half to overcome foul trouble and poor shooting, as Williams and Wesley Witherspoon both picked up three personals before the six-minute mark. The Tigers displayed toughness, however, and scraped their way into halftime trailing by only five at 34-29.

After the break, the Tigers came alive, making a trifecta of three pointers to tie the game at 38 with 18:06 remaining. After a press defense forced a turnover from UALR, Williams drove hard to the bucket to force a foul. He then knocked down two free throws to give Memphis its first lead of the game at 40-38. Roburt Sallie's two free throws at the 15:21 mark capped an 18-4 run to start the second half for the Tigers.

Memphis would extend its lead to as many as 13 points when a Doneal Mack three-pointer made it 64-51 at the 8:55 mark.

Solomon Bozeman led the Trojans with a game-high 23 points on 9-of-18 shooting. Three-point specialist Matt Mouzy added 16 points (4-of-7 treys) and Mike Smith chipped in 10 points.

Memphis	FG-A	3P-A	FT-A	RB	TP	A TO	B	S	Min
Sallie	5-9	4-7	4-4	0	18	3	2	0	39
Kemp	1-5	1-4	3-6	2	6	4	1	0	36
Coleman	1-3	0-0	3-5	8	5	1	0	3	30
Williams	4-7	2-4	11-15	6	21	2	2	1	32
Mack	4-11	4-11	0-0	2	12	3	0	0	24
H.-Niles	5-6	0-0	0-0	1	10	0	1	0	16
Witherspoon	3-6	1-2	2-2	2	9	1	3	1	15
Barham	0-0	0-0	0-0	0	0	0	0	0	1
Stephens	1-1	0-0	0-0	2	2	0	0	0	7
TEAM	7								
<b>Totals</b>	<b>24-48</b>	<b>12-28</b>	<b>23-32</b>	<b>30</b>	<b>83</b>	<b>14</b>	<b>9</b>	<b>5</b>	<b>200</b>

UALR	FG-A	3P-A	FT-A	RB	TP	A TO	B	S	Min
Smith	3-10	0-0	4-6	8	10	0	2	0	37
Bails	2-6	0-0	1-1	4	5	0	0	0	22
Foster	0-2	0-0	1-2	5	1	5	2	0	27
G.-Mendoza	4-7	0-0	0-0	4	8	1	3	0	17
Bozeman	9-18	1-6	4-4	4	23	3	1	0	30
Stewart	1-6	1-1	3-4	1	6	0	1	0	18
Jackson	0-0	0-0	0-0	0	0	0	0	0	3
Mouzy	6-11	4-7	0-0	3	16	3	2	0	30
Burton	1-2	0-0	0-0	3	2	0	0	0	12
Thornton	0-0	0-0	0-0	2	0	0	1	0	4
TEAM	3								
<b>Totals</b>	<b>26-62</b>	<b>6-14</b>	<b>13-17</b>	<b>37</b>	<b>71</b>	<b>12</b>	<b>12</b>	<b>0</b>	<b>200</b>

Memphis 29 54 — 83  
 UALR 34 37 — 71  
**Officials:** Self, Heimerman, Kissinger  
**Attendance:** 5,583

## GAME #9

**UMass 73 • Memphis 72**  
**Dec. 19, 2009 • Boston, Mass.**

In a wild finish at the TD Garden in Boston, Mass., Memphis fell to UMass 73-72.

Memphis held the lead 72-71 with 3.8 seconds remaining, and UMass inbounded the ball under its own basket. A scramble ensued that resulted in UMass freshman forward Terrell Vinson coming up with the ball. Vinson immediately knocked in the easy layup to put UMass ahead 73-72 with only under one second remaining.

Memphis was led offensively by Doneal Mack's career-high 23 points. Elliot Williams added 15, but shot just 3-of-12 from the field. It was the first time this season that another Tiger player other than Williams has led Memphis in scoring. It also marked the end of a seven-game run of 20 or more points for Williams.

Wesley Witherspoon chipped in 14 points, 12 of which came after the break.

The Minutemen were led in scoring by Vinson, who finished with 21 points. Vinson also tallied nine rebounds. Anthony Gurley chipped in with 14 points and Ricky Harris, the team's leading scorer coming into the contest, finished with 13 points. Roburt Sallie did a solid job defending Harris, forcing the UMass guard to shoot 2-of-11 from the floor and 0-of-5 from the arc.

The Minutemen outrebounded Memphis 44-24, including 19 offensive boards.

The Tigers forced 20 or more turnovers for the fifth time this season. The Memphis defense also forced 20 or more turnovers in their first three games against Jackson State, Kansas and Tennessee Tech, as well as against Oakland.

Memphis also shot a season-best 88-percent from the charity stripe.

Memphis	FG-A	3P-A	FT-A	RB	TP	A TO	B	S	Min
Sallie	1-9	0-4	3-4	6	5	4	1	0	34
Mack	9-13	4-7	1-1	3	23	1	0	2	36
Coleman	0-2	0-0	4-4	4	4	0	0	1	16
Kemp	2-8	1-3	4-4	0	9	3	2	0	34
Williams	3-12	2-8	7-7	0	15	4	2	0	33
H.-Niles	1-2	0-0	0-2	2	2	0	2	0	16
Witherspoon	5-12	1-3	3-3	6	14	0	2	0	19
Stephens	0-0	0-0	0-0	1	0	0	0	1	12
TEAM	2								
<b>Totals</b>	<b>21-58</b>	<b>8-25</b>	<b>22-25</b>	<b>24</b>	<b>72</b>	<b>12</b>	<b>9</b>	<b>4</b>	<b>200</b>

UMass	FG-A	3P-A	FT-A	RB	TP	A TO	B	S	Min
Vinson	9-13	0-1	5-7	9	21	0	1	0	31
Carter	4-5	0-0	0-1	8	8	1	3	2	25
Gibbs	1-2	0-0	0-0	1	2	2	1	0	24
Harris	2-11	0-5	9-10	3	13	3	4	0	33
Gurley	5-8	0-0	4-5	6	14	1	4	0	29
Farrell	0-1	0-0	0-0	1	0	0	1	0	3
Correia	2-7	2-5	1-2	5	7	3	4	0	31
Carter	1-1	1-1	0-0	1	3	0	2	0	10
Bailey	2-2	0-0	1-7	5	5	0	0	1	9
Hill	0-0	0-0	0-0	0	0	0	0	0	5
TEAM	5								
<b>Totals</b>	<b>25-50</b>	<b>3-12</b>	<b>20-32</b>	<b>44</b>	<b>73</b>	<b>10</b>	<b>20</b>	<b>3</b>	<b>200</b>

Memphis 35 37 — 72  
 UMass 34 39 — 73  
**Officials:** Bordeaux, Turner, Sanders  
**Attendance:** 8,096

# Game • Recaps • And • Boxscores

## GAME #10

**Memphis 87 • SE Missouri State 57**  
**Dec. 22, 2009 • Memphis, Tenn.**

Elliot Williams led five Tigers in double figures with a game-high 20 points to lift Memphis to an 87-57 non-conference win over Southeast Missouri State. The win was the Tigers' 100th at FedExForum (100-10 record).

Doneal Mack (19 points), Wesley Witherspoon (15), Pierre Henderson-Niles (10) and Willie Kemp (10) also scored in double figures for Memphis. Williams led the Tigers with nine rebounds and eight assists. Kemp had four steals, while Roburt Sallie posted solid all-around numbers with seven points, six boards, three assists, two blocks and three steals.

Cameron Butler led the Redhawks with 16 points. Marland Smith added 15 points and a team-best six boards. LaQuentin Miles dished out six assists.

The Tigers jumped out to a 10-0 lead in the first 2:20 of the game and never looked back. Mack paced the game-opening run with seven of his 19 points. Memphis continued to build its lead and held a 23-7 advantage at the 10:09 mark. The Tigers matched their 16-point lead on two other occasions in the first half before holding a 36-22 lead at the break.

In the second half, Southeast Missouri State cut the Memphis lead to 10 points (43-33) on a Rae-Vonn Banks jumper at the 14:51 mark. Over the next three minutes, the Tigers went on a 15-4 run to take a 58-37 lead and put the game out of reach.

Memphis shot 51.6 percent from the floor, while holding the Redhawks to 38.5 percent from the field. The Tigers out-rebounded Southeast Missouri State 42-28.

SEMO	FG-A	3P-A	FT-A	RB	TP	A	TO	B	S	Min
Butler	4-11	0-0	8-10	4	16	0	2	1	3	33
Russell	0-1	0-0	0-0	2	0	1	1	0	0	9
Pearson	0-1	0-1	1-2	0	1	1	4	0	0	14
Allison	1-10	1-3	2-2	1	5	2	5	0	1	27
Smith	6-12	2-6	1-2	6	15	2	0	0	0	32
Thompson	1-4	1-4	0-0	0	3	0	0	0	0	24
Miles	0-4	0-0	1-2	5	1	6	4	0	0	19
Watson	0-0	0-0	0-0	0	0	0	0	0	0	1
Hill	2-2	0-0	0-0	1	4	0	1	0	0	9
Banks	2-2	0-0	0-0	1	4	0	0	0	1	7
McCrary	0-0	0-0	0-0	0	0	0	0	0	0	3
Kirk	1-1	0-0	0-0	0	0	0	0	0	1	4
Maxwell	3-4	0-1	0-0	3	6	0	0	0	1	18
TEAM				5						
<b>Totals</b>	<b>20-52</b>	<b>4-15</b>	<b>13-18</b>	<b>28</b>	<b>57</b>	<b>12</b>	<b>17</b>	<b>1</b>	<b>7</b>	<b>200</b>

Memphis	FG-A	3P-A	FT-A	RB	TP	A	TO	B	S	Min
H.-Niles	5-6	0-0	0-1	4	10	2	0	0	2	19
Sallie	3-10	0-5	1-4	6	7	3	1	2	3	26
Kemp	4-8	1-3	1-1	4	10	3	2	0	4	31
Williams	7-13	2-6	4-5	9	20	8	4	0	0	31
Mack	7-11	4-8	1-2	4	19	3	1	2	2	28
Harvey Jr.	0-0	0-0	0-2	0	0	0	0	0	0	1
Coleman	1-2	0-0	0-0	3	2	1	1	2	0	20
Witherspoon	5-8	1-2	4-5	4	15	2	2	1	2	22
Barham	0-4	0-2	0-0	0	0	0	1	0	0	6
Stephens	1-2	0-0	2-2	4	4	0	0	0	0	12
Laird	0-0	0-0	0-0	0	0	0	0	0	0	2
Foster	0-0	0-0	0-0	0	0	0	0	0	0	1
Jacques	0-0	0-0	0-0	0	0	0	0	0	0	1
TEAM				4						
<b>Totals</b>	<b>33-64</b>	<b>8-26</b>	<b>13-22</b>	<b>42</b>	<b>87</b>	<b>22</b>	<b>12</b>	<b>7</b>	<b>13</b>	<b>200</b>

SEMO 22 35 — 57  
 Memphis 36 51 — 87  
**Officials:** Crawford, Pyatt, Murley; **Attendance:** 16,894

## GAME #11

**Memphis 87 • IUPUI 67**  
**Dec. 28, 2009 • Memphis, Tenn.**

Elliot Williams scored a career-high 27 points to lead all scorers as Memphis defeated IUPUI. Williams has now scored 20 or more points in nine of 11 games this season.

Pierre Henderson-Niles secured a career high with 15 points against the Jaguars. Henderson-Niles scored 11 points, tallied seven rebounds, blocked three shots and had one steal in only nine minutes of play in the first half. He also scored the first seven points of the game for Memphis.

Wesley Witherspoon knocked down a career-high three trifectas to score 11 points in 21 minutes of action. This is the third-consecutive game Witherspoon has notched double figures. Willie Kemp also netted nine points to go along with eight assists, which were one shy of tying his career high.

IUPUI kept it close through the first eight minutes and trailed just 16-15 at the 12:13 mark. Memphis then went on a 24-6 run to make it 40-21 with 7:47 remaining and took a 47-34 advantage into the break.

The Jaguars made two free throws to open the second half and cut the lead to 47-36. A quick 7-0 run by the Tigers pushed the lead to 54-36. IUPUI did not cut the lead to fewer than 13 points the remainder of the game.

IUPUI was led by Leroy Nobles, who scored 18 points on 5-of-11 shooting. Alex Young added 16 points to go along with a team-high seven rebounds.

Memphis, once again, used turnovers to its advantage, forcing IUPUI into 15 giveaways and converting them into 24 points. Memphis also limited IUPUI to just 39.6 percent shooting.

The Tigers put together an all-around stellar effort on the offensive end, shooting 51.6 percent (33-of-64) from the floor. Memphis also knocked down 11-of-19 three-point baskets, good for 57.9 percent.

IUPUI	FG-A	3P-A	FT-A	RB	TP	A	TO	B	S	Min
Young	5-14	2-4	4-6	7	16	3	2	0	1	36
Pettiford	1-2	0-0	0-0	2	2	1	1	1	2	28
Nobles	5-11	2-5	6-8	5	18	0	3	0	1	33
Glenn	2-7	0-0	7-8	5	11	1	5	0	0	29
Ashworth	0-3	0-2	0-0	1	0	1	1	0	0	25
Rice	2-5	1-2	0-0	1	5	1	1	0	1	19
Avery	4-6	0-0	7-8	4	15	1	1	0	0	29
Siakam	0-0	0-0	0-0	1	0	0	0	0	0	1
TEAM				3						
<b>Totals</b>	<b>19-48</b>	<b>5-13</b>	<b>24-30</b>	<b>29</b>	<b>67</b>	<b>8</b>	<b>15</b>	<b>1</b>	<b>5</b>	<b>200</b>

Memphis	FG-A	3P-A	FT-A	RB	TP	A	TO	B	S	Min
H.-Niles	7-9	0-0	1-2	9	15	0	2	3	1	19
Sallie	3-7	2-4	1-3	1	9	1	1	0	1	33
Kemp	4-7	1-2	0-0	1	9	8	0	0	1	35
Williams	8-11	5-6	6-7	6	27	5	4	0	2	34
Mack	2-9	0-3	2-2	0	6	0	0	0	0	24
Coleman	3-5	0-0	0-1	6	6	0	1	2	0	22
Witherspoon	4-11	3-4	0-0	5	11	1	3	0	1	21
Barham	0-1	0-0	0-0	1	0	0	0	0	0	3
Stephens	2-4	0-0	0-2	5	4	0	0	0	0	9
TEAM				2						
<b>Totals</b>	<b>33-64</b>	<b>11-19</b>	<b>10-17</b>	<b>36</b>	<b>87</b>	<b>15</b>	<b>11</b>	<b>5</b>	<b>6</b>	<b>200</b>

IUPUI 34 33 — 67  
 Memphis 47 40 — 87

**Officials:** Olson, Shaw O'Neill  
**Attendance:** 17,020

# UPDATED - PLAYER - BIOS

## PIERRE HENDERSON-NILES

# 1

**6-8 - 270**  
**FORWARD - SENIOR**  
**MEMPHIS, TENN.**  
**PATTERSON SCHOOL**



2009-10 Game-By-Game Statistics													
Date/Opponent	FG-A	3P-A	FT-A	RB	TP	A	TO	B	S	Min			
11-13/Jackson State *	2-4	0-0	1-4	5	5	0	2	0	1	18			
11-17/vs. Kansas *	1-3	0-0	1-2	4	3	0	2	0	1	19			
11-20/Tennessee Tech	1-5	0-0	0-0	8	2	0	0	0	0	18			
11-24/Central Arkansas	2-2	0-0	1-2	1	5	0	1	0	1	21			
11-30/Oakland	3-7	0-0	0-0	8	6	0	1	5	0	19			
12-5/Arkansas State	1-9	0-0	0-0	11	2	0	0	1	0	13			
12-9/Montana State	3-6	0-0	2-6	8	8	0	3	3	0	18			
12-12/at UALR	5-6	0-0	0-0	1	10	0	1	0	0	16			
12-19/at UMass	1-2	0-0	0-2	2	2	0	2	0	1	16			
12-22/SEMO *	5-6	0-0	0-1	4	10	2	0	0	2	19			
12-28/IUPUI *	7-9	0-0	1-2	9	15	0	2	3	1	19			
12-31/Tennessee													
1-3/Houston Baptist													
1-6/at Syracuse													
1-9/at Southern Miss													
1-13/East Carolina													
1-16/at Rice													
1-20/UTEP													
1-23/Houston													
1-27/at Marshall													
1-30/at SMU													
2-3/UAB													
2-6/Gonzaga													
2-10/UCF													
2-13/at Tulsa													
2-17/at Tulane													
2-20/SMU													
2-24/at Houston													
2-27/Southern Miss													
3-3/at UAB													
3-6/Tulsa													
<b>Totals</b>	<b>31-59</b>	<b>0-0</b>	<b>6-19</b>	<b>61</b>	<b>68</b>	<b>2</b>	<b>14</b>	<b>12</b>	<b>7</b>	<b>196</b>			
<b>Pct./Avg.</b>	<b>.525</b>	<b>.000</b>	<b>.316</b>	<b>5.5</b>	<b>6.2</b>	<b>0.2</b>	<b>1.3</b>	<b>1.1</b>	<b>0.6</b>	<b>17.8</b>			

*\* indicates start*

- Averaging 12.5 points and 6.5 rebounds in last two games, both of which he started after not starting a game since Nov. 17 against Kansas
- Has tallied double-figure points in three of the last four contests
- Tallied a career-high 15 points against IUPUI, along with nine rebounds. Also had a career-high seven made field goals. Scored the first seven points for the Tigers
- Picked up a career-high two assists against SEMO
- Tallied double figures for the first time since he scored a career-high 12 against Syracuse on 12/20/08, with 10 points scored against UALR
- Set season highs in made free-throws and free-throws attempted against Montana State
- Grabbed a career-high 11 rebounds against Arkansas State
- Recorded a career-high five blocks vs. Oakland
- Played season-high 21 minutes and was two-for-two from the field against Central Arkansas
- Averaged 8.0 points and 7.0 rebounds in two exhibitions games vs. Christian Brothers and LeMoyne-Owen

### Career Highs

Points.....	15 vs. IUPUI (12/28/09)
Rebounds.....	11 vs. Arkansas State (12/5/09)
Field Goals Made.....	7 vs. IUPUI (12/28/09)
Field Goals Attempted.....	9, three times, last vs. IUPUI (12/28/09)
Three-Point Field Goals Made.....	None
Three-Point Field Goals Attempted.....	1 vs. UCF (1/31/07)
Free Throws Made.....	3 vs. Seton Hall (11/21/08)
Free Throws Attempted.....	6, four times, last vs. Montana State (12/9/09)
Assists.....	2 vs. SEMO (12/22/09)
Blocks.....	5 vs. Oakland (11/30/09)
Steals.....	3, three times, last vs. Northeastern (12/31/08)
Minutes Played.....	27 vs. UALR (12/17/08)

### Season Highs

Points.....	15 vs. IUPUI (12/28/09)
Rebounds.....	11 vs. Arkansas State (12/5/09)
Field Goals Made.....	7 vs. IUPUI (12/28/09)
Field Goals Attempted.....	9, two times, last vs. IUPUI (12/28/09)
Three-Point Field Goals Made.....	None
Three-Point Field Goals Attempted.....	None
Free Throws Made.....	2 vs. Montana State (12/9/09)
Free Throws Attempted.....	6 vs. Montana State (12/9/09)
Assists.....	2 vs. SEMO (12/22/09)
Blocks.....	5 vs. Oakland (11/30/09)
Steals.....	2 vs. SEMO (12/22/09)
Minutes Played.....	21 vs. Central Arkansas (11/24/09)

### HENDERSON - NILES CAREER STATISTICS


Year	GP-GS	Min/Avg	— Total —		— 3-Point —		FT-A	Pct	— Rebounds —			PF-FO	A	TO	B	ST	Pts-Avg
			FG-A	Pct	FG-A	Pct			Off-Def	Tot	Avg						
2006-07	25-0	185/7.4	16-38	.421	0-1	.000	7-16	.438	20-34	54	2.2	36-1	4	16	9	8	39-1.6
2007-08	26-0	98/3.8	6-15	.400	0-0	.000	5-18	.278	10-11	21	0.8	24-0	2	4	0	2	17-0.7
2008-09	36-10	453/12.6	36-75	.480	0-0	.000	15-28	.536	51-79	130	3.6	64-2	4	25	13	12	87-2.4
2009-10	11-4	196/17.8	31-59	.525	0-0	.000	6-19	.316	31-30	61	5.5	28-0	2	14	12	7	68-6.2
<b>Total</b>	<b>98-14</b>	<b>932/9.5</b>	<b>91-187</b>	<b>.487</b>	<b>0-1</b>	<b>.000</b>	<b>33-81</b>	<b>.407</b>	<b>112-154</b>	<b>266</b>	<b>2.7</b>	<b>152-3</b>	<b>14</b>	<b>59</b>	<b>34</b>	<b>29</b>	<b>211-2.2</b>

# UPDATED - PLAYER - BIOS

## JAMES HARVEY, JR.

# 2

**6-2 - 200**  
**GUARD - JUNIOR**  
**MEMPHIS, TENN.**  
**SOUTHEASTERN C.C.**



### 2009-10 Game-By-Game Statistics

Date/Opponent	FG-A	3P-A	FT-A	RB	TP	A	TO	B	S	Min
11-13/Jackson State	-DNP (Ineligible until second semester)									
11-17/vs. Kansas	-DNP (Ineligible until second semester)									
11-20/Tennessee Tech	-DNP (Ineligible until second semester)									
11-24/Central Arkansas	-DNP (Ineligible until second semester)									
11-30/Oakland	-DNP (Ineligible until second semester)									
12-5/Arkansas State	-DNP (Ineligible until second semester)									
12-9/Montana State	-DNP (Ineligible until second semester)									
12-12/at UALR	-DNP (Ineligible until second semester)									
12-19/at UMass	-DNP (Ineligible until second semester)									
12-22/SEMO	0-0	0-0	0-2	0	0	0	0	0	0	1
12-28/IUPUI	-DNP-									
12-31/Tennessee	-									
1-3/Houston Baptist	-									
1-6/at Syracuse	-									
1-9/at Southern Miss	-									
1-13/East Carolina	-									
1-16/at Rice	-									
1-20/UTEP	-									
1-23/Houston	-									
1-27/at Marshall	-									
1-30/at SMU	-									
2-3/UAB	-									
2-6/Gonzaga	-									
2-10/UCF	-									
2-13/at Tulsa	-									
2-17/at Tulane	-									
2-20/SMU	-									
2-24/at Houston	-									
2-27/Southern Miss	-									
3-3/at UAB	-									
3-6/Tulsa	-									
<b>Totals</b>	<b>0-0</b>	<b>0-0</b>	<b>0-2</b>	<b>0</b>	<b>0</b>	<b>0</b>	<b>0</b>	<b>0</b>	<b>0</b>	<b>1</b>
<b>Pct./Avg.</b>	<b>.000</b>	<b>.000</b>	<b>.000</b>	<b>0.0</b>	<b>0.0</b>	<b>0.0</b>	<b>0.0</b>	<b>0.0</b>	<b>0.0</b>	<b>1.0</b>

*\* indicates start*

• Made his first appearance as a Memphis Tiger on 12/22/09 against SEMO with one minute of action at the end of the game. Harvey had to sit out the first semester of classes

#### Career Highs

Points .....	None
Rebounds.....	None
Field Goals Made .....	None
Field Goals Attempted.....	None
Three-Point Field Goals Made .....	None
Three-Point Field Goals Attempted.....	None
Free Throws Made.....	None
Free Throws Attempted.....	2 vs. SEMO (12/22/09)
Assists.....	None
Blocks.....	None
Steals.....	None
Minutes Played .....	1 vs. SEMO (12/22/09)

#### Season Highs

Points .....	None
Rebounds.....	None
Field Goals Made .....	None
Field Goals Attempted.....	None
Three-Point Field Goals Made .....	None
Three-Point Field Goals Attempted.....	None
Free Throws Made.....	None
Free Throws Attempted.....	2 vs. SEMO (12/22/09)
Assists.....	None
Blocks.....	None
Steals.....	None
Minutes Played .....	1 vs. SEMO (12/22/09)

### HARVEY, JR. CAREER STATISTICS

Year	GP-GS	Min/Avg	— Total —		— 3-Point —		— Rebounds —			PF-FO	A	TO	B	ST	Pts-Avg	
			FG-A	Pct	FG-A	Pct	Off-Def	Tot	Avg							
2009-10	1-0	1/1.0	0-0	.000	0-0	.000	0-0	.000	0-0	0	0.0	0-0	0	0	0	0-0.0

# UPDATED - PLAYER - BIOS

## ROBURT SALLIE



**6-5 - 196**  
**GUARD - JUNIOR**  
**SACRAMENTO, CALIF.**  
**CC OF SAN FRAN**



### 2009-10 Game-By-Game Statistics

Date/Opponent	FG-A	3P-A	FT-A	RB	TP	A	TO	B	S	Min
11-13/Jackson State *	2-8	1-5	2-5	7	7	4	1	0	4	34
11-17/vs. Kansas *	2-10	0-6	1-1	4	5	0	1	0	4	33
11-20/Tennessee Tech *	4-9	0-3	2-3	1	10	1	1	1	4	29
11-24/Central Arkansas	5-8	3-5	4-4	2	17	0	1	0	2	27
11-30/Oakland *	5-8	2-4	0-0	1	12	2	1	1	3	29
12-5/Arkansas State *	3-9	0-3	3-4	4	9	2	2	3	2	30
12-9/Montana State *	3-6	2-4	0-0	7	8	7	1	0	3	33
12-12/at UALR *	5-9	4-7	4-4	0	18	3	2	0	1	39
12-19/at UMass *	1-9	0-4	3-4	6	5	4	1	0	2	34
12-22/SEMO *	3-10	0-5	1-4	6	7	3	1	2	3	26
12-28/IUPUI *	3-7	2-4	1-3	1	9	1	1	0	1	33
12-31/Tennessee										
1-3/Houston Baptist										
1-6/at Syracuse										
1-9/at Southern Miss										
1-13/East Carolina										
1-16/at Rice										
1-20/UTEP										
1-23/Houston										
1-27/at Marshall										
1-30/at SMU										
2-3/UAB										
2-6/Gonzaga										
2-10/UCF										
2-13/at Tulsa										
2-17/at Tulane										
2-20/SMU										
2-24/at Houston										
2-27/Southern Miss										
3-3/at UAB										
3-6/Tulsa										
<b>Totals</b>	<b>36-93</b>	<b>14-50</b>	<b>21-32</b>	<b>39</b>	<b>107</b>	<b>27</b>	<b>13</b>	<b>7</b>	<b>29</b>	<b>347</b>
<b>Pct./Avg.</b>	<b>.387</b>	<b>.280</b>	<b>.656</b>	<b>3.5</b>	<b>9.7</b>	<b>2.5</b>	<b>1.2</b>	<b>0.6</b>	<b>2.6</b>	<b>31.5</b>

*\* indicates start*

- Currently has 29 steals in 11 games for the Tigers, finished his first season with the Tigers in 2008-09 with 27 steals in 36 games
- Tallied 18 points against UALR, a season high and the second-highest point total in his two-year career
- Played a career-high 39 minutes vs. UALR
- Dished out a career-high seven assists vs. Montana State. Also tied a career high with seven rebounds
- Blocked a career-high three shots against Arkansas State
- Tallied 10 or more points for the third game in a row with his 12 point performance against Oakland.
- Recorded a career-high with four made free-throws against Central Arkansas
- Had three straight games with four steals (Jackson State, Kansas, Tennessee Tech)
- Set career-highs in rebounds (7) and steals (4) in the opening game of the season vs. Jackson State
- Averaged 11.0 points and 4.5 rebounds in two exhibition vs. Christian Brothers and LeMoyne-Owen

#### Career Highs

Points.....	35 vs. Cal State Northridge (3/19/09)
Rebounds.....	7, two times, last vs. Montana State (12/9/09)
Field Goals Made.....	12 vs. Cal State Northridge (3/19/09)
Field Goals Attempted.....	17 vs. Cal State Northridge (3/19/09)
Three-Point Field Goals Made.....	10 vs. Cal State Northridge (3/19/09)
Three-Point Field Goals Attempted.....	15 vs. Cal State Northridge (3/19/09)
Free Throws Made.....	4 vs. Central Arkansas (11/24/09)
Free Throws Attempted.....	5 vs. Jackson State (11/13/09)
Assists.....	7 vs. Montana State (12/9/09)
Blocks.....	3 vs. Arkansas State (12/5/09)
Steals.....	4, three times, last vs. Tennessee Tech (11/20/09)
Minutes Played.....	39 vs. UALR (12/12/09)

#### Season Highs

Points.....	18 vs. UALR (12/12/09)
Rebounds.....	7, two times, last vs. Montana State (12/9/09)
Field Goals Made.....	5, three times, last vs. UALR (12/12/09)
Field Goals Attempted.....	10, two times, last vs. SEMO (12/22/09)
Three-Point Field Goals Made.....	4 vs. UALR (12/12/09)
Three-Point Field Goals Attempted.....	7 vs. UALR (12/12/09)
Free Throws Made.....	4 vs. Central Arkansas (11/24/09)
Free Throws Attempted.....	5 vs. Jackson State (11/13/09)
Assists.....	7 vs. Montana State (12/9/09)
Blocks.....	3 vs. Arkansas State (12/5/09)
Steals.....	4, three times, last vs. Tennessee Tech (11/20/09)
Minutes Played.....	39 vs. UALR (12/12/09)

### SALLIE CAREER STATISTICS

Year	GP-GS	Min/Avg	— Total —		— 3-Point —		— Rebounds —					PF-FO	A	TO	B	ST	Pts-Avg
			FG-A	Pct	FG-A	Pct	FT-A	Pct	Off-Def	Tot	Avg						
2008-09	36-0	551/15.3	67-162	.414	55-117	.470	21-26	.808	16-41	57	1.6	59-2	27	11	11	27	210-5.8
2009-10	11-10	347/31.5	36-93	.387	14-50	.280	21-32	.656	12-27	39	3.5	21-0	27	13	7	29	107-9.7
<b>Total</b>	<b>47-10</b>	<b>898/19.1</b>	<b>103-255</b>	<b>.404</b>	<b>69-167</b>	<b>.413</b>	<b>42-58</b>	<b>.724</b>	<b>28-68</b>	<b>96</b>	<b>2.0</b>	<b>80-2</b>	<b>54</b>	<b>24</b>	<b>18</b>	<b>56</b>	<b>317-6.7</b>

# UPDATED - PLAYER - BIOS

## WILLIE KEMP

5

**6-2 - 184**  
**GUARD - SENIOR**  
**BOLIVAR, TENN.**  
**BOLIVAR CENTRAL**



### 2009-10 Game-By-Game Statistics

Date/Opponent	FG-A	3P-A	FT-A	RB	TP	A	TO	B	S	Min
11-13/Jackson State *	1-3	0-2	2-2	4	4	3	3	1	2	33
11-17/vs. Kansas *	2-9	1-3	2-2	1	7	3	2	0	1	35
11-20/Tennessee Tech *	4-6	3-5	0-0	4	11	6	1	0	1	29
11-24/Central Arkansas *	3-5	1-2	4-4	0	11	4	4	0	0	30
11-30/Oakland *	2-6	1-2	0-0	2	5	4	3	0	2	32
12-5/Arkansas State *	4-14	0-3	3-7	8	11	6	2	1	2	32
12-9/Montana State *	2-5	1-3	1-6	2	6	4	4	0	2	31
12-12/at UALR *	1-5	1-4	3-6	2	6	4	1	0	1	36
12-19/at UMass *	2-8	1-3	4-4	0	9	3	2	0	4	32
12-22/SEMO *	4-8	1-3	1-1	4	10	3	2	0	4	31
12-28/IUPUI *	4-7	1-2	0-0	1	9	8	0	0	1	35
12-31/Tennessee										
1-3/Houston Baptist										
1-6/at Syracuse										
1-9/at Southern Miss										
1-13/East Carolina										
1-16/at Rice										
1-20/UTEP										
1-23/Houston										
1-27/at Marshall										
1-30/at SMU										
2-3/UAB										
2-6/Gonzaga										
2-10/UCF										
2-13/at Tulsa										
2-17/at Tulane										
2-20/SMU										
2-24/at Houston										
2-27/Southern Miss										
3-3/at UAB										
3-6/Tulsa										
<b>Totals</b>	<b>29-76</b>	<b>11-32</b>	<b>20-32</b>	<b>28</b>	<b>89</b>	<b>48</b>	<b>24</b>	<b>2</b>	<b>20</b>	<b>356</b>
<b>Pct./Avg.</b>	<b>.382</b>	<b>.344</b>	<b>.625</b>	<b>2.5</b>	<b>8.1</b>	<b>4.4</b>	<b>2.2</b>	<b>0.2</b>	<b>1.8</b>	<b>32.4</b>

*\* indicates start*

- Dished out a season-high eight assists and had no turnovers vs. IUPUI. Also connected on a season-high tying four made field goals
- Matched season high with four steals against SEMO. Also tied season high with four made field goals
- Set season high with four steals and tied season high with four made free-throws against UMass
- Appeared in career-high 36 minutes vs. UALR
- Secured a career-high eight rebounds against Arkansas State
- Also set a career high with 14 shot attempts against Arkansas State
- Dished out six assists for the second time this season against Arkansas State
- Secured a block against Arkansas State, his eighth of his career
- Scored 11 points against Tennessee Tech, was his highest point total since he scored nine points against East Carolina on 1/28/09
- Averaged 8.5 points and 4.0 rebounds in two exhibition games vs. Christian Brothers and LeMoyné-Owen

#### Career Highs

Points	.....22 vs. Arkansas State (11/20/07)
Rebounds	.....8 vs. Arkansas State (12/5/09)
Field Goals Made	.....8, two times, last vs. Arkansas State (11/20/07)
Field Goals Attempted	.....14 vs. Arkansas State (12/5/09)
Three-Point Field Goals Made	.....6, two times, last vs. Arkansas State (11/20/07)
Three-Point Field Goals Attempted	.....9 vs. Cincinnati (1/4/07)
Free Throws Made	.....6 vs. Seton Hall (11/21/08)
Free Throws Attempted	.....7, two times, last vs. Arkansas State (12/5/09)
Assists	.....9 vs. Middle Tennessee (12/23/06)
Blocks	.....1, eight times, last vs. Arkansas State (12/5/09)
Steals	.....5 vs. Tulsa (1/13/09)
Minutes Played	.....35 vs. Kansas (11/17/09)

#### Season Highs

Points	.....11, three times, last vs. Arkansas State (12/5/09)
Rebounds	.....8 vs. Arkansas State (12/5/09)
Field Goals Made	.....4, four times, last vs. IUPUI (12/28/09)
Field Goals Attempted	.....14 vs. Arkansas State (12/5/09)
Three-Point Field Goals Made	.....3 vs. Tennessee Tech (11/20/09)
Three-Point Field Goals Attempted	.....5 vs. Tennessee Tech (11/20/09)
Free Throws Made	.....4, two times, last vs. UMass (12/19/09)
Free Throws Attempted	.....7 vs. Arkansas State (12/5/09)
Assists	.....8 vs. IUPUI (12/28/09)
Blocks	.....1, two times, last vs. Arkansas State (12/5/09)
Steals	.....4, two times, last vs. SEMO (12/22/09)
Minutes Played	.....36 vs. UALR (12/12/09)

### KEMP CAREER STATISTICS


Year	GP-GS	Min/Avg	— Total —		— 3-Point —		— Rebounds —			PF-FO	A	TO	B	ST	Pts-Avg		
			FG-A	Pct	FG-A	Pct	FT-A	Pct	Off-Def							Tot	Avg
2006-07	37-36	793/21.4	85-223	.381	51-132	.386	16-39	.410	21-64	85	2.3	55-1	82	48	2	24	237-6.4
2007-08	40-0	552/13.8	67-175	.383	51-139	.367	16-25	.640	9-30	39	1.0	25-0	60	20	3	25	201-5.0
2008-09	36-2	485/13.5	32-113	.283	21-80	.263	21-33	.636	10-22	32	0.9	29-0	44	19	1	33	106-2.9
2009-10	11-11	356/32.4	29-76	.382	11-32	.344	20-32	.625	8-20	28	2.5	17-0	48	24	2	20	89-8.1
<b>Total</b>	<b>124-49</b>	<b>2186/17.6</b>	<b>213-589</b>	<b>.362</b>	<b>134-383</b>	<b>.350</b>	<b>73-129</b>	<b>.566</b>	<b>48-136</b>	<b>184</b>	<b>1.5</b>	<b>126-1</b>	<b>234</b>	<b>111</b>	<b>8</b>	<b>102</b>	<b>633-5.1</b>

# UPDATED - PLAYER - BIOS

## WILL COLEMAN

# 10

**6-9 - 250**  
**FORWARD - JUNIOR**  
**COLUMBUS, GA.**  
**MIAMI DADE COLLEGE**



### 2009-10 Game-By-Game Statistics

Date/Opponent	FG-A	3P-A	FT-A	RB	TP	A	TO	B	S	Min
11-13/Jackson State	5-7	0-0	6-7	10	16	0	1	5	0	21
11-17/vs. Kansas	4-6	0-0	0-0	5	8	0	3	2	2	24
11-20/Tennessee Tech *	3-4	0-0	3-8	8	9	1	3	3	1	22
11-24/Central Arkansas *	2-3	0-0	1-2	6	5	2	0	2	0	25
11-30/Oakland *	6-8	0-0	0-1	6	12	1	1	4	1	26
12-5/Arkansas State *	3-5	0-0	2-5	10	8	0	1	1	0	19
12-9/Montana State *	1-2	0-0	0-0	4	2	2	0	2	1	17
12-12/at UALR *	1-3	0-0	3-5	8	5	1	0	3	0	30
12-19/at UMass *	0-2	0-0	4-4	4	4	0	0	1	3	16
12-22/SEMO	1-2	0-0	0-0	3	2	1	1	2	0	20
12-28/IUPUI	3-5	0-0	0-1	6	6	0	1	2	0	22
12-31/Tennessee										
1-3/Houston Baptist										
1-6/at Syracuse										
1-9/at Southern Miss										
1-13/East Carolina										
1-16/at Rice										
1-20/UTEP										
1-23/Houston										
1-27/at Marshall										
1-30/at SMU										
2-3/UAB										
2-6/Gonzaga										
2-10/UCF										
2-13/at Tulsa										
2-17/at Tulane										
2-20/SMU										
2-24/at Houston										
2-27/Southern Miss										
3-3/at UAB										
3-6/Tulsa										
<b>Totals</b>	<b>29-47</b>	<b>0-0</b>	<b>19-33</b>	<b>70</b>	<b>77</b>	<b>8</b>	<b>11</b>	<b>27</b>	<b>8</b>	<b>242</b>
<b>Pct./Avg.</b>	<b>.617</b>	<b>.000</b>	<b>.576</b>	<b>6.4</b>	<b>7.0</b>	<b>0.7</b>	<b>1.0</b>	<b>2.5</b>	<b>0.7</b>	<b>22.0</b>

*\* indicates start*

- Secured a season-high three steals vs. UMass
- Appeared in a season-high 30 minutes vs. UALR
- Grabbed 10 rebounds for the second time this season against Arkansas State
- Scored 12 second-half points on six of eight shooting from the field vs. Oakland. Tallied the first six points of the second half.
- Had second-highest point total of any Memphis player with eight points against No. 1 Kansas, also had five rebounds
- Double-double against Jackson State is the first time a Memphis player has secured a double-double in his first career regular season game since Joey Dorsey did so in his first career game on Nov. 12, 2004 against Savannah State. Dorsey had 10 points and 16 rebounds in the contest
- Had 16 points and 10 rebounds vs. Jackson State, also blocked five shots
- Averaged 8.5 points and 4.0 rebounds in two exhibition games vs. Christian Brothers and LeMoyne-Owen

#### Career Highs

Points .....	16 vs. Jackson State (11/13/09)
Rebounds.....	10, two times, last vs. Arkansas State (12/5/09)
Field Goals Made .....	6 vs. Oakland (11/30/09)
Field Goals Attempted.....	8 vs. Oakland (11/30/09)
Three-Point Field Goals Made .....	None
Three-Point Field Goals Attempted.....	None
Free Throws Made.....	6 vs. Jackson State (11/13/09)
Free Throws Attempted.....	8 vs. Tennessee Tech (11/20/09)
Assists.....	2, two times, last vs. Montana State (12/9/09)
Blocks.....	5 vs. Jackson State (11/13/09)
Steals.....	3 vs. UMass (12/19/09)
Minutes Played .....	30 vs. UALR (12/12/09)

#### Season Highs

Points .....	16 vs. Jackson State (11/13/09)
Rebounds.....	10, two times, last vs. Arkansas State (12/5/09)
Field Goals Made .....	6 vs. Oakland (11/30/09)
Field Goals Attempted.....	8 vs. Oakland (11/30/09)
Three-Point Field Goals Made .....	None
Three-Point Field Goals Attempted.....	None
Free Throws Made.....	6 vs. Jackson State (11/13/09)
Free Throws Attempted.....	8 vs. Tennessee Tech (11/20/09)
Assists.....	2, two times, last vs. Montana State (12/9/09)
Blocks.....	5 vs. Jackson State (11/13/09)
Steals.....	3 vs. UMass (12/19/09)
Minutes Played .....	30 vs. UALR (12/12/09)

### COLEMAN CAREER STATISTICS

Year	GP-GS	Min/Avg	— Total —		— 3-Point —		— Rebounds —			PF-FO	A	TO	B	ST	Pts-Avg		
			FG-A	Pct	FG-A	Pct	FT-A	Pct	Off-Def							Tot	Avg
2009-10	11-7	242/22.0	29-47	.617	0-0	.000	19-33	.576	29-41	70	6.4	28-1	8	11	27	8	77-7.0

# UPDATED - PLAYER - BIOS

## WESLEY WITHERSPOON

# 11

**6-9 - 210**  
**FORWARD/GUARD - So.**  
**ATLANTA, GA.**  
**BERKMAR**



### 2009-10 Game-By-Game Statistics

Date/Opponent	FG-A	3P-A	FT-A	RB	TP	A	TO	B	S	Min
11-13/Jackson State *	3-9	2-5	5-7	4	13	1	1	1	1	20
11-17/vs. Kansas *	2-6	0-2	0-0	2	4	0	2	0	0	26
11-20/Tennessee Tech	4-5	1-2	0-3	3	9	2	3	1	3	21
11-24/Central Arkansas	4-7	2-4	1-1	3	11	2	6	1	1	23
11-30/Oakland	3-5	0-1	0-0	4	6	1	2	0	3	19
12-5/Arkansas State	3-9	0-2	1-2	4	7	1	3	0	1	20
12-9/Montana State	4-5	2-3	3-4	8	13	0	0	2	0	25
12-12/at UALR	3-6	1-2	2-2	2	9	1	3	1	1	15
12-19/at UMass	5-12	1-3	3-3	6	14	0	2	0	0	19
12-22/SEMO	5-8	1-2	4-5	4	15	2	2	1	2	22
12-28/IUPUI	4-11	3-4	0-0	5	11	1	3	0	1	21
12-31/Tennessee										
1-3/Houston Baptist										
1-6/at Syracuse										
1-9/at Southern Miss										
1-13/East Carolina										
1-16/at Rice										
1-20/UTEP										
1-23/Houston										
1-27/at Marshall										
1-30/at SMU										
2-3/UAB										
2-6/Gonzaga										
2-10/UCF										
2-13/at Tulsa										
2-17/at Tulane										
2-20/SMU										
2-24/at Houston										
2-27/Southern Miss										
3-3/at UAB										
3-6/Tulsa										
<b>Totals</b>	<b>40-83</b>	<b>13-30</b>	<b>19-27</b>	<b>45</b>	<b>112</b>	<b>11</b>	<b>23</b>	<b>7</b>	<b>13</b>	<b>221</b>
<b>Pct./Avg.</b>	<b>.482</b>	<b>.433</b>	<b>.704</b>	<b>4.1</b>	<b>10.2</b>	<b>1.0</b>	<b>2.1</b>	<b>0.6</b>	<b>1.2</b>	<b>20.1</b>

*\* indicates start*

- Has tallied double-figure scoring in four of his last five contests. Averaging 13.3 points over the last three games
- Connected on a career-high three made three-pointers against IUPUI. Has already hit 10 more three-pointers than he did all of last season. Currently shooting 43-percent from beyond the arc
- Recorded a career high with 15 points against SEMO, also matched career high with five made field goals
- Scored 14 points on a career-high five made field goals against UMass
- Secured a career-high-tying eight rebounds and made a career high tying two three pointers vs. Montana State
- Tied a career-high with two made three-pointers against Central Arkansas
- Set career-highs with two made three-point field goals and five made free-throws against Jackson State
- Averaged 13.5 points and 6.5 rebounds in two exhibition games vs. Christian Brothers and LeMoyne-Owen

#### Career Highs

Points.....	15 vs. SEMO (12/22/09)
Rebounds.....	8, two times, last vs. Montana State (12/9/09)
Field Goals Made.....	5, two times, last vs. SEMO (12/22/09)
Field Goals Attempted.....	12 vs. UMass (12/19/09)
Three-Point Field Goals Made.....	3 vs. IUPUI (12/28/09)
Three-Point Field Goals Attempted.....	5 vs. Jackson State (11/13/09)
Free Throws Made.....	5 vs. Jackson State (11/13/09)
Free Throws Attempted.....	8 vs. Seton Hall (11/21/08)
Assists.....	3, four times, last vs. Rice (1/21/09)
Blocks.....	2, four times, last vs. Montana State (12/9/09)
Steals.....	3, four times, last vs. Oakland (11/30/09)
Minutes Played.....	29 vs. Georgetown (12/13/08)

#### Season Highs

Points.....	15 vs. SEMO (12/22/09)
Rebounds.....	8 vs. Montana State (12/9/09)
Field Goals Made.....	5, two times, last vs. SEMO (12/22/09)
Field Goals Attempted.....	12 vs. UMass (12/19/09)
Three-Point Field Goals Made.....	3 vs. IUPUI (12/28/09)
Three-Point Field Goals Attempted.....	5 vs. Jackson State (11/13/09)
Free Throws Made.....	5 vs. Jackson State (11/13/09)
Free Throws Attempted.....	7 vs. Jackson State (11/13/09)
Assists.....	2, three times, last vs. SEMO (12/22/09)
Blocks.....	2 vs. Montana State (12/9/09)
Steals.....	3, two times, last vs. Oakland (11/30/09)
Minutes Played.....	26 vs. Kansas (11/17/09)

### WITHERSPOON CAREER STATISTICS


Year	GP-GS	Min/Avg	— Total —		— 3-Point —		— Rebounds —				PF-FO	A	TO	B	ST	Pts-Avg	
			FG-A	Pct	FG-A	Pct	FT-A	Pct	Off-Def	Tot							Avg
2008-09	31-5	424/13.7	48-100	.480	3-14	.214	25-49	.410	15-52	67	2.2	61-1	25	30	12	23	124-4.0
2009-10	11-2	221/20.1	40-83	.482	13-30	.433	19-27	.704	14-31	45	4.1	29-1	11	23	7	13	112-10.2
<b>Total</b>	<b>42-7</b>	<b>645/15.4</b>	<b>88-183</b>	<b>.481</b>	<b>16-44</b>	<b>.364</b>	<b>44-76</b>	<b>.579</b>	<b>29-83</b>	<b>112</b>	<b>2.7</b>	<b>90-2</b>	<b>36</b>	<b>53</b>	<b>19</b>	<b>36</b>	<b>236-5.6</b>

# UPDATED - PLAYER - BIOS

## DREW BARHAM

# 12

**6-7 - 180**  
**FORWARD/GUARD - FR.**  
**CORDOVA, TENN.**  
**CHRISTIAN BROTHERS**



### 2009-10 Game-By-Game Statistics

Date/Opponent	FG-A	3P-A	FT-A	RB	TP	A	TO	B	S	Min
11-13/Jackson State	2-2	1-1	2-3	2	7	0	0	0	0	6
11-17/vs. Kansas			-DNP-							
11-20/Tennessee Tech	2-6	1-3	0-0	1	5	0	0	0	1	10
11-24/Central Arkansas	0-3	0-1	0-0	1	0	1	0	0	0	5
11-30/Oakland	2-4	2-4	0-0	1	6	0	0	0	1	4
12-5/Arkansas State	0-1	0-1	0-0	0	0	0	0	0	0	2
12-9/Montana State	1-3	1-3	1-4	0	4	0	0	0	1	6
12-12/at UALR	0-0	0-0	0-0	0	0	0	0	0	0	1
12-19/at UMass			-DNP-							
12-22/SEMO	0-4	0-2	0-0	0	0	0	1	0	0	6
12-28/IUPUI	0-1	0-0	0-0	1	0	0	0	0	0	3
12-31/Tennessee										
1-3/Houston Baptist										
1-6/at Syracuse										
1-9/at Southern Miss										
1-13/East Carolina										
1-16/at Rice										
1-20/UTEP										
1-23/Houston										
1-27/at Marshall										
1-30/at SMU										
2-3/UAB										
2-6/Gonzaga										
2-10/UCF										
2-13/at Tulsa										
2-17/at Tulane										
2-20/SMU										
2-24/at Houston										
2-27/Southern Miss										
3-3/at UAB										
3-6/Tulsa										
<b>Totals</b>	<b>7-24</b>	<b>5-15</b>	<b>3-7</b>	<b>6</b>	<b>22</b>	<b>1</b>	<b>1</b>	<b>0</b>	<b>3</b>	<b>43</b>
<b>Pct./Avg.</b>	<b>.292</b>	<b>.333</b>	<b>.429</b>	<b>0.7</b>	<b>2.4</b>	<b>0.1</b>	<b>0.1</b>	<b>0.0</b>	<b>0.3</b>	<b>4.8</b>

\* indicates start

- Scored four points in six minutes vs. Montana State
- Appeared in two minutes of action against Arkansas State
- Connected on two-of-four shots from beyond the arc for six points in four minute of action vs. Oakland
- Grabbed one offensive rebound and dished out one assist in five minutes against Central Arkansas
- Tallied five points in 10 minutes vs. Tennessee Tech
- Scored seven points in six minutes in his first career regular season game
- Was a perfect 2-2 against Jackson State, hitting a three-pointer and a two-point field goal, also was 2-3 from the charity stripe
- Averaged 0.0 points and 1.5 rebounds in 29 minutes of exhibition play vs. Christian Brothers and LeMoyné-Owen

#### Career Highs

Points ..... 7 vs. Jackson State (11/13/09)  
 Rebounds..... 2 vs. Jackson State (11/13/09)  
 Field Goals Made ..... 2, three times, last vs. Oakland (11/30/09)  
 Field Goals Attempted..... 6 vs. Tennessee Tech (11/20/09)  
 Three-Point Field Goals Made ..... 2 vs. Oakland (11/30/09)  
 Three-Point Field Goals Attempted..... 4 vs. Oakland (11/30/09)  
 Free Throws Made..... 2 vs. Jackson State (11/13/09)  
 Free Throws Attempted..... 4 vs. Montana State (12/9/09)  
 Assists..... 1 vs. Central Arkansas (11/24/09)  
 Blocks..... None  
 Steals..... 1, three times, last vs. Montana State (12/9/09)  
 Minutes Played ..... 10 vs. Tennessee Tech (11/20/09)

#### Season Highs

Points ..... 7 vs. Jackson State (11/13/09)  
 Rebounds..... 2 vs. Jackson State (11/13/09)  
 Field Goals Made ..... 2, three times, last vs. Oakland (11/30/09)  
 Field Goals Attempted..... 6 vs. Tennessee Tech (11/20/09)  
 Three-Point Field Goals Made ..... 2 vs. Oakland (11/30/09)  
 Three-Point Field Goals Attempted..... 4 vs. Oakland (11/30/09)  
 Free Throws Made..... 2 vs. Jackson State (11/13/09)  
 Free Throws Attempted..... 4 vs. Montana State (12/9/09)  
 Assists..... 1 vs. Central Arkansas (11/24/09)  
 Blocks..... None  
 Steals..... 1, three times, last vs. Montana State (12/9/09)  
 Minutes Played ..... 10 vs. Tennessee Tech (11/20/09)

### BARHAM CAREER STATISTICS

Year	GP-GS	Min/Avg	— Total —		— 3-Point —		— Rebounds —					PF-FO	A	TO	B	ST	Pts-Avg
			FG-A	Pct	FG-A	Pct	FT-A	Pct	Off-Def	Tot	Avg						
2009-10	9-0	43/4.8	7-24	.292	5-15	.333	3-7	.429	3-3	6	0.7	10-0	1	1	0	3	22-2.4

# UPDATED - PLAYER - BIOS

## CHARLES HOLT

14

**6-0 - 170**  
**GUARD - FR.**  
**JACKSON, TENN.**  
**LIBERTY TECH**



### 2009-10 Game-By-Game Statistics

Date/Opponent	FG-A	3P-A	FT-A	RB	TP	A	TO	B	S	Min
11-13/Jackson State	0-0	0-0	0-0	0	0	0	0	0	0	1
11-17/vs. Kansas			-DNP-							
11-20/Tennessee Tech	0-0	0-0	0-0	0	0	0	1	0	0	2
11-24/Central Arkansas	0-0	0-0	1-2	0	1	0	1	0	0	2
11-30/Oakland	0-1	0-0	0-0	0	0	0	0	0	0	2
12-5/Arkansas State			-DNP-							
12-9/Montana State	0-1	0-0	1-2	1	1	0	0	0	0	2
12-12/at UALR			-DNP-							
12-19/at UMass			-DNP-							
12-22/SEMO			-DNP-							
12-28/IUPUI			-DNP-							
12-31/Tennessee										
1-3/Houston Baptist										
1-6/at Syracuse										
1-9/at Southern Miss										
1-13/East Carolina										
1-16/at Rice										
1-20/UTEP										
1-23/Houston										
1-27/at Marshall										
1-30/at SMU										
2-3/UAB										
2-6/Gonzaga										
2-10/UCF										
2-13/at Tulsa										
2-17/at Tulane										
2-20/SMU										
2-24/at Houston										
2-27/Southern Miss										
3-3/at UAB										
3-6/Tulsa										
<b>Totals</b>	<b>0-2</b>	<b>0-0</b>	<b>2-4</b>	<b>1</b>	<b>2</b>	<b>0</b>	<b>2</b>	<b>0</b>	<b>0</b>	<b>9</b>
<b>Pct./Avg.</b>	<b>.000</b>	<b>.000</b>	<b>.500</b>	<b>0.2</b>	<b>0.4</b>	<b>0.0</b>	<b>0.4</b>	<b>0.0</b>	<b>0.0</b>	<b>1.8</b>

*\* indicates start*

- Scored one point and tallied one rebound in two minutes vs. Montana State
- Appeared in two minutes vs. Oakland, missing his only shot from the field
- Hit first career point on a made free-throw vs. Central Arkansas
- Appeared in two minutes of action against Tennessee Tech
- Appeared in one minute of action vs. Jackson State
- Connected on a three-pointer against LeMoyne-Owen in exhibition action

#### Career Highs

Points ..... 1, two times, last vs. Montana State (12/9/09)  
 Rebounds..... 1 vs. Montana Stae (12/9/09)  
 Field Goals Made .....None  
 Field Goals Attempted..... 1, two times, last vs. Montana State (12/9/09)  
 Three-Point Field Goals Made .....None  
 Three-Point Field Goals Attempted.....None  
 Free Throws Made..... 1, two times, last vs. Montana State (12/9/09)  
 Free Throws Attempted..... 2, two times, last vs. Montana State (12/9/09)  
 Assists .....None  
 Blocks.....None  
 Steals.....None  
 Minutes Played ..... 2, four times, last vs. Montana State (12/9/09)

#### Season Highs

Points ..... 1, two times, last vs. Montana State (12/9/09)  
 Rebounds..... 1 vs. Montana Stae (12/9/09)  
 Field Goals Made .....None  
 Field Goals Attempted..... 1, two times, last vs. Montana State (12/9/09)  
 Three-Point Field Goals Made .....None  
 Three-Point Field Goals Attempted.....None  
 Free Throws Made..... 1, two times, last vs. Montana State (12/9/09)  
 Free Throws Attempted..... 2, two times, last vs. Montana State (12/9/09)  
 Assists .....None  
 Blocks.....None  
 Steals.....None  
 Minutes Played ..... 2, four times, last vs. Montana State (12/9/09)

### HOLT CAREER STATISTICS


Year	GP-GS	Min/Avg	— Total —		— 3-Point —		— Rebounds —			PF-FO	A	TO	B	ST	Pts-Avg		
			FG-A	Pct	FG-A	Pct	FT-A	Pct	Off-Def							Tot	Avg
2009-10	5-0	9/1.8	0-2	.000	0-0	.000	2-4	.500	1-0	1	0.2	1-0	0	2	0	0	2-0.4

# UPDATED - PLAYER - BIOS

## ELLIOT WILLIAMS

# 15

**6-5 - 180**  
**GUARD - So.**  
**MEMPHIS, TENN.**  
**ST. GEORGE'S**



2000-10 Game-By-Game Statistics														
Date/Opponent	FG-A	3P-A	FT-A	RB	TP	A	TO	B	S	Min				
11-13/Jackson State *	5-11	2-6	7-11	3	19	3	3	0	2	33				
11-17/vs. Kansas *	6-18	3-11	6-8	6	21	0	2	1	1	39				
11-20/Tennessee Tech *	8-12	0-2	7-8	4	23	4	3	0	2	28				
11-24/Central Arkansas *	7-15	4-8	2-3	5	20	8	1	0	0	27				
11-30/Oakland *	8-14	2-4	2-2	2	20	2	5	0	3	34				
12-5/Arkansas State *	6-10	0-2	8-12	4	20	2	3	0	1	38				
12-9/Montana State *	8-15	0-3	6-7	6	22	4	2	0	5	29				
12-12/at UALR *	4-7	2-4	11-15	6	21	2	2	1	2	32				
12-19/at UMass *	3-12	2-8	7-7	0	15	4	2	0	1	33				
12-22/SEMO *	7-13	2-6	4-5	9	20	8	4	0	0	31				
12-28/IUPUI *	8-11	5-6	6-7	6	27	5	4	0	2	34				
12-31/Tennessee														
1-3/Houston Baptist														
1-6/at Syracuse														
1-9/at Southern Miss														
1-13/East Carolina														
1-16/at Rice														
1-20/UTEP														
1-23/Houston														
1-27/at Marshall														
1-30/at SMU														
2-3/UAB														
2-6/Gonzaga														
2-10/UCF														
2-13/at Tulsa														
2-17/at Tulane														
2-20/SMU														
2-24/at Houston														
2-27/Southern Miss														
3-3/at UAB														
<b>Totals</b>	<b>70-138</b>	<b>22-60</b>	<b>66-87</b>	<b>51</b>	<b>228</b>	<b>42</b>	<b>31</b>	<b>2</b>	<b>19</b>	<b>358</b>				
<b>Pct./Avg.</b>	<b>.507</b>	<b>.367</b>	<b>.759</b>	<b>4.6</b>	<b>20.7</b>	<b>3.8</b>	<b>2.8</b>	<b>0.2</b>	<b>1.7</b>	<b>32.5</b>				

*\* indicates start*

- Tallied a career-high 27 points vs. IUPUI. Also tied a career high with eight made field goals and five made three-point field goals
- Tied a career high with eight assists against SEMO. Also recorded a season-high nine rebounds
- Tallied 20 points or more in seven-straight games from 11/17 to 12/19 becoming the first player to do so since Anfernee Hardaway tallied 20 or more points during 12 straight games during the 1992-93 season
- Connected on a career-high 11 free throws vs. UALR. Also set career high with 15 free-throw attempts
- Set career high with five steals against Montana State. Also tied career high with eight made field goals
- Tied career-high with eight made field-goals against Oakland en route to scoring 20 points against the Golden Grizzlies
- Hit a career-high four three-pointers and dished out a career-high eight assists vs. Central Arkansas
- Set career-high with eight made field goals against Tennessee Tech. Tied a career-high with seven made free-throws
- Tallied career-high 21 points vs. No. 1 Kansas, also set career-highs in field goals made, field goals attempted, three-point field goals attempted and minutes

### Career Highs

Points.....	27 vs. IUPUI (12/28/09)
Rebounds.....	11 vs. Georgia Southern (11/18/08)
Field Goals Made.....	8, four times, last vs. IUPUI (12/28/09)
Field Goals Attempted.....	18 vs. Kansas (11/17/09)
Three-Point Field Goals Made.....	5 vs. IUPUI (12/28/09)
Three-Point Field Goals Attempted.....	11 vs. Kansas (11/17/09)
Free Throws Made.....	11 vs. UALR (12/12/09)
Free Throws Attempted.....	15 vs. UALR (12/12/09)
Assists.....	8, two times, last vs. SEMO (12/22/09)
Blocks.....	1, three times, last vs. UALR (12/12/09)
Steals.....	5 vs. Montana State (12/9/09)
Minutes Played.....	39 vs. Kansas (11/17/09)

### Season Highs

Points.....	27 vs. IUPUI (12/28/09)
Rebounds.....	9 vs. SEMO (12/22/09)
Field Goals Made.....	8, four times, last vs. IUPUI (12/28/09)
Field Goals Attempted.....	18 vs. Kansas (11/17/09)
Three-Point Field Goals Made.....	5 vs. IUPUI (12/28/09)
Three-Point Field Goals Attempted.....	11 vs. Kansas (11/17/09)
Free Throws Made.....	11 vs. UALR (12/12/09)
Free Throws Attempted.....	15 vs. UALR (12/12/09)
Assists.....	8, two times, last vs. SEMO (12/22/09)
Blocks.....	1, two times, last vs. UALR (12/12/09)
Steals.....	5 vs. Montana State (12/9/09)
Minutes Played.....	39 vs. Kansas (11/17/09)

### WILLIAMS CAREER STATISTICS

Year	GP-GS	Min/Avg	— Total —		— 3-Point —		— Rebounds —			PF-FO	A	TO	B	ST	Pts-Avg		
			FG-A	Pct	FG-A	Pct	FT-A	Pct	Off-Def							Tot	Avg
2008-09 *	34-12	563/16.6	56-127	.441	9-36	.250	23-46	.500	29-48	77	2.3	58-0	23	29	1	21	144-4.2
2009-10 *	11-11	358/32.5	70-138	.507	22-60	.367	66-87	.759	12-39	51	4.6	20-0	42	31	2	19	228-20.7
<b>Total</b>	<b>45-23</b>	<b>887/20.2</b>	<b>126-265</b>	<b>.475</b>	<b>31-96</b>	<b>.323</b>	<b>89-133</b>	<b>.669</b>	<b>41-87</b>	<b>128</b>	<b>2.8</b>	<b>78-0</b>	<b>65</b>	<b>60</b>	<b>3</b>	<b>40</b>	<b>372-8.3</b>

\* Competed at Duke as a freshman during the 2008-09 season

# UPDATED - PLAYER - BIOS

## DONEAL MACK

# 20

**6-5 - 187**  
**GUARD - SR.**  
**CHARLOTTE, N.C.**  
**STATESVILLE CHRISTIAN**



### 2009-10 Game-By-Game Statistics

Date/Opponent	FG-A	3P-A	FT-A	RB	TP	A	TO	B	S	Min
11-13/Jackson State	2-4	2-3	2-2	1	8	2	1	0	0	20
11-17/vs. Kansas	2-3	2-3	1-3	0	7	1	1	0	0	24
11-20/Tennessee Tech *	8-14	4-9	0-0	3	20	1	1	0	1	25
11-24/Central Arkansas *	2-4	2-4	0-0	1	6	0	0	0	1	20
11-30/Oakland *	2-5	0-1	0-0	1	4	3	0	0	2	21
12-5/Arkansas State *	4-9	1-2	2-3	1	11	1	0	0	3	32
12-9/Montana State *	2-12	0-6	2-2	3	6	0	0	1	0	24
12-12/at UALR *	4-11	4-11	0-0	2	12	3	0	0	0	24
12-19/at UMass *	9-13	4-7	1-1	3	23	1	0	2	2	36
12-22/SEMO *	7-11	4-8	1-2	4	19	3	1	2	2	28
12-28/IUPUI *	2-9	0-3	2-2	0	6	0	0	0	0	24
12-31/Tennessee										
1-3/Houston Baptist										
1-6/at Syracuse										
1-9/at Southern Miss										
1-13/East Carolina										
1-16/at Rice										
1-20/UTEP										
1-23/Houston										
1-27/at Marshall										
1-30/at SMU										
2-3/UAB										
2-6/Gonzaga										
2-10/UCF										
2-13/at Tulsa										
2-17/at Tulane										
2-20/SMU										
2-24/at Houston										
2-27/Southern Miss										
3-3/at UAB										
<b>Totals</b>	<b>44-95</b>	<b>23-57</b>	<b>11-15</b>	<b>19</b>	<b>122</b>	<b>15</b>	<b>4</b>	<b>5</b>	<b>11</b>	<b>278</b>
<b>Pct./Avg.</b>	<b>.463</b>	<b>.404</b>	<b>.733</b>	<b>1.7</b>	<b>11.1</b>	<b>1.4</b>	<b>0.4</b>	<b>0.5</b>	<b>1.0</b>	<b>25.3</b>

*\* indicates start*

- Needs 41 points to reach the 1,000-point plateau
- Tied a career high with eight assists against SEMO. Also recorded a season-high nine rebounds
- Tallied season highs with four rebounds, four made three-pointers, three assists and two blocks with SEMO
- Tied his career high with 23 points against UMass. Led Memphis in scoring becoming first person to lead the team in scoring this season other than Elliot Williams
- Made career-high nine field goals against UMass and played career-high 36 minutes
- Recorded season high with four made three-point field goals and tied season high with 11 attempted three pointers against UALR. Also matched a season high with three assists
- Tied career high with three steals vs. Arkansas State
- Recorded season highs with three assists vs. Oakland
- Currently third all-time in career made three-point field goals with 199, needs 44 to move past Anthony Rice in second place
- Averaged 7.5 points and 2.5 rebounds in two exhibiton games against Christian Brothers and LeMoyné-Owen

#### Career Highs

Points	23, two times, last vs. UMass (12/19/09)
Rebounds	8 vs. UAB (3/8/08)
Field Goals Made	9 vs. UMass (12/19/09)
Field Goals Attempted	15 vs. Pepperdine (1/5/08)
Three-Point Field Goals Made	7 vs. Pepperdine (1/5/08)
Three-Point Field Goals Attempted	13 vs. Pepperdine (1/5/08)
Free Throws Made	7, two times, last vs. UAB (2/8/07)
Free Throws Attempted	9 vs. East Carolina (1/20/07)
Assists	4 vs. Chattanooga (11/20/08)
Blocks	3 vs. Houston (1/31/09)
Steals	3, two times, last vs. Arkansas State (12/5/09)
Minutes Played	36 vs. UMass (12/19/09)

#### Season Highs

Points	23 vs. UMass (12/19/09)
Rebounds	4 vs. SEMO (12/22/09)
Field Goals Made	9 vs. UMass (12/19/09)
Field Goals Attempted	14 vs. Tennessee Tech (11/20/09)
Three-Point Field Goals Made	4, three times, last vs. SEMO (12/22/09)
Three-Point Field Goals Attempted	11 vs. UALR (12/12/09)
Free Throws Made	2, four times, last vs. IUPUI (12/28/09)
Free Throws Attempted	3, two times, last vs. Arkansas State (12/5/09)
Assists	3, three times, last vs. SEMO (12/22/09)
Blocks	2, two times, last vs. SEMO (12/22/09)
Steals	3 vs. Arkansas State (12/5/09)
Minutes Played	36 vs. UMass (12/19/09)

### MACK CAREER STATISTICS

Year	GP-GS	Min/Avg	— Total —		— 3-Point —		— Rebounds —						PF-FO	A	TO	B	ST	Pts-Avg
			FG-A	Pct	FG-A	Pct	FT-A	Pct	Off-Def	Tot	Avg							
2006-07	35-3	496/14.2	83-182	.456	47-116	.405	34-48	.708	20-46	66	1.9	56-0	27	22	10	17	247-7.1	
2007-08	39-2	486/12.5	89-229	.389	66-182	.363	24-36	.667	18-46	64	1.6	45-0	21	21	6	14	268-6.9	
2008-09	37-32	929/25.3	115-302	.381	63-193	.326	29-54	.537	25-53	78	2.1	58-1	45	29	20	26	322-8.7	
2009-10	11-9	278/25.3	44-95	.463	23-57	.404	11-15	.733	4-15	19	1.7	29-0	15	4	5	11	122-11.1	
<b>Total</b>	<b>122-46</b>	<b>2189/17.9</b>	<b>331-808</b>	<b>.410</b>	<b>199-548</b>	<b>.363</b>	<b>98-153</b>	<b>.641</b>	<b>67-160</b>	<b>227</b>	<b>1.9</b>	<b>185-1</b>	<b>108</b>	<b>81</b>	<b>41</b>	<b>68</b>	<b>959-7.9</b>	

# UPDATED - PLAYER - BIOS

## D.J. STEPHENS

# 30

**6-5 - 170**  
**GUARD/FORWARD - FR.**  
**KILLEEN, TEXAS**  
**HARKER HEIGHTS**



### 2009-10 Game-By-Game Statistics

Date/Opponent	FG-A	3P-A	FT-A	RB	TP	A	TO	B	S	Min
11-13/Jackson State	0-1	0-1	1-3	2	1	0	1	0	0	9
11-17/vs. Kansas	0-0	0-0	0-0	0	0	0	0	0	0	0+
11-20/Tennessee Tech	0-0	0-0	0-0	1	0	0	0	0	1	6
11-24/Central Arkansas *	1-2	0-0	1-2	5	3	0	0	0	0	14
11-30/Oakland	3-3	0-0	0-0	2	6	0	0	0	0	7
12-5/Arkansas State	2-2	0-0	0-0	1	4	1	0	0	1	11
12-9/Montana State	3-4	0-0	0-0	3	6	0	0	2	0	9
12-12/at UALR	1-1	0-0	0-0	2	2	0	0	0	0	7
12-19/at UMass	0-0	0-0	0-0	1	0	0	0	1	0	12
12-22/SEMO	1-2	0-0	2-2	4	4	0	0	0	0	12
12-28/IUPUI	2-4	0-0	0-2	5	4	0	0	0	0	9
12-31/Tennessee										
1-3/Houston Baptist										
1-6/at Syracuse										
1-9/at Southern Miss										
1-13/East Carolina										
1-16/at Rice										
1-20/UTEP										
1-23/Houston										
1-27/at Marshall										
1-30/at SMU										
2-3/UAB										
2-6/Gonzaga										
2-10/UCF										
2-13/at Tulsa										
2-17/at Tulane										
2-20/SMU										
2-24/at Houston										
2-27/Southern Miss										
3-3/at UAB										
<b>Totals</b>	<b>13-17</b>	<b>0-1</b>	<b>4-9</b>	<b>26</b>	<b>30</b>	<b>1</b>	<b>1</b>	<b>3</b>	<b>2</b>	<b>96</b>
<b>Pct./Avg.</b>	<b>.765</b>	<b>.000</b>	<b>.444</b>	<b>2.4</b>	<b>2.7</b>	<b>0.1</b>	<b>0.1</b>	<b>0.3</b>	<b>0.2</b>	<b>8.7</b>

*\* indicates start*

- Tied a career high with five rebounds against IUPUI
- Had career high two made free-throws vs. SEMO
- Tied career high with six points against Montana State. Also tied career high field goals made and set career high for field goal attempts. Blocked a career high two shots, as well
- Tallied career-high six points on three-of-three from the field vs. Oakland
- Earned first career start vs. Central Arkansas
- Recorded career-highs in rebounds (5) and minutes (14) against Central Arkansas
- Tallied one rebound and one steal in six minutes against Tennessee Tech
- Tallied one point from the charity stripe in his first regular season contest against Jackson State, also grabbed two boards
- Averaged 3.0 points and 3.5 rebounds in two exhibition games against Christian Brothers and LeMoyne-Owen

#### Career Highs

Points	6, two times, last vs. Montana State (12/9/09)
Rebounds	5, two times, last vs. IUPUI (12/28/09)
Field Goals Made	3, two times, last vs. Montana State (12/9/09)
Field Goals Attempted	4, two times, last vs. IUPUI (12/28/09)
Three-Point Field Goals Made	None
Three-Point Field Goals Attempted	1 vs. Jackson State (11/13/09)
Free Throws Made	2 vs. SEMO (12/22/09)
Free Throws Attempted	3 vs. Jackson State (11/13/09)
Assists	1 vs. Arkansas State (12/5/09)
Blocks	2 vs. Montana State (12/9/09)
Steals	1, two times, last vs. Arkansas State (12/5/09)
Minutes Played	14 vs. Central Arkansas (11/24/09)

#### Season Highs

Points	6, two times, last vs. Montana State (12/9/09)
Rebounds	5, two times, last vs. IUPUI (12/28/09)
Field Goals Made	3, two times, last vs. Montana State (12/9/09)
Field Goals Attempted	4, two times, last vs. IUPUI (12/28/09)
Three-Point Field Goals Made	None
Three-Point Field Goals Attempted	1 vs. Jackson State (11/13/09)
Free Throws Made	2 vs. SEMO (12/22/09)
Free Throws Attempted	3 vs. Jackson State (11/13/09)
Assists	1 vs. Arkansas State (12/5/09)
Blocks	2 vs. Montana State (12/9/09)
Steals	1, two times, last vs. Arkansas State (12/5/09)
Minutes Played	14 vs. Central Arkansas (11/24/09)

### STEPHENS CAREER STATISTICS

Year	GP-GS	Min/Avg	— Total —		— 3-Point —		— Rebounds —			PF-FO	A	TO	B	ST	Pts-Avg		
			FG-A	Pct	FG-A	Pct	FT-A	Pct	Off-Def							Tot	Avg
2009-10	11-1	96/8.7	13-17	.765	0-1	.000	4-9	.444	16-10	26	2.4	11-0	1	1	3	2	30-2.7

# UPDATED - PLAYER - BIOS

## PRESTON LAIRD

# 31

**6-2 - 182**  
**GUARD - So.**  
**MEMPHIS, TENN.**  
**GERMANTOWN**



### 2000-10 Game-By-Game Statistics

Date/Opponent	FG-A	3P-A	FT-A	RB	TP	A	TO	B	S	Min
11-13/Jackson State	0-1	0-0	2-4	0	2	1	0	0	0	2
11-17/vs. Kansas										-DNP-
11-20/Tennessee Tech	0-0	0-0	1-2	1	1	0	0	0	0	6
11-24/Central Arkansas	0-0	0-0	0-0	0	0	1	0	0	0	3
11-30/Oakland	0-0	0-0	0-0	0	0	0	0	0	0	3
12-5/Arkansas State	1-1	0-0	0-0	0	2	0	2	0	0	2
12-9/Montana State	0-0	0-0	0-0	0	0	0	0	0	0	2
12-12/at UALR										-DNP-
12-19/at UMass										-DNP-
12-22/SEMO	0-0	0-0	0-0	0	0	0	0	0	0	2
12-28/IUPUI										-DNP-
12-31/Tennessee										
1-3/Houston Baptist										
1-6/at Syracuse										
1-9/at Southern Miss										
1-13/East Carolina										
1-16/at Rice										
1-20/UTEP										
1-23/Houston										
1-27/at Marshall										
1-30/at SMU										
2-3/UAB										
2-6/Gonzaga										
2-10/UCF										
2-13/at Tulsa										
2-17/at Tulane										
2-20/SMU										
2-24/at Houston										
2-27/Southern Miss										
3-3/at UAB										
<b>Totals</b>	<b>1-2</b>	<b>0-0</b>	<b>3-6</b>	<b>1</b>	<b>5</b>	<b>2</b>	<b>2</b>	<b>0</b>	<b>0</b>	<b>20</b>
<b>Pct./Avg.</b>	<b>.500</b>	<b>.000</b>	<b>.500</b>	<b>0.1</b>	<b>0.7</b>	<b>0.3</b>	<b>0.3</b>	<b>0.0</b>	<b>0.0</b>	<b>2.9</b>

*\* indicates start*

- Played in two minutes of game action against SEMO
- Appeared in two minutes of action vs. Montana State
- Scored two points on first field goal of the season in two minutes of action vs. Arkansas State
- Played three minutes against Oakland
- Recorded one assist in three minutes against Central Arkansas
- Made a free-throw against Tennessee Tech in a career-high six minutes. Also grabbed one rebound
- Was two-for-four from charity stripe against Jackson State
- Set career-high with two made free-throws, also matched a career-high with one assist vs. Jackson State
- Made a free-throw against LeMoyne-Owen for only points of exhibition season

#### Career Highs

Points.....	5 vs. Marist (12/2/08)
Rebounds.....	1, six times, last vs. Tennessee Tech (11/20/09)
Field Goals Made.....	1, five times, last vs. Arkansas State (12/5/09)
Field Goals Attempted.....	2 vs. Tulsa (2/11/09)
Three-Point Field Goals Made.....	1, three times, last vs. Rice (1/21/09)
Three-Point Field Goals Attempted.....	1, three times, last vs. Rice (1/21/09)
Free Throws Made.....	2, three times, last vs. Jackson State (11/13/09)
Free Throws Attempted.....	4 vs. Jackson State (11/13/09)
Assists.....	1, four times, last vs. Central Arkansas (11/24/09)
Blocks.....	None
Steals.....	None
Minutes Played.....	6 vs. Tennessee Tech (11/20/09)

#### Season Highs

Points.....	2, two times, last vs. Arkansas State (12/5/09)
Rebounds.....	1 vs. Tennessee Tech (11/20/09)
Field Goals Made.....	1 vs. Arkansas State (12/5/09)
Field Goals Attempted.....	1, two times, last vs. Arkansas State (12/5/09)
Three-Point Field Goals Made.....	None
Three-Point Field Goals Attempted.....	None
Free Throws Made.....	2 vs. Jackson State (11/13/09)
Free Throws Attempted.....	4 vs. Jackson State (11/13/09)
Assists.....	1, two times, last vs. Central Arkansas (11/24/09)
Blocks.....	None
Steals.....	None
Minutes Played.....	6 vs. Tennessee Tech (11/20/09)

### LAIRD CAREER STATISTICS

Year	GP-GS	Min/Avg	— Total —		— 3-Point —		— Rebounds —			PF-FO	A	TO	B	ST	Pts-Avg		
			FG-A	Pct	FG-A	Pct	FT-A	Pct	Off-Def							Tot	Avg
2008-09	18-0	30/1.7	4-10	.400	3-3	1.000	6-8	.750	3-2	5	0.3	2-0	2	3	0	0	17-0.9
2009-10	7-0	20/2.9	1-2	.500	0-0	.000	3-6	.500	1-0	1	0.1	1-0	2	2	0	0	5-0.7
<b>Total</b>	<b>25-0</b>	<b>50/2.0</b>	<b>5-12</b>	<b>.417</b>	<b>3-3</b>	<b>1.000</b>	<b>9-14</b>	<b>.643</b>	<b>4-2</b>	<b>6</b>	<b>0.2</b>	<b>3-0</b>	<b>4</b>	<b>5</b>	<b>0</b>	<b>0</b>	<b>22-0.9</b>

# UPDATED - PLAYER - BIOS

## MALIK THOMAS

# 32

**6-4 - 195**  
**GUARD/FORWARD - FR.**  
**FORESTVILLE, Md.**  
**LARGO**



### 2009-10 Game-By-Game Statistics

Date/Opponent	FG-A	3P-A	FT-A	RB	TP	A	TO	B	S	Min
11-13/Jackson State	0-0	0-0	0-0	0	0	0	0	0	1	1
11-17/vs. Kansas				-DNP-						
11-20/Tennessee Tech	0-0	0-0	0-0	0	0	0	1	0	0	2
11-24/Central Arkansas	0-0	0-0	0-0	0	0	0	0	0	0	1
11-30/Oakland	0-0	0-0	0-0	0	0	0	0	0	0	1
12-5/Arkansas State				-DNP-						
12-9/Montana State	0-1	0-0	0-0	0	0	0	1	0	1	1
12-12/at UALR				-DNP-						
12-19/at UMass				-DNP-						
12-22/SEMO				-DNP-						
12-28/IUPUI				-DNP-						
12-31/Tennessee										
1-3/Houston Baptist										
1-6/at Syracuse										
1-9/at Southern Miss										
1-13/East Carolina										
1-16/at Rice										
1-20/UTEP										
1-23/Houston										
1-27/at Marshall										
1-30/at SMU										
2-3/UAB										
2-6/Gonzaga										
2-10/UCF										
2-13/at Tulsa										
2-17/at Tulane										
2-20/SMU										
2-24/at Houston										
2-27/Southern Miss										
3-3/at UAB										
<b>Totals</b>	<b>0-1</b>	<b>0-0</b>	<b>0-0</b>	<b>0-0</b>	<b>0</b>	<b>0</b>	<b>2</b>	<b>0</b>	<b>2</b>	<b>6</b>
<b>Pct./Avg.</b>	<b>.000</b>	<b>.000</b>	<b>.000</b>	<b>.000</b>	<b>0.0</b>	<b>0.0</b>	<b>0.4</b>	<b>0.0</b>	<b>0.4</b>	<b>1.2</b>

*\* indicates start*

- Attempted first career field goal and picked up one steal in one minute of action against Montana State
- Played one minute vs. Oakland
- Appeared in one minute against Central Arkansas
- Played two minutes against Tennessee Tech
- Appeared in one minute and had one steal against Jackson State
- Averaged 0.5 points and 1.0 rebound in two exhibition contests vs. Christian Brothers and LeMoyné-Owen

### Career Highs

Points	.....None
Rebounds	.....None
Field Goals Made	.....None
Field Goals Attempted	.....1 vs. Montana State (12/9/09)
Three-Point Field Goals Made	.....None
Three-Point Field Goals Attempted	.....None
Free Throws Made	.....None
Free Throws Attempted	.....None
Assists	.....None
Blocks	.....None
Steals	.....1, two times, last vs. Montana State (12/9/09)
Minutes Played	.....2 vs. Tennessee Tech (11/20/09)

### Season Highs

Points	.....None
Rebounds	.....None
Field Goals Made	.....None
Field Goals Attempted	.....1 vs. Montana State (12/9/09)
Three-Point Field Goals Made	.....None
Three-Point Field Goals Attempted	.....None
Free Throws Made	.....None
Free Throws Attempted	.....None
Assists	.....None
Blocks	.....None
Steals	.....1, two times, last vs. Montana State (12/9/09)
Minutes Played	.....2 vs. Tennessee Tech (11/20/09)

### THOMAS CAREER STATISTICS

Year	GP-GS	Min/Avg	— Total —		— 3-Point —		— Rebounds —			PF-FO	A	TO	B	ST	Pts-Avg	
			FG-A	Pct	FG-A	Pct	Off-Def	Tot	Avg							
2009-10	5-0	6/1.2	0-1	.000	0-0	.000	0-0	.000	0-0	0	0.0	0	2	0	2	0-0.0

# UPDATED - PLAYER - BIOS

## TYLER FOSTER

# 35

**6-5 - 185**  
**GUARD/FORWARD - FR.**  
**ALBANY, N.Y.**  
**THE ALBANY ACADEMY**



### 2009-10 Game-By-Game Statistics

Date/Opponent	FG-A	3P-A	FT-A	RB	TP	A	TO	B	S	Min
11-13/Jackson State	0-1	0-1	0-0	0	0	0	0	0	0	1
11-17/vs. Kansas										-DNP-
11-20/Tennessee Tech	0-0	0-0	0-0	0	0	0	0	0	0	2
11-24/Central Arkansas	1-1	0-0	0-0	1	2	0	0	0	1	1
11-30/Oakland	0-0	0-0	0-0	1	0	0	0	0	0	1
12-5/Arkansas State	0-0	0-0	0-0	0	0	0	0	0	0	1
12-9/Montana State	0-0	0-0	0-0	0	0	0	0	0	0	1
12-12/at UALR										-DNP-
12-19/at UMass										-DNP-
12-22/SEMO	0-0	0-0	0-0	0	0	0	0	0	0	1
12-28/IUPUI										-DNP-
12-31/Tennessee										
1-3/Houston Baptist										
1-6/at Syracuse										
1-9/at Southern Miss										
1-13/East Carolina										
1-16/at Rice										
1-20/UTEP										
1-23/Houston										
1-27/at Marshall										
1-30/at SMU										
2-3/UAB										
2-6/Gonzaga										
2-10/UCF										
2-13/at Tulsa										
2-17/at Tulane										
2-20/SMU										
2-24/at Houston										
2-27/Southern Miss										
3-3/at UAB										
<b>Totals</b>	<b>1-2</b>	<b>0-1</b>	<b>0-0</b>	<b>2</b>	<b>2</b>	<b>0</b>	<b>0</b>	<b>0</b>	<b>1</b>	<b>8</b>
<b>Pct./Avg.</b>	<b>.500</b>	<b>.000</b>	<b>.000</b>	<b>0.3</b>	<b>0.3</b>	<b>0.0</b>	<b>0.0</b>	<b>0.0</b>	<b>0.1</b>	<b>1.1</b>

*\* indicates start*

- Played in one minute against Montana State
- Appeared in one minute of action against Arkansas State
- Secured one rebound against Oakland in one minute of action
- Scored first career points (2) in one minute of action against Central Arkansas. Also secured a rebound and one steal
- Played two minutes against Tennessee Tech
- Played one minute against Jackson State, attempted a three-point shot
- Appeared in two minutes of action during exhibition season

#### Career Highs

Points.....	2 vs. Central Arkansas (11/24/09)
Rebounds.....	1, two times, last vs. Oakland (11/30/09)
Field Goals Made.....	1 vs. Central Arkansas (11/24/09)
Field Goals Attempted.....	2 vs. Central Arkansas (11/24/09)
Three-Point Field Goals Made.....	None
Three-Point Field Goals Attempted.....	1 vs. Jackson State (11/13/09)
Free Throws Made.....	None
Free Throws Attempted.....	None
Assists.....	None
Blocks.....	None
Steals.....	1 vs. Central Arkansas (11/24/09)
Minutes Played.....	2 vs. Tennessee Tech (11/20/09)

#### Season Highs

Points.....	2 vs. Central Arkansas (11/24/09)
Rebounds.....	1, two times, last vs. Oakland (11/30/09)
Field Goals Made.....	1 vs. Central Arkansas (11/24/09)
Field Goals Attempted.....	2 vs. Central Arkansas (11/24/09)
Three-Point Field Goals Made.....	None
Three-Point Field Goals Attempted.....	1 vs. Jackson State (11/13/09)
Free Throws Made.....	None
Free Throws Attempted.....	None
Assists.....	None
Blocks.....	None
Steals.....	1 vs. Central Arkansas (11/24/09)
Minutes Played.....	2 vs. Tennessee Tech (11/20/09)

### FOSTER CAREER STATISTICS

Year	GP-GS	Min/Avg	— Total —		— 3-Point —		— Rebounds —			PF-FO	A	TO	B	ST	Pts-Avg	
			FG-A	Pct	FG-A	Pct	Off-Def	Tot	Avg							
2000-10	7-0	8/1.1	1-2	.500	0-1	.000	0-0	.000	1-1	2	0.3	0-0	0	0	1	2-0.3

# UPDATED - PLAYER - BIOS

## ANGEL GARCIA

41

**6-11 - 245**  
**FORWARD - So.**  
**TOA BAJA, PUERTO RICO**  
**EAST CHICAGO CENTRAL**



• Expected to miss the 2009-10 season due to an ACL tear suffered prior to the start of the season

### 2009-10 Game-By-Game Statistics

Date/Opponent	FG-A	3P-A	FT-A	RB	TP	A	TO	B	S	Min
11-13/Jackson State										-Did Not Play (ACL Tear)
11-17/vs. Kansas										-Did Not Play (ACL Tear)
11-20/Tennessee Tech										-Did Not Play (ACL Tear)
11-24/Central Arkansas										-Did Not Play (ACL Tear)
11-30/Oakland										-Did Not Play (ACL Tear)
12-5/Arkansas State										-Did Not Play (ACL Tear)
12-9/Montana State										-Did Not Play (ACL Tear)
12-12/at UALR										-Did Not Play (ACL Tear)
12-19/at UMass										-Did Not Play (ACL Tear)
12-22/SEMO										-Did Not Play (ACL Tear)
12-28/IUPUI										-Did Not Play (ACL Tear)
12-31/Tennessee										
1-3/Houston Baptist										
1-6/at Syracuse										
1-9/at Southern Miss										
1-13/East Carolina										
1-16/at Rice										
1-20/UTEP										
1-23/Houston										
1-27/at Marshall										
1-30/at SMU										
2-3/UAB										
2-6/Gonzaga										
2-10/UCF										
2-13/at Tulsa										
2-17/at Tulane										
2-20/SMU										
2-24/at Houston										
2-27/Southern Miss										
3-3/at UAB										
<b>Totals</b>	<b>0-0</b>	<b>0-0</b>	<b>0-0</b>	<b>0</b>	<b>0</b>	<b>0</b>	<b>0</b>	<b>0</b>	<b>0</b>	<b>0</b>
<b>Pct./Avg.</b>	<b>.000</b>	<b>.000</b>	<b>.000</b>	<b>0.0</b>	<b>0.0</b>	<b>0.0</b>	<b>0.0</b>	<b>0.0</b>	<b>0.0</b>	<b>0.0</b>

\* indicates start

#### Career Highs

Points .....	None
Rebounds.....	None
Field Goals Made .....	None
Field Goals Attempted.....	None
Three-Point Field Goals Made .....	None
Three-Point Field Goals Attempted.....	None
Free Throws Made.....	None
Free Throws Attempted.....	None
Assists.....	None
Blocks.....	None
Steals.....	None
Minutes Played .....	None

#### Season Highs

Points .....	None
Rebounds.....	None
Field Goals Made .....	None
Field Goals Attempted.....	None
Three-Point Field Goals Made .....	None
Three-Point Field Goals Attempted.....	None
Free Throws Made.....	None
Free Throws Attempted.....	None
Assists.....	None
Blocks.....	None
Steals.....	None
Minutes Played .....	None

### GARCIA CAREER STATISTICS

Year	GP-GS	Min/Avg	— Total —		— 3-Point —		— Rebounds —		PF-FO	A	TO	B	ST	Pts-Avg
			FG-A	Pct	FG-A	Pct	Off-Def	Tot						
2008-09														
2009-10														Expected to miss season due to ACL tear

# UPDATED - PLAYER - BIOS

## AARON JACQUES

# 54

**6-6 - 200**  
**FORWARD - SR.**  
**BARTLETT, TENN.**  
**BETHEL**



### 2009-10 Game-By-Game Statistics

Date/Opponent	FG-A	3P-A	FT-A	RB	TP	A	TO	B	S	Min
11-13/Jackson State	0-0	0-0	0-0	1	0	0	0	0	0	1
11-17/vs. Kansas										-DNP-
11-20/Tennessee Tech	0-0	0-0	2-2	2	2	0	0	0	0	3
11-24/Central Arkansas	0-0	0-0	0-0	0	0	0	0	0	0	1
11-30/Oakland	0-1	0-0	0-0	1	0	0	0	0	0	2
12-5/Arkansas State										-DNP-
12-9/Montana State	0-0	0-0	0-0	0	0	0	0	0	0	2
12-12/at UALR										-DNP-
12-19/at UMass										-DNP-
12-22/SEMO	0-0	0-0	0-0	0	0	0	0	0	0	1
12-28/IUPUI										-DNP-
12-31/Tennessee										
1-3/Houston Baptist										
1-6/at Syracuse										
1-9/at Southern Miss										
1-13/East Carolina										
1-16/at Rice										
1-20/UTEP										
1-23/Houston										
1-27/at Marshall										
1-30/at SMU										
2-3/UAB										
2-6/Gonzaga										
2-10/UCF										
2-13/at Tulsa										
2-17/at Tulane										
2-20/SMU										
2-24/at Houston										
2-27/Southern Miss										
3-3/at UAB										
<b>Totals</b>	<b>0-1</b>	<b>0-0</b>	<b>2-2</b>	<b>4</b>	<b>2</b>	<b>0</b>	<b>0</b>	<b>0</b>	<b>0</b>	<b>10</b>
<b>Pct./Avg.</b>	<b>.000</b>	<b>.000</b>	<b>1.000</b>	<b>0.7</b>	<b>0.3</b>	<b>0.0</b>	<b>0.0</b>	<b>0.0</b>	<b>0.0</b>	<b>1.7</b>

\* indicates start

- Appeared in two minutes of action vs. Montana State
- Secured one rebound and attempted one field goal against Oakland in two minutes of action
- Appeared in one minute of action vs. Central Arkansas
- Scored first two career points on two made free-throws against Tennessee Tech. Also secured two rebounds in his three minutes of action.
- Played one minute against Jackson State, secured one offensive rebound
- Appeared in three minutes of action during exhibition season against Christian Brothers and LeMoyné-Owen

#### Career Highs

Points .....	2 vs. Tennessee Tech (11/20/09)
Rebounds.....	2 vs. Tennessee Tech (11/20/09)
Field Goals Made .....	None
Field Goals Attempted.....	1 vs. Oakland (11/30/09)
Three-Point Field Goals Made .....	None
Three-Point Field Goals Attempted.....	None
Free Throws Made.....	None
Free Throws Attempted.....	None
Assists.....	None
Blocks.....	None
Steals.....	None
Minutes Played .....	3 vs. Tennessee Tech (11/20/09)

#### Season Highs

Points .....	2 vs. Tennessee Tech (11/20/09)
Rebounds.....	2 vs. Tennessee Tech (11/20/09)
Field Goals Made .....	None
Field Goals Attempted.....	1 vs. Oakland (11/30/09)
Three-Point Field Goals Made .....	None
Three-Point Field Goals Attempted.....	None
Free Throws Made.....	None
Free Throws Attempted.....	None
Assists.....	None
Blocks.....	None
Steals.....	None
Minutes Played .....	3 vs. Tennessee Tech (11/20/09)

### JACQUES CAREER STATISTICS

Year	GP-GS	Min/Avg	— Total —		— 3-Point —		— Rebounds —					PF-FO	A	TO	B	ST	Pts-Avg
			FG-A	Pct	FG-A	Pct	Off-Def	Tot	Avg								
2009-10	6-0	10/1.7	0-1	.000	0-0	.000	2-2	1.000	3-1	4	0.7	1-0	0	0	0	0	2-0.3