



2009

Memphis Tiger Basketball

2010

Game #5

Hall of Fame Showcase

Oakland (3-3)

vs.

Memphis (3-1)

Monday, Nov. 30 • 7 pm CT
FedExForum • Memphis, Tenn.

By The Numbers...

90.6

• Memphis winning percentage in games at FedExForum (2004-present); record is 96-10

722

• Tigers' winning percentage in November the last 10 years; record is 39-15

5.2

• Oakland's rebound margin (41.2-36.0); is third in Summit League in rebound margin

1.5

• Memphis' rebound margin (32.8-31.3); is ninth in C-USA in rebound margin

Media Relations Info

Contact.....Lamar Chance
Office901-678-2349
Cell.....901-734-9949
Home901-465-4247
Emaillchance1@memphis.edu
Mailing/Overnight Address.....
203 Athletic Office Building
570 Normal St.
Memphis, TN 38152

Tigers On TV/Radio/Web

Television: WKNO/Channel 10 (TAPE DELAYED at 9 p.m. CT; Greg Gaston, play-by-play; Elliot Perry, color analyst; Kristin Tallent, sideline reporter)

Radio: WREC 600 AM (Dave Woloshin, play-by-play; Matt Dillon, color analyst; Forrest Goodman, studio host)

Web: Game to be streamed live on Memphis athletics web site at gotigersgo.com via All-Access (must register to view game)

TIGERS TO HOST OAKLAND AT FEDEXFORUM MONDAY

The University of Memphis squad (3-1, 0-0 C-USA) continues its five-game homestand Monday, Nov. 30 when it hosts Oakland (3-3, 0-0 Summit). The game, scheduled for a 7 p.m. (CT) tip, is the final of four contests in the 2009 Hall of Fame Showcase.

Memphis began play in the 2009 Hall of Fame Showcase on Nov. 17 when it dropped a narrow 57-55 decision to No. 1/1 Kansas in St. Louis. The Tigers then defeated Tennessee Tech 92-59 Nov. 20 and Central Arkansas 81-49 Nov. 24 in Hall of Fame Showcase contests at FedExForum.

Memphis, picked to finish between second and fourth in Conference USA in most preseason polls, returns only one starter and six letterwinners from last year's squad that won 33 games (33-4 record) and advanced to the NCAA Tournament West Region semifinal (Sweet Sixteen). En route to the Sweet Sixteen, the Tigers swept the Conference USA regular season and tournament crowns.

Schedule-Results (3-1, 0-0 C-USA)

November

13	JACKSON STATE.....	82-53, W
	Hall of Fame Showcase, Nov. 17-30	
17	vs. #1/1 Kansas (Saint Louis, Mo./ESPN)...	55-57, L
20	TENNESSEE TECH.....	92-59, W
24	CENTRAL ARKANSAS (WKNO; TD).....	81-49, W
30	OAKLAND (WKNO).....	7 PM

December

5	ARKANSAS STATE (WKNO).....	7 PM
9	MONTANA STATE (WKNO).....	7 PM
12	vs. Arkansas-Little Rock.....	2 pm
	(Verizon Arena, N. Little Rock, Ark.)	
19	vs. UMass (ESPN2).....	5 pm
	(TD Banknorth Arena; Boston, Mass.)	
22	SOUTHEAST MISSOURI STATE.....	12 PM
28	IUPUI.....	12 PM
31	TENNESSEE (ESPN2).....	3 PM

January

3	HOUSTON BAPTIST.....	2 PM
6	at Syracuse (ESPN2).....	6 pm
9	at Southern Miss* (CSS).....	7 pm
13	EAST CAROLINA* (CSS).....	6 PM
16	at Rice* (CSS).....	7 pm
20	UTEP* (CBS C).....	7 PM
23	HOUSTON* (ESPN2).....	7 PM
27	at Marshall* (CBS C).....	7 pm
30	at SMU* (WKNO).....	2 pm

February

3	UAB* (CBS C).....	7 PM
6	GONZAGA (ESPN2).....	3 PM
10	UCF* (CSS).....	6 PM
13	at Tulsa* (ESPN2).....	6 pm
17	at Tulane* (CSS).....	6 pm
20	SMU* (WKNO).....	7 PM
24	at Houston* (CSS).....	6 pm
27	SOUTHERN MISS* (CBS C).....	7 PM

March

3	at UAB* (CSS).....	6 pm
6	Tulsa* (CBS C).....	12 pm
10-13	C-USA Tournament (Tulsa, Okla.)	

Home games in **bold** SMALL CAPS *C-USA Game

Probable Starters/Top Reserves vs. Oakland

(Based on previous game starters)

Memphis Starters	No.	Name	Pos	Yr	Ht/Wt	PPG	RPG	Hometown
	10	Will Coleman	F	Jr.	6-9/250	9.5	7.3	Columbus, Ga.
	30	D.J. Stephens	F	Fr.	6-5/170	1.0	2.0	Killeen, Texas
	5	Willie Kemp	G	Sr.	6-2/184	8.3	4.0apg	Bolivar, Tenn.
	15	Elliot Williams	G	So.	6-5/180	20.8	4.5	Memphis, Tenn.
	20	Doneal Mack	G	Sr.	6-5/187	10.3	1.3	Charlotte, N.C.
		— Reserves —						
	1	Pierre Henderson-Niles	F	Sr.	6-8/270	3.8	4.5	Memphis, Tenn.
	3	Roburt Sallie	G	Jr.	6-5/196	9.8	3.5	Sacramento, Calif.
	11	Wesley Witherspoon	F	So.	6-9/210	9.3	3.0	Atlanta, Ga.

Oakland Starters	No.	Name	Pos	Yr	Ht/Wt	PPG	RPG	Hometown
	1	Derick Nelson	F	Sr.	6-5/236	15.2	7.2	Lansing, Mich.
	11	Will Hudson	F	Jr.	6-9/233	6.3	6.7	Madison, Wis.
	34	Keith Benson	C	Jr.	6-11/221	18.2	10.8	Farmington Hills, Mich.
	2	Larry Wright	G	Jr.	6-2/162	7.2	2.5	Saginaw, Mich.
	23	Johnathon Jones	G	Sr.	5-11/160	12.8	7.0apg	Okemos, Mich.
		— Reserves —						
	22	Blake Cushingberry	G	So/	6-3/243	3.5	1.8	Romeo, Mich.
	32	Drew Maynard	G	So.	6-6/231	4.7	1.8	Lake Orion, Mich.
	50	Ilija Milutinovic	C	So.	7-0/247	1.5	0.8	Nis, Serbia

National Polls

Associated Press
(Nov. 23)

1.	Kansas (56)	3-0
2.	Michigan State (7)	4-0
3.	Texas (1)	2-0
4.	Villanova	5-0
5.	Kentucky	4-0
6.	Purdue	3-0
7.	Duke	4-0
8.	West Virginia	1-0
9.	Tennessee	4-0
10.	Syracuse (1)	4-0
11.	North Carolina	4-1
12.	Butler	3-0
13.	Connecticut	3-0
14.	Washington	4-0
15.	Michigan	2-0
16.	Louisville	3-0
17.	Ohio State	3-1
18.	Georgetown	3-0
19.	Clemson	3-0
20.	Illinois	3-0
21.	Maryland	3-0
22.	Minnesota	3-0
23.	Notre Dame	4-0
24.	Vanderbilt	2-0
25.	Oklahoma	2-1

ARV: #26 Gonzaga, #33 Memphis, #39 Tulsa

ESPN/USA Today Coaches
(Nov. 23)

1.	Kansas (28)	3-0
2.	Michigan State (2)	4-0
3.	Texas	2-0
4.	Villanova	5-0
5.	Kentucky	4-0
6.	Purdue	3-0
7.	Duke (1)	4-0
8.	West Virginia	1-0
9.	Syracuse	4-0
10.	Butler	3-0
11.	Tennessee	4-0
12.	North Carolina	4-1
13.	Connecticut	3-0
14.	Washington	4-0
15.	Michigan	2-0
16.	Minnesota	3-0
16.	Louisville	3-0
18.	Ohio State	3-1
19.	Georgetown	3-0
19.	Clemson	3-0
21.	Illinois	3-0
22.	Maryland	3-0
23.	California	2-2
24.	Vanderbilt	2-0
25.	Georgia Tech	3-1

ARV: #28 Gonzaga, #39 Tulsa, #40 Memphis

* Tiger opponents in italics

Memphis-Oakland Series Information

Overall series	Memphis leads 1-0
Games in Memphis	Memphis leads 1-0
Last meeting	Dec. 29, 2003
	UofM 69, OU 63
	The Pyramid/Memphis
	(see game recap and boxscore on page 7)
Last game in Memphis	Dec. 29, 2003
	UofM 69, OU 63
	The Pyramid
Last UofM win in Memphis	Dec. 29, 2003
	UofM 69, OU 63
	The Pyramid
Last Oakland win	None

Oakland, the preseason favorite to win the 2009-10 Summit League title, is off to a 3-3 start this season. The Grizzlies are 2-1 in the Hall of Fame Showcase with wins over Tennessee Tech 77-56 and Central Arkansas 83-75 and a loss at No. 1/1 Kansas 89-59. Oakland also suffered a 58-42 setback at Wisconsin Nov. 18.

SCOUTING THE GRIZZLIES

Oakland, the preseason favorite to win the 2009-10 Summit League title, is off to a 3-3 start this season. The Grizzlies are 2-1 in the Hall of Fame Showcase with wins over Tennessee Tech 77-56 and Central Arkansas 83-75 and a loss at No. 1/1 Kansas 89-59. Oakland also suffered a 58-42 setback at Wisconsin Nov. 18.



The Grizzlies received 34 of 35 first-place votes in the Summit League preseason poll. The other

Memphis-Oakland Statistical Comparison

Statistic	U of M	OU
Record	2-1	3-3
RPI (as of 11/28)	38	177
Sagarin (as of 11/29)	42	154
Scoring Offense	77.5	72.5
Scoring Defense	54.5	70.3
Scoring Margin	+23.0	+2.2
Free Throw Percentage	.645	.679
Field Goal Percentage	.470	.412
Field Goal Pct. Defense	.411	.450
3-Point Field Goal Pct.	.361	.287
3-Point FG Pct. Defense	.243	.351
Rebounding Offense	32.8	41.2
Rebounding Defense	31.3	36.0
Rebounding Margin	+1.5	+5.2
Blocked Shots	4.5	5.3
Assists	12.8	14.7
Steals	10.0	5.8

first-place vote went to IUPUI, who the Tigers play later this season. Johnathon Jones was named the Summit League's preseason Player of the Year and was joined on the All-Summit League preseason team by Derick Nelson and Keith Benson.

Benson leads the Grizzlies with an 18.2 scoring average, followed by Nelson at 15.2 ppg and Jones at 12.8 ppg. Benson is the team's top rebounder at 10.8 rpg, and Nelson is second at 7.2 rpg. Will Hudson averages 6.7 boards per game. Jones tops the squad with a 7.0 assists average (42 total assists). Nelson is the team's top three-point threat at 47.1 percent from the arc.

The Grizzlies are shooting 41.2 percent from the field, 28.7 percent from the arc and 67.9 percent from the free throw line. Oakland is out-rebounding its foes by an average margin of +5.2 boards per game (41.2-36.0).

Tiger Tracking

Following Memphis In The Polls

	PS	N-16	N-23	N-30	D-7	D-14	D-21	D-28	J-4	J-11	J-18
AP	—	—	ARV								
Coaches	ARV	ARV	ARV								
	J-25	F-1	F-8	F-15	F-22	M-1	M-8	M-15	PT		

AP
Coaches

PS — preseason ranking; PT — post-tournament ranking

Tiger Record With Starters

Record	Games
1-0	UCA
1-0	TTU
0-1	KU
1-0	JSU

Starters

Coleman, Kemp, Mack, Stephens, Williams
Coleman, Kemp, Mack, Sallie, Williams
H.-Niles, Kemp, Mack, Sallie, Williams
H.-Niles, Kemp, Sallie, Williams, Witherspoon

2009-10 Memphis Numerical Roster

No.	Name	Pos	Ht	Wt	Yr	Hometown/High School/Last School
1	Pierre Henderson-Niles	F	6-8	270	Sr.	Memphis, Tenn./Ridgeway HS/ The Patterson School (N.C.)
2	James Harvey Jr.	G/F	6-2	200	Jr.	Memphis, Tenn./Germantown HS/ Southeastern C.C. (Iowa)
3	Roburt Sallie	G	6-5	196	Jr.	Sacramento, Calif./Sacramento Valley HS/ Laurinburg Prep (N.C.)/The Patterson School (N.C.)/City Coll. of San Francisco
5	Willie Kemp	G	6-2	184	Sr.	Bolivar, Tenn./Bolivar Central HS
10	Will Coleman	F	6-9	250	Jr.	Columbus, Ga./Glennwood HS/ Miami Dade College
11	Wesley Witherspoon	F/G	6-9	210	So.	Atlanta, Ga./Berkmar HS
12	Drew Barham	G/F	6-7	180	Fr.	Cordova, Tenn./Christian Brothers HS
14	Charles Holt	G	6-0	170	Fr.	Jackson, Tenn./Liberty Tech
15	Elliot Williams	G	6-5	180	So.	Memphis, Tenn./St. George's Independent School/Duke University
20	Doneal Mack	G	6-5	187	Sr.	Charlotte, N.C./Statesville Christian School (N.C.)
30	D.J. Stephens	G	6-5	170	Fr.	Killeen, Texas/Harker Heights HS
31	Preston Laird	G	6-2	182	So.	Memphis, Tenn./Germantown HS
32	Malik Thomas	G/F	6-4	195	Fr.	Forestville, Md./Largo HS
35	Tyler Foster	G/F	6-5	185	Fr.	Albany, N.Y./The Albany Academy
41	Angel Garcia	F	6-11	245	So.	Toa Baja, Puerto Rico/East Chicago Central HS (Ind.)
54	Aaron Jacques	F	6-6	200	Sr.	Bartlett, Tenn./Bolton HS/Bethel College

Pronunciation Guide

Josh PASTNERPASS - ner	DONEAL Mack.....DON - nell
Drew BARHAMBAR - um	D.J. STEPHENSSTEF - fens
MALIK Thomas.....muh - LEEK	Aaron JACQUESjay - KWEEZ

PASTNER IN FIRST YEAR AT HELM OF TIGER PROGRAM

Josh Pastner (Arizona, 1998) is in his first season as the head coach of the University of Memphis

Williams Named C-USA Rookie of the Week Nov. 16-22

Elliot Williams was named the Conference USA Rookie of the Week for Nov. 16-22, the league office announced Nov. 23. This is the first weekly honor for Williams this season.

Only first-year players – freshmen, transfers and redshirts – are eligible for the C-USA Rookie of the Week honor. The 2009-10 campaign is the second season the league is awarding the weekly Rookie of the Week accolade. Last year, Tyreke Evans earned the honor a league-record nine times.

In the Tigers' two games last week, Williams averaged 22.0 points and 5.0 rebounds. The 6-foot-5 guard netted a career-high 21 points and grabbed a team-high six rebounds against No. 1 Kansas Nov. 17, and then bettered his scoring output with a 23-point performance versus Tennessee Tech Nov. 20.

Against the top-ranked Jayhawks, 13 of Williams' 21 points were scored in the second half, and eight came in the final 5:18 of the contest. Williams nailed a three-pointer with 18 seconds to play to cut the Jayhawks' lead to 56-55, but his trey at the buzzer for the win rimmed out, allowing Kansas to hang on for the 57-55 victory.

In the 92-59 win over Tennessee Tech, Williams had an emphatic dunk with a little over a minute left before halftime. On the next possession, he threw an alley-oop from halfcourt to teammate Will Coleman, who slammed it home. Williams also contributed four rebounds, four assists and two steals in the victory over the Golden Eagles.

basketball program. The Kingwood, Texas, native was hired Apr. 7, 2009, after serving the 2008-09 season as an assistant on the Tiger staff.

Pastner has a 3-1 record at Memphis. He won his head coaching debut Nov. 13 with an 82-53 victory. He suffered his first coaching loss in a narrow 57-55 setback to No. 1/1 Kansas Nov. 17.

Prior to joining the Memphis basketball family for the 2008-09 season, Pastner spent the previous 12 years of his college basketball life at Arizona as a player, staff member and assistant coach. While in Tucson, Pastner was a member of Wildcat squads that made 12-straight NCAA Tournament appearances and posted a 290-103 record (1997-2008). Pastner was a player on the 1996-97 Arizona team that won the NCAA title.

MEMPHIS VS. THE SUMMIT LEAGUE

Memphis has an all-time record of 15-7 (.682 winning percentage) against current members of the Summit League. The Tigers have played Centenary (7-5), Oakland (1-0), Oral Roberts (5-2) South Dakota State (1-0) and UMKC (1-0). Memphis has never played IPFW, IUPUI, North Dakota State, Southern Utah and Western Illinois.

The Tigers are scheduled to play a second Summit League member later this season when IUPUI visits FedExForum on Dec. 28.

The last time the Tigers played a Summit League foe was the 2006 NCAA Tournament. Memphis, the West Region No. 1 seed, posted an impressive 94-78 victory over No. 16 seed Oral Roberts in the first round in Dallas, Texas.

HOME SWEET HOME?

For Tiger Nation, the hope is that all visitors to

MEMPHIS MEDIA RELATIONS

Office Address 203 Athletic Office Bldg.
570 Normal St.
Memphis, TN 38152

Office Phone 901-678-2337

Fax 901-678-4134

STAFF

Jennifer Rodrigues, MRD
jmpowers@memphis.edu

Lamar Chance, Asst. MRD/MBB Contact.....
lchance1@memphis.edu

Tammy DeGross, Asst. MRD/WBB Contact ...
tdegroff@memphis.edu

Jason Redd, Asst. MRD
jredd@memphis.edu

Brandon Kolditz, Asst. MRD.....
wkolditz@memphis.edu

Martha Woods, Secretary
mwoods@memphis.edu

Shawn Smith, Intern.....
sdsnth10@memphis.edu

Mark Taylor, Intern
mark.taylor@memphis.edu

Josh Wilkins, Graduate Assistant.....
jrwilkins@memphis.edu

Preston McClelland, Student Assistant.....
pmcclln@memphis.edu

TIGERS ON THE WEB

For game notes, rosters, statistics and other information on Memphis Tiger basketball, go to the University of Memphis athletic web site at:

www.gotigersgo.com

TIGERS ON THE RADIO

All Memphis basketball games are broadcast on the Tigers' network flagship station, WREC 600AM. Dave Woloshin calls the play-by-play, while Matt Dillon serves as the color analyst. Dillon and Forrest Goodman (in studio) host the pre- and postgame shows.

WREC 600AM also broadcasts Josh Pastner's weekly radio show, which is slated to be held in the East Memphis DoubleTree Inn.

MEMPHIS BASKETBALL WITH JOSH PASTNER TELEVISION SHOW

Head coach Josh Pastner's weekly television coach's show, Memphis Basketball With Josh Pastner, is televised every Sunday night during the season by WPTY/ABC 24 in Memphis. The show begins in early December. Dave Woloshin serves as the show's host.

FedExForum don't find it too friendly to come out with a victory. But, Monday's foe — Oakland — may find it a little more welcoming since its NBA "nickname"-sake also plays its home games at FedExForum.

The arena is also the home to the NBA's Memphis Grizzlies, which is also the nickname for the Oakland University athletics teams.

WIPE THE GLASS

The 2009-10 Tigers have shown a lot of effort, enthusiasm and energy on the defensive end in the early portion of the season. There, however, is one area of concern, and it's in the rebounding department.

After four games, Memphis is only out-rebounding its foes by an average margin of +1.5 boards per game (32.8-31.3). The Tigers are also averaging only 20.8 defensive boards per contest.

That could be an advantage for Oakland Monday, as the Grizzlies enter the contest with a +5.2 rebounding margin. Oakland also averages over 25 defensive boards (25.3) per game.

HOW'S THE FIRST FIVE GOING?

First-year head coach **Josh Pastner** is holding his own in the early portion of his tenure, and the numbers prove it. After four games, Pastner is off to a 3-1 start, and with a victory Monday, he would tie for the third-best, five-game start by a Tiger head coach since World War II.

The following shows the best five-game coaching starts since World War II:

Head Coach/Year	5-Game Record
Wayne Yates/1974-75	5-0^

Bob Vanatta/1956-57	5-0^
Josh Pastner#/2009-10	3-1
Gene Bartow/1970-71	4-1
Moe Iba/1966-67	4-1
McCoy Tarry/1948-49	4-1
Johnny Jones*/1999-2000	3-2
Tic Price/1997-98	3-2
Dana Kirk/1979-80	3-2
Dean Ehlers/1962-63	3-2
John Calipari/2000-01	2-3^
Larry Finch/1986-87	2-3^
Eugene Lambert/1951-52	2-3^
# Game vs. Oakland is Pastner's 5th as head coach	
* interim coach	
^ went on to 20-win season	

TIGER SUCCESS AT FEDEXFORUM

After a rough first year at their new home in 2004-05, the Tigers have bounced back quite nicely and made FedExForum one of the toughest arenas for opponents to play in. The Tigers have a 96-10 overall record (.906 winning percentage) at FedExForum.

Since the 2005 Conference USA Tournament, Memphis has won 86 of its last 90 home games (.956 winning percentage). Furthermore, the 2009-10 seniors — **Pierre Henderson-Niles, Willie Kemp and Doneal Mack** — are 61-2 (.968 winning percentage) at home in FedExForum.

MEMPHIS IN REGULAR SEASON TOURNEYS/CLASSICS

The Tigers have an overall record of 86-56 (.606 winning percentage) in regular season tournaments/classics in the program's history. Memphis has won 16 in-season tournament titles/classics. The Tigers

are 2-1 in this year's 2009 Hall of Fame Showcase.

The last time the Tigers carried home the trophy from an in-season tournament (more than one game) was in the 2007-08 campaign. Memphis won the 2k Sports College Hoops Classic (Benefiting Coaches vs. Cancer) with an 81-70 win over Connecticut at Madison Square Garden. The Tigers also posted a narrow 62-58 overtime win over Southern Cal in the Jimmy V Classic in New York City that same season.

Last year, Memphis finished as the runner-up in the O'Reilly Auto Parts Puerto Rico Tip-Off in San Juan. The Tigers defeated Fairfield, Chattanooga and Seton Hall en route to the championship game. Memphis dropped a 63-58 decision to Xavier in the title game.

NON-CONFERENCE SUCCESS

Memphis has had a long history of success in non-league games, and that has continued in recent years. Since 1999-2000, the Tigers have a non-conference record (including postseason) of 138-46 for a 75.0 winning percentage.

In 2008-09, Memphis had a 17-4 record against non-conference opponents (including postseason).

TIGERS HAUL IN NATION'S NO. 1 RECRUITING CLASS

While head coach **Josh Pastner** has been doing great things with his Tiger team on the court, he and his staff have been equally impressive outside the gym, especially in the area of recruiting. According to several national media web sites, Memphis has the country's No. 1 recruiting class for 2010.

Rivals.com, ESPN.com, Scout.com and *The Sporting News* all rated the Tigers' 2010 class No. 1

FedExForum
The Home of The Tigers

The 2009-10 season marks the sixth for the Tigers in their home arena, FedExForum, which officially opened in September, 2004. Located just a few feet off Beale Street on historic Highway 61, FedExForum rises to extend the heart of the Memphis entertainment district.

Memphis plays all of its 2009-10 home contests in the 18,400-seat arena. FedExForum is also the host site for the 2010 NCAA Women's South Regional in March 2010.

At 135 feet high, FedExForum provides a new backdrop for historic Beale Street. The 805,850 square-foot arena, covering 13.8 acres, features five levels as well as state-of-the-art locker rooms and facilities for sports teams, as well as an exceptional dining and entertainment experiences for its patrons.

Capacity: 18,400

Open House: Sept. 6, 2004

First Event: Usher concert, Sept. 17, 2004

First Memphis Tiger event: Midnight Madness, Oct. 15, 2004

First Memphis exhibition game: vs. Christian Brothers, Nov. 6, 2004 (81-70, W)

First Memphis regular season game: vs. Savannah State, Coaches vs. Cancer, Nov. 11, 2004 (102-40, W)

Memphis record in FedExForum: 96-10 (.906 winning percentage)



in the nation. MaxPreps.com ranks the Tigers' class No. 2 and PrepStars.com No. 3, but both had not updated their rankings since Nov. 13.

TIGERS IN NOVEMBER

While all head coaches focus on March and their teams ready to make postseason runs, the Tigers have done quite well in the month of November. Since 1999-2000, Memphis has a 39-15 record (.722

winning percentage) in November.

One reason for the 15 early setbacks is the rugged national schedule the Tigers have played. Of the 15 November losses, 10 were to nationally-ranked teams.

The Tigers are 26-6 (.813 winning percentage) in November since 2004-05, with five of the six setbacks coming to ranked opponents. The following shows Memphis' progress in November games since

1999-2000:

Year	Nov. Rec.	Losses to Ranked Teams
2009-10	3-1	1
2008-09	4-1	0
2007-08	6-0	0
2006-07	4-1	1
2005-06	5-1	1
2004-05	4-2	2

2010 Tiger Hoops Signees

Antonio Barton/6-2/170

Baltimore, Md./Lake Clifton HS/Notre Dame Prep

Playing his final season of high school basketball in 2009-10 at Notre Dame Prep in Fitchburg, Mass. ... In 2008-09, teamed with his brother, Will, to lead Lake Clifton High School to a perfect 28-0 record and the Maryland 3A state championship ... The Lakers defeated Friendly 75-50 for the title ... Lake Clifton was ranked No. 25 nationally, according to MaxPreps.com ... Averaged 15.6 points, 7.4 assists and 4.1 rebounds during the Lakers' title run in 2008-09 ... Named to the 2009 *Baltimore Sun* All-Metro second team ... Rated among the top point guards in the 2010 class ... Prior to his year at Lake Clifton, attended City College High School in Baltimore and National Christian Academy in Fort Washington, Md.

Will Barton/6-6/170

Baltimore, Md./Lake Clifton HS/Brewster Academy

A consensus top-15 recruit ... Rated the No.3 player in the nation by MaxPreps.com, No. 5 by ESPN.com, No. 8 by *The Sporting News* and Scout.com and No. 10 by PrepStars.com ... Ranked the nation's No. 1 shooting guard by Scout.com ... Rivals.com ranked him the No. 11 overall player and the nation's No. 2 shooting guard ... Played in the 2009 Boost Mobile Elite, one of the nation's premier elite high school hoops events, in August ... Earned "standout player" recognition at the King City Classic, which was a part of the LeBron James Skills Academy, this past summer, according to ESPN.com ... Named MVP of the I-95 Elite Challenge (Baltimore vs. Washington, D.C., high school all-stars) in May ... Netted 18 points in the I-95 Challenge ... Playing his final season of high school basketball in 2009-10 at Brewster Academy in Wolfeboro, N.H. ... In 2008-09, teamed with his brother, Antonio, to lead Lake Clifton High School to a perfect 28-0 record and the Maryland 3A state championship ... Netted a game-high 20 points in the state title victory over Friendly ... Averaged 18.7 points, 10.2 rebounds and 4.4 assists during the Lakers' title run in 2008-09 ... Named the 2009 All-Baltimore City Player of the Year by *The Baltimore Sun* ... Also selected to the *Sun's* All-Metro first team ... Prior to his year at Lake Clifton, attended City College High School in Baltimore and National Christian Academy in Fort Washington, Md.

Tarik Black/6-8/235

Memphis, Tenn./Ridgeway HS

A consensus top-50 recruit ... Rated the No. 26 player in the country by Northstar Basketball Blog, No. 35 player by MaxPreps.com, No. 47 by Rivals.com, No. 48 by PrepStars.com and No. 54 by ESPN.com ... Rivals.com ranked him the No. 7 center in the nation ... Rated the No. 18 power forward by Scout.com ... Playing his

final season of prep basketball at Ridgeway High School in 2009-10 ... Last season, helped lead Ridgeway to the District 15-AAA championship and a 26-6 overall record ... Averaged 15.7 points and 11.8 rebounds for Ridgeway in 2008-09 ... The Roadrunners defeated White Station 68-63 for the district title ... Scored 14 points in the district championship game and was named the district tournament MVP ... Ridgeway advanced to the Region 8-AAA semifinals before falling to Melrose 62-54 ... A member of the Memphis Magic Elite AAU team – along with teammates Chris Crawford, Joe Jackson and Jelan Kendrick -- that won the national championship at the prestigious adidas Super 64 Tournament in Las Vegas this past summer ... Scored 16 points in the championship victory.

Chris Crawford/6-4/185

Memphis, Tenn./Sheffield HS

A top-75 prospect ... Ranked the No. 66 player in the country by Rivals.com ... Rivals.com also ranked him the No. 16 shooting guard in the nation ... Ranked among top 40 shooting guards in the country by ESPN.com (No. 34) and Scout.com (No. 38) ... Playing his final year of prep basketball at Sheffield High School in Memphis in 2009-10 ... Helped lead Sheffield to an 19-15 overall record in 2008-09 ... The Knights earned a Class AA state tournament berth and advanced to the state quarterfinals ... The Class AA state tournament appearance was the first in Sheffield High School history ... Averaged 18.3 points his junior campaign to lead the Knights ... Named to the Tennessee Sports Writers Association (TSWA) All-State team for Class AA ... A member of the Memphis Magic Elite AAU team that won the national championship at the prestigious adidas Super 64 Tournament in Las Vegas this past summer ... Scored 16 points in the championship victory ... Netted the game-winning basket in the tournament final.

Joe Jackson/5-11/160

Memphis, Tenn./White Station HS

A consensus top-15 recruit ... Rated the No. 10 player in the nation by *The Sporting News*, No. 11 by MaxPreps.com, No. 12 by Rivals.com and PrepStars.com, No. 17 by Scout.com and No. 21 by ESPN.com ... Scout.com lists him as the No. 4 point guard in the nation, while Rivals.com and ESPN.com rank him the country's No. 5 point guard ... Playing his final year of prep basketball at White Station High School in Memphis in 2009-10 ... Helped lead the Spartans to a 31-7 overall record and a 15-1 conference mark in 2008-09 ... White Station won the 2009 Tennessee Class AAA state title ... Scored a combined 82 points (27.3 ppg) in the Spartans' three state tournament games en route to the crown ... Netted a game-high 35 points in the state title game victory over Raleigh-Egypt ... Took home Class AAA

state tournament MVP honors ... Named the 2008-09 *Commercial Appeal* Player of the Year ... Averaged 26.2 points in 2008-09, which was the top scoring average in the Memphis area ... Earned Tennessee Sports Writers Association (TSWA) All-State honors for Class AAA ... As a sophomore in 2007-08, helped White Station to the Tennessee Class AAA championship game ... A member of the Memphis Magic Elite AAU team that won the national championship at the prestigious adidas Super 64 Tournament in Las Vegas this past summer .. Was named the Super 64's Most Valuable Player ... Scored a game-high 20 points in the championship victory.

Jelan Kendrick/6-6/185

Atlanta, Ga./Wheeler HS/Westlake HS

A consensus top-15 recruit ... Rated the No. 8 player in the nation by Rivals.com and PrepStars.com, No. 11 by Northstar Basketball Blog, No. 15 by Scout.com and No. 24 by ESPN.com ... Rivals.com also ranked him the No. 2 small forward in the country ... Scout.com rated him the nation's No. 2 shooting guard, PrepStars.com No. 3 and ESPN.com No. 4 ... Will play his final year of prep basketball in 2009-10 at Wheeler High School in Marietta, Ga. ... Wheeler is ranked No. 14 in MaxPreps.com national preseason high school poll... Played his junior campaign (2008-09) for Atlanta's Westlake High School ... Helped lead the Lions to a 22-7 overall record and an 11-2 conference mark ... Westlake advanced to the Georgia state Class AAAAA semifinals in 2008-09 ... Played the latter portion of the 2009 summer AAU schedule with fellow signees Joe Jackson and Chris Crawford for the Memphis Magic Elite ... His AAU squad won the national championship at the prestigious adidas Super 64 Tournament in Las Vegas this past summer.

Hippolyte Tsafack/6-8/230

Cameroon/The Miller School (Charlottesville, Va.)

Name is pronounced: ip – po – LEET/CHA – fack ... Originally from Cameroon and moved to the United States in 2007 ... Playing his final season at prep basketball at The Miller School in Charlottesville, Va., in 2009-10 ... Rated the No.5 "sleeper" of the July 2009 recruiting period, according to nationalhoopsreport.blogspot.com ... Ranked the No. 20 center in the nation by Scout.com ... ESPN.com rated him among the country's top power forwards ... In 2008-09 as a junior, averaged 11.7 points, 10.5 rebounds and 1.6 blocked shots for The Miller School ... Helped lead the Mavericks to a 26-3 overall record in 2008-09 ... The Miller School won its first Virginia Independent School (VIS) Division 2 state championship in 2008-09 ... Scored 13 points and grabbed six rebounds in the Mavericks' 69-61 state title game victory over Atlantic Shores Christian.

TIGERS AMONG WINNINGEST PROGRAMS IN RECENT YEARS

Since 2005-06

1. Memphis.....	137
2. UCLA.....	125
3. Kansas.....	122
4. North Carolina.....	120
5. Florida.....	117
6. Duke.....	112
Pittsburgh.....	112
8. Texas.....	109
9. Gonzaga.....	105
10. Ohio State.....	103

Since 2000-01

1. Duke.....	291
2. Kansas.....	282
3. Memphis.....	267
4. Gonzaga.....	264
5. Florida.....	261
6. Illinois.....	253
Connecticut.....	253
8. Pittsburgh.....	252
9. Texas.....	251
10. Syracuse.....	250

2003-04	2-1	1
2002-03	2-1	0
2001-02	5-2	2
2000-01	2-3	2
1999-2000	2-2	0
Totals	38-15	10

TIGERS CLIMBING CAREER TREYS LIST

Although the perimeter shooting has been a little off to start 2009-10, Tiger Nation knows it's only a matter of time when the treys begin to fall for **Willie Kemp, Doneal Mack** and **Roburt Sallie**.

Kemp and Mack find themselves moving up the Memphis career three-pointers made chart, while Sallie entered the season as the all-time three-point percentage leader, and he still holds that spot. The following are the career lists for three-pointers made and trey percentage:

Career Three-Pointers Made

1. Rodney Carney/2002-06.....	287
2. Anthony Rice/2001-05.....	242
3. Doneal Mack/2006-present.....	186
.....	
11. Willie Kemp/2006-present.....	128

Career Three-Pointer Pct.

1. Roburt Sallie/2008-present.....	43.4
.....	
7. Doneal Mack/2006-present.....	36.5

CALL HIM MR. SWIPE

His perimeter jump shot may not be falling right now, but **Roburt Sallie** is contributing in other ways — especially on the defensive end. Three games into

2009-10, the Tigers' 6-foot-5 guard leads the squad and is second in Conference USA with 14 steals (3.5 spg). He set a career high with four steals in the season-opening win over Jackson State, and then tied the mark with four steals against No. 1/1 Kansas and Tennessee Tech. Sallie had two swipes in the Tigers' win over Central Arkansas

Sallie has also been bullish on the boards with a 3.5 rebounding average from his guard spot. The Sacramento, Calif., native grabbed a career-high seven rebounds versus Jackson State in the season opener.

HE'S BAAAAAACCCCKKKK!

Who's back? Sharp-shooter **Roburt Sallie**, that's who. After four-straight tough shooting games to start 2009-10, Sallie found his stroke in the Tigers' Nov. 24 win over Central Arkansas.

The 6-foot-5 guard scored 17 points on 5-of-8 field goals, 3-of-5 treys and 4-of-4 free throws. Prior to the Nov. 24 game, Sallie was shooting 1-of-14 from the arc (7.1 percent) and 8-of-27 from the field (29.6 percent).

TIGER DEFENSE = TURNOVER MACHINE

Head coach **Josh Pastner** has preached to his Tigers to play hard with a strong effort on the defensive end because the outcome of a lot of Memphis games in 2009-10 will come down to defense. The players are buying in.

After four games, Memphis is forcing its opponents to turn the ball over an average of 20.8 times per contest. The Tigers picked up 20 Jackson State miscues in the season opener, and then forced the No. 1/1 Kansas Jayhawks to turn the ball over 21 times. Memphis forced 24 Tennessee Tech in a Nov. 20 win, and then caused 18 Central Arkansas miscues Nov. 24.

WILLIAMS SETS CAREER SCORING HIGH FOR THIRD-STRAIGHT GAME

After setting his career scoring high (19 points) in his first game wearing the Blue and Gray Nov. 13, **Elliot Williams** did "two-better" in the Tigers' narrow loss to No. 1/1 Kansas Nov. 17. Williams scored a career-high 21 points in Memphis' 57-55 setback to the Jayhawks.

Well, Williams did another "two-better" in the Tigers' win over Tennessee Tech Nov. 20. He set a new career high with 23 points versus the Golden Eagles.

TIGER COACHING SUCCESS IN FIRST OUT-ING

There's always that first game a coach faces after taking over a program. In Memphis basketball history, coaches have fared quite well in their first game leading the Tigers.

On Nov. 13, **Josh Pastner** made his debut as the Tigers' head coach and added another win to that first-game victory column when his Tigers defeated Jackson State 82-53. Memphis head coaches in their first game directing the Tiger program now have a

Memphis Record When...

Leading at half.....	3-0
Behind at half.....	0-1
Tied at half.....	0-0
Scores 80 points or more.....	3-0
Scores 70-79 points.....	0-0
Scores 60-69 points.....	0-0
Scores under 60 points.....	0-1
Has 5+ dbl.-figure scorers.....	0-0
Has 3-4 dbl.-figure scorers.....	3-0
Has 1-2 dbl.-figure scorers.....	0-1
Has 20+ points off bench.....	2-0
Has 15-19 points off bench.....	1-0
Has less than 15 points off bench.....	0-1
Shoots FG 50 pct. or better.....	2-0
Shoots FG 45-49 pct.....	0-0
Shoots FG 40-44 pct.....	1-0
Shoots under 40 pct.....	0-1
Shoots FT 70 pct. or better.....	1-0
Shoots FT 65-69 pct.....	0-1
Shoots FT under 65 pct.....	2-0
Shoots treys 50 pct. or better.....	1-0
Shoots treys 45-49 pct.....	0-0
Shoots treys 40-44 pct.....	0-0
Shoots treys under 40 pct.....	2-1
Hits 10+ treys.....	1-0
Hits 6-9 treys.....	2-1
Hits fewer than 6 treys.....	0-0
Out-rebounds opponents.....	2-0
Opponent out-rebound Tigers.....	0-1
Tied in rebounding.....	1-0
Has 20 or more assists.....	0-0
Has 15-19 assists.....	2-0
Has 14 assists or fewer.....	1-1
Commits 15+ turnovers.....	0-0
Commits 11-14 turnovers.....	3-1
Commits 10 or fewer turnovers.....	0-0
Forces 15+ turnovers.....	3-1
Forces 11-14 turnovers.....	0-0
Forces 10 or fewer turnovers.....	0-0
Opp. shoots FG 50 pct. or better.....	0-0
Opp. shoots FG 45-49 pct.....	0-1
Opp. shoots FG 40-44 pct.....	1-0
Opp. shoots under 40 pct.....	2-0
Opp. shoots treys 50 pct. or better.....	0-0
Opp. shoots treys 45-49 pct.....	0-0
Opp. shoots treys 40-44 pct.....	0-0
Opp. shoots treys under 40 pct.....	3-1

Tickets On Sale For Dec. 12 Memphis-UALR Game In North Little Rock

Tiger Nation has fond memories of playing at the Verizon Center in North Little Rock, Ark., as that was the site where Memphis' 2008 run to the NCAA title game began. Well, the Tigers make a return trip to the Verizon Center in just under three weeks to face Arkansas-Little Rock Dec. 12, and tickets are available.

Game time is 2 p.m. (CT) for the Memphis-UALR contest, and tickets can be purchased by going to the Memphis athletics web site at www.gotigersgo.com and clicking on the Tickets link down the left side of the front page. Fans can also purchase tickets by calling the Athletic Ticket Office at 901-678-2331.

The Dec. 12 Memphis-UALR contest will not be televised.

WKNO/Channel 10 Picks Up Six Tiger Hoops Games For 2009-10

Local Tiger basketball fans got an early Christmas present Nov. 23 when WKNO/Channel 10 and the University of Memphis reached an agreement to televise six games this season. The first WKNO-televised contest is the Nov. 24 Memphis-Central Arkansas game, but it is being broadcast on a tape-delayed basis at 10 p.m. (CT).

The other five WKNO games will be aired live, beginning with the Tigers' home contest versus Oakland Nov. 30. Memphis' encounters with Arkansas State Dec. 5, Montana State Dec. 9, SMU Jan. 30 and SMU Feb. 20 are also scheduled to air live on WKNO.

Greg Gaston of Fox 13 Sports will handle the play-by-play and former Tiger standouts Hank McDowell and Elliot Perry will share color analyst duties. Fox 13's Kristin Tallent will serve as the broadcast's sideline reporter.

The following are the games, dates and times of the WKNO/Channel 10 Tiger hoops television schedule:

Game/Date	Time
Central Arkansas/Nov. 24*	10 p.m. (CT)
Oakland/Nov. 30*	9 p.m. (CT)
Arkansas State/Dec. 5*	9 p.m. (CT)
Montana State/Dec. 9	7 p.m. (CT)
SMU/Jan. 30	2 p.m. (CT)
SMU/Feb. 20	7 p.m. (CT)

* tape-delay broadcast

13-4 overall record (.765 winning percentage).

The following shows the results of the Memphis head coaches in their first games:

Head Coach/Yr.	Opponent	Result
Josh Pastner/2009-10	Jackson St.	82-53, W
John Calipari/2000-01	Temple	62-67, L
Johnny Jones/1999-2000*	Georgetown	55-71, L
Tic Price/1997-98	La.-Monroe#	75-74, W
Larry Finch/1986-87	Cleveland St.^	70-65, W
Dana Kirk/1979-80	Arkansas St.	54-51, W
Wayne Yates/1974-75	Montclair St.	96-60, W
Gene Bartow/1970-71	UC Davis	99-79, W
Moe Iba/1966-67	Western Ky.%	44-52, L
Dean Ehlers/1962-63	McNeese St.	80-52, W
Bob Vanatta/1956-57	Arkansas St.	88-68, W
Eugene Lambert/1951-52	Bethel College	82-55, W
McCoy Tarry/1948-49	Union	51-50, W
Zach Curlin/1924-25	SW Presbyterian	32-22, W
Lester Barnhard/1922-23	Ole Miss	16-14, W
W.H. DePriest/1921-22	Tiptonville	5-6, L
Frederick Grantham/1920-21	Whitehaven	24-14, W

* interim head coach

overtime

^ Cleveland State ranked No. 20 in nation

% Western Kentucky ranked No. 8 in nation

PASTNER THIRD-YOUNGEST HEAD COACH IN NCAA DIVISION I IN 2009-10

If you ask **Josh Pastner** about his age, he just says it's a number. And it is. However, Pastner's age makes him one of the youngest head coaches in NCAA Division I in 2009-10. The following lists the youngest head coaches in NCAA Division I:

Coach, School	Age	Birthdate
Dane Fife, IPFW	30	July 26, 1979
Jason James, UT Martin	31	Oct. 10, 1977
Josh Pastner, Memphis	32	Sept. 26, 1977
Joe Pasternack, New Orleans	32	Apr. 15, 1977
Shaka Smart, VCU	32	Apr. 8, 1977
Brad Stevens, Butler	33	Oct. 22, 1976

MEMPHIS LOOKING FOR TEN IN A ROW

With the opening of the 2009-10 season, the Tigers are in the hunt for a 10th-straight, 20-win season and a 10th-consecutive postseason berth. The last time Memphis put together a string of 10-consecutive, 20-win seasons was from 1984-93, including 31 wins in the 1984-85 NCAA Final Four campaign.

The 2009-10 Tigers will attempt to add to the program's current record of nine-straight postseason bids (6 NCAA, 3 NIT), as the 2008-09 Memphis squad went to the NCAA West Region semifinal (Sweet Sixteen).

Prior to this current record run of nine-straight postseason berths, Memphis had two six-year stretches in which it reached the postseason. The previous two six-year postseason spans were 1972-77 (2 NCAA, 4 NIT) and 1988-93 (4 NCAA, 2 NIT). The run from 1972-77 included the 1973 NCAA title game appearance. The 1988-93 postseason stretch included an NCAA Tournament Elite Eight appearance in 1992.

LAST MEETING

Memphis 69 • Oakland 63

Dec. 29, 2003 • Memphis, Tenn.

Sean Banks scored 20 points and grabbed eight rebounds, as Memphis held off an Oakland comeback to defeat the Grizzlies 69-63.

Memphis led by double digits in both halves, but Oakland cut the lead to two twice in the final four minutes behind 3-point shooting from Mike Helms and Rawle Marshall.

A drive by Marshall with 1:19 remaining pulled Oakland within 63-61. Memphis converted 6-of-12 free throws down the stretch, and the Grizzlies could manage only one more field goal as the Tigers won their fourth straight.

Banks connected on 8-of-14 from the field and 4-of-6 from the line to lead the Tigers. Jeremy Hunt added 15 points and nine assists for Memphis, while Antonio Burks scored 12. Freshman Ivan Lopez, starting his first game, scored 10 points and grabbed seven rebounds.

Helms finished with 20 points before fouling out with 4:03 to play. The senior guard, Oakland's leading scorer, connected on 6-of-17 from the field, including 5-of-9 from behind the arc. Marshall scored 16 for the Grizzlies, while Shawn Hopes scored 12 points, hitting five of his seven shots on the night.

Memphis led by 11 with 6:38 to play after a three-pointer by Burks. But Oakland rattled off an 11-2 run, capped by a Marshall trey with 3:44 left.

The Grizzlies, though, could get no closer as Memphis converted its free throws. Even on the ones the Tigers missed, they grabbed rebounds, preventing Oakland from getting opportunities to cut into the lead.

Memphis led by as many as 11 in the first half, but took just a 33-31 lead into the dressing room. The Grizzlies closed the half with an 8-2 run in the final two minutes to cut the Tiger lead.

Memphis shot 52 percent and forced Oakland into 11 turnovers, but still could not pull away from the Grizzlies. Banks led the Tigers with 12 points.

The difference was Oakland's 5-of-12 shooting from beyond the arc in the first half, while Memphis missed all three of its long-range shots.

Oakland	FG-A	3P-A	FT-A	RB	TP	A TO	B S	Min		
Williams, K.	2-9	2-8	0-0	5	6	3	1	0	1	38
Williams, C.	0-0	0-0	0-0	1	0	0	2	0	2	10
Scott	4-11	0-0	1-4	18	9	9	3	0	3	39
Hopes	5-7	0-0	2-3	3	12	1	3	0	0	23
Marshall	6-14	4-7	0-1	3	16	5	4	0	2	40
Gilmore	0-0	0-0	0-0	0	0	0	0	0	0	0+
Ishmeal	0-2	0-2	0-0	0	0	2	0	0	1	14
Helms	6-17	5-9	3-4	1	20	0	3	0	3	22
Ritzema	0-1	0-0	0-0	1	0	0	0	1	1	14
TEAM	1									
Totals	23-61	11-26	6-12	33	63	20	16	1	11	200

Memphis	FG-A	3P-A	FT-A	RB	TP	A TO	B S	Min		
Lopez	5-8	0-0	0-0	7	10	1	1	0	0	23
Banks	8-14	0-2	4-6	8	20	2	2	2	1	38
Burks	5-14	1-5	1-2	3	12	4	2	0	3	37
Hunt	4-10	1-3	6-10	7	15	9	4	0	2	37
Rice	2-7	1-5	1-2	2	6	1	3	0	2	31
Erwin	2-5	0-0	2-3	13	6	0	3	2	1	26
Diarra	0-0	0-0	0-0	0	0	0	0	0	0	4
Barclay	0-2	0-0	0-2	1	0	0	0	0	0	4
TEAM	5									
Totals	26-60	3-15	14-25	46	69	17	15	4	9	200

Oakland 31 32 — 63
 Memphis 33 36 — 69
Officials: Rose, Thibodeaux, Sittin; **Attendance:** 14,743

2009-10 Memphis Cumulative Statistics
Memphis Combined Team Statistics (as of Nov 29, 2009)
All games

RECORD:	OVERALL	HOME	AWAY	NEUTRAL
ALL GAMES	3-1	3-0	0-0	0-1
CONFERENCE	0-0	0-0	0-0	0-0
NON-CONFERENCE	3-1	3-0	0-0	0-1

##	Player	gp-gs	min	avg	Total		3-Point		F-Throw		Rebounds				pf	dq	a	to	blk	stl	pts	avg
					fg-fga	fg%	3fg-fga	3fg%	ft-fta	ft%	off	def	tot	avg								
15	WILLIAMS, Elliot	4-4	127	31.8	26-56	.464	9-27	.333	22-30	.733	3	15	18	4.5	6	0	15	9	1	5	83	20.8
20	MACK, Doneal	4-3	89	22.3	14-25	.560	10-19	.526	3-5	.600	1	4	5	1.3	12	0	4	3	0	2	41	10.3
03	SALLIE, Roburt	4-3	123	30.8	13-35	.371	4-19	.211	9-13	.692	4	10	14	3.5	5	0	5	4	1	14	39	9.8
10	COLEMAN, Will	4-2	92	23.0	14-20	.700	0-0	.000	10-17	.588	14	15	29	7.3	9	0	3	7	12	3	38	9.5
11	WITHERSPOON, West	4-1	90	22.5	13-27	.481	5-13	.385	6-11	.545	4	8	12	3.0	14	1	5	12	3	5	37	9.3
05	KEMP, Willie	4-4	127	31.8	10-23	.435	5-12	.417	8-8	1.000	2	7	9	2.3	5	0	16	10	1	4	33	8.3
12	BARHAM, Drew	3-0	21	7.0	4-11	.364	2-5	.400	2-3	.667	3	1	4	1.3	4	0	1	0	0	1	12	4.0
01	HENDERSON-NILES,	4-2	76	19.0	6-14	.429	0-0	.000	3-8	.375	7	11	18	4.5	10	0	0	5	0	3	15	3.8
30	STEPHENS, D.J.	4-1	29	7.3	1-3	.333	0-1	.000	2-5	.400	4	4	8	2.0	6	0	0	1	0	1	4	1.0
31	LAIRD, Preston	3-0	8	2.7	0-1	.000	0-0	.000	3-6	.500	1	0	1	0.3	1	0	2	0	0	0	3	1.0
35	FOSTER, Tyler	3-0	4	1.3	1-2	.500	0-1	.000	0-0	.000	1	0	1	0.3	0	0	0	0	0	1	2	0.7
54	JACQUES, Aaron	3-0	5	1.7	0-0	.000	0-0	.000	2-2	1.000	2	1	3	1.0	1	0	0	0	0	0	2	0.7
14	HOLT, Charles	3-0	5	1.7	0-0	.000	0-0	.000	1-2	.500	0	0	0	0.0	0	0	0	2	0	0	1	0.3
32	THOMAS, Malik	3-0	4	1.3	0-0	.000	0-0	.000	0-0	.000	0	0	0	0.0	0	0	0	1	0	1	0	0.0
Team											2	7	9					1				
Total.....		4	800		102-217	.470	35-97	.361	71-110	.645	48	83	131	32.8	73	1	51	55	18	40	310	77.5
Opponents.....		4	800		79-192	.411	9-37	.243	51-80	.638	42	83	125	31.3	83	-	34	83	12	19	218	54.5

TEAM STATISTICS	MEM	OPP	Date	Opponent	Score	Att.
SCORING	310	218	11/13/09	JACKSON STATE	w 82-53	17584
Points per game	77.5	54.5	11/17/09	vs Kansas	L 55-57	12107
Scoring margin	+23.0	-	11/20/09	TENNESSEE TECH	w 92-59	16707
FIELD GOALS-ATT	102-217	79-192	11/24/09	CENTRAL ARKANSAS	w 81-49	16612
Field goal pct	.470	.411	* - Conference game			
3 POINT FG-ATT	35-97	9-37				
3-point FG pct	.361	.243				
3-pt FG made per game	8.8	2.3				
FREE THROWS-ATT	71-110	51-80				
Free throw pct	.645	.638				
F-Throws made per game	17.8	12.8				
REBOUNDS	131	125				
Rebounds per game	32.8	31.3				
Rebounding margin	+1.5	-				
ASSISTS	51	34				
Assists per game	12.8	8.5				
TURNOVERS	55	83				
Turnovers per game	13.8	20.8				
Turnover margin	+7.0	-				
Assist/turnover ratio	0.9	0.4				
STEALS	40	19				
Steals per game	10.0	4.8				
BLOCKS	18	12				
Blocks per game	4.5	3.0				
ATTENDANCE	50903	12107				
Home games-Avg/Game	3-16968	0-0				
Neutral site-Avg/Game	-	1-12107				

Score by Periods	1st	2nd	Totals
Memphis	135	175	310
Opponents	86	132	218

2009-10 Memphis Cumulative Statistics
Memphis Points-Rebounds-Assists (as of Nov 29, 2009)
All games

Opponent	Date	Score		01	03	05	10	11	12	14
				HENDERSON-	SALLIE,ROB	KEMP,WILLI	COLEMAN,WI	WITHERSPOO	BARHAM,DRE	HOLT,CHARL
JACKSON STATE	11/13/09	82-53	w	5-5-0	7-7-4	4-4-3	16-10-0	13-4-1	7-2-0	0-0-0
vs Kansas	11/17/09	55-57	L	3-4-0	5-4-0	7-1-3	8-5-0	4-2-0	DNP	DNP
TENNESSEE TECH	11/20/09	92-59	w	2-8-0	10-1-1	11-4-6	9-8-1	9-3-2	5-1-0	0-0-0
CENTRAL ARKANSAS	11/24/09	81-49	w	5-1-0	17-2-0	11-0-4	5-6-2	11-3-2	0-1-1	1-0-0

Opponent	Date	Score		15	20	30	31	32	35	54
				WILLIAMS,E	MACK,DONEA	STEPHENS,D	LAIRD,PRES	THOMAS,MAL	FOSTER,TYL	JACQUES,AA
JACKSON STATE	11/13/09	82-53	w	19-3-3	8-1-2	1-2-0	2-0-1	0-0-0	0-0-0	0-1-0
vs Kansas	11/17/09	55-57	L	21-6-0	7-0-1	0-0-0	DNP	DNP	DNP	DNP
TENNESSEE TECH	11/20/09	92-59	w	23-4-4	20-3-1	0-1-0	1-1-0	0-0-0	0-0-0	2-2-0
CENTRAL ARKANSAS	11/24/09	81-49	w	20-5-8	6-1-0	3-5-0	0-0-1	0-0-0	2-1-0	0-0-0

Game • Recaps • And • Boxscores

GAME #1

Memphis 82 • Jackson State 53
Nov. 13, 2009 • Memphis, Tenn.

Elliot Williams scored 19 points and Will Coleman posted his first NCAA Division I double-double with 16 points and 10 boards to lift Memphis to an 82-53 victory over Jackson State in the 2009-10 season opener for both schools.

Wesley Witherspoon netted a career high with 13 points, while Roburt Sallie recorded career best for rebounds (7), assists (4) and steals (4). Coleman also added five blocks for the Tigers.

Garrison Johnson led Jackson State with 16 points, while Grant Maxey had 11 points. De'Suan Dixon led the visiting Tigers on the glass with five rebounds.

Memphis used a hustling defense to force Jackson State into 20 turnovers and a 36.8 percent shooting clip from the field. The home Tigers won the battle on the boards 43-33.

The contest was close the opening 15 minutes with Memphis holding a narrow 17-15 advantage with 6:04 left before the intermission. From that point, the Tigers took over the game, finishing the first half with a 21-6 spurt to take a 38-21 lead into the break. Williams' eight points and Coleman's six points, including a tip-in at the first-half buzzer, paced the Memphis run.

After halftime, Jackson State used a 13-3 spark to pull to within seven at 41-34 with 17:02 to go. The Tigers, though, responded with a 19-3 spurt that gave them a 60-37 lead at the 11:48 mark and put the contest out of reach.

Memphis shot 43.1 percent from the field and 33.3 percent from the arc.

JSU	FG-A	3P-A	FT-A	RB	TP	A TO	B	S	Min
Hanson	0-1	0-1	1-2	2	1	1	1	0	14
Maxey	5-13	0-2	1-2	3	11	1	1	1	28
Blake	0-1	0-0	0-0	3	0	1	0	1	10
Melvin	1-4	0-1	0-0	2	2	4	3	0	22
Johnson	6-17	2-5	2-2	2	16	0	2	2	33
Burk	2-2	0-0	2-2	2	6	0	1	0	21
Major	0-0	0-0	0-0	0	0	0	0	0	6
Williams, C.	1-1	0-0	0-1	0	2	0	2	0	7
Lewis	1-1	1-1	0-0	0	3	1	0	0	3
Williams, P.	0-2	0-0	1-2	2	1	1	1	0	14
Dixon	1-5	0-1	0-0	5	2	2	3	0	14
Jefferson	0-0	0-0	0-0	1	0	0	0	0	3
Jones	2-4	0-0	0-1	3	4	0	1	0	4
Swanier	1-1	1-1	0-0	0	3	0	2	0	3
Gregory	1-5	0-0	0-0	4	2	0	3	0	18
TEAM				4					
Totals	21-57	4-12	7-13	33	53	11	20	4	200

Memphis	FG-A	3P-A	FT-A	RB	TP	A TO	B	S	Min
H. Niles	2-4	0-0	1-4	5	5	0	2	0	18
Witherspoon	3-9	2-5	5-7	4	13	1	1	1	20
Sallie	2-8	1-5	2-5	7	7	4	1	0	34
Kemp	1-3	0-2	2-2	4	4	3	3	1	33
Williams	5-11	2-6	7-11	3	19	3	3	0	33
Coleman	5-7	0-0	6-7	10	16	0	1	5	21
Barham	2-2	1-1	2-3	2	7	0	0	0	6
Holt	0-0	0-0	0-0	0	0	0	0	0	1
Mack	2-4	2-3	2-2	1	8	2	1	0	20
Stephens	0-1	0-1	1-3	2	1	0	1	0	9
Laird	0-1	0-0	2-4	0	2	1	0	0	2
Thomas	0-0	0-0	0-0	0	0	0	0	1	1
Foster	0-1	0-1	0-0	0	0	0	0	0	1
Jacques	0-0	0-0	0-0	1	0	0	0	0	1
TEAM				4					
Totals	22-51	8-24	30-48	43	82	14	14	7	200

Jackson State 21 32 — 53
 Memphis 38 44 — 82
Officials: Gattis, Ervin, Smith; **Attendance:** 17,584

GAME #2

#1/1 Kansas 57 • Memphis 55
Nov. 17, 2009 • St. Louis, Mo.
Basketball Hall of Fame Showcase

The No. 1 Kansas Jayhawks escaped with a 57-55 win over the Memphis Tigers in a rematch of the 2008 National Championship game at the Scottrade Center in St. Louis, Mo. The game was the opening contest of the 2009 Hall of Fame Showcase for Memphis.

Elliot Williams finished with a career-high 21 points and six rebounds to lead the Tigers. Will Coleman was the Tigers' second-leading scorer with eight points off the bench. He also added five rebounds and two blocked shots.

Kansas was led by 2008 All Big-12 first team selection Cole Aldrich's double-double of 18 points and 11 rebounds. Sherron Collins finished the game with 12 points and five boards, while freshman Xavier Henry had 11 points for the Jayhawks.

Memphis forced the Jayhawks into 21 turnovers on the night, but it was still not enough to overcome its shooting woes. The Tigers shot just 34.5 percent from the field, including 24 percent from beyond the arc. Kansas also dominated Memphis on the glass, out-rebounding Memphis 36-25.

Kansas would extend its lead to as many as 10 in the second half, leading 38-28 at the 13:54 mark. Memphis head coach Josh Pastner then called a quick timeout to regroup. Coming out of the timeout, the Tigers connected on two quick layups to cut the deficit to six.

Eventually, Memphis would get the ball with 18 seconds left, trailing by two. Williams missed a last-second three pointer that would have given the Tigers the victory, and Kansas grabbed the rebound to run out the clock.

Memphis	FG-A	3P-A	FT-A	RB	TP	A TO	B	S	Min
H. Niles	1-3	0-0	1-2	4	3	0	2	0	19
Sallie	2-10	0-6	1-1	4	5	0	1	0	33
Kemp	2-9	1-3	2-2	1	7	3	2	0	35
Williams	6-18	3-11	6-8	6	21	0	2	1	39
Mack	2-3	2-3	1-3	0	7	1	1	0	24
Coleman	4-6	0-0	0-0	5	8	0	3	2	24
Witherspoon	2-6	0-2	0-0	2	4	0	2	0	26
Stephens	0-0	0-0	0-0	0	0	0	0	0	0+
TEAM				3					
Totals	19-55	6-25	11-16	25	55	4	13	3	200

Kansas	FG-A	3P-A	FT-A	RB	TP	A TO	B	S	Min
Morris	1-1	0-0	2-2	6	4	0	3	1	15
Aldrich	7-10	0-0	4-5	11	18	0	5	1	30
Henry	3-11	0-2	5-6	6	11	0	4	0	32
Collins	5-7	1-1	1-2	5	12	2	2	0	32
Taylor	0-4	0-0	2-2	3	2	5	7	0	33
Robinson	0-1	0-0	0-0	1	0	0	0	0	2
Reed	0-2	0-2	0-0	1	0	0	0	0	18
Johnson	0-0	0-0	0-0	0	0	1	3	0	7
Morris	4-7	0-0	2-4	1	10	2	2	0	31
TEAM				2					
Totals	20-43	1-5	16-21	36	57	10	21	6	200

Memphis 20 35 — 55
 Kansas 26 31 — 57
Officials: Welmer, Olson, Whitehead
Attendance: 12,107

GAME #3

Memphis 92 • Tennessee Tech 59
Nov. 24, 2009 • Memphis, Tenn.
Basketball Hall of Fame Showcase

Led by Elliot Williams' career-high 23 points, along with three other Tigers in double figures, Memphis knocked off Tennessee Tech 92-59 at FedExForum.

Willie Kemp added 11 points, six assists and four rebounds. Roburt Sallie scored 10 points on 4-of-9 shooting. Will Coleman scored eight points to go along with nine rebounds in 22 minutes.

Tennessee Tech was able to keep the game close early, closing the deficit to five when Kevin Murphy knocked in a jumper at the 6:45 mark.

However, the Golden Eagles, who were playing their second game in as many days, couldn't keep up as Memphis would go on a 10-0 run over the next three minutes to put the game out of reach. The Tigers then ended the half with a duo of explosive dunks — first by Williams and then by Coleman on an alley-oop from Williams — to make it 40-23 going into the locker room.

Kevin Murphy led the Golden Eagles with a game-high tying 23 points to go along with four assists. Jud Dillard was the only other Golden Eagle in double figures, scoring 12 points in 20 minutes.

Memphis shot 55.7 percent from the floor, including 37.5 percent from beyond the arc. Tennessee Tech shot 42.6 percent from the floor, but only 22.2 percent (2-of-9) from the arc.

Tenn. Tech	FG-A	3P-A	FT-A	RB	TP	A TO	B	S	Min
Inameti	3-6	0-0	1-2	4	7	2	2	1	25
Jones	2-6	0-0	0-0	2	4	1	3	0	18
Murphy	8-16	2-5	5-6	4	23	2	5	0	33
Muhammad	0-2	0-2	1-2	3	1	2	4	0	22
Davis	1-2	0-1	0-0	4	2	2	4	0	24
Newton	0-1	0-1	2-2	1	2	0	0	0	7
Barnes	1-3	0-0	0-3	3	2	0	0	1	17
Hunley	0-0	0-0	0-0	0	0	0	0	0	3
Pickens	1-2	0-0	2-2	0	4	0	1	0	15
Dillard	6-11	0-0	0-1	2	12	2	3	0	20
Bailey	1-5	0-0	0-0	2	2	0	1	0	16
TEAM				6					
Totals	23-54	2-9	11-18	31	59	11	24	1	200

Memphis	FG-A	3P-A	FT-A	RB	TP	A TO	B	S	Min
Coleman	3-4	0-0	3-8	8	9	1	3	3	22
Sallie	4-9	0-3	2-3	1	10	1	1	1	29
Kemp	4-6	3-5	0-0	4	11	6	1	0	29
Williams	8-12	0-2	7-8	4	23	4	3	0	28
Mack	8-14	4-9	0-0	3	20	1	1	0	25
H. Niles	1-5	0-0	0-0	8	2	0	0	0	18
Witherspoon	4-5	1-2	0-3	3	9	2	3	1	21
Barham	2-6	1-3	0-0	1	5	0	0	0	10
Holt	0-0	0-0	0-0	0	0	0	1	0	2
Stephens	0-0	0-0	0-0	1	0	0	0	1	6
Laird	0-0	0-0	1-2	1	1	0	0	0	3
Thomas	0-0	0-0	0-0	0	0	0	1	0	2
Foster	0-0	0-0	0-0	0	0	0	0	0	2
Jacques	0-0	0-0	2-2	2	2	0	0	0	3
TEAM				2					
Totals	34-61	9-24	15-26	38	92	15	14	5	200

Tennessee Tech 23 36 — 59
 Memphis 40 52 — 92
Officials: Welmer, O'Neil, Shows; **Attendance:** 16,707

Game • Recaps • And • Boxscores

GAME #4

Memphis 81 • Central Arkansas 49
Nov. 24, 2009 • Memphis, Tenn.

After struggling to find its touch from beyond the arc in the first three games, Memphis rode a season-best three-point shooting performance to defeat Central Arkansas 81-49.

Elliot Williams led the Tigers in scoring for the fourth-consecutive game with 20 points to go along with eight assists. It was his third-straight game of 20 or more points. Williams also set new career highs in both three pointers made (four) and assists (eight).

For the second-straight game, four Tigers scored in double figures. Robert Sallie scored a season-high 17. Willie Kemp scored a season-high tying 11 points and Wesley Witherspoon also added 11 points.

Trailing 9-7 at the 11:45 mark in the first half, the Tigers went on a 14-3 run marked by a trifecta of three-pointers from Williams to take the lead 21-12. Williams made four treys in the game, a new career high.

Witherspoon then hit a three-pointer with 6:39 to extend the Memphis lead to 24-12. Memphis put the game out of reach when Sallie stole the ball and converted a breakaway layup despite being intentionally fouled. Sallie made the foul shot, as well as the additional free throw from the intentional foul to complete a four-point play and put the Tigers up 33-16.

Central Arkansas was led by Mitch Rueter's 17-point, six-rebound performance. Mike Pouncy was the only other Bear in double figures, netting 12 points in 25 minutes of action.

The Tigers turned in an impressive shooting performance, going 27-of-50 (54 percent) from the floor, 12-of-24 (50 percent) from deep and 15-of-20 (75 percent) from the charity stripe.

UCA	FG-A	3P-A	FT-A	RB	TP	A	TO	B	S	Min
Rueter	5-10	1-3	6-10	6	17	0	3	0	2	35
Dos Santos	1-5	0-0	3-4	6	5	0	1	0	1	29
Pouncy	5-8	0-0	2-4	5	12	0	1	0	0	25
Rehmel	1-6	1-4	2-2	1	5	0	1	0	0	29
Qahwash	0-0	0-0	1-2	2	1	3	0	0	0	17
Clayborn	0-2	0-1	1-2	1	1	0	2	0	0	20
Sheppard	0-0	0-0	2-4	1	2	0	3	1	1	14
Poellnitz	3-7	0-3	0-0	1	6	1	3	0	1	29
Williams	0-0	0-0	0-0	0	0	0	0	0	0	2
TEAM				2						
Totals	15-38	2-11	17-28	25	49	2	18	1	5	200

Memphis	FG-A	3P-A	FT-A	RB	TP	A	TO	B	S	Min
Coleman	2-3	0-0	1-2	6	5	2	0	2	0	25
Stephens	1-2	0-0	1-2	5	3	0	0	0	0	14
Kemp	3-5	1-2	4-4	0	11	4	4	0	0	30
Williams	7-15	4-8	2-3	5	20	8	1	0	0	27
Mack	2-4	2-4	0-0	1	6	0	0	0	1	20
H-Niles	2-2	0-0	1-2	1	5	0	1	0	1	21
Sallie	5-8	3-5	4-4	2	17	0	1	0	2	27
Witherspoon	4-7	2-4	1-1	3	11	2	6	1	1	23
Barham	0-3	0-1	0-0	1	0	1	0	0	0	5
Holt	0-0	0-0	1-2	0	1	0	1	0	0	2
Laird	0-0	0-0	0-0	0	0	1	0	0	0	3
Thomas	0-0	0-0	0-0	0	0	0	0	0	0	1
Foster	1-1	0-0	0-0	1	2	0	0	0	0	1
Jacques	0-0	0-0	0-0	0	0	0	0	0	0	1
TEAM				4						
Totals	27-50	12-24	15-20	25	81	18	14	3	6	200

Central Arkansas 16 33 — 49
 Memphis 37 44 — 81

Officials: O'Neil, Malham, Shaw


Attendance: 16,612

UPDATED - PLAYER - BIOS

PIERRE HENDERSON-NILES

1

6-8 - 270
FORWARD - SENIOR
MEMPHIS, TENN.
PATTERSON SCHOOL



- Tied season-high with five points against Central Arkansas, also played season-high 21 minutes and was two-for-two from the field
- Recorded eight rebounds and scored two points vs. Tennessee Tech
- Had three points and four rebounds vs. No. 1 Kansas
- Tallied five points and five rebounds in season-opener vs. Jackson State
- Averaged 8.0 points and 7.0 rebounds in two exhibition games vs. Christian Brothers and LeMoyné-Owen

2009-10 Game-By-Game Statistics

Date/Opponent	FG-A	3P-A	FT-A	RB	TP	A	TO	B	S	Min
11-13/Jackson State *	2-4	0-0	1-4	5	5	0	2	0	1	18
11-17/vs. Kansas *	1-3	0-0	1-2	4	3	0	2	0	1	19
11-20/Tennessee Tech	1-5	0-0	0-0	8	2	0	0	0	0	18
11-24/Central Arkansas	2-2	0-0	1-2	1	5	0	1	0	1	21
11-30/Oakland										
12-5/Arkansas State										
12-9/Montana State										
12-12/at UALR										
12-19/at UMASS										
12-22/SEMO										
12-28/IUPUI										
12-31/Tennessee										
1-3/Houston Baptist										
1-6/at Syracuse										
1-9/at Southern Miss										
1-13/East Carolina										
1-16/at Rice										
1-20/UTEP										
1-23/Houston										
1-27/at Marshall										
1-30/at SMU										
2-3/UAB										
2-6/Gonzaga										
2-10/UCF										
2-13/at Tulsa										
2-17/at Tulane										
2-20/SMU										
2-24/at Houston										
2-27/Southern Miss										
3-3/at UAB										
3-6/Tulsa										
Totals	6-14	0-0	3-8	18	15	0	5	0	3	76
Pct./Avg.	.429	.000	.375	4.5	3.8	0.0	1.3	0.0	0.8	19.0

** indicates start*

Career Highs

Points	12 vs. Syracuse (12/20/08)
Rebounds.....	10, two times, last vs. East Carolina (1/28/09)
Field Goals Made	5 vs. Syracuse (12/20/08)
Field Goals Attempted.....	9 vs. Syracuse (12/20/08)
Three-Point Field Goals Made	None
Three-Point Field Goals Attempted.....	1 vs. UCF (1/31/07)
Free Throws Made.....	3 vs. Seton Hall (11/21/08)
Free Throws Attempted.....	6, three times, last vs. Seton Hall (11/21/08)
Assists.....	1, nine times, last vs. Cal State Northridge (3/19/09)
Blocks.....	3 vs. Lamar (1/3/09)
Steals.....	3, three times, last vs. Northeastern (12/31/08)
Minutes Played	27 vs. UALR (12/17/08)

Season Highs

Points	5, two times, last vs. Central Arkansas (11/24/09)
Rebounds.....	8 vs. Tennessee Tech (11/20/09)
Field Goals Made	2, two times, last vs. Central Arkansas (11/24/09)
Field Goals Attempted.....	5 vs. Tennessee Tech (11/13/09)
Three-Point Field Goals Made	None
Three-Point Field Goals Attempted.....	None
Free Throws Made.....	1, two times, last vs. Kansas (11/17/09)
Free Throws Attempted.....	4 vs. Jackson State (11/13/09)
Assists.....	None
Blocks.....	None
Steals.....	1, three times, last vs. Central Arkansas (11/24/09)
Minutes Played	21 vs. Central Arkansas (11/24/09)

HENDERSON - NILES CAREER STATISTICS


Year	GP-GS	Min/Avg	— Total —		— 3-Point —		FT-A	Pct	— Rebounds —			PF-FO	A	TO	B	ST	Pts-Avg
			FG-A	Pct	FG-A	Pct			Off-Def	Tot	Avg						
2006-07	25-0	185/7.4	16-38	.421	0-1	.000	7-16	.438	20-34	54	2.2	36-1	4	16	9	8	39-1.6
2007-08	26-0	98/3.8	6-15	.400	0-0	.000	5-18	.278	10-11	21	0.8	24-0	2	4	0	2	17-0.7
2008-09	36-10	453/12.6	36-75	.480	0-0	.000	15-28	.536	51-79	130	3.6	64-2	4	25	13	12	87-2.4
2009-10	4-2	76/19.0	6-14	.429	0-0	.000	3-8	.375	7-11	18	4.5	10-0	0	5	0	3	15-3.8
Total	91-12	812/8.9	64-142	.451	0-1	.000	30-70	.429	88-135	223	2.5	134-3	10	50	22	25	158-1.7

UPDATED - PLAYER - BIOS

JAMES HARVEY, JR.

2

6-2 - 200
GUARD - JUNIOR
MEMPHIS, TENN.
SOUTHEASTERN C.C.



2009-10 Game-By-Game Statistics

Date/Opponent	FG-A	3P-A	FT-A	RB	TP	A	TO	B	S	Min
11-13/Jackson State	-DNP (Ineligible until second semester)									
11-17/vs. Kansas	-DNP (Ineligible until second semester)									
11-20/Tennessee Tech	-DNP (Ineligible until second semester)									
11-24/Central Arkansas	-DNP (Ineligible until second semester)									
11-30/Oakland										
12-5/Arkansas State										
12-9/Montana State										
12-12/at UALR										
12-19/at UMASS										
12-22/SEMO										
12-28/IUPUI										
12-31/Tennessee										
1-3/Houston Baptist										
1-6/at Syracuse										
1-9/at Southern Miss										
1-13/East Carolina										
1-16/at Rice										
1-20/UTEP										
1-23/Houston										
1-27/at Marshall										
1-30/at SMU										
2-3/UAB										
2-6/Gonzaga										
2-10/UCF										
2-13/at Tulsa										
2-17/at Tulane										
2-20/SMU										
2-24/at Houston										
2-27/Southern Miss										
3-3/at UAB										
3-6/Tulsa										
Totals	0-0	0-0	0-0	0	0	0	0	0	0	0
Pct./Avg.	.000	.000	.000	0.0	0.0	0.0	0.0	0.0	0.0	0.0
<i>* indicates start</i>										

- Will be eligible to compete at the start of the spring semester

Career Highs

Points	None
Rebounds.....	None
Field Goals Made	None
Field Goals Attempted.....	None
Three-Point Field Goals Made	None
Three-Point Field Goals Attempted.....	None
Free Throws Made.....	None
Free Throws Attempted.....	None
Assists.....	None
Blocks.....	None
Steals.....	None
Minutes Played	None

Season Highs

Points	None
Rebounds.....	None
Field Goals Made	None
Field Goals Attempted.....	None
Three-Point Field Goals Made	None
Three-Point Field Goals Attempted.....	None
Free Throws Made.....	None
Free Throws Attempted.....	None
Assists.....	None
Blocks.....	None
Steals.....	None
Minutes Played	None

HARVEY, JR. CAREER STATISTICS

Year	GP-GS	Min/Avg	— Total —		— 3-Point —		— Rebounds —			PF-FO	A	TO	B	ST	Pts-Avg
			FG-A	Pct	FG-A	Pct	FT-A	Pct	Off-Def	Tot	Avg				
2009-10															Will be eligible to play during second semester

UPDATED - PLAYER - BIOS

ROBURT SALLIE



6-5 - 196
GUARD - JUNIOR
SACRAMENTO, CALIF.
CC OF SAN FRAN



2009-10 Game-By-Game Statistics

Date/Opponent	FG-A	3P-A	FT-A	RB	TP	A	TO	B	S	Min
11-13/Jackson State *	2-8	1-5	2-5	7	7	4	1	0	4	34
11-17/vs. Kansas *	2-10	0-6	1-1	4	5	0	1	0	4	33
11-20/Tennessee Tech *	4-9	0-3	2-3	1	10	1	1	1	4	29
11-24/Central Arkansas	5-8	3-5	4-4	2	17	0	1	0	2	27
11-30/Oakland										
12-5/Arkansas State										
12-9/Montana State										
12-12/at UALR										
12-19/at UMASS										
12-22/SEMO										
12-28/IUPUI										
12-31/Tennessee										
1-3/Houston Baptist										
1-6/at Syracuse										
1-9/at Southern Miss										
1-13/East Carolina										
1-16/at Rice										
1-20/UTEP										
1-23/Houston										
1-27/at Marshall										
1-30/at SMU										
2-3/UAB										
2-6/Gonzaga										
2-10/UCF										
2-13/at Tulsa										
2-17/at Tulane										
2-20/SMU										
2-24/at Houston										
2-27/Southern Miss										
3-3/at UAB										
3-6/Tulsa										
Totals	13-35	4-19	9-13	14	39	5	4	1	14	123
Pct./Avg.	.371	.211	.692	3.5	9.8	1.3	1.0	0.3	3.5	30.8

** indicates start*

- Scored second-highest point total in career with 17 points against Central Arkansas. Shot five-of-eight from the field and hit three shots from beyond the arc. Second game in a row that he scored 10 points or more
- Recorded a career-high with four made free-throws against Central Arkansas
- Tallied 10 points vs. Tennessee Tech, was one of four players to score in double-figures against Tennessee Tech
- Recorded his third-straight game with four steals against Tennessee Tech
- Scored seven points and tallied seven rebounds in season-opener against Jackson State, while appearing in 34 minutes and earning his first career start
- Set career-highs in rebounds (7), assists (4) and steals (4) in the opening game of the season vs. Jackson State
- Tallied five points and four rebounds against Kansas, also had his second straight game with four steals, tying his career-high set against Jackson State
- Averaged 11.0 points and 4.5 rebounds in two exhibition vs. Christian Brothers and LeMoyne-Owen

Career Highs

Points.....	35 vs. Cal State Northridge (3/19/09)
Rebounds.....	7 vs. Jackson State (11/13/09)
Field Goals Made.....	12 vs. Cal State Northridge (3/19/09)
Field Goals Attempted.....	17 vs. Cal State Northridge (3/19/09)
Three-Point Field Goals Made.....	10 vs. Cal State Northridge (3/19/09)
Three-Point Field Goals Attempted.....	15 vs. Cal State Northridge (3/19/09)
Free Throws Made.....	4 vs. Central Arkansas (11/24/09)
Free Throws Attempted.....	5 vs. Jackson State (11/13/09)
Assists.....	4 vs. Jackson State (11/13/09)
Blocks.....	2, two times, last vs. Missouri (3/26/09)
Steals.....	4, three times, last vs. Tennessee Tech (11/20/09)
Minutes Played.....	36 vs. Cal State Northridge (3/19/09)

Season Highs

Points.....	17 vs. Central Arkansas (11/24/09)
Rebounds.....	7 vs. Jackson State (11/13/09)
Field Goals Made.....	5 vs. Central Arkansas (11/24/09)
Field Goals Attempted.....	10 vs. Kansas (11/17/09)
Three-Point Field Goals Made.....	3 vs. Central Arkansas (11/24/09)
Three-Point Field Goals Attempted.....	6 vs. Kansas (11/17/09)
Free Throws Made.....	4 vs. Central Arkansas (11/24/09)
Free Throws Attempted.....	5 vs. Jackson State (11/13/09)
Assists.....	4 vs. Jackson State (11/13/09)
Blocks.....	None
Steals.....	4, three times, last vs. Tennessee Tech (11/20/09)
Minutes Played.....	34 vs. Jackson State (11/13/09)

SALLIE CAREER STATISTICS

Year	GP-GS	Min/Avg	— Total —		— 3-Point —		— Rebounds —					PF-FO	A	TO	B	ST	Pts-Avg
			FG-A	Pct	FG-A	Pct	FT-A	Pct	Off-Def	Tot	Avg						
2008-09	36-0	551/15.3	67-162	.414	55-117	.470	21-26	.808	16-41	57	1.6	59-2	27	11	11	27	210-5.8
2009-10	4-3	123/30.8	13-35	.371	4-19	.211	9-13	.692	4-10	14	3.5	5-0	5	4	1	14	39-9.8
Total	40-3	674/16.9	80-197	.406	59-136	.434	30-39	.769	20-51	71	1.8	64-2	32	15	12	41	249-6.3

UPDATED - PLAYER - BIOS

WILLIE KEMP

5

6-2 - 184
GUARD - SENIOR
BOLIVAR, TENN.
BOLIVAR CENTRAL



2009-10 Game-By-Game Statistics

Date/Opponent	FG-A	3P-A	FT-A	RB	TP	A	TO	B	S	Min
11-13/Jackson State *	1-3	0-2	2-2	4	4	3	3	1	2	33
11-17/vs. Kansas *	2-9	1-3	2-2	1	7	3	2	0	1	35
11-20/Tennessee Tech *	4-6	3-5	0-0	4	11	6	1	0	1	29
11-24/Central Arkansas *	3-5	1-2	4-4	0	11	4	4	0	0	30
11-30/Oakland										
12-5/Arkansas State										
12-9/Montana State										
12-12/at UALR										
12-19/at UMASS										
12-22/SEMO										
12-28/IUPUI										
12-31/Tennessee										
1-3/Houston Baptist										
1-6/at Syracuse										
1-9/at Southern Miss										
1-13/East Carolina										
1-16/at Rice										
1-20/UTEP										
1-23/Houston										
1-27/at Marshall										
1-30/at SMU										
2-3/UAB										
2-6/Gonzaga										
2-10/UCF										
2-13/at Tulsa										
2-17/at Tulane										
2-20/SMU										
2-24/at Houston										
2-27/Southern Miss										
3-3/at UAB										
3-6/Tulsa										
Totals	10-23	5-12	8-8	9	33	16	10	1	4	123
Pct./Avg.	.435	.417	1.000	2.3	8.3	4.0	2.5	0.3	1.0	30.8

** indicates start*

- Currently eight-of-eight from the charity stripe. Hit four-of-four from the free-throw line against Central Arkansas
- Tallied 11 points for the second game in a row against Central Arkansas
- Scored 11 points against Tennessee Tech, is his highest point total since he scored nine points against East Carolina on 1/28/09
- Dished out six assists against Tennessee Tech
- Hit three-of-five beyond the arc against Tennessee Tech
- Had seven points and three assists against No. 1 Kansas, also played a career-high 35 minutes vs. the Jayhawks
- Scored four points and had four rebounds and three assists vs. Jackson State
- Secured a block against Jackson State, his seventh of his career
- Averaged 8.5 points and 4.0 rebounds in two exhibition games vs. Christian Brothers and LeMoyné-Owen

Career Highs

Points	22 vs. Arkansas State (11/20/07)
Rebounds	7, two times, last vs. Tulsa (1/24/07)
Field Goals Made	8, two times, last vs. Arkansas State (11/20/07)
Field Goals Attempted	13 vs. Jackson State (11/16/06)
Three-Point Field Goals Made	6, two times, last vs. Arkansas State (11/20/07)
Three-Point Field Goals Attempted	9 vs. Cincinnati (1/4/07)
Free Throws Made	6 vs. Seton Hall (11/21/08)
Free Throws Attempted	7 vs. Oklahoma (11/20/06)
Assists	9 vs. Middle Tennessee (12/23/06)
Blocks	1, seven times, last vs. Jackson State (11/13/09)
Steals	5 vs. Tulsa (1/13/09)
Minutes Played	35 vs. Kansas (11/17/09)

Season Highs

Points	11, two times, last vs. Central Arkansas (11/24/09)
Rebounds	4, two times, last vs. Tennessee Tech (11/20/09)
Field Goals Made	4 vs. Tennessee Tech (11/20/09)
Field Goals Attempted	9 vs. Kansas (11/17/09)
Three-Point Field Goals Made	3 vs. Tennessee Tech (11/20/09)
Three-Point Field Goals Attempted	5 vs. Tennessee Tech (11/20/09)
Free Throws Made	4 vs. Central Arkansas (11/24/09)
Free Throws Attempted	4 vs. Central Arkansas (11/24/09)
Assists	6 vs. Tennessee Tech (11/20/09)
Blocks	1 vs. Jackson State (11/13/09)
Steals	2 vs. Jackson State (11/13/09)
Minutes Played	35 vs. Kansas (11/17/09)

KEMP CAREER STATISTICS


Year	GP-GS	Min/Avg	— Total —		— 3-Point —		— Rebounds —			PF-FO	A	TO	B	ST	Pts-Avg		
			FG-A	Pct	FG-A	Pct	FT-A	Pct	Off-Def							Tot	Avg
2006-07	37-36	793/21.4	85-223	.381	51-132	.386	16-39	.410	21-64	85	2.3	55-1	82	48	2	24	237-6.4
2007-08	40-0	552/13.8	67-175	.383	51-139	.367	16-25	.640	9-30	39	1.0	25-0	60	20	3	25	201-5.0
2008-09	36-2	485/13.5	32-113	.283	21-80	.263	21-33	.636	10-22	32	0.9	29-0	44	19	1	33	106-2.9
2009-10	4-4	123/30.8	10-23	.435	5-12	.417	8-8	1.000	2-7	9	2.3	5-0	16	10	1	4	33-8.3
Total	117-42	1957/16.7	194-534	.363	128-363	.353	61-105	.581	42-123	165	1.4	115-1	202	97	7	86	577-4.9

UPDATED - PLAYER - BIOS

WILL COLEMAN

10

6-9 - 250
FORWARD - JUNIOR
COLUMBUS, GA.
MIAMI DADE COLLEGE



2009-10 Game-By-Game Statistics

Date/Opponent	FG-A	3P-A	FT-A	RB	TP	A	TO	B	S	Min
11-13/Jackson State	5-7	0-0	6-7	10	16	0	1	5	0	21
11-17/vs. Kansas	4-6	0-0	0-0	5	8	0	3	2	2	24
11-20/Tennessee Tech *	3-4	0-0	3-8	8	9	1	3	3	1	22
11-24/Central Arkansas *	2-3	0-0	1-2	6	5	2	0	2	0	25
11-30/Oakland										
12-5/Arkansas State										
12-9/Montana State										
12-12/at UALR										
12-19/at UMASS										
12-22/SEMO										
12-28/IUPUI										
12-31/Tennessee										
1-3/Houston Baptist										
1-6/at Syracuse										
1-9/at Southern Miss										
1-13/East Carolina										
1-16/at Rice										
1-20/UTEP										
1-23/Houston										
1-27/at Marshall										
1-30/at SMU										
2-3/UAB										
2-6/Gonzaga										
2-10/UCF										
2-13/at Tulsa										
2-17/at Tulane										
2-20/SMU										
2-24/at Houston										
2-27/Southern Miss										
3-3/at UAB										
3-6/Tulsa										
Totals	14-20	0-0	10-17	29	38	3	7	12	3	92
Pct./Avg.	.700	.000	.588	7.3	9.5	0.8	1.8	3.0	0.8	23.0

** indicates start*

- Currently shooting 70 percent from the field
- Scored five points and grabbed six rebounds in a career-high 25 minutes against Central Arkansas
- Tallied nine points and eight rebounds vs. Tennessee Tech
- Had second-highest point total of any Memphis player with eight points against No. 1 Kansas, also had five rebounds
- Double-double against Jackson State is the first time a Memphis player has secured a double-double in his first career regular season game since Joey Dorsey did so in his first career game on Nov. 12, 2004 against Savannah State. Dorsey had 10 points and 16 rebounds in the contest
- Had 16 points and 10 rebounds vs. Jackson State, also blocked five shots
- Was six-for-seven from the charity stripe vs. Jackson State
- Averaged 8.5 points and 4.0 rebounds in two exhibition games vs. Christian Brothers and LeMoyné-Owen

Career Highs

Points	16 points vs. Jackson State (11/13/09)
Rebounds	10 rebounds vs. Jackson State (11/13/09)
Field Goals Made	5 vs. Jackson State (11/13/09)
Field Goals Attempted	7 vs. Jackson State (11/13/09)
Three-Point Field Goals Made	None
Three-Point Field Goals Attempted	None
Free Throws Made	6 vs. Jackson State (11/13/09)
Free Throws Attempted	8 vs. Tennessee Tech (11/20/09)
Assists	2 vs. Central Arkansas (11/24/09)
Blocks	5 vs. Jackson State (11/13/09)
Steals	2 vs. Kansas (11/17/09)
Minutes Played	25 vs. Central Arkansas (11/24/09)

Season Highs

Points	16 points vs. Jackson State (11/13/09)
Rebounds	10 rebounds vs. Jackson State (11/13/09)
Field Goals Made	5 vs. Jackson State (11/13/09)
Field Goals Attempted	7 vs. Jackson State (11/13/09)
Three-Point Field Goals Made	None
Three-Point Field Goals Attempted	None
Free Throws Made	6 vs. Jackson State (11/13/09)
Free Throws Attempted	8 vs. Tennessee Tech (11/20/09)
Assists	2 vs. Central Arkansas (11/24/09)
Blocks	5 vs. Jackson State (11/13/09)
Steals	2 vs. Kansas (11/17/09)
Minutes Played	25 vs. Central Arkansas (11/24/09)

COLEMAN CAREER STATISTICS

Year	GP-GS	Min/Avg	— Total —		— 3-Point —		— Rebounds —			PF-FO	A	TO	B	ST	Pts-Avg		
			FG-A	Pct	FG-A	Pct	FT-A	Pct	Off-Def							Tot	Avg
2009-10	4-2	92/23.0	14-20	.700	0-0	.000	10-17	.588	14-15	29	7.3	9-0	3	7	12	3	38-9.5

UPDATED - PLAYER - BIOS

WESLEY WITHERSPOON

11

6-9 - 210
FORWARD/GUARD - So.
ATLANTA, GA.
BERKMAR



2009-10 Game-By-Game Statistics

Date/Opponent	FG-A	3P-A	FT-A	RB	TP	A	TO	B	S	Min
11-13/Jackson State *	3-9	2-5	5-7	4	13	1	1	1	1	20
11-17/vs. Kansas *	2-6	0-2	0-0	2	4	0	2	0	0	26
11-20/Tennessee Tech	4-5	1-2	0-3	3	9	2	3	1	3	21
11-24/Central Arkansas	4-7	2-4	1-1	3	11	2	6	1	1	23
11-30/Oakland										
12-5/Arkansas State										
12-9/Montana State										
12-12/at UALR										
12-19/at UMASS										
12-22/SEMO										
12-28/IUPUI										
12-31/Tennessee										
1-3/Houston Baptist										
1-6/at Syracuse										
1-9/at Southern Miss										
1-13/East Carolina										
1-16/at Rice										
1-20/UTEP										
1-23/Houston										
1-27/at Marshall										
1-30/at SMU										
2-3/UAB										
2-6/Gonzaga										
2-10/UCF										
2-13/at Tulsa										
2-17/at Tulane										
2-20/SMU										
2-24/at Houston										
2-27/Southern Miss										
3-3/at UAB										
3-6/Tulsa										
Totals	13-27	5-13	6-11	12	37	5	12	3	5	90
Pct./Avg.	.481	.385	.545	3.0	9.3	1.3	3.0	0.8	1.3	22.5

** indicates start*

- Tallied 11 points and three boards against Central Arkansas
- Tied a career-high with two made three-pointers against Central Arkansas
- Scored nine points and was four-of-five from the field against Tennessee Tech
- Tallied four points and two rebounds against No. 1 Kansas
- Scored a career-high 13 points in the Tigers opening game against Jackson State
- Also set career-highs with two made three-point field goals and five made free-throws
- Averaged 13.5 points and 6.5 rebounds in two exhibition games vs. Christian Brothers and LeMoyne-Owen

Career Highs

Points.....	13 vs. Jackson State (11/13/09)
Rebounds.....	8 vs. Seton Hall (11/21/08)
Field Goals Made.....	4, four times, last vs. Tennessee Tech (11/20/09)
Field Goals Attempted.....	9 vs. Jackson State (11/13/09)
Three-Point Field Goals Made.....	2, two times, last vs. Central Arkansas (11/24/09)
Three-Point Field Goals Attempted.....	5 vs. Jackson State (11/13/09)
Free Throws Made.....	5 vs. Jackson State (11/13/09)
Free Throws Attempted.....	8 vs. Seton Hall (11/21/08)
Assists.....	3, four times, last vs. Rice (1/21/09)
Blocks.....	2, three times, last vs. Lamar (1/3/09)
Steals.....	3, three times, last vs. Tennessee Tech (11/20/09)
Minutes Played.....	29 vs. Georgetown (12/13/08)

Season Highs

Points.....	13 vs. Jackson State (11/13/09)
Rebounds.....	4 vs. Jackson State (11/13/09)
Field Goals Made.....	4, two times, last vs. Central Arkansas (11/24/09)
Field Goals Attempted.....	9 vs. Jackson State (11/13/09)
Three-Point Field Goals Made.....	2, two times, last vs. Central Arkansas (11/24/09)
Three-Point Field Goals Attempted.....	5 vs. Jackson State (11/13/09)
Free Throws Made.....	5 vs. Jackson State (11/13/09)
Free Throws Attempted.....	7 vs. Jackson State (11/13/09)
Assists.....	2, two times, last vs. Central Arkansas (11/24/09)
Blocks.....	1, two times, last vs. Tennessee Tech (11/20/09)
Steals.....	3 vs. Tennessee Tech (11/20/09)
Minutes Played.....	26 vs. Kansas (11/17/09)

WITHERSPOON CAREER STATISTICS


Year	GP-GS	Min/Avg	— Total —		— 3-Point —		— Rebounds —		PF-FO	A	TO	B	ST	Pts-Avg			
			FG-A	Pct	FG-A	Pct	Off-Def	Tot							Avg		
2008-09	31-5	424/13.7	48-100	.480	3-14	.214	25-49	.410	15-52	67	2.2	61-1	25	30	12	23	124-4.0
2009-10	4-2	90/22.5	13-27	.481	5-13	.385	6-11	.545	4-8	12	3.0	11-1	5	12	3	5	37-9.3
Total	35-7	514/14.7	61-127	.480	8-27	.296	31-60	.517	19-60	79	2.3	72-2	30	42	15	28	161-4.6

UPDATED - PLAYER - BIOS

DREW BARHAM

12

6-7 - 180
FORWARD/GUARD - FR.
CORDOVA, TENN.
CHRISTIAN BROTHERS



2009-10 Game-By-Game Statistics														
Date/Opponent	FG-A	3P-A	FT-A	RB	TP	A	TO	B	S	Min				
11-13/Jackson State	2-2	1-1	2-3	2	7	0	0	0	0	6				
11-17/vs. Kansas			-DNP-											
11-20/Tennessee Tech	2-6	1-3	0-0	1	5	0	0	0	1	10				
11-24/Central Arkansas	0-3	0-1	0-0	1	0	1	0	0	0	5				
11-30/Oakland														
12-5/Arkansas State														
12-9/Montana State														
12-12/at UALR														
12-19/at UMASS														
12-22/SEMO														
12-28/IUPUI														
12-31/Tennessee														
1-3/Houston Baptist														
1-6/at Syracuse														
1-9/at Southern Miss														
1-13/East Carolina														
1-16/at Rice														
1-20/UTEP														
1-23/Houston														
1-27/at Marshall														
1-30/at SMU														
2-3/UAB														
2-6/Gonzaga														
2-10/UCF														
2-13/at Tulsa														
2-17/at Tulane														
2-20/SMU														
2-24/at Houston														
2-27/Southern Miss														
3-3/at UAB														
3-6/Tulsa														
Totals	4-11	2-5	2-3	4	12	1	0	0	1	21				
Pct./Avg.	.364	.400	.667	1.3	3.0	0.3	0.0	0.0	0.3	7.0				

* indicates start

- Grabbed one offensive rebound and dished out one assist in five minutes against Central Arkansas
- Tallied five points in 10 minutes against Tennessee Tech
- Scored seven points in six minutes in his first career regular season game
- Was a perfect 2-2 against Jackson State, hitting a three-pointer and a two-point field goal, also was 2-3 from the charity stripe
- Averaged 0.0 points and 1.5 rebounds in 29 minutes of exhibition play vs. Christian Brothers and LeMoyne-Owen

Career Highs	
Points	7 vs. Jackson State (11/13/09)
Rebounds	2 vs. Jackson State (11/13/09)
Field Goals Made	2, two times, last vs. Tennessee Tech (11/20/09)
Field Goals Attempted	6 vs. Tennessee Tech (11/20/09)
Three-Point Field Goals Made	1 vs. Jackson State (11/13/09)
Three-Point Field Goals Attempted	3 vs. Tennessee Tech (11/20/09)
Free Throws Made	2 vs. Jackson State (11/13/09)
Free Throws Attempted	3 vs. Jackson State (11/13/09)
Assists	1 vs. Central Arkansas (11/24/09)
Blocks	None
Steals	1 vs. Tennessee Tech (11/20/09)
Minutes Played	10 vs. Tennessee Tech (11/20/09)

Season Highs	
Points	7 vs. Jackson State (11/13/09)
Rebounds	2 vs. Jackson State (11/13/09)
Field Goals Made	2, two times, last vs. Tennessee Tech (11/20/09)
Field Goals Attempted	6 vs. Tennessee Tech (11/20/09)
Three-Point Field Goals Made	1, last vs. Tennessee Tech (11/20/09)
Three-Point Field Goals Attempted	3 vs. Tennessee Tech (11/20/09)
Free Throws Made	2 vs. Jackson State (11/13/09)
Free Throws Attempted	3 vs. Jackson State (11/13/09)
Assists	1 vs. Central Arkansas (11/24/09)
Blocks	None
Steals	1 vs. Tennessee Tech (11/20/09)
Minutes Played	10 vs. Tennessee Tech (11/20/09)

BARHAM CAREER STATISTICS


Year	GP-GS	Min/Avg	— Total —		— 3-Point —		— Rebounds —			PF-FO	A	TO	B	ST	Pts-Avg	
			FG-A	Pct	FG-A	Pct	FT-A	Pct	Off-Def							Tot
2009-10	3-0	21/7.0	4-11	.364	2-5	.400	2-3	.667	3-1	4	1.3	4-0	1	0	1	12-3.0

UPDATED - PLAYER - BIOS

CHARLES HOLT

14

6-0 - 170
GUARD - FR.
JACKSON, TENN.
LIBERTY TECH



2009-10 Game-By-Game Statistics

Date/Opponent	FG-A	3P-A	FT-A	RB	TP	A	TO	B	S	Min
11-13/Jackson State	0-0	0-0	0-0	0	0	0	0	0	0	1
11-17/vs. Kansas			-DNP-							
11-20/Tennessee Tech	0-0	0-0	0-0	0	0	0	1	0	0	2
11-24/Central Arkansas	0-0	0-0	1-2	0	1	0	1	0	0	2
11-30/Oakland										
12-5/Arkansas State										
12-9/Montana State										
12-12/at UALR										
12-19/at UMASS										
12-22/SEMO										
12-28/IUPUI										
12-31/Tennessee										
1-3/Houston Baptist										
1-6/at Syracuse										
1-9/at Southern Miss										
1-13/East Carolina										
1-16/at Rice										
1-20/UTEP										
1-23/Houston										
1-27/at Marshall										
1-30/at SMU										
2-3/UAB										
2-6/Gonzaga										
2-10/UCF										
2-13/at Tulsa										
2-17/at Tulane										
2-20/SMU										
2-24/at Houston										
2-27/Southern Miss										
3-3/at UAB										
3-6/Tulsa										
Totals	0-0	0-0	1-2	0	1	0	2	0	0	5
Pct./Avg.	.000	.000	.500	.000	0.3	0.0	0.7	0.0	0.0	1.7

** indicates start*

- Hit first career point on a made free-throw vs. Central Arkansas
- Appeared in two minutes of action against Tennessee Tech
- Appeared in one minute of action vs. Jackson State
- Connected on a three-pointer against LeMoyne-Owen in exhibition action

Career Highs

Points	1 vs. Central Arkansas (11/24/09)
Rebounds.....	None
Field Goals Made	None
Field Goals Attempted.....	None
Three-Point Field Goals Made	None
Three-Point Field Goals Attempted.....	None
Free Throws Made.....	1 vs. Central Arkansas (11/24/09)
Free Throws Attempted.....	2 vs. Central Arkansas (11/24/09)
Assists.....	None
Blocks.....	None
Steals.....	None
Minutes Played	2, two times, last vs. Central Arkansas (11/24/09)

Season Highs

Points	1 vs. Central Arkansas (11/24/09)
Rebounds.....	None
Field Goals Made	None
Field Goals Attempted.....	None
Three-Point Field Goals Made	None
Three-Point Field Goals Attempted.....	None
Free Throws Made.....	1 vs. Central Arkansas (11/24/09)
Free Throws Attempted.....	2 vs. Central Arkansas (11/24/09)
Assists.....	None
Blocks.....	None
Steals.....	None
Minutes Played	2, two times, last vs. Central Arkansas (11/24/09)

HOLT CAREER STATISTICS


Year	GP-GS	Min/Avg	— Total —		— 3-Point —		— Rebounds —			PF-FO	A	TO	B	ST	Pts-Avg		
			FG-A	Pct	FG-A	Pct	Off-Def	Tot	Avg								
2009-10	3-0	5/1.7	0-0	.000	0-0	.000	1-2	..500	0-0	0	0.0	0-0	0	2	0	0	1-0.3

UPDATED - PLAYER - BIOS

ELLIOT WILLIAMS

15

6-5 - 180
GUARD - So.
MEMPHIS, TENN.
ST. GEORGE'S



2000-10 Game-By-Game Statistics

Date/Opponent	FG-A	3P-A	FT-A	RB	TP	A	TO	B	S	Min
11-13/Jackson State *	5-11	2-6	7-11	3	19	3	3	0	2	33
11-17/vs. Kansas *	6-18	3-11	6-8	6	21	0	2	1	1	39
11-20/Tennessee Tech *	8-12	0-2	7-8	4	23	4	3	0	2	28
11-24/Central Arkansas *	7-15	4-8	2-3	5	20	8	1	0	0	27
11-30/Oakland										
12-5/Arkansas State										
12-9/Montana State										
12-12/at UALR										
12-19/at UMASS										
12-22/SEMO										
12-28/IUPUI										
12-31/Tennessee										
1-3/Houston Baptist										
1-6/at Syracuse										
1-9/at Southern Miss										
1-13/East Carolina										
1-16/at Rice										
1-20/UTEP										
1-23/Houston										
1-27/at Marshall										
1-30/at SMU										
2-3/UAB										
2-6/Gonzaga										
2-10/UCF										
2-13/at Tulsa										
2-17/at Tulane										
2-20/SMU										
2-24/at Houston										
2-27/Southern Miss										
3-3/at UAB										
Totals	26-56	9-27	22-30	18	83	15	9	1	5	127
Pct./Avg.	.464	.333	.733	4.5	20.8	3.8	2.3	0.3	1.7	31.8

** indicates start*

- Has tallied 20 points or more in each of his last three games
- Hit a career-high four three-pointers and dished out a career-high eight assists vs. Central Arkansas
- Set a career-high in points for the third-straight game, scoring 23 points against Tennessee Tech. Improved his previous game total by two points in each of his first three contests for Memphis
- Set career-high with eight made field goals against Tennessee Tech. Tied a career-high with seven made free-throws
- Tallied career-high 21 points vs. No. 1 Kansas, also set career-highs in field goals made, field goals attempted, three-point field goals attempted and minutes
- Scored 19 points against Jackson State
- Averaged 19.5 points, 5.0 assists and 4.0 rebounds in two exhibition games against Christian Brothers and LeMoynne-Owen

Career Highs

Points	23 vs. Tennessee Tech (11/20/09)
Rebounds	11 vs. Georgia Southern (11/18/08)
Field Goals Made	8 vs. Tennessee Tech (11/20/09)
Field Goals Attempted	18 vs. Kansas (11/17/09)
Three-Point Field Goals Made	4 vs. Central Arkansas (11/24/09)
Three-Point Field Goals Attempted	11 vs. Kansas (11/17/09)
Free Throws Made	7, two times, last vs. Tennessee Tech (11/20/09)
Free Throws Attempted	11 vs. Jackson State (11/13/09)
Assists	8 vs. Central Arkansas (11/24/09)
Blocks	1, two times, last vs. Kansas (11/17/09)
Steals	4 vs. Wake Forest (2/22/09)
Minutes Played	39 vs. Kansas (11/17/09)

Season Highs

Points	23 vs. Tennessee Tech (11/20/09)
Rebounds	6 vs. Kansas (11/17/09)
Field Goals Made	8 vs. Tennessee Tech (11/20/09)
Field Goals Attempted	18 vs. Kansas (11/17/09)
Three-Point Field Goals Made	4 vs. Central Arkansas (11/24/09)
Three-Point Field Goals Attempted	11 vs. Kansas (11/17/09)
Free Throws Made	7, two times, last vs. Tennessee Tech (11/20/09)
Free Throws Attempted	11 vs. Jackson State (11/13/09)
Assists	8 vs. Central Arkansas (11/24/09)
Blocks	1 vs. Kansas (11/17/09)
Steals	2, two times, last vs. Tennessee Tech (11/20/09)
Minutes Played	39 vs. Kansas (11/17/09)

WILLIAMS CAREER STATISTICS

Year	GP-GS	Min/Avg	— Total —		— 3-Point —		— Rebounds —			PF-FO	A	TO	B	ST	Pts-Avg		
			FG-A	Pct	FG-A	Pct	FT-A	Pct	Off-Def							Tot	Avg
2008-09 *	34-12	563/16.6	56-127	.441	9-36	.250	23-46	.500	29-48	77	2.3	58-0	23	29	1	21	144-4.2
2009-10 *	4-4	127/31.8	26-56	.464	9-27	.333	22-30	.733	3-15	18	4.5	6-0	15	9	1	5	83-20.8
Total	38-16	690/18.2	82-183	.448	18-63	.286	45-76	.592	32-63	95	2.5	64-0	38	38	2	26	227-6.0

* Competed at Duke as a freshman during the 2008-09 season

UPDATED - PLAYER - BIOS

DONEAL MACK

20

6-5 - 187
GUARD - SR.
CHARLOTTE, N.C.
STATESVILLE CHRISTIAN



2009-10 Game-By-Game Statistics														
Date/Opponent	FG-A	3P-A	FT-A	RB	TP	A	TO	B	S	Min				
11-13/Jackson State	2-4	2-3	2-2	1	8	2	1	0	0	20				
11-17/vs. Kansas	2-3	2-3	1-3	0	7	1	1	0	0	24				
11-20/Tennessee Tech *	8-14	4-9	0-0	3	20	1	1	0	1	25				
11-24/Central Arkansas *	2-4	2-4	0-0	1	6	0	0	0	1	20				
11-30/Oakland														
12-5/Arkansas State														
12-9/Montana State														
12-12/at UALR														
12-19/at UMASS														
12-22/SEMO														
12-28/IUPUI														
12-31/Tennessee														
1-3/Houston Baptist														
1-6/at Syracuse														
1-9/at Southern Miss														
1-13/East Carolina														
1-16/at Rice														
1-20/UTEP														
1-23/Houston														
1-27/at Marshall														
1-30/at SMU														
2-3/UAB														
2-6/Gonzaga														
2-10/UCF														
2-13/at Tulsa														
2-17/at Tulane														
2-20/SMU														
2-24/at Houston														
2-27/Southern Miss														
3-3/at UAB														
Totals	14-25	10-19	3-5	5	41	4	3	0	2	89				
Pct./Avg.	.560	.526	.600	1.3	10.3	1.0	0.8	0.0	0.5	22.3				

* indicates start

- Tallied 20 points, including 17 second-half points against Tennessee Tech. Point total is his highest since 19 points on 11/20/08 against Chattanooga
- Tied career-high with eight made field-goals against Tennessee Tech
- Was two-for-three from beyond the arc against Kansas
- Tallied seven points against No. 1 Kansas
- Scored eight points off the bench against Jackson State
- Was a perfect two-for-two from free-throw line
- Currently third all-time in career made three-point field goals with 186, needs 57 to move past Anthony Rice in second place
- Averaged 7.5 points and 2.5 rebounds in two exhibition games against Christian Brothers and LeMoyné-Owen

Career Highs

Points	23 vs. Pepperdine (1/5/08)
Rebounds	8 vs. UAB (3/8/08)
Field Goals Made	8, two times, last vs. Tennessee Tech (11/20/09)
Field Goals Attempted	15 vs. Pepperdine (1/5/08)
Three-Point Field Goals Made	7 vs. Pepperdine (1/5/08)
Three-Point Field Goals Attempted	13 vs. Pepperdine (1/5/08)
Free Throws Made	7, two times, last vs. UAB (2/8/07)
Free Throws Attempted	9 vs. East Carolina (1/20/07)
Assists	4 vs. Chattanooga (11/20/08)
Blocks	3 vs. Houston (1/31/09)
Steals	3 vs. Tulane (2/10/07)
Minutes Played	34, three times, last vs. SMU (2/4/09)

Season Highs

Points	20 vs. Tennessee Tech (11/20/09)
Rebounds	3 vs. Tennessee Tech (11/20/09)
Field Goals Made	8 vs. Tennessee Tech (11/20/09)
Field Goals Attempted	14 vs. Tennessee Tech (11/20/09)
Three-Point Field Goals Made	4 vs. Tennessee Tech (11/20/09)
Three-Point Field Goals Attempted	9 vs. Tennessee Tech (11/20/09)
Free Throws Made	2 vs. Jackson State (11/13/09)
Free Throws Attempted	3 vs. Kansas (11/17/09)
Assists	2 vs. Jackson State (11/13/09)
Blocks	None
Steals	1, two times, last vs. Central Arkansas (11/24/09)
Minutes Played	25 vs. Tennessee Tech (11/20/09)

MACK CAREER STATISTICS


Year	GP-GS	Min/Avg	— Total —		— 3-Point —		— Rebounds —					PF-FO	A	TO	B	ST	Pts-Avg
			FG-A	Pct	FG-A	Pct	FT-A	Pct	Off-Def	Tot	Avg						
2006-07	35-3	496/14.2	83-182	.456	47-116	.405	34-48	.708	20-46	66	1.9	56-0	27	22	10	17	247-7.1
2007-08	39-2	486/12.5	89-229	.389	66-182	.363	24-36	.667	18-46	64	1.6	45-0	21	21	6	14	268-6.9
2008-09	37-32	929/25.3	115-302	.381	63-193	.326	29-54	.537	25-53	78	2.1	58-1	45	29	20	26	322-8.7
2009-10	4-2	89/22.3	14-25	.560	10-19	.526	3-5	.600	1-4	5	1.3	12-0	4	3	0	2	41-10.3
Total	115-39	2000/17.4	301-738	.408	186-510	.365	90-143	.629	64-149	213	1.9	171-1	97	75	36	59	878-7.6

UPDATED - PLAYER - BIOS

D.J. STEPHENS

30

6-5 - 170
GUARD/FORWARD - FR.
KILLEEN, TEXAS
HARKER HEIGHTS



2009-10 Game-By-Game Statistics

Date/Opponent	FG-A	3P-A	FT-A	RB	TP	A	TO	B	S	Min
11-13/Jackson State	0-1	0-1	1-3	2	1	0	1	0	0	9
11-17/vs. Kansas	0-0	0-0	0-0	0	0	0	0	0	0	0+
11-20/Tennessee Tech	0-0	0-0	0-0	1	0	0	0	0	1	6
11-24/Central Arkansas *	1-2	0-0	1-2	5	3	0	0	0	0	14
11-30/Oakland										
12-5/Arkansas State										
12-9/Montana State										
12-12/at UALR										
12-19/at UMASS										
12-22/SEMO										
12-28/IUPUI										
12-31/Tennessee										
1-3/Houston Baptist										
1-6/at Syracuse										
1-9/at Southern Miss										
1-13/East Carolina										
1-16/at Rice										
1-20/UTEP										
1-23/Houston										
1-27/at Marshall										
1-30/at SMU										
2-3/UAB										
2-6/Gonzaga										
2-10/UCF										
2-13/at Tulsa										
2-17/at Tulane										
2-20/SMU										
2-24/at Houston										
2-27/Southern Miss										
3-3/at UAB										
Totals	1-3	0-1	2-5	8	4	0	1	0	1	29
Pct./Avg.	.333	.000	.400	2.0	1.0	0.0	0.3	0.0	0.3	7.3

** indicates start*

- Earned first career start vs. Central Arkansas
- Recorded career-highs in points (3), rebounds (5) and minutes (14) against Central Arkansas
- Tallied one rebound and one steal in six minutes against Tennessee Tech
- Came off the bench in the final minute of play vs. Kansas
- Tallied one point from the charity stripe in his first regular season contest against Jackson State, also grabbed two boards
- Averaged 3.0 points and 3.5 rebounds in two exhibition games against Christian Brothers and LeMoyné-Owen

Career Highs

Points	3 vs. Central Arkansas (11/24/09)
Rebounds	5 vs. Central Arkansas (11/24/09)
Field Goals Made	1 vs. Central Arkansas (11/24/09)
Field Goals Attempted	2 vs. Central Arkansas (11/24/09)
Three-Point Field Goals Made	None
Three-Point Field Goals Attempted	1 vs. Jackson State (11/13/09)
Free Throws Made	1, two times, last vs. Central Arkansas (11/24/09)
Free Throws Attempted	3 vs. Jackson State (11/13/09)
Assists	None
Blocks	None
Steals	1 vs. Tennessee Tech (11/20/09)
Minutes Played	14 vs. Central Arkansas (11/24/09)

Season Highs

Points	3 vs. Central Arkansas (11/24/09)
Rebounds	5 vs. Central Arkansas (11/24/09)
Field Goals Made	1 vs. Central Arkansas (11/24/09)
Field Goals Attempted	2 vs. Central Arkansas (11/24/09)
Three-Point Field Goals Made	None
Three-Point Field Goals Attempted	1 vs. Jackson State (11/13/09)
Free Throws Made	1, two times, last vs. Central Arkansas (11/24/09)
Free Throws Attempted	3 vs. Jackson State (11/13/09)
Assists	None
Blocks	None
Steals	1 vs. Tennessee Tech (11/20/09)
Minutes Played	14 vs. Central Arkansas (11/24/09)

STEPHENS CAREER STATISTICS

Year	GP-GS	Min/Avg	— Total —		— 3-Point —		— Rebounds —			PF-FO	A	TO	B	ST	Pts-Avg		
			FG-A	Pct	FG-A	Pct	FT-A	Pct	Off-Def							Tot	Avg
2009-10	4-1	29/7.3	1-3	.333	0-1	.000	2-5	.400	3-5	8	2.0	6-0	0	1	0	1	4-1.0

UPDATED - PLAYER - BIOS

PRESTON LAIRD

31

6-2 - 182
GUARD - So.
MEMPHIS, TENN.
GERMANTOWN



2000-10 Game-By-Game Statistics

Date/Opponent	FG-A	3P-A	FT-A	RB	TP	A	TO	B	S	Min
11-13/Jackson State	0-1	0-0	2-4	0	2	1	0	0	0	2
11-17/vs. Kansas										-DNP-
11-20/Tennessee Tech	0-0	0-0	1-2	1	1	0	0	0	0	6
11-24/Central Arkansas	0-0	0-0	0-0	0	0	1	0	0	0	3
11-30/Oakland										
12-5/Arkansas State										
12-9/Montana State										
12-12/at UALR										
12-19/at UMASS										
12-22/SEMO										
12-28/IUPUI										
12-31/Tennessee										
1-3/Houston Baptist										
1-6/at Syracuse										
1-9/at Southern Miss										
1-13/East Carolina										
1-16/at Rice										
1-20/UTEP										
1-23/Houston										
1-27/at Marshall										
1-30/at SMU										
2-3/UAB										
2-6/Gonzaga										
2-10/UCF										
2-13/at Tulsa										
2-17/at Tulane										
2-20/SMU										
2-24/at Houston										
2-27/Southern Miss										
3-3/at UAB										
Totals	0-1	0-0	3-6	1	3	2	0	0	0	11
Pct./Avg.	.000	.000	.500	0.3	1.0	0.7	0.0	0.0	0.0	3.7

** indicates start*

- Recorded one assist in three minutes against Central Arkansas
- Made a free-throw against Tennessee Tech in a career-high six minutes. Also grabbed one rebound
- Was two-for-four from charity stripe against Jackson State
- Set career-high with two made free-throws, also matched a career-high with one assist vs. Jackson State
- Made a free-throw against LeMoynne-Owen for only points of exhibition season

Career Highs

Points.....	5 vs. Marist (12/2/08)
Rebounds.....	1, six times, last vs. Tennessee Tech (11/20/09)
Field Goals Made.....	1, four times, last vs. Tulsa (2/11/09)
Field Goals Attempted.....	2 vs. Tulsa (2/11/09)
Three-Point Field Goals Made.....	1, three times, last vs. Rice (1/21/09)
Three-Point Field Goals Attempted.....	1, three times, last vs. Rice (1/21/09)
Free Throws Made.....	2, three times, last vs. Jackson State (11/13/09)
Free Throws Attempted.....	4 vs. Jackson State (11/13/09)
Assists.....	1, four times, last vs. Central Arkansas (11/24/09)
Blocks.....	None
Steals.....	None
Minutes Played.....	6 vs. Tennessee Tech (11/20/09)

Season Highs

Points.....	2 vs. Jackson State (11/13/09)
Rebounds.....	1 vs. Tennessee Tech (11/20/09)
Field Goals Made.....	None
Field Goals Attempted.....	1 vs. Jackson State (11/13/09)
Three-Point Field Goals Made.....	None
Three-Point Field Goals Attempted.....	None
Free Throws Made.....	2 vs. Jackson State (11/13/09)
Free Throws Attempted.....	4 vs. Jackson State (11/13/09)
Assists.....	1, two times, last vs. Central Arkansas (11/24/09)
Blocks.....	None
Steals.....	None
Minutes Played.....	6 vs. Tennessee Tech (11/20/09)

LAIRD CAREER STATISTICS

Year	GP-GS	Min/Avg	— Total —		— 3-Point —		— Rebounds —			PF-FO	A	TO	B	ST	Pts-Avg		
			FG-A	Pct	FG-A	Pct	FT-A	Pct	Off-Def							Tot	Avg
2008-09	18-0	30/1.7	4-10	.400	3-3	1.000	6-8	.750	3-2	5	0.3	2-0	2	3	0	0	17-0.9
2009-10	3-0	11/3.7	0-1	.000	0-0	.000	3-6	.500	1-0	1	0.3	1-0	2	0	0	0	3-1.0
Total	21-0	41/2.0	4-11	.364	3-3	1.000	9-14	.643	4-2	6	0.3	3-0	4	3	0	0	20-1.0

UPDATED - PLAYER - BIOS

MALIK THOMAS

32

6-4 - 195
GUARD/FORWARD - FR.
FORESTVILLE, Md.
LARGO



2009-10 Game-By-Game Statistics													
Date/Opponent	FG-A	3P-A	FT-A	RB	TP	A	TO	B	S	Min			
11-13/Jackson State	0-0	0-0	0-0	0	0	0	0	0	1	1			
11-17/vs. Kansas											-DNP-		
11-20/Tennessee Tech	0-0	0-0	0-0	0	0	0	1	0	0	2			
11-24/Central Arkansas	0-0	0-0	0-0	0	0	0	0	0	0	1			
11-30/Oakland													
12-5/Arkansas State													
12-9/Montana State													
12-12/at UALR													
12-19/at UMASS													
12-22/SEMO													
12-28/IUPUI													
12-31/Tennessee													
1-3/Houston Baptist													
1-6/at Syracuse													
1-9/at Southern Miss													
1-13/East Carolina													
1-16/at Rice													
1-20/UTEP													
1-23/Houston													
1-27/at Marshall													
1-30/at SMU													
2-3/UAB													
2-6/Gonzaga													
2-10/UCF													
2-13/at Tulsa													
2-17/at Tulane													
2-20/SMU													
2-24/at Houston													
2-27/Southern Miss													
3-3/at UAB													
Totals	0-0	0-0	0-0	0-0	0	0	1	0	1	4			
Pct./Avg.	.000	.000	.000	.000	0.0	0.0	0.3	0.0	0.3	1.3			

** indicates start*

- Appeared in one minute against Central Arkansas
- Played two minutes against Tennessee Tech
- Appeared in one minute and had one steal against Jackson State
- Averaged 0.5 points and 1.0 rebound in two exhibition contests vs. Christian Brothers and LeMoyné-Owen

Career Highs	
Points	None
Rebounds.....	None
Field Goals Made	None
Field Goals Attempted.....	None
Three-Point Field Goals Made	None
Three-Point Field Goals Attempted.....	None
Free Throws Made.....	None
Free Throws Attempted.....	None
Assists.....	None
Blocks.....	None
Steals.....	1 vs. Jackson State (11/13/09)
Minutes Played	2 vs. Tennessee Tech (11/20/09)

Season Highs	
Points	None
Rebounds.....	None
Field Goals Made	None
Field Goals Attempted.....	None
Three-Point Field Goals Made	None
Three-Point Field Goals Attempted.....	None
Free Throws Made.....	None
Free Throws Attempted.....	None
Assists.....	None
Blocks.....	None
Steals.....	1 vs. Jackson State (11/13/09)
Minutes Played	2 vs. Tennessee Tech (11/20/09)

THOMAS CAREER STATISTICS

Year	GP-GS	Min/Avg	— Total —		— 3-Point —		— Rebounds —			PF-FO	A	TO	B	ST	Pts-Avg
			FG-A	Pct	FG-A	Pct	Off-Def	Tot	Avg						
2009-10	3-0	4/1.3	0-0	.000	0-0	.000	0-0	.000	0-0	0	0	0	1	0	0-0