



2009

Memphis Tiger Basketball

2010

Game #6

Arkansas State (3-3) vs.

Memphis (4-1)

**Saturday, Dec. 5 • 7 pm CT
FedExForum • Memphis, Tenn.**

By The Numbers...

22 • Willie Kemp scored a career-high 22 points in the last meeting with the Red Wolves

20 • Elliot Williams has hit the 20-point plateau in the Tigers' last four games

3 • Memphis is three wins away from 100 victories on its home-court at FedExForum (97-10 record)

2-2 • Pastner-associated teams and Brady squads have met four previous times with the series at 2-2

Media Relations Info

Contact.....Lamar Chance
Office901-678-2349
Cell.....901-734-9949
Home901-465-4247
Emaillchance1@memphis.edu
Mailing/Overnight Address.....
 203 Athletic Office Building
 570 Normal St.
 Memphis, TN 38152

Tigers On TV/Radio/Web

Television: WKNO/Channel 10 (TAPE DELAYED at 9 p.m. CT; Greg Gaston, play-by-play; Hank McDowell, color analyst)

Radio: WREC 600 AM (Dave Woloshin, play-by-play; Matt Dillon, color analyst; Forrest Goodman, studio host)

Web: Game to be streamed live on Memphis athletics web site at gotigersgo.com via All-Access (must register to view game)

TIGERS TO HOST MID-SOUTH REGION FOE ARKANSAS STATE SATURDAY

The University of Memphis squad (4-1, 0-0 C-USA) continues its five-game homestand Saturday, Dec. 5 when it hosts Mid-South region foe Arkansas State (3-3, 0-0 Sun Belt) at FedExForum. The game is scheduled for a 7 p.m. (CT) tip.

Memphis finished play in the 2009 Hall of Fame Showcase Nov. 30, and the Tigers posted a 3-1 record in the classic. Memphis opened Hall of Fame Showcase action Nov. 17 when it dropped a narrow 57-55 decision to No. 1/1 Kansas in St. Louis. The Tigers then defeated Tennessee Tech 92-59 Nov. 20, Central Arkansas 81-49 Nov. 24 and Oakland 77-46 Nov. 30 in Hall of Fame Showcase contests at FedExForum.

Memphis, picked to finish between second and fourth in Conference USA in most preseason polls, returns only one starter and six letterwinners from last year's squad that won 33 games (33-4 record) and advanced to the NCAA Tournament West Region semifinal (Sweet Sixteen). En route to the

Schedule-Results (4-1, 0-0 C-USA)

November

13	JACKSON STATE.....	82-53, W
	Hall of Fame Showcase, Nov. 17-30	
17	vs. #1/1 Kansas (Saint Louis, Mo./ESPN)...	55-57, L
20	TENNESSEE TECH.....	92-59, W
24	CENTRAL ARKANSAS (WKNO; TD).....	81-49, W
30	OAKLAND (WKNO; TD).....	77-46, W

December

5	ARKANSAS STATE (WKNO; TD).....	7 PM
9	MONTANA STATE (WKNO).....	7 PM
12	vs. Arkansas-Little Rock.....	2 pm
	(Verizon Arena, N. Little Rock, Ark.)	
19	vs. UMass (ESPN2).....	5 pm
	(TD Banknorth Arena; Boston, Mass.)	
22	SOUTHEAST MISSOURI STATE.....	12 PM
28	IUPUI.....	12 PM
31	TENNESSEE (ESPN2).....	3 PM

January

3	HOUSTON BAPTIST.....	2 PM
6	at Syracuse (ESPN2).....	6 pm
9	at Southern Miss* (CSS).....	7 pm
13	EAST CAROLINA* (CSS).....	6 PM
16	at Rice* (CSS).....	7 pm
20	UTEP* (CBS C).....	7 PM
23	HOUSTON* (ESPN2).....	7 PM
27	at Marshall* (CBS C).....	7 pm
30	at SMU* (WKNO).....	2 pm

February

3	UAB* (CBS C).....	7 PM
6	GONZAGA (ESPN2).....	3 PM
10	UCF* (CSS).....	6 PM
13	at Tulsa* (ESPN2).....	6 pm
17	at Tulane* (CSS).....	6 pm
20	SMU* (WKNO).....	7 PM
24	at Houston* (CSS).....	6 pm
27	SOUTHERN MISS* (CBS C).....	7 PM

March

3	at UAB* (CSS).....	6 pm
6	Tulsa* (CBS C).....	12 pm
10-13	C-USA Tournament (Tulsa, Okla.)	

Home games in **bold** SMALL CAPS *C-USA Game

Probable Starters/Top Reserves vs. Arkansas State (Based on previous game starters)

	No.	Name	Pos	Yr	Ht/Wt	PPG	RPG	Hometown
Memphis Starters	10	Will Coleman	F	Jr.	6-9/250	10.0	7.0	Columbus, Ga.
	3	Roburt Sallie	G	Jr.	6-5/196	10.2	3.0	Sacramento, Calif.
	5	Willie Kemp	G	Sr.	6-2/184	7.6	4.0apg	Bolivar, Tenn.
	15	Elliot Williams	G	So.	6-5/180	20.6	4.0	Memphis, Tenn.
	20	Doneal Mack	G	Sr.	6-5/187	9.0	1.2	Charlotte, N.C.
	— Reserves —							
	1	Pierre Henderson-Niles	F	Sr.	6-8/270	4.2	5.2	Memphis, Tenn.
	11	Wesley Witherspoon	F	So.	6-9/210	8.6	3.2	Atlanta, Ga.
	30	D.J. Stephens	F	Fr.	6-5/170	2.0	2.0	Killeen, Texas
Arkansas St. Starters	13	Martavius Adams	F	So.	6-8/255	9.3	4.2	Irwinton, Ga.
	31	JeJuan Brown	F	Sr.	6-7/225	5.7	5.2	Biloxi, Miss.
	1	Brandon Reed	G	Fr.	6-3/180	12.2	2.2	Atlanta, Ga.
	2	Trey Finn	G	r-Fr.	6-2/205	6.8	6.8	Little Rock, Ar.
	12	Rashad Allison	G	Jr.	6-1/175	7.3	3.3	Minneapolis, Minn.
	— Reserves —							
	3	Daniel Bryant	G	So.	5-10/170	15.0	2.7	W. Palm Beach, Fla.
	15	Brandon Peterson	F	Fr.	6-7/205	7.7	6.3	Birmingham, Ala.
	44	Justin Butler	F	Jr.	6-8/230	4.2	1.5	Tulsa, Okla.

National Polls

Associated Press
(Nov. 30)

1.	<i>Kansas (63)</i>	5-0
2.	Texas (1).....	5-0
3.	Villanova.....	6-0
4.	Purdue.....	5-0
5.	Kentucky.....	6-0
6.	Duke.....	6-0
7.	West Virginia.....	5-0
8.	<i>Syracuse (1)</i>	6-0
9.	Michigan State.....	5-1
10.	North Carolina.....	6-1
11.	<i>Tennessee</i>	5-1
12.	Washington.....	5-0
13.	Florida.....	6-0
14.	Connecticut.....	4-1
15.	Ohio State.....	5-1
16.	Georgetown.....	4-0
17.	<i>Gonzaga</i>	5-1
18.	Clemson.....	6-1
19.	Texas A&M.....	5-1
20.	Louisville.....	4-1
21.	Florida State.....	6-1
22.	Cincinnati.....	4-1
23.	Butler.....	4-2
24.	UNLV.....	5-0
25.	Portland.....	5-1

ARV: #32 Memphis

ESPN/USA Today Coaches
(Nov. 30)

1.	<i>Kansas (30)</i>	5-0
2.	Texas.....	5-0
3.	Villanova.....	6-0
4.	Kentucky.....	6-0
5.	Duke (1).....	6-0
6.	Purdue.....	5-0
7.	<i>Syracuse</i>	6-0
8.	West Virginia.....	5-0
9.	Michigan State.....	5-1
10.	Washington.....	5-0
11.	North Carolina.....	6-1
12.	<i>Tennessee</i>	5-1
13.	Connecticut.....	4-1
14.	Georgetown.....	4-0
15.	Ohio State.....	5-1
16.	<i>Gonzaga</i>	5-1
17.	Florida.....	6-0
18.	Louisville.....	4-1
19.	Clemson.....	6-1
20.	Butler.....	4-2
21.	UNLV.....	5-0
22.	Texas A&M.....	5-1
23.	Georgia Tech.....	4-1
24.	Cincinnati.....	4-1
25.	California.....	4-2

ARV: #42 Memphis

* *Tiger opponents in italics*

Memphis-Arkansas State Series Information

Overall series.....Memphis leads 30-28
Games in Memphis.....Memphis leads 23-11
Last meeting.....Nov. 20, 2007
UofM 84, ASU 63
FedExForum/Memphis
(see game recap and boxscore on page 7)
Last Memphis win.....Nov. 20, 2007
UofM 84, ASU 63
FedExForum
Last UofM win in Memphis.....Nov. 20, 2007
UofM 84, ASU 63
FedExForum
Last Arkansas State win.....Dec. 16, 1999
ASU 84, UofM 72
Convocation Center/Jonesboro
Last ASU win in Memphis.....Mar. 18, 1990
ASU 58, UofM 57
Mid-South Coliseum
Longest Memphis win streak.....11
(1953-54 to 1985-86)
Longest Arkansas State win streak.....4
(two times)
Notable Game.....The Indians' 1990-91 win
 over the Tigers in Memphis was the final
 game played at the Mid-South Coliseum.
 The next year (1991-92), Memphis moved
 to The Pyramid.

Sweet Sixteen, the Tigers swept the Conference USA regular season and tournament crowns.

Arkansas State is off to a 3-3 start to the 2009-10 campaign. The Red Wolves have dropped three of their last four with setbacks to UTEP 82-56, Indiana State 77-72 and Ole Miss 79-57. Arkansas State's lone win in that stretch was an 80-66 victory over Tennessee Martin.

SCOUTING THE RED WOLVES

Arkansas State is off to a 3-3 start to the 2009-

Memphis-Arkansas State Statistical Comparison

Statistic	U of M	ASU
Record	4-1	3-2
RPI (as of 12/4)	206	202
Sagarin (as of 12/4)	33	217
Scoring Offense	77.4	71.8
Scoring Defense	52.8	66.7
Scoring Margin	+24.6	+5.1
Free Throw Percentage	.646	.636
Field Goal Percentage	.487	.412
Field Goal Pct. Defense	.396	.424
3-Point Field Goal Pct.	.372	.359
3-Point FG Pct. Defense	.279	.291
Rebounding Offense	32.8	38.3
Rebounding Defense	31.2	37.5
Rebounding Margin	+1.6	+0.8
Blocked Shots	5.6	4.8
Assists	12.8	13.2
Steals	11.0	7.3

10 campaign. The Red Wolves have dropped three of their last four with setbacks to UTEP 82-56, Indiana State 77-72 and Ole Miss 79-57. Arkansas State's lone win in that stretch was an 80-66 victory over Tennessee Martin.



The tandem of Daniel Bryant and Brandon Reed paces the Red Wolves offense. Bryant leads the squad with a 15.0 scoring average, while Reed is second at 12.2 ppg. Trey Finn is Arkansas State's top rebounder at 6.8 boards per contest, followed at Brandon Peterson at 6.3 rpg. Reed is the Red Wolves' top threat from the arc, hitting 42.3 percent of his attempts from long range.

Tiger Tracking

Following Memphis In The Polls

	PS	N-16	N-23	N-30	D-7	D-14	D-21	D-28	J-4	J-11	J-18
AP	—	—	ARV	ARV							
Coaches	ARV	ARV	ARV	ARV							
	J-25	F-1	F-8	F-15	F-22	M-1	M-8	M-15	PT		

AP
Coaches

PS — preseason ranking; PT — post-tournament ranking

Tiger Record With Starters

Record	Games	Starters
1-0	UCA	Coleman, Kemp, Mack, Stephens, Williams
2-0	TTU, OU	Coleman, Kemp, Mack, Sallie, Williams
0-1	KU	H.-Niles, Kemp, Mack, Sallie, Williams
1-0	JSU	H.-Niles, Kemp, Sallie, Williams, Witherspoon

2009-10 Memphis Numerical Roster

No.	Name	Pos	Ht	Wt	Yr	Hometown/High School/Last School
1	Pierre Henderson-Niles	F	6-8	270	Sr.	Memphis, Tenn./Ridgeway HS/ The Patterson School (N.C.)
2	James Harvey Jr.	G/F	6-2	200	Jr.	Memphis, Tenn./Germantown HS/ Southeastern C.C. (Iowa)
3	Roburt Sallie	G	6-5	196	Jr.	Sacramento, Calif./Sacramento Valley HS/ Laurinburg Prep (N.C.)/The Patterson School (N.C.)/City Coll. of San Francisco
5	Willie Kemp	G	6-2	184	Sr.	Bolivar, Tenn./Bolivar Central HS
10	Will Coleman	F	6-9	250	Jr.	Columbus, Ga./Glennwood HS/ Miami Dade College
11	Wesley Witherspoon	F/G	6-9	210	So.	Atlanta, Ga./Berkmar HS
12	Drew Barham	G/F	6-7	180	Fr.	Cordova, Tenn./Christian Brothers HS
14	Charles Holt	G	6-0	170	Fr.	Jackson, Tenn./Liberty Tech
15	Elliot Williams	G	6-5	180	So.	Memphis, Tenn./St. George's Independent School/Duke University
20	Doneal Mack	G	6-5	187	Sr.	Charlotte, N.C./Statesville Christian School (N.C.)
30	D.J. Stephens	G	6-5	170	Fr.	Killeen, Texas/Harker Heights HS
31	Preston Laird	G	6-2	182	So.	Memphis, Tenn./Germantown HS
32	Malik Thomas	G/F	6-4	195	Fr.	Forestville, Md./Largo HS
35	Tyler Foster	G/F	6-5	185	Fr.	Albany, N.Y./The Albany Academy
41	Angel Garcia	F	6-11	245	So.	Toa Baja, Puerto Rico/East Chicago Central HS (Ind.)
54	Aaron Jacques	F	6-6	200	Sr.	Bartlett, Tenn./Bolton HS/Bethel College

Pronunciation Guide

Josh **PASTNER** PASS - ner
 Drew **BARHAM** BAR - um
MALIK Thomas muh - LEEK
DONEAL Mack DON - nell
 D.J. **STEPHENS** STEF - fens
 Aaron **JACQUES** jay - KWEEZ

Arkansas State is shooting 41.2 percent from the field, 35.9 percent from the arc and 63.6 percent from the free throw line. The Red Wolves are out-rebounding their opponents by a narrow average

margin of +0.8 boards per game. Arkansas State, picked to finish third in the Sun Belt Conference West Division, is in its second year of the John Brady era. Brady, who led LSU to the 2006 NCAA Final Four, has an overall record of 297-236 in his 19 years as a head coach. He is 16-20 at Arkansas State.

Williams Named C-USA Rookie of the Week Nov. 16-22

Elliot Williams was named the Conference USA Rookie of the Week for Nov. 16-22, the league office announced Nov. 23. This is the first weekly honor for Williams this season.

Only first-year players – freshmen, transfers and redshirts – are eligible for the C-USA Rookie of the Week honor. The 2009-10 campaign is the second season the league is awarding the weekly Rookie of the Week accolade. Last year, **Tyreke Evans** earned the honor a league-record nine times.

In the Tigers' two games last week, Williams averaged 22.0 points and 5.0 rebounds. The 6-foot-5 guard netted a career-high 21 points and grabbed a team-high six rebounds against No. 1 Kansas Nov. 17, and then bettered his scoring output with a 23-point performance versus Tennessee Tech Nov. 20.

Against the top-ranked Jayhawks, 13 of Williams' 21 points were scored in the second half, and eight came in the final 5:18 of the contest. Williams nailed a three-pointer with 18 seconds to play to cut the Jayhawks' lead to 56-55, but his trey at the buzzer for the win rimmed out, allowing Kansas to hang on for the 57-55 victory.

In the 92-59 win over Tennessee Tech, Williams had an emphatic dunk with a little over a minute left before halftime. On the next possession, he threw an alley-oop from halfcourt to teammate Will Coleman, who slammed it home. Williams also contributed four rebounds, four assists and two steals in the victory over the Golden Eagles.

PASTNER IN FIRST YEAR AT HELM OF TIGER PROGRAM

Josh Pastner (Arizona, 1998) is in his first season as the head coach of the University of Memphis basketball program. The Kingwood, Texas, native was hired Apr. 7, 2009, after serving the 2008-09 season as an assistant on the Tiger staff.

Pastner has a 4-1 record at Memphis. He won his head coaching debut Nov. 13 with an 82-53 victory. He suffered his first coaching loss in a narrow 57-55 setback to No. 1/1 Kansas Nov. 17.

Prior to joining the Memphis basketball family for the 2008-09 season, Pastner spent the previous 12 years of his college basketball life at Arizona as a player, staff member and assistant coach. While in Tucson, Pastner was a member of Wildcat squads that made 12-straight NCAA Tournament appearances and posted a 290-103 record (1997-2008). Pastner was a player on the 1996-97 Arizona team that won the NCAA title.

MEMPHIS VS. THE SUN BELT

The Tigers have an all-time record of 113-58 (.661 winning percentage) against current members of the Sun Belt Conference. Memphis has played Arkansas-Little Rock (3-0), Arkansas State (30-28), Florida Atlantic (1-0), Florida International (1-0), Louisiana-Lafayette (8-1), Louisiana-Monroe (10-

MEMPHIS MEDIA RELATIONS

Office Address 203 Athletic Office Bldg.
570 Normal St.
Memphis, TN 38152
Office Phone 901-678-2337
Fax 901-678-4134

STAFF

Jennifer Rodrigues, MRD
jimpowers@memphis.edu
Lamar Chance, Asst. MRD/MBB Contact....
lchance1@memphis.edu
 Tammy DeGross, Asst. MRD/WBB Contact ...
tdegroff@memphis.edu
 Jason Redd, Asst. MRD
jredd@memphis.edu
 Brandon Kolditz, Asst. MRD
wkolditz@memphis.edu
 Martha Woods, Secretary
mwoods@memphis.edu
 Shawn Smith, Intern
sdsmt10@memphis.edu
 Mark Taylor, Intern
mark.taylor@memphis.edu
 Josh Wilkins, Graduate Assistant
jrwilkins@memphis.edu
 Preston McClelland, Student Assistant
pmcclln@memphis.edu

TIGERS ON THE WEB

For game notes, rosters, statistics and other information on Memphis Tiger basketball, go to the University of Memphis athletic web site at:

www.gotigersgo.com

TIGERS ON THE RADIO

All Memphis basketball games are broadcast on the Tigers' network flagship station, WREC 600AM. Dave Woloshin calls the play-by-play, while Matt Dillon serves as the color analyst. Dillon and Forrest Goodman (in studio) host the pre- and postgame shows.

WREC 600AM also broadcasts Josh Pastner's weekly radio show, which is slated to be held in the East Memphis DoubleTree Inn.

MEMPHIS BASKETBALL WITH JOSH PASTNER TELEVISION SHOW

Head coach Josh Pastner's weekly television coach's show, Memphis Basketball With Josh Pastner, is televised every Sunday night during the season by WPTY/ABC 24 in Memphis. The show begins in early December. Dave Woloshin serves as the show's host.

0), Middle Tennessee State (27-14), New Orleans (8-0), North Texas (16-6), South Alabama (1-0) and Western Kentucky (8-9). The Tigers have never played Denver and Troy.

Last season, the Tigers defeated Sun Belt foe Arkansas-Little Rock 59-51 in Memphis.

The last time Memphis dropped a game to a Sun Belt Conference opponent came in the 1999-2000 campaign. The Tigers lost 84-72 at Arkansas State on Dec. 16, 1999.

TREYS AWAY! ...

It could be a three-point shooting contest when the Tigers host Arkansas State Saturday at FedExForum, as both squads shoot the ball well from long range. Memphis is shooting 37.2 percent from the arc, which is fifth in Conference USA. On the other side, the Red Wolves are hitting 35.9 percent from the three-point line, which is eighth in the Sun Belt Conference.

... OR MAYBE NOT

While Memphis and Arkansas State hit a solid percentage from the three-point line, both also do an excellent job defending the arc. The Tigers are second in Conference USA in three-point field goal percentage defense at 27.9 percent, and Arkansas State leads the Sun Belt in that statistical category at 29.1 percent.

PASTNER VS. BRADY

Of course, Saturday's encounter is the first time that **Josh Pastner** and John Brady will face each other as head coaches. However, Pastner's Arizona squads played Brady's LSU teams four times from 1999-2002, and that series is tied at 2-2.

Pastner's first two meetings against Brady came during his playing days in the 1998-99 and 1999-2000 seasons. The Wildcats won the first meeting with a 78-71 victory on Feb. 13, 1999, but the Tigers returned the favor with an 86-60 win in Baton Rouge the following season (Jan. 29, 2000).

As a member of Lute Olson's staff in 2000-01 and 2002-03, Pastner split the two games with Brady's LSU Tigers. Arizona posted an 88-75 win on Dec. 20, 2000, and LSU won the last meeting by a narrow 66-65 score on Dec. 21, 2002.

KEMP LIKES SEEING RED

Don't be surprised if **Willie Kemp** has a good night shooting the ball versus Arkansas State Saturday. In the last meeting between Memphis and the Red Wolves in 2007-08, Kemp exploded on the offensive end.

The 6-foot-2 guard netted a career-high 22 points versus Arkansas State. He also tied career bests with eight field goals made and six three-pointers made versus the Red Wolves.

The Bolivar, Tenn., native set his "first" career bests a season earlier (2006-07) in a blowout win over Cincinnati. Kemp scored a then career-high 21 points versus the Bearcats and hit a career-best six treys in that game. One of the Cincinnati Bearcat colors — red.

WILLIAMS ON A 20-POINT ROLL

After playing most of his freshman season at Duke in a reserve role, **Elliot Williams** has made a nice transition to "spotlight" player in the early portion of his sophomore year in 2009-10. The 6-foot-5 guard has netted double figures in all five games of his Tiger career to date, including four-straight,

20-point outings. The Memphis, Tenn., has netted 20 points versus Oakland, 20 versus Central Arkansas, 23 versus Tennessee Tech and 21 versus No. 1/1 Kansas.

The last time a Tiger player had more consecutive 20-point performances was in 2003-04. That season, then freshman Sean Banks had a string of six-straight, 20-point games to close the regular season. Banks had 28 versus Marquette, 24 versus UAB, 22 versus Southern Miss, 26 versus Louisville, 25 versus TCU and 28 versus Cincinnati.

TIGERS HAUL IN NATION'S NO. 1 RECRUITING CLASS

While head coach **Josh Pastner** has been doing great things with his Tiger team on the court, he and his staff have been equally impressive outside the gym, especially in the area of recruiting. According to several national media web sites, Memphis has the country's No. 1 recruiting class for 2010.

Rivals.com, ESPN.com, Scout.com and *The Sporting News*, PrepStars.com and HoopScoop all rated the Tigers' 2010 class No. 1 in the nation. MaxPreps.com ranks the Tigers' class No. 2, but that web site has not updated its rankings since Nov. 13.

TIGER SUCCESS AT FEDEXFORUM

After a rough first year at their new home in 2004-05, the Tigers have bounced back quite nicely and made FedExForum one of the toughest arenas for opponents to play in. The Tigers have a 97-10 overall record (.907 winning percentage) at FedExForum.

Since the 2005 Conference USA Tournament, Memphis has won 87 of its last 91 home games (.956 winning percentage). Furthermore, the 2009-

FedExForum *The Home of The Tigers*

The 2009-10 season marks the sixth for the Tigers in their home arena, FedExForum, which officially opened in September, 2004. Located just a few feet off Beale Street on historic Highway 61, FedExForum rises to extend the heart of the Memphis entertainment district.

Memphis plays all of its 2009-10 home contests in the 18,400-seat arena. FedExForum is also the host site for the 2010 NCAA Women's South Regional in March 2010.

At 135 feet high, FedExForum provides a new backdrop for historic Beale Street. The 805,850 square-foot arena, covering 13.8 acres, features five levels as well as state-of-the-art locker rooms and facilities for sports teams, as well as an exceptional dining and entertainment experiences for its patrons.

Capacity: 18,400

Open House: Sept. 6, 2004

First Event: Usher concert, Sept. 17, 2004

First Memphis Tiger event: Midnight Madness,
Oct. 15, 2004

First Memphis exhibition game: vs. Christian Brothers, Nov. 6, 2004 (81-70, W)

First Memphis regular season game: vs. Savannah State, Coaches vs. Cancer, Nov. 11, 2004 (102-40, W)

Memphis record in FedExForum: 97-10 (.907 winning percentage)



10 seniors — **Pierre Henderson-Niles, Willie Kemp and Doneal Mack** — are 62-2 (.969 winning percentage) at home in FedExForum.

FEDEXFORUM CLOSING IN ON 100

With three more Tiger homecourt wins, FedExForum will hit a milestone. Memphis enters Saturday's encounter versus Arkansas State with 97 victories on its homecourt at FedExForum, needing three

more to reach 100.

The Tigers entered the 2009-10 campaign with 93 wins at FedExForum, and averaged 18.6 wins per season from 2004-05 through 2008-09.

NON-CONFERENCE SUCCESS

Memphis has had a long history of success in non-league games, and that has continued in recent years. Since 1999-2000, the Tigers have a non-con-

ference record (including postseason) of 139-46 for a 75.1 winning percentage.

In 2008-09, Memphis had a 17-4 record against non-conference opponents (including postseason).

HOW'S THE FIRST FIVE GOING?

First-year head coach **Josh Pastner** is holding his own in the early portion of his tenure, and the numbers prove it. After five games, Pastner is off to a

2010 Tiger Hoops Signees

Antonio Barton/6-2/170

Baltimore, Md./Lake Clifton HS/Notre Dame Prep

Playing his final season of high school basketball in 2009-10 at Notre Dame Prep in Fitchburg, Mass. ... In 2008-09, teamed with his brother, Will, to lead Lake Clifton High School to a perfect 28-0 record and the Maryland 3A state championship ... The Lakers defeated Friendly 75-50 for the title ... Lake Clifton was ranked No. 25 nationally, according to MaxPreps.com ... Averaged 15.6 points, 7.4 assists and 4.1 rebounds during the Lakers' title run in 2008-09 ... Named to the 2009 *Baltimore Sun* All-Metro second team ... Rated among the top point guards in the 2010 class ... Prior to his year at Lake Clifton, attended City College High School in Baltimore and National Christian Academy in Fort Washington, Md.

Will Barton/6-6/170

Baltimore, Md./Lake Clifton HS/Brewster Academy

A consensus top-15 recruit ... Rated the No.3 player in the nation by MaxPreps.com, No. 5 by ESPN.com, No. 8 by *The Sporting News* and Scout.com and No. 10 by PrepStars.com ... Ranked the nation's No. 1 shooting guard by Scout.com ... Rivals.com ranked him the No. 11 overall player and the nation's No. 2 shooting guard ... Played in the 2009 Boost Mobile Elite, one of the nation's premier elite high school hoops events, in August ... Earned "standout player" recognition at the King City Classic, which was a part of the LeBron James Skills Academy, this past summer, according to ESPN.com ... Named MVP of the I-95 Elite Challenge (Baltimore vs. Washington, D.C., high school all-stars) in May ... Netted 18 points in the I-95 Challenge ... Playing his final season of high school basketball in 2009-10 at Brewster Academy in Wolfeboro, N.H. ... In 2008-09, teamed with his brother, Antonio, to lead Lake Clifton High School to a perfect 28-0 record and the Maryland 3A state championship ... Netted a game-high 20 points in the state title victory over Friendly ... Averaged 18.7 points, 10.2 rebounds and 4.4 assists during the Lakers' title run in 2008-09 ... Named the 2009 All-Baltimore City Player of the Year by *The Baltimore Sun* ... Also selected to the *Sun's* All-Metro first team ... Prior to his year at Lake Clifton, attended City College High School in Baltimore and National Christian Academy in Fort Washington, Md.

Tarik Black/6-8/235

Memphis, Tenn./Ridgeway HS

A consensus top-50 recruit ... Rated the No. 26 player in the country by Northstar Basketball Blog, No. 35 player by MaxPreps.com, No. 47 by Rivals.com, No. 48 by PrepStars.com and No. 54 by ESPN.com ... Rivals.com ranked him the No. 7 center in the nation ... Rated the No. 18 power forward by Scout.com ... Playing his

final season of prep basketball at Ridgeway High School in 2009-10 ... Last season, helped lead Ridgeway to the District 15-AAA championship and a 26-6 overall record ... Averaged 15.7 points and 11.8 rebounds for Ridgeway in 2008-09 ... The Roadrunners defeated White Station 68-63 for the district title ... Scored 14 points in the district championship game and was named the district tournament MVP ... Ridgeway advanced to the Region 8-AAA semifinals before falling to Melrose 62-54 ... A member of the Memphis Magic Elite AAU team — along with teammates Chris Crawford, Joe Jackson and Jelan Kendrick -- that won the national championship at the prestigious adidas Super 64 Tournament in Las Vegas this past summer ... Scored 16 points in the championship victory.

Chris Crawford/6-4/185

Memphis, Tenn./Sheffield HS

A top-75 prospect ... Ranked the No. 66 player in the country by Rivals.com ... Rivals.com also ranked him the No. 16 shooting guard in the nation ... Ranked among top 40 shooting guards in the country by ESPN.com (No. 34) and Scout.com (No. 38) ... Playing his final year of prep basketball at Sheffield High School in Memphis in 2009-10 ... Helped lead Sheffield to an 19-15 overall record in 2008-09 ... The Knights earned a Class AA state tournament berth and advanced to the state quarterfinals ... The Class AA state tournament appearance was the first in Sheffield High School history ... Averaged 18.3 points his junior campaign to lead the Knights ... Named to the Tennessee Sports Writers Association (TSWA) All-State team for Class AA ... A member of the Memphis Magic Elite AAU team that won the national championship at the prestigious adidas Super 64 Tournament in Las Vegas this past summer ... Scored 16 points in the championship victory ... Netted the game-winning basket in the tournament final.

Joe Jackson/5-11/160

Memphis, Tenn./White Station HS

A consensus top-15 recruit ... Rated the No. 10 player in the nation by *The Sporting News*, No. 11 by MaxPreps.com, No. 12 by Rivals.com and PrepStars.com, No. 17 by Scout.com and No. 21 by ESPN.com ... Scout.com lists him as the No. 4 point guard in the nation, while Rivals.com and ESPN.com rank him the country's No. 5 point guard ... Playing his final year of prep basketball at White Station High School in Memphis in 2009-10 ... Helped lead the Spartans to a 31-7 overall record and a 15-1 conference mark in 2008-09 ... White Station won the 2009 Tennessee Class AAA state title ... Scored a combined 82 points (27.3 ppg) in the Spartans' three state tournament games en route to the crown ... Netted a game-high 35 points in the state title game victory over Raleigh-Egypt ... Took home Class AAA

state tournament MVP honors ... Named the 2008-09 *Commercial Appeal* Player of the Year ... Averaged 26.2 points in 2008-09, which was the top scoring average in the Memphis area ... Earned Tennessee Sports Writers Association (TSWA) All-State honors for Class AAA ... As a sophomore in 2007-08, helped White Station to the Tennessee Class AAA championship game ... A member of the Memphis Magic Elite AAU team that won the national championship at the prestigious adidas Super 64 Tournament in Las Vegas this past summer .. Was named the Super 64's Most Valuable Player ... Scored a game-high 20 points in the championship victory.

Jelan Kendrick/6-6/185

Atlanta, Ga./Wheeler HS/Westlake HS

A consensus top-15 recruit ... Rated the No. 8 player in the nation by Rivals.com and PrepStars.com, No. 11 by Northstar Basketball Blog, No. 15 by Scout.com and No. 24 by ESPN.com ... Rivals.com also ranked him the No. 2 small forward in the country ... Scout.com rated him the nation's No. 2 shooting guard, PrepStars.com No. 3 and ESPN.com No. 4 ... Will play his final year of prep basketball in 2009-10 at Wheeler High School in Marietta, Ga. ... Wheeler is ranked No. 14 in MaxPreps.com national preseason high school poll... Played his junior campaign (2008-09) for Atlanta's Westlake High School ... Helped lead the Lions to a 22-7 overall record and an 11-2 conference mark ... Westlake advanced to the Georgia state Class AAAAA semifinals in 2008-09 ... Played the latter portion of the 2009 summer AAU schedule with fellow signees Joe Jackson and Chris Crawford for the Memphis Magic Elite ... His AAU squad won the national championship at the prestigious adidas Super 64 Tournament in Las Vegas this past summer.

Hippolyte Tsafack/6-8/230

Cameroon/The Miller School (Charlottesville, Va.)

Name is pronounced: ip – po – LEET/CHA – fack ... Originally from Cameroon and moved to the United States in 2007 ... Playing his final season at prep basketball at The Miller School in Charlottesville, Va., in 2009-10 ... Rated the No.5 "sleeper" of the July 2009 recruiting period, according to nationalhoopsreport.blogspot.com ... Ranked the No. 20 center in the nation by Scout.com ... ESPN.com rated him among the country's top power forwards ... In 2008-09 as a junior, averaged 11.7 points, 10.5 rebounds and 1.6 blocked shots for The Miller School ... Helped lead the Mavericks to a 26-3 overall record in 2008-09 ... The Miller School won its first Virginia Independent School (VIS) Division 2 state championship in 2008-09 ... Scored 13 points and grabbed six rebounds in the Mavericks' 69-61 state title game victory over Atlantic Shores Christian.

TIGERS AMONG WINNINGEST PROGRAMS IN RECENT YEARS

Since 2005-06 (Through Dec. 3)

1. Memphis.....	141
2. Kansas.....	128
3. UCLA.....	127
North Carolina.....	127
5. Florida.....	124
6. Duke.....	118
Pittsburgh.....	118
8. Texas.....	115
9. Gonzaga.....	111
10. Ohio State.....	109

Since 2000-01 (Through Dec. 3)

1. Duke.....	297
2. Kansas.....	288
3. Memphis.....	271
4. Gonzaga.....	270
5. Florida.....	268
6. Illinois.....	258
Connecticut.....	258
Pittsburgh.....	258
9. Texas.....	257
Syracuse.....	257

4-1 start, and is tied for the third-best, five-game start by a Tiger head coach since World War II.

The following shows the best five-game coaching starts since World War II:

Head Coach/Year	5-Game Record
Wayne Yates/1974-75	5-0^
Bob Vanatta/1956-57	5-0^
Josh Pastner/2009-10	4-1
Gene Bartow/1970-71	4-1
Moe Iba/1966-67	4-1
McCoy Tarry/1948-49	4-1
Johnny Jones*/1999-2000	3-2
Tic Price/1997-98	3-2
Dana Kirk/1979-80	3-2
Dean Ehlers/1962-63	3-2
John Calipari/2000-01	2-3^
Larry Finch/1986-87	2-3^
Eugene Lambert/1951-52	2-3^

* interim coach
^ went on to 20-win season

NOVEMBER, PLEASE DON'T GO...

While all head coaches focus on March and their teams ready to make postseason runs, the Tigers have done quite well in the month of November. Since 1999-2000, Memphis has a 40-15 record (.727 winning percentage) in November.

One reason for the 15 early setbacks is the rugged national schedule the Tigers have played. Of the 15 November losses, 10 were to nationally-ranked teams.

The Tigers are 27-6 (.818 winning percentage) in November since 2004-05, with five of the six setbacks coming to ranked opponents. The following shows Memphis' progress in November games since

1999-2000:

Year	Nov. Rec.	Losses to Ranked Teams
2009-10	4-1	1
2008-09	4-1	0
2007-08	6-0	0
2006-07	4-1	1
2005-06	5-1	1
2004-05	4-2	2
2003-04	2-1	1
2002-03	2-1	0
2001-02	5-2	2
2000-01	2-3	2
1999-2000	2-2	0
Totals	40-15	10

..BUT, DECEMBER HAS ALSO BEEN GOOD TO TIGERS

Since the 1999-2000 season, the Tigers have a 48-21 record (.696 winning percentage) when playing in the month of December. Memphis was 5-2 last December and has won 23 of its last 27 December contests (.852 winning percentage), dating back to the 2004-05 season.

TIGERS CLIMBING CAREER TREYS LIST

Although the perimeter shooting has been a little off to start 2009-10, Tiger Nation knows it's only a matter of time when the treys begin to fall for **Willie Kemp, Doneal Mack** and **Roburt Sallie**.

Kemp and Mack find themselves moving up the Memphis career three-pointers made chart, while Sallie entered the season as the all-time three-point percentage leader, and he still holds that spot. The following are the career lists for three-pointers made and trey percentage:

Career Three-Pointers Made

1. Rodney Carney/2002-06.....	287
2. Anthony Rice/2001-05.....	242
3. Doneal Mack/2006-present.....	186
:	
11. Willie Kemp/2006-present.....	129

Career Three-Pointer Pct.

1. Roburt Sallie/2008-present.....	43.6
:	
7. Doneal Mack/2006-present.....	36.4

CALL HIM MR. SWIPE

His perimeter jump shot may not be falling right now, but **Roburt Sallie** is contributing in other ways — especially on the defensive end. Five games into 2009-10, the Tigers' 6-foot-5 guard leads the squad and is second in Conference USA with 17 steals (3.4 spg). He set a career high with four steals in the season-opening win over Jackson State, and then tied the mark with four steals against No. 1/1 Kansas and Tennessee Tech. Sallie had two swipes in the Tigers' win over Central Arkansas and added three steals in the win over Oaklans.

Sallie has also been bullish on the boards with a 3.0 rebounding average from his guard spot. The

Memphis Record When...

Leading at half.....	4-0
Behind at half.....	0-1
Tied at half.....	0-0
Scores 80 points or more.....	3-0
Scores 70-79 points.....	1-0
Scores 60-69 points.....	0-0
Scores under 60 points.....	0-1
Has 5+ dbl.-figure scorers.....	0-0
Has 3-4 dbl.-figure scorers.....	4-0
Has 1-2 dbl.-figure scorers.....	0-1
Has 20+ points off bench.....	3-0
Has 15-19 points off bench.....	1-0
Has less than 15 points off bench.....	0-1
Shoots FG 50 pct. or better.....	3-0
Shoots FG 45-49 pct.....	0-0
Shoots FG 40-44 pct.....	1-0
Shoots under 40 pct.....	0-1
Shoots FT 70 pct. or better.....	1-0
Shoots FT 65-69 pct.....	1-1
Shoots FT under 65 pct.....	2-0
Shoots treys 50 pct. or better.....	1-0
Shoots treys 45-49 pct.....	0-0
Shoots treys 40-44 pct.....	1-0
Shoots treys under 40 pct.....	2-1
Hits 10+ treys.....	1-0
Hits 6-9 treys.....	3-1
Hits fewer than 6 treys.....	0-0
Out-rebounds opponents.....	3-0
Opponent out-rebound Tigers.....	0-1
Tied in rebounding.....	1-0
Has 20 or more assists.....	0-0
Has 15-19 assists.....	2-0
Has 14 assists or fewer.....	2-1
Commits 15+ turnovers.....	0-0
Commits 11-14 turnovers.....	4-1
Commits 10 or fewer turnovers.....	0-0
Forces 15+ turnovers.....	4-1
Forces 11-14 turnovers.....	0-0
Forces 10 or fewer turnovers.....	0-0
Opp. shoots FG 50 pct. or better.....	0-0
Opp. shoots FG 45-49 pct.....	0-1
Opp. shoots FG 40-44 pct.....	1-0
Opp. shoots under 40 pct.....	3-0
Opp. shoots treys 50 pct. or better.....	1-0
Opp. shoots treys 45-49 pct.....	0-0
Opp. shoots treys 40-44 pct.....	0-0
Opp. shoots treys under 40 pct.....	3-1

**Tickets On Sale For
Dec. 12 Memphis-UALR
Game In North Little
Rock**

Tiger Nation has fond memories of playing at the Verizon Center in North Little Rock, Ark., as that was the site where Memphis' 2008 run to the NCAA title game began. Well, the Tigers make a return trip to the Verizon Center in just under three weeks to face Arkansas-Little Rock Dec. 12, and tickets are available.

Game time is 2 p.m. (CT) for the Memphis-UALR contest, and tickets can be purchased by going to the Memphis athletics web site at www.gotigersgo.com and clicking on the Tickets link down the left side of the front page. Fans can also purchase tickets by calling the Athletic Ticket Office at 901-678-2331.

The Dec. 12 Memphis-UALR contest will not be televised.

**WKNO/Channel 10 Picks
Up Six Tiger Hoops
Games For 2009-10**

Local Tiger basketball fans got an early Christmas present Nov. 23 when WKNO/Channel 10 and the University of Memphis reached an agreement to televise six games this season. The first WKNO-televised contest is the Nov. 24 Memphis-Central Arkansas game, but it is being broadcast on a tape-delayed basis at 10 p.m. (CT).

The other five WKNO games will be aired live, beginning with the Tigers' home contest versus Oakland Nov. 30. Memphis' encounters with Arkansas State Dec. 5, Montana State Dec. 9, SMU Jan. 30 and SMU Feb. 20 are also scheduled to air live on WKNO.

Greg Gaston of Fox 13 Sports will handle the play-by-play and former Tiger standouts Hank McDowell and Elliot Perry will share color analyst duties. Fox 13's Kristin Tallent will serve as the broadcast's sideline reporter.

The following are the games, dates and times of the WKNO/Channel 10 Tiger hoops television schedule:

<u>Game/Date</u>	<u>Time</u>
Central Arkansas/Nov. 24*	10 p.m. (CT)
Oakland/Nov. 30*	9 p.m. (CT)
Arkansas State/Dec. 5*	9 p.m. (CT)
Montana State/Dec. 9	7 p.m. (CT)
SMU/Jan. 30	2 p.m. (CT)
SMU/Feb. 20	7 p.m. (CT)

* tape-delay broadcast

Sacramento, Calif., native grabbed a career-high seven rebounds versus Jackson State in the season opener.

HE'S BAAAAACCCCCCKKKK!

Who's back? Sharp-shooter **Roburt Sallie**, that's who. After four-straight tough shooting games to start 2009-10, Sallie found his stroke in the Tigers' Nov. 24 win over Central Arkansas.

The 6-foot-5 guard scored 17 points on 5-of-8 field goals, 3-of-5 treys and 4-of-4 free throws. Prior to the Nov. 24 game, Sallie was shooting 1-of-14 from the arc (7.1 percent) and 8-of-27 from the field (29.6 percent).

He continued his hot hand in the Tigers' win over Oakland Nov. 30. Sallie scored 12 points versus the Grizzlies on 5-of-8 shooting from the field and 2-of-4 from the arc.

TIGER DEFENSE = TURNOVER MACHINE

Head coach **Josh Pastner** has preached to his Tigers to play hard with a strong effort on the defensive end because the outcome of a lot of Memphis games in 2009-10 will come down to defense. The players are buying in.

After four games, Memphis is forcing its opponents to turn the ball over an average of 21.4 times per contest. The Tigers picked up 20 Jackson State miscues in the season opener, and then forced the No. 1/1 Kansas Jayhawks to turn the ball over 21 times. Memphis forced 24 Tennessee Tech in a Nov. 20 win, and then caused 18 Central Arkansas miscues Nov. 24. Oakland committed 24 miscues in the Nov. 30 game.

PASTNER FOURTH-YOUNGEST HEAD COACH IN NCAA DIVISION I IN 2009-10

If you ask **Josh Pastner** about his age, he just says it's a number. And it is. However, Pastner's age makes him one of the youngest head coaches in NCAA Division I in 2009-10. The following lists the youngest head coaches in NCAA Division I:

Coch, School	Age	Birthdate
Jared Grasso/Fordham	29	May 10, 1980
Dane Fife, IPFW	30	July 26, 1979
Jason James, UT Martin	31	Oct. 10, 1977
Josh Pastner, Memphis	32	Sept. 26, 1977
Joe Pasternack, New Orleans	32	Apr. 15, 1977
Shaka Smart, VCU	32	Apr. 8, 1977
Brad Stevens, Butler	33	Oct. 22, 1976

TIGERS TURNING 1,400

With the opening of the 2009-10 season, the countdown is on for Memphis. The Tiger basketball program entered the 2009-10 year with 1,383 all-time victories and needed 17 to reach the 1,400-win plateau. After the Nov. 30 victory over Tennessee Tech, the Tigers now have 1,387 wins.

If successful, Memphis, the winningest program in Conference USA, would be the first school in the league to reach 1,400 victories.

LAST MEETING

**#3/3 Memphis 84 • Arkansas State 63
Nov. 20, 2007 • Memphis, Tenn.**

Then-Memphis coach John Calipari was so annoyed with the No. 3/3 Tigers that he cut their Thanksgiving holiday in half. Calipari was upset almost from the start. And when it was over, instead of giving his team two days off, they will practice Wednesday, ruining some plans for traveling home for the holiday.

Willie Kemp had a career-high 22 points and Doneal Mack added 19 to help the Tigers beat Arkansas State 84-63. Chris Douglas-Roberts added 16 points for Memphis, which has won all of its games by double-digit margins.

Adrian Banks had 32 points to lead the Indians (0-3). The 6-foot-3 senior guard finished the game shooting 12-for-20 from the field. No other Indians player was in double figures.

The Tigers, playing their first game after winning the 2K Sports College Hoops Challenge tournament, at times looked sloppy, although they were never really threatened in the second half.

Each time the Indians made a run that seemed like they might get the deficit to a manageable number, Kemp connected from long range, including back-to-back three-pointers with about nine minutes left to build the Memphis advantage to 64-42.

The Tigers led 43-25 at the half after their three-point shooting overcame early intensity problems. Kemp came off the bench for 14 first-half points, hitting 5-for-6 from the floor, including all but one of his five shots outside the arc as Memphis shot 50 percent from long range.

But it didn't start that way. Calipari had seen enough of his starters and their lackadaisical play within the first 5 minutes. He sent a full complement of reserves to the scorer's table with the Indians holding an early lead.

The change resulted not only in more pressure by Memphis, but a 12-2 run to erase the Indians lead. Little by little, the starters returned with a bit more intensity, and after Kemp connected on a trio of consecutive three-pointers, Memphis was up 31-15.

ASU	FG-A	3P-A	FT-A	RB	TP	A TO	B S	Min		
Farmer	1-2	0-0	3-4	5	5	0	3	0	27	
Morgan	0-1	0-0	0-0	2	0	3	2	1	22	
Chia-Kur	1-6	0-2	0-0	3	2	0	2	0	20	
Banks	12-20	4-7	4-6	6	32	2	3	0	36	
Wedel	2-7	0-5	4-4	3	8	3	2	0	29	
Thomas	1-3	0-0	1-3	1	3	0	1	1	14	
Nutt	0-0	0-0	0-0	0	0	0	0	0	2	
Gant	3-4	0-0	0-0	1	6	2	0	0	10	
Handy	0-0	0-0	0-0	0	0	0	0	0	1	
Koggu	1-1	1-1	0-0	1	3	1	2	0	16	
Lance	2-4	0-1	0-0	0	4	1	3	0	17	
Keaton	0-1	0-1	0-0	0	0	0	0	0	6	
TEAM				3						
Totals	23-49	5-17	12-17	25	63	12	18	2	3	200

Memphis	FG-A	3P-A	FT-A	RB	TP	A TO	B S	Min		
Taggart	3-4	1-1	0-0	2	7	0	2	1	16	
Dorsey	3-4	0-0	0-0	3	6	0	1	2	20	
Anderson	1-6	1-4	0-1	2	3	1	2	1	22	
D.-Roberts	7-9	0-1	2-3	5	16	2	1	0	25	
Rose	2-7	0-1	0-0	6	4	5	3	0	28	
Kemp	8-11	6-8	0-0	0	22	1	1	0	23	
Niles	0-0	0-0	0-0	0	0	1	0	0	5	
Allen	0-3	0-3	0-0	3	0	9	2	0	21	
Mack	6-10	4-8	3-3	2	19	2	1	0	20	
McGrady	0-0	0-0	0-0	0	0	1	0	0	3	
Robinson	2-5	1-4	0-0	1	5	1	0	0	13	
Bailey	1-1	0-0	0-2	1	2	0	0	0	4	
TEAM				3						
Totals	33-60	13-30	5-9	28	84	23	13	4	7	200

Arkansas State 25 38 — 63
 Memphis 43 41 — 84
Officials: Shaw, Hartzell, Lusk; **Attendance:** 16,741

2009-10 Memphis Cumulative Statistics
Memphis Season Box Score (as of Nov 30, 2009)
All games

RECORD:	OVERALL	HOME	AWAY	NEUTRAL
ALL GAMES	4-1	4-0	0-0	0-1
CONFERENCE	0-0	0-0	0-0	0-0
NON-CONFERENCE	4-1	4-0	0-0	0-1

##	Player	gp-gs	min	avg	Total		3-Point		F-Throw		Rebounds				pf	dq	a	to	blk	stl	pts	avg
					fg-fga	fg%	3fg-fga	3fg%	ft-fa	ft%	off	def	tot	avg								
15	WILLIAMS, Elliot	5-5	161	32.2	34-70	.486	11-31	.355	24-32	.750	3	17	20	4.0	8	0	17	14	1	8	103	20.6
03	SALLIE, Roburt	5-4	152	30.4	18-43	.419	6-23	.261	9-13	.692	4	11	15	3.0	9	0	7	5	2	17	51	10.2
10	COLEMAN, Will	5-3	118	23.6	20-28	.714	0-0	.000	10-18	.556	16	19	35	7.0	12	0	4	8	16	4	50	10.0
20	MACK, Doneal	5-4	110	22.0	16-30	.533	10-20	.500	3-5	.600	1	5	6	1.2	14	0	7	3	0	4	45	9.0
11	WITHERSPOON, Wesl	5-1	109	21.8	16-32	.500	5-14	.357	6-11	.545	4	12	16	3.2	16	1	6	14	3	8	43	8.6
05	KEMP, Willie	5-5	159	31.8	12-29	.414	6-14	.429	8-8	1.000	3	8	11	2.2	6	0	20	13	1	6	38	7.6
12	BARHAM, Drew	4-0	25	6.3	6-15	.400	4-9	.444	2-3	.667	3	2	5	1.3	4	0	1	0	0	2	18	4.5
01	HENDERSON-NILES,	5-2	95	19.0	9-21	.429	0-0	.000	3-8	.375	10	16	26	5.2	11	0	0	6	5	3	21	4.2
30	STEPHENS, D.J.	5-1	36	7.2	4-6	.667	0-1	.000	2-5	.400	6	4	10	2.0	6	0	0	1	0	1	10	2.0
31	LAIRD, Preston	4-0	11	2.8	0-1	.000	0-0	.000	3-6	.500	1	0	1	0.3	1	0	2	0	0	0	3	0.8
35	FOSTER, Tyler	4-0	5	1.3	1-2	.500	0-1	.000	0-0	.000	1	1	2	0.5	0	0	0	0	0	1	2	0.5
54	JACQUES, Aaron	4-0	7	1.8	0-1	.000	0-0	.000	2-2	1.000	3	1	4	1.0	1	0	0	0	0	0	2	0.5
14	HOLT, Charles	4-0	7	1.8	0-1	.000	0-0	.000	1-2	.500	0	0	0	0.0	1	0	0	2	0	0	1	0.3
32	THOMAS, Malik	4-0	5	1.3	0-0	.000	0-0	.000	0-0	.000	0	0	0	0.0	0	0	0	1	0	1	0	0.0
Team											3	10	13					1				
Total.....		5	1000		136-279	.487	42-113	.372	73-113	.646	58	106	164	32.8	89	1	64	68	28	55	387	77.4
Opponents.....		5	1000		95-240	.396	12-43	.279	62-98	.633	56	100	156	31.2	92	-	40	107	15	26	264	52.8

Score by Periods	1st	2nd	Totals
Memphis	166	221	387
Opponents	103	161	264

Game • Recaps • And • Boxscores

GAME #1

Memphis 82 • Jackson State 53
Nov. 13, 2009 • Memphis, Tenn.

Elliot Williams scored 19 points and Will Coleman posted his first NCAA Division I double-double with 16 points and 10 boards to lift Memphis to an 82-53 victory over Jackson State in the 2009-10 season opener for both schools.

Wesley Witherspoon netted a career high with 13 points, while Roburt Sallie recorded career best for rebounds (7), assists (4) and steals (4). Coleman also added five blocks for the Tigers.

Garrison Johnson led Jackson State with 16 points, while Grant Maxey had 11 points. De'Suan Dixon led the visiting Tigers on the glass with five rebounds.

Memphis used a hustling defense to force Jackson State into 20 turnovers and a 36.8 percent shooting clip from the field. The home Tigers won the battle on the boards 43-33.

The contest was close the opening 15 minutes with Memphis holding a narrow 17-15 advantage with 6:04 left before the intermission. From that point, the Tigers took over the game, finishing the first half with a 21-6 spurt to take a 38-21 lead into the break. Williams' eight points and Coleman's six points, including a tip-in at the first-half buzzer, paced the Memphis run.

After halftime, Jackson State used a 13-3 spark to pull to within seven at 41-34 with 17:02 to go. The Tigers, though, responded with a 19-3 spurt that gave them a 60-37 lead at the 11:48 mark and put the contest out of reach.

Memphis shot 43.1 percent from the field and 33.3 percent from the arc.

JSU	FG-A	3P-A	FT-A	RB	TP	A TO	B	S	Min
Hanson	0-1	0-1	1-2	2	1	1	1	0	14
Maxey	5-13	0-2	1-2	3	11	1	1	1	28
Blake	0-1	0-0	0-0	3	0	1	0	1	10
Melvin	1-4	0-1	0-0	2	2	4	3	0	22
Johnson	6-17	2-5	2-2	2	16	0	2	2	33
Burk	2-2	0-0	2-2	2	6	0	1	0	21
Major	0-0	0-0	0-0	0	0	0	0	0	6
Williams, C.	1-1	0-0	0-1	0	2	0	2	0	7
Lewis	1-1	1-1	0-0	0	3	1	0	0	3
Williams, P.	0-2	0-0	1-2	2	1	1	1	0	14
Dixon	1-5	0-1	0-0	5	2	2	3	0	14
Jefferson	0-0	0-0	0-0	1	0	0	0	0	3
Jones	2-4	0-0	0-1	3	4	0	1	0	4
Swanier	1-1	1-1	0-0	0	3	0	2	0	3
Gregory	1-5	0-0	0-0	4	2	0	3	0	18
TEAM				4					
Totals	21-57	4-12	7-13	33	53	11	20	4	200

Memphis	FG-A	3P-A	FT-A	RB	TP	A TO	B	S	Min
H. Niles	2-4	0-0	1-4	5	5	0	2	0	18
Witherspoon	3-9	2-5	5-7	4	13	1	1	1	20
Sallie	2-8	1-5	2-5	7	7	4	1	0	34
Kemp	1-3	0-2	2-2	4	4	3	3	1	33
Williams	5-11	2-6	7-11	3	19	3	3	0	33
Coleman	5-7	0-0	6-7	10	16	0	1	5	21
Barham	2-2	1-1	2-3	2	7	0	0	0	6
Holt	0-0	0-0	0-0	0	0	0	0	0	1
Mack	2-4	2-3	2-2	1	8	2	1	0	20
Stephens	0-1	0-1	1-3	2	1	0	1	0	9
Laird	0-1	0-0	2-4	0	2	1	0	0	2
Thomas	0-0	0-0	0-0	0	0	0	0	0	1
Foster	0-1	0-1	0-0	0	0	0	0	0	1
Jacques	0-0	0-0	0-0	1	0	0	0	0	1
TEAM				4					
Totals	22-51	8-24	30-48	43	82	14	14	7	200

Jackson State 21 32 — 53
 Memphis 38 44 — 82
Officials: Gattis, Ervin, Smith; **Attendance:** 17,584

GAME #2

#1/1 Kansas 57 • Memphis 55
Nov. 17, 2009 • St. Louis, Mo.
Basketball Hall of Fame Showcase

The No. 1 Kansas Jayhawks escaped with a 57-55 win over the Memphis Tigers in a rematch of the 2008 National Championship game at the Scottrade Center in St. Louis, Mo. The game was the opening contest of the 2009 Hall of Fame Showcase for Memphis.

Elliot Williams finished with a career-high 21 points and six rebounds to lead the Tigers. Will Coleman was the Tigers' second-leading scorer with eight points off the bench. He also added five rebounds and two blocked shots.

Kansas was led by 2008 All Big-12 first team selection Cole Aldrich's double-double of 18 points and 11 rebounds. Sherron Collins finished the game with 12 points and five boards, while freshman Xavier Henry had 11 points for the Jayhawks.

Memphis forced the Jayhawks into 21 turnovers on the night, but it was still not enough to overcome its shooting woes. The Tigers shot just 34.5 percent from the field, including 24 percent from beyond the arc. Kansas also dominated Memphis on the glass, out-rebounding Memphis 36-25.

Kansas would extend its lead to as many as 10 in the second half, leading 38-28 at the 13:54 mark. Memphis head coach Josh Pastner then called a quick timeout to regroup. Coming out of the timeout, the Tigers connected on two quick layups to cut the deficit to six.

Eventually, Memphis would get the ball with 18 seconds left, trailing by two. Williams missed a last-second three pointer that would have given the Tigers the victory, and Kansas grabbed the rebound to run out the clock.

Memphis	FG-A	3P-A	FT-A	RB	TP	A TO	B	S	Min
H. Niles	1-3	0-0	1-2	4	3	0	2	0	19
Sallie	2-10	0-6	1-1	4	5	0	1	0	33
Kemp	2-9	1-3	2-2	1	7	3	2	0	35
Williams	6-18	3-11	6-8	6	21	0	2	1	39
Mack	2-3	2-3	1-3	0	7	1	1	0	24
Coleman	4-6	0-0	0-0	5	8	0	3	2	24
Witherspoon	2-6	0-2	0-0	2	4	0	2	0	26
Stephens	0-0	0-0	0-0	0	0	0	0	0	0+
TEAM				3					
Totals	19-55	6-25	11-16	25	55	4	13	3	200

Kansas	FG-A	3P-A	FT-A	RB	TP	A TO	B	S	Min
Morris	1-1	0-0	2-2	6	4	0	3	1	15
Aldrich	7-10	0-0	4-5	11	18	0	0	5	30
Henry	3-11	0-2	5-6	6	11	0	4	0	32
Collins	5-7	1-1	1-2	5	12	2	2	0	32
Taylor	0-4	0-0	2-2	3	2	5	7	0	33
Robinson	0-1	0-0	0-0	1	0	0	0	0	2
Reed	0-2	0-2	0-0	1	0	0	0	0	18
Johnson	0-0	0-0	0-0	0	0	1	3	0	7
Morris	4-7	0-0	2-4	1	10	2	2	0	31
TEAM				2					
Totals	20-43	1-5	16-21	36	57	10	21	6	200

Memphis 20 35 — 55
 Kansas 26 31 — 57
Officials: Welmer, Olson, Whitehead
Attendance: 12,107

GAME #3

Memphis 92 • Tennessee Tech 59
Nov. 24, 2009 • Memphis, Tenn.
Basketball Hall of Fame Showcase

Led by Elliot Williams' career-high 23 points, along with three other Tigers in double figures, Memphis knocked off Tennessee Tech 92-59 at FedExForum.

Willie Kemp added 11 points, six assists and four rebounds. Roburt Sallie scored 10 points on 4-of-9 shooting. Will Coleman scored eight points to go along with nine rebounds in 22 minutes.

Tennessee Tech was able to keep the game close early, closing the deficit to five when Kevin Murphy knocked in a jumper at the 6:45 mark.

However, the Golden Eagles, who were playing their second game in as many days, couldn't keep up as Memphis would go on a 10-0 run over the next three minutes to put the game out of reach. The Tigers then ended the half with a duo of explosive dunks — first by Williams and then by Coleman on an alley-oop from Williams — to make it 40-23 going into the locker room.

Kevin Murphy led the Golden Eagles with a game-high tying 23 points to go along with four assists. Jud Dillard was the only other Golden Eagle in double figures, scoring 12 points in 20 minutes.

Memphis shot 55.7 percent from the floor, including 37.5 percent from beyond the arc. Tennessee Tech shot 42.6 percent from the floor, but only 22.2 percent (2-of-9) from the arc.

Tenn. Tech	FG-A	3P-A	FT-A	RB	TP	A TO	B	S	Min
Inameti	3-6	0-0	1-2	4	7	2	2	1	25
Jones	2-6	0-0	0-0	2	4	1	3	0	18
Murphy	8-16	2-5	5-6	4	23	2	5	0	33
Muhammad	0-2	0-2	1-2	3	1	2	4	0	22
Davis	1-2	0-1	0-0	4	2	2	4	0	24
Newton	0-1	0-1	2-2	1	2	0	0	0	7
Barnes	1-3	0-0	0-3	3	2	0	0	0	17
Hunley	0-0	0-0	0-0	0	0	0	0	0	3
Pickens	1-2	0-0	2-2	0	4	0	1	0	15
Dillard	6-11	0-0	0-1	2	12	2	3	0	20
Bailey	1-5	0-0	0-0	2	2	0	1	0	16
TEAM				6					
Totals	23-54	2-9	11-18	31	59	11	24	1	200

Memphis	FG-A	3P-A	FT-A	RB	TP	A TO	B	S	Min
Coleman	3-4	0-0	3-8	8	9	1	3	3	22
Sallie	4-9	0-3	2-3	1	10	1	1	1	29
Kemp	4-6	3-5	0-0	4	11	6	1	0	29
Williams	8-12	0-2	7-8	4	23	4	3	0	28
Mack	8-14	4-9	0-0	3	20	1	1	0	25
H. Niles	1-5	0-0	0-0	8	2	0	0	0	18
Witherspoon	4-5	1-2	0-3	3	9	2	3	1	21
Barham	2-6	1-3	0-0	1	5	0	0	0	10
Holt	0-0	0-0	0-0	0	0	0	1	0	2
Stephens	0-0	0-0	0-0	1	0	0	0	0	6
Laird	0-0	0-0	1-2	1	1	0	0	0	3
Thomas	0-0	0-0	0-0	0	0	0	1	0	2
Foster	0-0	0-0	0-0	0	0	0	0	0	2
Jacques	0-0	0-0	2-2	2	2	0	0	0	3
TEAM				2					
Totals	34-61	9-24	15-26	38	92	15	14	5	200

Tennessee Tech 23 36 — 59
 Memphis 40 52 — 92
Officials: Welmer, O'Neil, Shows; **Attendance:** 16,707

Game • Recaps • And • Boxscores

GAME #4

Memphis 81 • Central Arkansas 49
Nov. 24, 2009 • Memphis, Tenn.

After struggling to find its touch from beyond the arc in the first three games, Memphis rode a season-best three-point shooting performance to defeat Central Arkansas 81-49.

Elliot Williams led the Tigers in scoring for the fourth-consecutive game with 20 points to go along with eight assists. It was his third-straight game of 20 or more points. Williams also set new career highs in both three pointers made (four) and assists (eight).

For the second-straight game, four Tigers scored in double figures. Robert Sallie scored a season-high 17. Willie Kemp scored a season-high tying 11 points and Wesley Witherspoon also added 11 points.

Trailing 9-7 at the 11:45 mark in the first half, the Tigers went on a 14-3 run marked by a trifecta of three-pointers from Williams to take the lead 21-12. Williams made four treys in the game, a new career high.

Witherspoon then hit a three-pointer with 6:39 to extend the Memphis lead to 24-12. Memphis put the game out of reach when Sallie stole the ball and converted a breakaway layup despite being intentionally fouled. Sallie made the foul shot, as well as the additional free throw from the intentional foul to complete a four-point play and put the Tigers up 33-16.

Central Arkansas was led by Mitch Rueter's 17-point, six-rebound performance. Mike Pouncy was the only other Bear in double figures, netting 12 points in 25 minutes of action.

The Tigers turned in an impressive shooting performance, going 27-of-50 (54 percent) from the floor, 12-of-24 (50 percent) from deep and 15-of-20 (75 percent) from the charity stripe.

UCA	FG-A	3P-A	FT-A	RB	TP	A TO	B	S	Min	
Rueter	5-10	1-3	6-10	6	17	0	3	0	2	35
Dos Santos	1-5	0-0	3-4	6	5	0	1	0	1	29
Pouncy	5-8	0-0	2-4	5	12	0	1	0	0	25
Rehmel	1-6	1-4	2-2	1	5	0	1	0	0	29
Qahwash	0-0	0-0	1-2	2	1	3	0	0	0	17
Clayborn	0-2	0-1	1-2	1	1	0	2	0	0	20
Sheppard	0-0	0-0	2-4	1	2	0	3	1	1	14
Poellnitz	3-7	0-3	0-0	1	6	1	3	0	1	29
Williams	0-0	0-0	0-0	0	0	0	0	0	0	2
TEAM	2									
Totals	15-38	2-11	17-28	25	49	2	18	1	5	200

Memphis	FG-A	3P-A	FT-A	RB	TP	A TO	B	S	Min	
Coleman	2-3	0-0	1-2	6	5	2	0	2	0	25
Stephens	1-2	0-0	1-2	5	3	0	0	0	0	14
Kemp	3-5	1-2	4-4	0	11	4	4	0	0	30
Williams	7-15	4-8	2-3	5	20	8	1	0	0	27
Mack	2-4	2-4	0-0	1	6	0	0	0	1	20
H-Niles	2-2	0-0	1-2	1	5	0	1	0	1	21
Sallie	5-8	3-5	4-4	2	17	0	1	0	2	27
Witherspoon	4-7	2-4	1-1	3	11	2	6	1	1	23
Barham	0-3	0-1	0-0	1	0	1	0	0	0	5
Holt	0-0	0-0	1-2	0	1	0	1	0	0	2
Laird	0-0	0-0	0-0	0	0	1	0	0	0	3
Thomas	0-0	0-0	0-0	0	0	0	0	0	0	1
Foster	1-1	0-0	0-0	1	2	0	0	0	0	1
Jacques	0-0	0-0	0-0	0	0	0	0	0	0	1
TEAM	4									
Totals	27-50	12-24	15-20	25	81	18	14	3	6	200

Central Arkansas 16 33 — 49
 Memphis 37 44 — 81

Officials: O'Neil, Malham, Shaw
Attendance: 16,612

GAME #5

Memphis 77 • Central Arkansas 46
Nov. 30, 2009 • Memphis, Tenn.

Elliot Williams scored 20 points and Will Coleman added 12 points, six rebounds and four blocks to lead Memphis to a 77-46 victory over Oakland. Memphis improves to 4-1 on the season with the victory. Oakland falls to 3-4 with the loss.

With Monday's victory Josh Pastner is now tied for the third-best record among Tiger coaches in their first five games as the head coach.

Williams has now led Memphis in scoring in each of its first five games, scoring 20 or more in four of those five. Robert Sallie also added 12 points on 5-of-8 shooting, as the Tigers shot 54.8 percent (34-of-62).

Derick Nelson led Oakland with 14 points, while Johnathon Jones added 12 points. Keith Benson, who entered the game with a team-high scoring average of 18.2 points, was held to nine points on 3-of-13 shooting.

Memphis pulled away with 14 unanswered points midway through the first half and took a 31-17 lead at halftime. Memphis eventually would lead by as many as 36.

Oakland struggled offensively, shooting just 33.3 percent (16-of-48) and committing 24 turnovers in the game.

The Tigers shot 61.8 percent from the field in the second half, finishing with an overall shooting percentage of 54.8 percent.

Coleman led the Tigers out of the locker room in the second half scoring the first six points of the half. All of Coleman's 12 points were scored in the second period.

Oakland	FG-A	3P-A	FT-A	RB	TP	A TO	B	S	Min	
Nelson	6-11	1-1	1-3	3	14	1	3	0	0	30
Hudson	1-3	0-0	1-2	3	3	0	1	0	2	26
Benson	3-13	0-0	3-3	9	9	1	5	1	1	33
Cushingberry	0-2	0-1	0-0	1	0	1	0	0	0	11
Jones	4-7	1-2	3-4	1	12	2	6	0	2	35
Wright	0-3	0-1	0-0	0	0	0	1	0	0	6
Eackles	1-4	0-0	3-5	4	5	1	2	0	2	27
Valentine	0-3	0-0	0-0	3	0	0	1	1	0	13
Maynard	1-1	1-1	0-1	0	3	0	2	1	0	5
Thames	0-0	0-0	0-0	1	0	0	1	0	0	6
Milutinovic	0-1	0-0	0-0	1	0	0	1	0	0	8
TEAM	5									
Totals	16-48	3-6	11-18	31	46	6	24	3	7	200

Memphis	FG-A	3P-A	FT-A	RB	TP	A TO	B	S	Min	
Coleman	6-8	0-0	0-1	6	12	1	1	4	1	26
Sallie	5-8	2-4	0-0	1	12	2	1	1	3	29
Kemp	2-6	1-2	0-0	2	5	4	3	0	2	32
Williams	8-14	2-4	2-2	2	20	2	5	0	3	34
Mack	2-5	0-1	0-0	1	4	3	0	0	2	21
H-Niles	3-7	0-0	0-0	8	6	0	1	5	0	19
Witherspoon	3-5	0-1	0-0	4	6	1	2	0	3	19
Barham	2-4	2-4	0-0	1	6	0	0	0	1	4
Holt	0-1	0-0	0-0	0	0	0	0	0	0	2
Stephens	3-3	0-0	0-0	2	6	0	0	0	0	7
Laird	0-0	0-0	0-0	0	0	0	0	0	0	3
Thomas	0-0	0-0	0-0	0	0	0	0	0	0	1
Foster	0-0	0-0	0-0	1	0	0	0	0	0	1
Jacques	0-1	0-0	0-0	1	0	0	0	0	0	2
TEAM	4									
Totals	34-62	7-16	2-3	33	77	13	13	10	15	200

Oakland 17 29 — 46
 Memphis 31 46 — 77

Officials: O'Neil, Welmer, Thornley
Attendance: 15,689

UPDATED - PLAYER - BIOS

PIERRE HENDERSON-NILES

1

6-8 - 270
FORWARD - SENIOR
MEMPHIS, TENN.
PATTERSON SCHOOL



2009-10 Game-By-Game Statistics												
Date/Opponent	FG-A	3P-A	FT-A	RB	TP	A	TO	B	S	Min		
11-13/Jackson State *	2-4	0-0	1-4	5	5	0	2	0	1	18		
11-17/vs. Kansas *	1-3	0-0	1-2	4	3	0	2	0	1	19		
11-20/Tennessee Tech	1-5	0-0	0-0	8	2	0	0	0	0	18		
11-24/Central Arkansas	2-2	0-0	1-2	1	5	0	1	0	1	21		
11-30/Oakland	3-7	0-0	0-0	8	6	0	1	5	0	19		
12-5/Arkansas State												
12-9/Montana State												
12-12/at UALR												
12-19/at UMASS												
12-22/SEMO												
12-28/IUPUI												
12-31/Tennessee												
1-3/Houston Baptist												
1-6/at Syracuse												
1-9/at Southern Miss												
1-13/East Carolina												
1-16/at Rice												
1-20/UTEP												
1-23/Houston												
1-27/at Marshall												
1-30/at SMU												
2-3/UAB												
2-6/Gonzaga												
2-10/UCF												
2-13/at Tulsa												
2-17/at Tulane												
2-20/SMU												
2-24/at Houston												
2-27/Southern Miss												
3-3/at UAB												
3-6/Tulsa												
Totals	9-21	0-0	3-8	26	21	0	6	5	3	95		
Pct./Avg.	.429	.000	.375	5.2	4.2	0.0	1.2	1.0	0.6	19.0		

** indicates start*

- Recorded season highs with six points and eight rebounds against Oakland. Also recorded a career-high five blocks
- Tied season-high with five points against Central Arkansas, also played season-high 21 minutes and was two-for-two from the field
- Recorded eight rebounds and scored two points vs. Tennessee Tech
- Had three points and four rebounds vs. No. 1 Kansas
- Tallied five points and five rebounds in season-opener vs. Jackson State
- Averaged 8.0 points and 7.0 rebounds in two exhibition games vs. Christian Brothers and LeMoyne-Owen

Career Highs

Points.....	12 vs. Syracuse (12/20/08)
Rebounds.....	10, two times, last vs. East Carolina (1/28/09)
Field Goals Made.....	5 vs. Syracuse (12/20/08)
Field Goals Attempted.....	9 vs. Syracuse (12/20/08)
Three-Point Field Goals Made.....	None
Three-Point Field Goals Attempted.....	1 vs. UCF (1/31/07)
Free Throws Made.....	3 vs. Seton Hall (11/21/08)
Free Throws Attempted.....	6, three times, last vs. Seton Hall (11/21/08)
Assists.....	1, nine times, last vs. Cal State Northridge (3/19/09)
Blocks.....	5 vs. Oakland (11/30/09)
Steals.....	3, three times, last vs. Northeastern (12/31/08)
Minutes Played.....	27 vs. UALR (12/17/08)

Season Highs

Points.....	6 vs. Oakland (11/30/09)
Rebounds.....	8, two times, last vs. Oakland (11/30/09)
Field Goals Made.....	3 vs. Oakland (11/30/09)
Field Goals Attempted.....	7 vs. Oakland (11/30/09)
Three-Point Field Goals Made.....	None
Three-Point Field Goals Attempted.....	None
Free Throws Made.....	1, two times, last vs. Kansas (11/17/09)
Free Throws Attempted.....	4 vs. Jackson State (11/13/09)
Assists.....	None
Blocks.....	5 vs. Oakland (11/30/09)
Steals.....	1, three times, last vs. Central Arkansas (11/24/09)
Minutes Played.....	21 vs. Central Arkansas (11/24/09)

HENDERSON - NILES CAREER STATISTICS

Year	GP-GS	Min/Avg	— Total —		— 3-Point —		FT-A	Pct	— Rebounds —			PF-FO	A	TO	B	ST	Pts-Avg
			FG-A	Pct	FG-A	Pct			Off-Def	Tot	Avg						
2006-07	25-0	185/7.4	16-38	.421	0-1	.000	7-16	.438	20-34	54	2.2	36-1	4	16	9	8	39-1.6
2007-08	26-0	98/3.8	6-15	.400	0-0	.000	5-18	.278	10-11	21	0.8	24-0	2	4	0	2	17-0.7
2008-09	36-10	453/12.6	36-75	.480	0-0	.000	15-28	.536	51-79	130	3.6	64-2	4	25	13	12	87-2.4
2009-10	5-2	95/19.0	9-21	.429	0-0	.000	3-8	.375	10-16	26	5.2	11-0	0	6	5	3	21-4.2
Total	92-12	831/9.0	67-149	.450	0-1	.000	30-70	.429	91-140	231	2.5	135-3	10	51	27	25	164-1.8

UPDATED - PLAYER - BIOS

JAMES HARVEY, JR.

2

6-2 - 200
GUARD - JUNIOR
MEMPHIS, TENN.
SOUTHEASTERN C.C.



2009-10 Game-By-Game Statistics

Date/Opponent	FG-A	3P-A	FT-A	RB	TP	A	TO	B	S	Min
11-13/Jackson State	-DNP (Ineligible until second semester)									
11-17/vs. Kansas	-DNP (Ineligible until second semester)									
11-20/Tennessee Tech	-DNP (Ineligible until second semester)									
11-24/Central Arkansas	-DNP (Ineligible until second semester)									
11-30/Oakland	-DNP (Ineligible until second semester)									
12-5/Arkansas State										
12-9/Montana State										
12-12/at UALR										
12-19/at UMASS										
12-22/SEMO										
12-28/IUPUI										
12-31/Tennessee										
1-3/Houston Baptist										
1-6/at Syracuse										
1-9/at Southern Miss										
1-13/East Carolina										
1-16/at Rice										
1-20/UTEP										
1-23/Houston										
1-27/at Marshall										
1-30/at SMU										
2-3/UAB										
2-6/Gonzaga										
2-10/UCF										
2-13/at Tulsa										
2-17/at Tulane										
2-20/SMU										
2-24/at Houston										
2-27/Southern Miss										
3-3/at UAB										
3-6/Tulsa										
Totals	0-0	0-0	0-0	0	0	0	0	0	0	0
Pct./Avg.	.000	.000	.000	0.0	0.0	0.0	0.0	0.0	0.0	0.0
<i>* indicates start</i>										

• Will be eligible to compete at the start of the spring semester

Career Highs

Points	None
Rebounds.....	None
Field Goals Made	None
Field Goals Attempted.....	None
Three-Point Field Goals Made	None
Three-Point Field Goals Attempted.....	None
Free Throws Made.....	None
Free Throws Attempted.....	None
Assists.....	None
Blocks.....	None
Steals.....	None
Minutes Played	None

Season Highs

Points	None
Rebounds.....	None
Field Goals Made	None
Field Goals Attempted.....	None
Three-Point Field Goals Made	None
Three-Point Field Goals Attempted.....	None
Free Throws Made.....	None
Free Throws Attempted.....	None
Assists.....	None
Blocks.....	None
Steals.....	None
Minutes Played	None

HARVEY, JR. CAREER STATISTICS

Year	GP-GS	Min/Avg	— Total —		— 3-Point —		— Rebounds —		PF-FO	A	TO	B	ST	Pts-Avg
			FG-A	Pct	FG-A	Pct	Off-Def	Tot						
2009-10														Will be eligible to play during second semester

UPDATED - PLAYER - BIOS

ROBURT SALLIE



6-5 - 196
GUARD - JUNIOR
SACRAMENTO, CALIF.
CC OF SAN FRAN



2009-10 Game-By-Game Statistics

Date/Opponent	FG-A	3P-A	FT-A	RB	TP	A	TO	B	S	Min
11-13/Jackson State *	2-8	1-5	2-5	7	7	4	1	0	4	34
11-17/vs. Kansas *	2-10	0-6	1-1	4	5	0	1	0	4	33
11-20/Tennessee Tech *	4-9	0-3	2-3	1	10	1	1	1	4	29
11-24/Central Arkansas	5-8	3-5	4-4	2	17	0	1	0	2	27
11-30/Oakland *	5-8	2-4	0-0	1	12	2	1	1	3	29
12-5/Arkansas State										
12-9/Montana State										
12-12/at UALR										
12-19/at UMASS										
12-22/SEMO										
12-28/IUPUI										
12-31/Tennessee										
1-3/Houston Baptist										
1-6/at Syracuse										
1-9/at Southern Miss										
1-13/East Carolina										
1-16/at Rice										
1-20/UTEP										
1-23/Houston										
1-27/at Marshall										
1-30/at SMU										
2-3/UAB										
2-6/Gonzaga										
2-10/UCF										
2-13/at Tulsa										
2-17/at Tulane										
2-20/SMU										
2-24/at Houston										
2-27/Southern Miss										
3-3/at UAB										
3-6/Tulsa										
Totals	18-43	6-23	9-13	15	51	7	5	2	17	152
Pct./Avg.	.419	.261	.692	3.0	10.2	1.4	1.0	0.4	3.4	30.4

** indicates start*

- Tallied 10 or more points for the third game in a row with his 12 point performance against Oakland. Also recorded first block of the season
- Scored second-highest point total in career with 17 points against Central Arkansas. Shot five-of-eight from the field and hit three shots from beyond the arc.
- Recorded a career-high with four made free-throws against Central Arkansas
- Tallied 10 points vs. Tennessee Tech, was one of four players to score in double-figures against Tennessee Tech
- Recorded his third-straight game with four steals against Tennessee Tech
- Scored seven points and tallied seven rebounds in season-opener against Jackson State, while appearing in 34 minutes and earning his first career start
- Set career-highs in rebounds (7), assists (4) and steals (4) in the opening game of the season vs. Jackson State
- Tallied five points and four rebounds against Kansas, also had his second straight game with four steals, tying his career-high set against Jackson State
- Averaged 11.0 points and 4.5 rebounds in two exhibition vs. Christian Brothers and LeMoyne-Owen

Career Highs

Points.....	35 vs. Cal State Northridge (3/19/09)
Rebounds.....	7 vs. Jackson State (11/13/09)
Field Goals Made.....	12 vs. Cal State Northridge (3/19/09)
Field Goals Attempted.....	17 vs. Cal State Northridge (3/19/09)
Three-Point Field Goals Made.....	10 vs. Cal State Northridge (3/19/09)
Three-Point Field Goals Attempted.....	15 vs. Cal State Northridge (3/19/09)
Free Throws Made.....	4 vs. Central Arkansas (11/24/09)
Free Throws Attempted.....	5 vs. Jackson State (11/13/09)
Assists.....	4 vs. Jackson State (11/13/09)
Blocks.....	2, two times, last vs. Missouri (3/26/09)
Steals.....	4, three times, last vs. Tennessee Tech (11/20/09)
Minutes Played.....	36 vs. Cal State Northridge (3/19/09)

Season Highs

Points.....	17 vs. Central Arkansas (11/24/09)
Rebounds.....	7 vs. Jackson State (11/13/09)
Field Goals Made.....	5, two times, last vs. Oakland (11/30/09)
Field Goals Attempted.....	10 vs. Kansas (11/17/09)
Three-Point Field Goals Made.....	3 vs. Central Arkansas (11/24/09)
Three-Point Field Goals Attempted.....	6 vs. Kansas (11/17/09)
Free Throws Made.....	4 vs. Central Arkansas (11/24/09)
Free Throws Attempted.....	5 vs. Jackson State (11/13/09)
Assists.....	4 vs. Jackson State (11/13/09)
Blocks.....	1 vs. Oakland (11/30/09)
Steals.....	4, three times, last vs. Tennessee Tech (11/20/09)
Minutes Played.....	34 vs. Jackson State (11/13/09)

SALLIE CAREER STATISTICS

Year	GP-GS	Min/Avg	— Total —		— 3-Point —		— Rebounds —			PF-FO	A	TO	B	ST	Pts-Avg		
			FG-A	Pct	FG-A	Pct	FT-A	Pct	Off-Def							Tot	Avg
2008-09	36-0	551/15.3	67-162	.414	55-117	.470	21-26	.808	16-41	57	1.6	59-2	27	11	27	210-5.8	
2009-10	5-4	152/30.4	18-43	.419	6-23	.261	9-13	.692	4-11	15	3.0	9-0	7	5	2	17	51-10.2
Total	41-4	703/17.1	85-205	.415	61-140	.436	30-39	.769	20-52	72	1.8	68-2	34	16	13	44	261-6.4

UPDATED - PLAYER - BIOS

WILLIE KEMP



6-2 - 184
GUARD - SENIOR
BOLIVAR, TENN.
BOLIVAR CENTRAL



- Currently eight-of-eight from the charity stripe. Hit four-of-four from the free-throw line against Central Arkansas
- Tallied 11 points for the second game in a row against Central Arkansas
- Scored 11 points against Tennessee Tech, is his highest point total since he scored nine points against East Carolina on 1/28/09
- Dished out six assists against Tennessee Tech
- Hit three-of-five beyond the arc against Tennessee Tech
- Had seven points and three assists against No. 1 Kansas, also played a career-high 35 minutes vs. the Jayhawks
- Scored four points and had four rebounds and three assists vs. Jackson State
- Secured a block against Jackson State, his seventh of his career
- Averaged 8.5 points and 4.0 rebounds in two exhibition games vs. Christian Brothers and LeMoyné-Owen

2009-10 Game-By-Game Statistics

Date/Opponent	FG-A	3P-A	FT-A	RB	TP	A	TO	B	S	Min
11-13/Jackson State *	1-3	0-2	2-2	4	4	3	3	1	2	33
11-17/vs. Kansas *	2-9	1-3	2-2	1	7	3	2	0	1	35
11-20/Tennessee Tech *	4-6	3-5	0-0	4	11	6	1	0	1	29
11-24/Central Arkansas *	3-5	1-2	4-4	0	11	4	4	0	0	30
11-30/Oakland *	2-6	1-2	0-0	2	5	4	3	0	2	32
12-5/Arkansas State										
12-9/Montana State										
12-12/at UALR										
12-19/at UMASS										
12-22/SEMO										
12-28/IUPUI										
12-31/Tennessee										
1-3/Houston Baptist										
1-6/at Syracuse										
1-9/at Southern Miss										
1-13/East Carolina										
1-16/at Rice										
1-20/UTEP										
1-23/Houston										
1-27/at Marshall										
1-30/at SMU										
2-3/UAB										
2-6/Gonzaga										
2-10/UCF										
2-13/at Tulsa										
2-17/at Tulane										
2-20/SMU										
2-24/at Houston										
2-27/Southern Miss										
3-3/at UAB										
3-6/Tulsa										
Totals	12-29	6-14	8-8	11	38	20	13	1	6	155
Pct./Avg.	.414	.429	1.000	2.2	7.6	4.0	2.6	0.2	1.2	31.0

** indicates start*

Career Highs

Points	22 vs. Arkansas State (11/20/07)
Rebounds	7, two times, last vs. Tulsa (1/24/07)
Field Goals Made	8, two times, last vs. Arkansas State (11/20/07)
Field Goals Attempted	13 vs. Jackson State (11/16/06)
Three-Point Field Goals Made	6, two times, last vs. Arkansas State (11/20/07)
Three-Point Field Goals Attempted	9 vs. Cincinnati (1/4/07)
Free Throws Made	6 vs. Seton Hall (11/21/08)
Free Throws Attempted	7 vs. Oklahoma (11/20/06)
Assists	9 vs. Middle Tennessee (12/23/06)
Blocks	1, seven times, last vs. Jackson State (11/13/09)
Steals	5 vs. Tulsa (1/13/09)
Minutes Played	35 vs. Kansas (11/17/09)

Season Highs

Points	11, two times, last vs. Central Arkansas (11/24/09)
Rebounds	4, two times, last vs. Tennessee Tech (11/20/09)
Field Goals Made	4 vs. Tennessee Tech (11/20/09)
Field Goals Attempted	9 vs. Kansas (11/17/09)
Three-Point Field Goals Made	3 vs. Tennessee Tech (11/20/09)
Three-Point Field Goals Attempted	5 vs. Tennessee Tech (11/20/09)
Free Throws Made	4 vs. Central Arkansas (11/24/09)
Free Throws Attempted	4 vs. Central Arkansas (11/24/09)
Assists	6 vs. Tennessee Tech (11/20/09)
Blocks	1 vs. Jackson State (11/13/09)
Steals	2, two times, last vs. Oakland (11/30/09)
Minutes Played	35 vs. Kansas (11/17/09)

KEMP CAREER STATISTICS


Year	GP-GS	Min/Avg	— Total —		— 3-Point —		— Rebounds —			PF-FO	A	TO	B	ST	Pts-Avg		
			FG-A	Pct	FG-A	Pct	FT-A	Pct	Off-Def							Tot	Avg
2006-07	37-36	793/21.4	85-223	.381	51-132	.386	16-39	.410	21-64	85	2.3	55-1	82	48	2	24	237-6.4
2007-08	40-0	552/13.8	67-175	.383	51-139	.367	16-25	.640	9-30	39	1.0	25-0	60	20	3	25	201-5.0
2008-09	36-2	485/13.5	32-113	.283	21-80	.263	21-33	.636	10-22	32	0.9	29-0	44	19	1	33	106-2.9
2009-10	5-5	155/31.0	12-29	.414	6-14	.429	8-8	1.000	3-8	11	2.2	6-0	20	13	1	6	38-7.6
Total	118-43	1989/16.9	196-540	.363	129-365	.353	61-105	.581	43-124	167	1.4	115-1	206	100	7	88	582-4.9

UPDATED - PLAYER - BIOS

WILL COLEMAN

10

6-9 - 250
FORWARD - JUNIOR
COLUMBUS, GA.
MIAMI DADE COLLEGE



2009-10 Game-By-Game Statistics

Date/Opponent	FG-A	3P-A	FT-A	RB	TP	A	TO	B	S	Min
11-13/Jackson State	5-7	0-0	6-7	10	16	0	1	5	0	21
11-17/vs. Kansas	4-6	0-0	0-0	5	8	0	3	2	2	24
11-20/Tennessee Tech *	3-4	0-0	3-8	8	9	1	3	3	1	22
11-24/Central Arkansas *	2-3	0-0	1-2	6	5	2	0	2	0	25
11-30/Oakland *	6-8	0-0	0-1	6	12	1	1	4	1	26
12-5/Arkansas State										
12-9/Montana State										
12-12/at UALR										
12-19/at UMASS										
12-22/SEMO										
12-28/IUPUI										
12-31/Tennessee										
1-3/Houston Baptist										
1-6/at Syracuse										
1-9/at Southern Miss										
1-13/East Carolina										
1-16/at Rice										
1-20/UTEP										
1-23/Houston										
1-27/at Marshall										
1-30/at SMU										
2-3/UAB										
2-6/Gonzaga										
2-10/UCF										
2-13/at Tulsa										
2-17/at Tulane										
2-20/SMU										
2-24/at Houston										
2-27/Southern Miss										
3-3/at UAB										
3-6/Tulsa										
Totals	20-28	0-0	10-18	35	50	4	8	16	4	118
Pct./Avg.	.714	.000	.556	7.0	10.0	0.8	1.6	3.2	0.8	23.6

** indicates start*

- Currently shooting 71.4 percent from the field
- Scored 12 second-half points on six of eight shooting from the field vs. Oakland. Tallied the first six points of the second half.
- Scored five points and grabbed six rebounds in a career-high 25 minutes against Central Arkansas
- Tallied nine points and eight rebounds vs. Tennessee Tech
- Had second-highest point total of any Memphis player with eight points against No. 1 Kansas, also had five rebounds
- Double-double against Jackson State is the first time a Memphis player has secured a double-double in his first career regular season game since Joey Dorsey did so in his first career game on Nov. 12, 2004 against Savannah State. Dorsey had 10 points and 16 rebounds in the contest
- Had 16 points and 10 rebounds vs. Jackson State, also blocked five shots
- Was six-for-seven from the charity stripe vs. Jackson State
- Averaged 8.5 points and 4.0 rebounds in two exhibition games vs. Christian Brothers and LeMoyné-Owen

Career Highs

Points	16 points vs. Jackson State (11/13/09)
Rebounds	10 rebounds vs. Jackson State (11/13/09)
Field Goals Made	6 vs. Oakland (11/30/09)
Field Goals Attempted	8 vs. Oakland (11/30/09)
Three-Point Field Goals Made	None
Three-Point Field Goals Attempted	None
Free Throws Made	6 vs. Jackson State (11/13/09)
Free Throws Attempted	8 vs. Tennessee Tech (11/20/09)
Assists	2 vs. Central Arkansas (11/24/09)
Blocks	5 vs. Jackson State (11/13/09)
Steals	2 vs. Kansas (11/17/09)
Minutes Played	25, two times, last vs. Oakland (11/30/09)

Season Highs

Points	16 points vs. Jackson State (11/13/09)
Rebounds	10 rebounds vs. Jackson State (11/13/09)
Field Goals Made	6 vs. Oakland (11/30/09)
Field Goals Attempted	8 vs. Oakland (11/30/09)
Three-Point Field Goals Made	None
Three-Point Field Goals Attempted	None
Free Throws Made	6 vs. Jackson State (11/13/09)
Free Throws Attempted	8 vs. Tennessee Tech (11/20/09)
Assists	2 vs. Central Arkansas (11/24/09)
Blocks	5 vs. Jackson State (11/13/09)
Steals	2 vs. Kansas (11/17/09)
Minutes Played	25, two times, last vs. Oakland (11/30/09)

COLEMAN CAREER STATISTICS

Year	GP-GS	Min/Avg	— Total —		— 3-Point —		— Rebounds —			PF-FO	A	TO	B	ST	Pts-Avg		
			FG-A	Pct	FG-A	Pct	FT-A	Pct	Off-Def							Tot	Avg
2009-10	5-3	118/23.6	20-28	.714	0-0	.000	10-18	.556	16-19	35	7.0	12-0	4	8	16	4	50-10.0

UPDATED - PLAYER - BIOS

WESLEY WITHERSPOON

11

6-9 - 210
FORWARD/GUARD - So.
ATLANTA, GA.
BERKMAR



- Tallied 11 points and three boards against Central Arkansas
- Tied a career-high with two made three-pointers against Central Arkansas
- Scored nine points and was four-of-five from the field against Tennessee Tech
- Scored a career-high 13 points in the Tigers opening game against Jackson State
- Also set career-highs with two made three-point field goals and five made free-throws
- Averaged 13.5 points and 6.5 rebounds in two exhibition games vs. Christian Brothers and LeMoyné-Owen

2009-10 Game-By-Game Statistics

Date/Opponent	FG-A	3P-A	FT-A	RB	TP	A	TO	B	S	Min
11-13/Jackson State *	3-9	2-5	5-7	4	13	1	1	1	1	20
11-17/vs. Kansas *	2-6	0-2	0-0	2	4	0	2	0	0	26
11-20/Tennessee Tech	4-5	1-2	0-3	3	9	2	3	1	3	21
11-24/Central Arkansas	4-7	2-4	1-1	3	11	2	6	1	1	23
11-30/Oakland	3-5	0-1	0-0	4	6	1	2	0	3	19
12-5/Arkansas State										
12-9/Montana State										
12-12/at UALR										
12-19/at UMASS										
12-22/SEMO										
12-28/IUPUI										
12-31/Tennessee										
1-3/Houston Baptist										
1-6/at Syracuse										
1-9/at Southern Miss										
1-13/East Carolina										
1-16/at Rice										
1-20/UTEP										
1-23/Houston										
1-27/at Marshall										
1-30/at SMU										
2-3/UAB										
2-6/Gonzaga										
2-10/UCF										
2-13/at Tulsa										
2-17/at Tulane										
2-20/SMU										
2-24/at Houston										
2-27/Southern Miss										
3-3/at UAB										
3-6/Tulsa										
Totals	16-32	5-14	6-11	16	43	6	14	3	8	109
Pct./Avg.	.500	.357	.545	3.2	8.6	1.2	2.8	0.6	1.6	21.8

** indicates start*

Career Highs

Points.....	13 vs. Jackson State (11/13/09)
Rebounds.....	8 vs. Seton Hall (11/21/08)
Field Goals Made.....	4, four times, last vs. Tennessee Tech (11/20/09)
Field Goals Attempted.....	9 vs. Jackson State (11/13/09)
Three-Point Field Goals Made.....	2, two times, last vs. Central Arkansas (11/24/09)
Three-Point Field Goals Attempted.....	5 vs. Jackson State (11/13/09)
Free Throws Made.....	5 vs. Jackson State (11/13/09)
Free Throws Attempted.....	8 vs. Seton Hall (11/21/08)
Assists.....	3, four times, last vs. Rice (1/21/09)
Blocks.....	2, three times, last vs. Lamar (1/3/09)
Steals.....	3, four times, last vs. Oakland (11/30/09)
Minutes Played.....	29 vs. Georgetown (12/13/08)

Season Highs

Points.....	13 vs. Jackson State (11/13/09)
Rebounds.....	4, two times, last vs. Oakland (11/30/09)
Field Goals Made.....	4, two times, last vs. Central Arkansas (11/24/09)
Field Goals Attempted.....	9 vs. Jackson State (11/13/09)
Three-Point Field Goals Made.....	2, two times, last vs. Central Arkansas (11/24/09)
Three-Point Field Goals Attempted.....	5 vs. Jackson State (11/13/09)
Free Throws Made.....	5 vs. Jackson State (11/13/09)
Free Throws Attempted.....	7 vs. Jackson State (11/13/09)
Assists.....	2, two times, last vs. Central Arkansas (11/24/09)
Blocks.....	1, two times, last vs. Tennessee Tech (11/20/09)
Steals.....	3, two times, last vs. Oakland (11/30/09)
Minutes Played.....	26 vs. Kansas (11/17/09)

WITHERSPOON CAREER STATISTICS


Year	GP-GS	Min/Avg	— Total —		— 3-Point —		— Rebounds —		PF-FO	A	TO	B	ST	Pts-Avg			
			FG-A	Pct	FG-A	Pct	FT-A	Pct							Off-Def	Tot	Avg
2008-09	31-5	424/13.7	48-100	.480	3-14	.214	25-49	.410	15-52	67	2.2	61-1	25	30	12	23	124-4.0
2009-10	5-2	109/21.8	16-32	.500	5-14	.357	6-11	.545	4-12	16	3.2	13-1	6	14	3	8	43-8.6
Total	36-7	533/14.8	64-132	.485	8-28	.286	31-60	.517	19-64	83	2.3	74-2	31	44	15	31	167-4.6

UPDATED - PLAYER - BIOS

DREW BARHAM

12

6-7 - 180
FORWARD/GUARD - FR.
CORDOVA, TENN.
CHRISTIAN BROTHERS



Date/Opponent	FG-A	3P-A	FT-A	RB	TP	A	TO	B	S	Min
11-13/Jackson State	2-2	1-1	2-3	2	7	0	0	0	0	6
11-17/vs. Kansas			-DNP-							
11-20/Tennessee Tech	2-6	1-3	0-0	1	5	0	0	0	1	10
11-24/Central Arkansas	0-3	0-1	0-0	1	0	1	0	0	0	5
11-30/Oakland	2-4	2-4	0-0	1	6	0	0	0	1	4
12-5/Arkansas State										
12-9/Montana State										
12-12/at UALR										
12-19/at UMASS										
12-22/SEMO										
12-28/IUPUI										
12-31/Tennessee										
1-3/Houston Baptist										
1-6/at Syracuse										
1-9/at Southern Miss										
1-13/East Carolina										
1-16/at Rice										
1-20/UTEP										
1-23/Houston										
1-27/at Marshall										
1-30/at SMU										
2-3/UAB										
2-6/Gonzaga										
2-10/UCF										
2-13/at Tulsa										
2-17/at Tulane										
2-20/SMU										
2-24/at Houston										
2-27/Southern Miss										
3-3/at UAB										
3-6/Tulsa										
Totals	6-15	4-9	2-3	5	18	1	0	0	2	25
Pct./Avg.	.400	.444	.667	1.3	4.5	0.3	0.0	0.0	0.5	6.3

** indicates start*

- Connected on two-of-four shots from beyond the arc for six points in four minute of action vs. Oakland
- Grabbed one offensive rebound and dished out one assist in five minutes against Central Arkansas
- Tallied five points in 10 minutes against Tennessee Tech
- Scored seven points in six minutes in his first career regular season game
- Was a perfect 2-2 against Jackson State, hitting a three-pointer and a two-point field goal, also was 2-3 from the charity stripe
- Averaged 0.0 points and 1.5 rebounds in 29 minutes of exhibition play vs. Christian Brothers and LeMoyne-Owen

Points	7 vs. Jackson State (11/13/09)
Rebounds	2 vs. Jackson State (11/13/09)
Field Goals Made	2, three times, last vs. Oakland (11/30/09)
Field Goals Attempted	6 vs. Tennessee Tech (11/20/09)
Three-Point Field Goals Made	2 vs. Oakland (11/30/09)
Three-Point Field Goals Attempted	4 vs. Oakland (11/30/09)
Free Throws Made	2 vs. Jackson State (11/13/09)
Free Throws Attempted	3 vs. Jackson State (11/13/09)
Assists	1 vs. Central Arkansas (11/24/09)
Blocks	None
Steals	1, two times, last vs. Oakland (11/30/09)
Minutes Played	10 vs. Tennessee Tech (11/20/09)

Points	7 vs. Jackson State (11/13/09)
Rebounds	2 vs. Jackson State (11/13/09)
Field Goals Made	2, three times, last vs. Oakland (11/30/09)
Field Goals Attempted	6 vs. Tennessee Tech (11/20/09)
Three-Point Field Goals Made	2 vs. Oakland (11/30/09)
Three-Point Field Goals Attempted	4 vs. Oakland (11/30/09)
Free Throws Made	2 vs. Jackson State (11/13/09)
Free Throws Attempted	3 vs. Jackson State (11/13/09)
Assists	1 vs. Central Arkansas (11/24/09)
Blocks	None
Steals	1, two times, last vs. Oakland (11/30/09)
Minutes Played	10 vs. Tennessee Tech (11/20/09)

BARHAM CAREER STATISTICS

Year	GP-GS	Min/Avg	— Total —		— 3-Point —		— Rebounds —			PF-FO	A	TO	B	ST	Pts-Avg		
			FG-A	Pct	FG-A	Pct	FT-A	Pct	Off-Def							Tot	Avg
2009-10	4-0	25/6.3	6-15	.400	4-9	.444	2-3	.667	3-2	5	1.3	4-0	1	0	0	12	18-4.5

UPDATED - PLAYER - BIOS

CHARLES HOLT

14

6-0 - 170
GUARD - FR.
JACKSON, TENN.
LIBERTY TECH



2009-10 Game-By-Game Statistics

Date/Opponent	FG-A	3P-A	FT-A	RB	TP	A	TO	B	S	Min
11-13/Jackson State	0-0	0-0	0-0	0	0	0	0	0	0	1
11-17/vs. Kansas			-DNP-							
11-20/Tennessee Tech	0-0	0-0	0-0	0	0	0	1	0	0	2
11-24/Central Arkansas	0-0	0-0	1-2	0	1	0	1	0	0	2
11-30/Oakland	0-1	0-0	0-0	0	0	0	0	0	0	2
12-5/Arkansas State										
12-9/Montana State										
12-12/at UALR										
12-19/at UMASS										
12-22/SEMO										
12-28/IUPUI										
12-31/Tennessee										
1-3/Houston Baptist										
1-6/at Syracuse										
1-9/at Southern Miss										
1-13/East Carolina										
1-16/at Rice										
1-20/UTEP										
1-23/Houston										
1-27/at Marshall										
1-30/at SMU										
2-3/UAB										
2-6/Gonzaga										
2-10/UCF										
2-13/at Tulsa										
2-17/at Tulane										
2-20/SMU										
2-24/at Houston										
2-27/Southern Miss										
3-3/at UAB										
3-6/Tulsa										
Totals	0-1	0-0	1-2	0	1	0	2	0	0	7
Pct./Avg.	.000	.000	.500	.000	0.3	0.0	0.5	0.0	0.0	1.8

** indicates start*

- Appeared in two minutes vs. Oakland, missing his only shot from the field
- Hit first career point on a made free-throw vs. Central Arkansas
- Appeared in two minutes of action against Tennessee Tech
- Appeared in one minute of action vs. Jackson State
- Connected on a three-pointer against LeMoyne-Owen in exhibition action

Career Highs

Points	1 vs. Central Arkansas (11/24/09)
Rebounds	None
Field Goals Made	None
Field Goals Attempted	1 vs. Oakland (11/30/09)
Three-Point Field Goals Made	None
Three-Point Field Goals Attempted	None
Free Throws Made	1 vs. Central Arkansas (11/24/09)
Free Throws Attempted	2 vs. Central Arkansas (11/24/09)
Assists	None
Blocks	None
Steals	None
Minutes Played	2, three times, last vs. Oakland (11/30/09)

Season Highs

Points	1 vs. Central Arkansas (11/24/09)
Rebounds	None
Field Goals Made	None
Field Goals Attempted	1 vs. Oakland (11/30/09)
Three-Point Field Goals Made	None
Three-Point Field Goals Attempted	None
Free Throws Made	1 vs. Central Arkansas (11/24/09)
Free Throws Attempted	2 vs. Central Arkansas (11/24/09)
Assists	None
Blocks	None
Steals	None
Minutes Played	2, three times, last vs. Oakland (11/30/09)

HOLT CAREER STATISTICS


Year	GP-GS	Min/Avg	— Total —		— 3-Point —		— Rebounds —			PF-FO	A	TO	B	ST	Pts-Avg
			FG-A	Pct	FG-A	Pct	FT-A	Pct	Off-Def						
2009-10	4-0	7/1.8	0-1	.000	0-0	.000	1-2	.500	0-0	0	0	0	0	0	1-0.3

UPDATED - PLAYER - BIOS

ELLIOT WILLIAMS

15

6-5 - 180
GUARD - So.
MEMPHIS, TENN.
ST. GEORGE'S



2000-10 Game-By-Game Statistics															
Date/Opponent	FG-A	3P-A	FT-A	RB	TP	A	TO	B	S	Min					
11-13/Jackson State *	5-11	2-6	7-11	3	19	3	3	0	2	33					
11-17/vs. Kansas *	6-18	3-11	6-8	6	21	0	2	1	1	39					
11-20/Tennessee Tech *	8-12	0-2	7-8	4	23	4	3	0	2	28					
11-24/Central Arkansas *	7-15	4-8	2-3	5	20	8	1	0	0	27					
11-30/Oakland *	8-14	2-4	2-2	2	20	2	5	0	3	34					
12-5/Arkansas State															
12-9/Montana State															
12-12/at UALR															
12-19/at UMASS															
12-22/SEMO															
12-28/IUPUI															
12-31/Tennessee															
1-3/Houston Baptist															
1-6/at Syracuse															
1-9/at Southern Miss															
1-13/East Carolina															
1-16/at Rice															
1-20/UTEP															
1-23/Houston															
1-27/at Marshall															
1-30/at SMU															
2-3/UAB															
2-6/Gonzaga															
2-10/UCF															
2-13/at Tulsa															
2-17/at Tulane															
2-20/SMU															
2-24/at Houston															
2-27/Southern Miss															
3-3/at UAB															
Totals	34-70	11-31	24-34	20	103	17	14	1	8	161					
Pct./Avg.	.486	.355	.706	4.0	20.6	3.4	2.8	0.3	1.6	32.2					

** indicates start*

- Is currently averaging 20.6 points in five games. Williams is averaging more points than NBA lottery picks Tyreke Evans ('09) and Derrick Rose ('08) did in their first five games. Evans averaged 14.6 points in his first five games, while Rose averaged 16.6 points per game
- Tied career-high with eight made field-goals against Oakland en route to scoring 20 points against the Golden Grizzlies
- Has tallied 20 points or more in each of his last four games
- Hit a career-high four three-pointers and dished out a career-high eight assists vs. Central Arkansas
- Set a career-high in points for the third-straight game, scoring 23 points against Tennessee Tech. Improved his previous game total by two points in each of his first three contests for Memphis
- Set career-high with eight made field goals against Tennessee Tech. Tied a career-high with seven made free-throws
- Tallied career-high 21 points vs. No. 1 Kansas, also set career-highs in field goals made, field goals attempted, three-point field goals attempted and minutes
- Scored 19 points against Jackson State
- Averaged 19.5 points, 5.0 assists and 4.0 rebounds in two exhibition games against Christian Brothers and LeMoyné-Owen

Career Highs

Points	23 vs. Tennessee Tech (11/20/09)
Rebounds	11 vs. Georgia Southern (11/18/08)
Field Goals Made	8, two times, last vs. Oakland (11/30/09)
Field Goals Attempted	18 vs. Kansas (11/17/09)
Three-Point Field Goals Made	4 vs. Central Arkansas (11/24/09)
Three-Point Field Goals Attempted	11 vs. Kansas (11/17/09)
Free Throws Made	7, two times, last vs. Tennessee Tech (11/20/09)
Free Throws Attempted	11 vs. Jackson State (11/13/09)
Assists	8 vs. Central Arkansas (11/24/09)
Blocks	1, two times, last vs. Kansas (11/17/09)
Steals	4 vs. Wake Forest (2/22/09)
Minutes Played	39 vs. Kansas (11/17/09)

Season Highs

Points	23 vs. Tennessee Tech (11/20/09)
Rebounds	6 vs. Kansas (11/17/09)
Field Goals Made	8, two times, last vs. Oakland (11/30/09)
Field Goals Attempted	18 vs. Kansas (11/17/09)
Three-Point Field Goals Made	4 vs. Central Arkansas (11/24/09)
Three-Point Field Goals Attempted	11 vs. Kansas (11/17/09)
Free Throws Made	7, two times, last vs. Tennessee Tech (11/20/09)
Free Throws Attempted	11 vs. Jackson State (11/13/09)
Assists	8 vs. Central Arkansas (11/24/09)
Blocks	1 vs. Kansas (11/17/09)
Steals	3 vs. Oakland (11/30/09)
Minutes Played	39 vs. Kansas (11/17/09)

WILLIAMS CAREER STATISTICS

Year	GP-GS	Min/Avg	— Total —		— 3-Point —		— Rebounds —			PF-FO	A	TO	B	ST	Pts-Avg		
			FG-A	Pct	FG-A	Pct	FT-A	Pct	Off-Def							Tot	Avg
2008-09 *	34-12	563/16.6	56-127	.441	9-36	.250	23-46	.500	29-48	77	2.3	58-0	23	29	1	21	144-4.2
2009-10 *	5-5	161/32.2	34-70	.486	11-31	.355	24-34	.706	3-17	20	4.0	8-0	17	14	1	8	103-20.6
Total	39-17	724/18.6	90-197	.457	20-67	.299	47-80	.588	32-65	97	2.5	66-0	40	43	2	29	247-6.3

* Competed at Duke as a freshman during the 2008-09 season

UPDATED - PLAYER - BIOS

DONEAL MACK

20

6-5 - 187
GUARD - SR.
CHARLOTTE, N.C.
STATESVILLE CHRISTIAN



2009-10 Game-By-Game Statistics

Date/Opponent	FG-A	3P-A	FT-A	RB	TP	A	TO	B	S	Min
11-13/Jackson State	2-4	2-3	2-2	1	8	2	1	0	0	20
11-17/vs. Kansas	2-3	2-3	1-3	0	7	1	1	0	0	24
11-20/Tennessee Tech *	8-14	4-9	0-0	3	20	1	1	0	1	25
11-24/Central Arkansas *	2-4	2-4	0-0	1	6	0	0	0	1	20
11-30/Oakland *	2-5	0-1	0-0	1	4	3	0	0	2	21
12-5/Arkansas State										
12-9/Montana State										
12-12/at UALR										
12-19/at UMASS										
12-22/SEMO										
12-28/IUPUI										
12-31/Tennessee										
1-3/Houston Baptist										
1-6/at Syracuse										
1-9/at Southern Miss										
1-13/East Carolina										
1-16/at Rice										
1-20/UTEP										
1-23/Houston										
1-27/at Marshall										
1-30/at SMU										
2-3/UAB										
2-6/Gonzaga										
2-10/UCF										
2-13/at Tulsa										
2-17/at Tulane										
2-20/SMU										
2-24/at Houston										
2-27/Southern Miss										
3-3/at UAB										
Totals	16-30	10-20	3-5	6	45	7	3	0	4	110
Pct./Avg.	.533	.500	.600	1.2	9.0	1.4	0.6	0.0	0.8	22.0

* indicates start

- Recorded season highs with three assists and two steals vs. Oakland
- Tallied 20 points, including 17 second-half points against Tennessee Tech. Point total is his highest since 19 points on 11/20/08 against Chattanooga
- Tied career-high with eight made field-goals against Tennessee Tech
- Was two-for-three from beyond the arc against Kansas
- Tallied seven points against No. 1 Kansas
- Scored eight points off the bench against Jackson State
- Was a perfect two-for-two from free-throw line
- Currently third all-time in career made three-point field goals with 186, needs 57 to move past Anthony Rice in second place
- Averaged 7.5 points and 2.5 rebounds in two exhibiton games against Christian Brothers and LeMoyné-Owen

Career Highs

Points	23 vs. Pepperdine (1/5/08)
Rebounds	8 vs. UAB (3/8/08)
Field Goals Made	8, two times, last vs. Tennessee Tech (11/20/09)
Field Goals Attempted	15 vs. Pepperdine (1/5/08)
Three-Point Field Goals Made	7 vs. Pepperdine (1/5/08)
Three-Point Field Goals Attempted	13 vs. Pepperdine (1/5/08)
Free Throws Made	7, two times, last vs. UAB (2/8/07)
Free Throws Attempted	9 vs. East Carolina (1/20/07)
Assists	4 vs. Chattanooga (11/20/08)
Blocks	3 vs. Houston (1/31/09)
Steals	3 vs. Tulane (2/10/07)
Minutes Played	34, three times, last vs. SMU (2/4/09)

Season Highs

Points	20 vs. Tennessee Tech (11/20/09)
Rebounds	3 vs. Tennessee Tech (11/20/09)
Field Goals Made	8 vs. Tennessee Tech (11/20/09)
Field Goals Attempted	14 vs. Tennessee Tech (11/20/09)
Three-Point Field Goals Made	4 vs. Tennessee Tech (11/20/09)
Three-Point Field Goals Attempted	9 vs. Tennessee Tech (11/20/09)
Free Throws Made	2 vs. Jackson State (11/13/09)
Free Throws Attempted	3 vs. Kansas (11/17/09)
Assists	3 vs. Oakland (11/30/09)
Blocks	None
Steals	2 vs. Oakland (11/30/09)
Minutes Played	25 vs. Tennessee Tech (11/20/09)

MACK CAREER STATISTICS

Year	GP-GS	Min/Avg	— Total —		— 3-Point —		— Rebounds —					PF-FO	A	TO	B	ST	Pts-Avg
			FG-A	Pct	FG-A	Pct	FT-A	Pct	Off-Def	Tot	Avg						
2006-07	35-3	496/14.2	83-182	.456	47-116	.405	34-48	.708	20-46	66	1.9	56-0	27	22	10	17	247-7.1
2007-08	39-2	486/12.5	89-229	.389	66-182	.363	24-36	.667	18-46	64	1.6	45-0	21	21	6	14	268-6.9
2008-09	37-32	929/25.3	115-302	.381	63-193	.326	29-54	.537	25-53	78	2.1	58-1	45	29	20	26	322-8.7
2009-10	5-3	110/22.0	16-30	.533	10-20	.500	3-5	.600	1-5	6	1.2	14-0	7	3	0	4	45-9.0
Total	116-40	2021/17.4	303-743	.408	186-511	.364	90-143	.629	64-150	214	1.8	173-1	100	75	36	61	882-7.6

UPDATED - PLAYER - BIOS

D.J. STEPHENS

30

6-5 - 170
GUARD/FORWARD - FR.
KILLEEN, TEXAS
HARKER HEIGHTS



2009-10 Game-By-Game Statistics

Date/Opponent	FG-A	3P-A	FT-A	RB	TP	A	TO	B	S	Min
11-13/Jackson State	0-1	0-1	1-3	2	1	0	1	0	0	9
11-17/vs. Kansas	0-0	0-0	0-0	0	0	0	0	0	0	0+
11-20/Tennessee Tech	0-0	0-0	0-0	1	0	0	0	0	1	6
11-24/Central Arkansas *	1-2	0-0	1-2	5	3	0	0	0	0	14
11-30/Oakland	3-3	0-0	0-0	2	6	0	0	0	0	7
12-5/Arkansas State										
12-9/Montana State										
12-12/at UALR										
12-19/at UMASS										
12-22/SEMO										
12-28/IUPUI										
12-31/Tennessee										
1-3/Houston Baptist										
1-6/at Syracuse										
1-9/at Southern Miss										
1-13/East Carolina										
1-16/at Rice										
1-20/UTEP										
1-23/Houston										
1-27/at Marshall										
1-30/at SMU										
2-3/UAB										
2-6/Gonzaga										
2-10/UCF										
2-13/at Tulsa										
2-17/at Tulane										
2-20/SMU										
2-24/at Houston										
2-27/Southern Miss										
3-3/at UAB										
Totals	4-6	0-1	2-5	10	10	0	1	0	1	36
Pct./Avg.	.667	.000	.400	2.0	2.0	0.0	0.2	0.0	0.2	7.2

** indicates start*

- Tallied career-high six points on three-of-three from the field vs. Oakland
- Earned first career start vs. Central Arkansas
- Recorded career-highs in rebounds (5) and minutes (14) against Central Arkansas
- Tallied one rebound and one steal in six minutes against Tennessee Tech
- Came off the bench in the final minute of play vs. Kansas
- Tallied one point from the charity stripe in his first regular season contest against Jackson State, also grabbed two boards
- Averaged 3.0 points and 3.5 rebounds in two exhibition games against Christian Brothers and LeMoyne-Owen

Career Highs

Points	6 vs. Oakland (11/30/09)
Rebounds.....	5 vs. Central Arkansas (11/24/09)
Field Goals Made	3 vs. Oakland (11/30/09)
Field Goals Attempted.....	3 vs. Oakland (11/30/09)
Three-Point Field Goals Made	None
Three-Point Field Goals Attempted.....	1 vs. Jackson State (11/13/09)
Free Throws Made.....	1, two times, last vs. Central Arkansas (11/24/09)
Free Throws Attempted.....	3 vs. Jackson State (11/13/09)
Assists.....	None
Blocks.....	None
Steals.....	1 vs. Tennessee Tech (11/20/09)
Minutes Played	14 vs. Central Arkansas (11/24/09)

Season Highs

Points	6 vs. Oakland (11/30/09)
Rebounds.....	5 vs. Central Arkansas (11/24/09)
Field Goals Made	3 vs. Oakland (11/30/09)
Field Goals Attempted.....	3 vs. Oakland (11/30/09)
Three-Point Field Goals Made	None
Three-Point Field Goals Attempted.....	1 vs. Jackson State (11/13/09)
Free Throws Made.....	1, two times, last vs. Central Arkansas (11/24/09)
Free Throws Attempted.....	3 vs. Jackson State (11/13/09)
Assists.....	None
Blocks.....	None
Steals.....	1 vs. Tennessee Tech (11/20/09)
Minutes Played	14 vs. Central Arkansas (11/24/09)

STEPHENS CAREER STATISTICS

Year	GP-GS	Min/Avg	— Total —		— 3-Point —		— Rebounds —			PF-FO	A	TO	B	ST	Pts-Avg		
			FG-A	Pct	FG-A	Pct	FT-A	Pct	Off-Def							Tot	Avg
2009-10	5-1	36/7.2	4-6	.667	0-1	.000	2-5	.400	5-5	10	2.0	6-0	0	1	0	1	10-2.0

UPDATED - PLAYER - BIOS

PRESTON LAIRD

31

6-2 - 182
GUARD - So.
MEMPHIS, TENN.
GERMANTOWN



- Played three minutes against Oakland
- Recorded one assist in three minutes against Central Arkansas
- Made a free-throw against Tennessee Tech in a career-high six minutes. Also grabbed one rebound
- Was two-for-four from charity stripe against Jackson State
- Set career-high with two made free-throws, also matched a career-high with one assist vs. Jackson State
- Made a free-throw against LeMoyne-Owen for only points of exhibition season

2000-10 Game-By-Game Statistics

Date/Opponent	FG-A	3P-A	FT-A	RB	TP	A	TO	B	S	Min
11-13/Jackson State	0-1	0-0	2-4	0	2	1	0	0	0	2
11-17/vs. Kansas										-DNP-
11-20/Tennessee Tech	0-0	0-0	1-2	1	1	0	0	0	0	6
11-24/Central Arkansas	0-0	0-0	0-0	0	0	1	0	0	0	3
11-30/Oakland	0-0	0-0	0-0	0	0	0	0	0	0	3
12-5/Arkansas State										
12-9/Montana State										
12-12/at UALR										
12-19/at UMASS										
12-22/SEMO										
12-28/IUPUI										
12-31/Tennessee										
1-3/Houston Baptist										
1-6/at Syracuse										
1-9/at Southern Miss										
1-13/East Carolina										
1-16/at Rice										
1-20/UTEP										
1-23/Houston										
1-27/at Marshall										
1-30/at SMU										
2-3/UAB										
2-6/Gonzaga										
2-10/UCF										
2-13/at Tulsa										
2-17/at Tulane										
2-20/SMU										
2-24/at Houston										
2-27/Southern Miss										
3-3/at UAB										
Totals	0-1	0-0	3-6	1	3	2	0	0	0	14
Pct./Avg.	.000	.000	.500	0.3	0.8	0.5	0.0	0.0	0.0	3.5

** indicates start*

Career Highs

Points.....	5 vs. Marist (12/2/08)
Rebounds.....	1, six times, last vs. Tennessee Tech (11/20/09)
Field Goals Made.....	1, four times, last vs. Tulsa (2/11/09)
Field Goals Attempted.....	2 vs. Tulsa (2/11/09)
Three-Point Field Goals Made.....	1, three times, last vs. Rice (1/21/09)
Three-Point Field Goals Attempted.....	1, three times, last vs. Rice (1/21/09)
Free Throws Made.....	2, three times, last vs. Jackson State (11/13/09)
Free Throws Attempted.....	4 vs. Jackson State (11/13/09)
Assists.....	1, four times, last vs. Central Arkansas (11/24/09)
Blocks.....	None
Steals.....	None
Minutes Played.....	6 vs. Tennessee Tech (11/20/09)

Season Highs

Points.....	2 vs. Jackson State (11/13/09)
Rebounds.....	1 vs. Tennessee Tech (11/20/09)
Field Goals Made.....	None
Field Goals Attempted.....	1 vs. Jackson State (11/13/09)
Three-Point Field Goals Made.....	None
Three-Point Field Goals Attempted.....	None
Free Throws Made.....	2 vs. Jackson State (11/13/09)
Free Throws Attempted.....	4 vs. Jackson State (11/13/09)
Assists.....	1, two times, last vs. Central Arkansas (11/24/09)
Blocks.....	None
Steals.....	None
Minutes Played.....	6 vs. Tennessee Tech (11/20/09)

LAIRD CAREER STATISTICS

Year	GP-GS	Min/Avg	— Total —		— 3-Point —		— Rebounds —			PF-FO	A	TO	B	ST	Pts-Avg		
			FG-A	Pct	FG-A	Pct	FT-A	Pct	Off-Def							Tot	Avg
2008-09	18-0	30/1.7	4-10	.400	3-3	1.000	6-8	.750	3-2	5	0.3	2-0	2	3	0	0	17-0.9
2009-10	4-0	14/3.5	0-1	.000	0-0	.000	3-6	.500	1-0	1	0.3	1-0	2	0	0	0	3-0.8
Total	22-0	44/2.0	4-11	.364	3-3	1.000	9-14	.643	4-2	6	0.3	3-0	4	3	0	0	20-0.9

UPDATED - PLAYER - BIOS

MALIK THOMAS

32

6-4 - 195
GUARD/FORWARD - FR.
FORESTVILLE, Md.
LARGO



- Played one minute vs. Oakland
- Appeared in one minute against Central Arkansas
- Played two minutes against Tennessee Tech
- Appeared in one minute and had one steal against Jackson State
- Averaged 0.5 points and 1.0 rebound in two exhibition contests vs. Christian Brothers and LeMoyne-Owen

2009-10 Game-By-Game Statistics

Date/Opponent	FG-A	3P-A	FT-A	RB	TP	A	TO	B	S	Min
11-13/Jackson State	0-0	0-0	0-0	0	0	0	0	0	1	1
11-17/vs. Kansas										-DNP-
11-20/Tennessee Tech	0-0	0-0	0-0	0	0	0	1	0	0	2
11-24/Central Arkansas	0-0	0-0	0-0	0	0	0	0	0	0	1
11-30/Oakland	0-0	0-0	0-0	0	0	0	0	0	0	1
12-5/Arkansas State										
12-9/Montana State										
12-12/at UALR										
12-19/at UMASS										
12-22/SEMO										
12-28/IUPUI										
12-31/Tennessee										
1-3/Houston Baptist										
1-6/at Syracuse										
1-9/at Southern Miss										
1-13/East Carolina										
1-16/at Rice										
1-20/UTEP										
1-23/Houston										
1-27/at Marshall										
1-30/at SMU										
2-3/UAB										
2-6/Gonzaga										
2-10/UCF										
2-13/at Tulsa										
2-17/at Tulane										
2-20/SMU										
2-24/at Houston										
2-27/Southern Miss										
3-3/at UAB										
Totals	0-0	0-0	0-0	0-0	0	0	1	0	1	5
Pct./Avg.	.000	.000	.000	.000	0.0	0.0	0.3	0.0	0.3	1.3

** indicates start*

Career Highs

Points	None
Rebounds.....	None
Field Goals Made	None
Field Goals Attempted.....	None
Three-Point Field Goals Made	None
Three-Point Field Goals Attempted.....	None
Free Throws Made.....	None
Free Throws Attempted.....	None
Assists.....	None
Blocks.....	None
Steals.....	1 vs. Jackson State (11/13/09)
Minutes Played	2 vs. Tennessee Tech (11/20/09)

Season Highs

Points	None
Rebounds.....	None
Field Goals Made	None
Field Goals Attempted.....	None
Three-Point Field Goals Made	None
Three-Point Field Goals Attempted.....	None
Free Throws Made.....	None
Free Throws Attempted.....	None
Assists.....	None
Blocks.....	None
Steals.....	1 vs. Jackson State (11/13/09)
Minutes Played	2 vs. Tennessee Tech (11/20/09)

THOMAS CAREER STATISTICS

Year	GP-GS	Min/Avg	— Total —		— 3-Point —		— Rebounds —			PF-FO	A	TO	B	ST	Pts-Avg	
			FG-A	Pct	FG-A	Pct	Off-Def	Tot	Avg							
2009-10	4-0	5/1.3	0-0	.000	0-0	.000	0-0	.000	0-0	0	0	0	1	0	1	0-0.0

UPDATED - PLAYER - BIOS

TYLER FOSTER

35

6-5 - 185
GUARD/FORWARD - FR.
ALBANY, N.Y.
THE ALBANY ACADEMY



2009-10 Game-By-Game Statistics

Date/Opponent	FG-A	3P-A	FT-A	RB	TP	A	TO	B	S	Min
11-13/Jackson State	0-1	0-1	0-0	0	0	0	0	0	0	1
11-17/vs. Kansas										
11-20/Tennessee Tech	0-0	0-0	0-0	0	0	0	0	0	0	2
11-24/Central Arkansas	1-1	0-0	0-0	1	2	0	0	0	1	1
11-30/Oakland	0-0	0-0	0-0	1	0	0	0	0	0	1
12-5/Arkansas State										
12-9/Montana State										
12-12/at UALR										
12-19/at UMASS										
12-22/SEMO										
12-28/IUPUI										
12-31/Tennessee										
1-3/Houston Baptist										
1-6/at Syracuse										
1-9/at Southern Miss										
1-13/East Carolina										
1-16/at Rice										
1-20/UTEP										
1-23/Houston										
1-27/at Marshall										
1-30/at SMU										
2-3/UAB										
2-6/Gonzaga										
2-10/UCF										
2-13/at Tulsa										
2-17/at Tulane										
2-20/SMU										
2-24/at Houston										
2-27/Southern Miss										
3-3/at UAB										
Totals	1-2	0-1	0-0	2	2	0	0	0	1	5
Pct./Avg.	.500	.000	.000	0.5	0.5	0.0	0.0	0.0	0.3	1.3

** indicates start*

- Secured one rebound against Oakland in one minute of action
- Scored first career points (2) in one minute of action against Central Arkansas. Also secured a rebound and one steal
- Played two minutes against Tennessee Tech
- Played one minute against Jackson State, attempted a three-point shot
- Appeared in two minutes of action during exhibition season

Career Highs

Points.....	2 vs. Central Arkansas (11/24/09)
Rebounds.....	1, two times, last vs. Oakland (11/30/09)
Field Goals Made.....	1 vs. Central Arkansas (11/24/09)
Field Goals Attempted.....	2 vs. Central Arkansas (11/24/09)
Three-Point Field Goals Made.....	None
Three-Point Field Goals Attempted.....	1 vs. Jackson State (11/13/09)
Free Throws Made.....	None
Free Throws Attempted.....	None
Assists.....	None
Blocks.....	None
Steals.....	1 vs. Central Arkansas (11/24/09)
Minutes Played.....	2 vs. Tennessee Tech (11/20/09)

Season Highs

Points.....	2 vs. Central Arkansas (11/24/09)
Rebounds.....	1, two times, last vs. Oakland (11/30/09)
Field Goals Made.....	1 vs. Central Arkansas (11/24/09)
Field Goals Attempted.....	2 vs. Central Arkansas (11/24/09)
Three-Point Field Goals Made.....	None
Three-Point Field Goals Attempted.....	1 vs. Jackson State (11/13/09)
Free Throws Made.....	None
Free Throws Attempted.....	None
Assists.....	None
Blocks.....	None
Steals.....	1 vs. Central Arkansas (11/24/09)
Minutes Played.....	2 vs. Tennessee Tech (11/20/09)

FOSTER CAREER STATISTICS

Year	GP-GS	Min/Avg	— Total —		— 3-Point —		— Rebounds —			PF-FO	A	TO	B	ST	Pts-Avg	
			FG-A	Pct	FG-A	Pct	Off-Def	Tot	Avg							
2000-10	4-0	5/1.3	1-2	.500	0-1	.000	0-0	.000	1-1	2	0.5	0-0	0	0	1	2-0.5

UPDATED - PLAYER - BIOS

ANGEL GARCIA

41

6-11 - 245
FORWARD - So.
TOA BAJA, PUERTO RICO
EAST CHICAGO CENTRAL



• Expected to miss the 2009-10 season due to an ACL tear suffered prior to the start of the season

2009-10 Game-By-Game Statistics

Date/Opponent	FG-A	3P-A	FT-A	RB	TP	A	TO	B	S	Min
11-13/Jackson State										
11-17/vs. Kansas										
11-20/Tennessee Tech										
11-24/Central Arkansas										
11-30/Oakland										
12-5/Arkansas State										
12-9/Montana State										
12-12/at UALR										
12-19/at UMASS										
12-22/SEMO										
12-28/IUPUI										
12-31/Tennessee										
1-3/Houston Baptist										
1-6/at Syracuse										
1-9/at Southern Miss										
1-13/East Carolina										
1-16/at Rice										
1-20/UTEP										
1-23/Houston										
1-27/at Marshall										
1-30/at SMU										
2-3/UAB										
2-6/Gonzaga										
2-10/UCF										
2-13/at Tulsa										
2-17/at Tulane										
2-20/SMU										
2-24/at Houston										
2-27/Southern Miss										
3-3/at UAB										
Totals	0-0	0-0	0-0	0	0	0	0	0	0	0
Pct./Avg.	.000	.000	.000	0.0	0.0	0.0	0.0	0.0	0.0	0.0

* indicates start

Career Highs

Points	None
Rebounds.....	None
Field Goals Made	None
Field Goals Attempted.....	None
Three-Point Field Goals Made	None
Three-Point Field Goals Attempted.....	None
Free Throws Made.....	None
Free Throws Attempted.....	None
Assists.....	None
Blocks.....	None
Steals.....	None
Minutes Played	None

Season Highs

Points	None
Rebounds.....	None
Field Goals Made	None
Field Goals Attempted.....	None
Three-Point Field Goals Made	None
Three-Point Field Goals Attempted.....	None
Free Throws Made.....	None
Free Throws Attempted.....	None
Assists.....	None
Blocks.....	None
Steals.....	None
Minutes Played	None

GARCIA CAREER STATISTICS

Year	GP-GS	Min/Avg	— Total —		— 3-Point —		— Rebounds —		PF-FO	A	TO	B	ST	Pts-Avg
			FG-A	Pct	FG-A	Pct	Off-Def	Tot						
2008-09														
2009-10														Expected to miss season due to ACL tear

UPDATED - PLAYER - BIOS

AARON JACQUES

54

6-6 - 200
FORWARD - SR.
BARTLETT, TENN.
BETHEL



- Secured one rebound and attempted one field goal against Oakland in two minutes of action
- Appeared in one minute of action vs. Central Arkansas
- Scored first two career points on two made free-throws against Tennessee Tech. Also secured two rebounds in his three minutes of action.
- Played one minute against Jackson State, secured one offensive rebound
- Appeared in three minutes of action during exhibition season against Christian Brothers and LeMoyne-Owen

2009-10 Game-By-Game Statistics

Date/Opponent	FG-A	3P-A	FT-A	RB	TP	A	TO	B	S	Min
11-13/Jackson State	0-0	0-0	0-0	1	0	0	0	0	0	1
11-17/vs. Kansas										-DNP-
11-20/Tennessee Tech	0-0	0-0	2-2	2	2	0	0	0	0	3
11-24/Central Arkansas	0-0	0-0	0-0	0	0	0	0	0	0	1
11-30/Oakland	0-1	0-0	0-0	1	0	0	0	0	0	2
12-5/Arkansas State										
12-9/Montana State										
12-12/at UALR										
12-19/at UMASS										
12-22/SEMO										
12-28/IUPUI										
12-31/Tennessee										
1-3/Houston Baptist										
1-6/at Syracuse										
1-9/at Southern Miss										
1-13/East Carolina										
1-16/at Rice										
1-20/UTEP										
1-23/Houston										
1-27/at Marshall										
1-30/at SMU										
2-3/UAB										
2-6/Gonzaga										
2-10/UCF										
2-13/at Tulsa										
2-17/at Tulane										
2-20/SMU										
2-24/at Houston										
2-27/Southern Miss										
3-3/at UAB										
Totals	0-1	0-0	2-2	4	2	0	0	0	0	7
Pct./Avg.	.000	.000	1.000	1.0	0.5	0.0	0.0	0.0	0.0	1.8

* indicates start

Career Highs

Points	2 vs. Tennessee Tech (11/20/09)
Rebounds	2 vs. Tennessee Tech (11/20/09)
Field Goals Made	None
Field Goals Attempted	1 vs. Oakland (11/30/09)
Three-Point Field Goals Made	None
Three-Point Field Goals Attempted	None
Free Throws Made	None
Free Throws Attempted	None
Assists	None
Blocks	None
Steals	None
Minutes Played	3 vs. Tennessee Tech (11/20/09)

Season Highs

Points	2 vs. Tennessee Tech (11/20/09)
Rebounds	2 vs. Tennessee Tech (11/20/09)
Field Goals Made	None
Field Goals Attempted	1 vs. Oakland (11/30/09)
Three-Point Field Goals Made	None
Three-Point Field Goals Attempted	None
Free Throws Made	None
Free Throws Attempted	None
Assists	None
Blocks	None
Steals	None
Minutes Played	3 vs. Tennessee Tech (11/20/09)

JACQUES CAREER STATISTICS

Year	GP-GS	Min/Avg	— Total —		— 3-Point —		— Rebounds —					PF-FO	A	TO	B	ST	Pts-Avg
			FG-A	Pct	FG-A	Pct	FT-A	Pct	Off-Def	Tot	Avg						
2009-10	4-0	7/1.8	0-1	.000	0-0	.000	2-2	1.000	3-1	4	1.0	1-0	0	0	0	0	2-0.5