



2008

MEMPHIS TIGER BASKETBALL

2009

GAME #28
C-USA GAME #13

#5-4 MEMPHIS 24-3, 12-0
VS.

UAB 19-8, 9-3

THURSDAY, FEB. 26 - 8 PM CT
BARTOW ARENA - BIRMINGHAM, ALA.

BY THE NUMBERS...

1091

• Number of days that have passed since Memphis last dropped a C-USA game (reg. season + tourney); last lost at UAB 80-74 on Mar. 2, 2006

128

• No. of wins by the 2008-09 Tiger seniors, a school record; 128 wins are seventh most by a four-year class in NCAA history

47.0

• UAB's FG pct., which leads C-USA; Memphis leads C-USA in FG pct. defense at 37.4 percent

16.9

• Turnovers forced per game by the Tiger defense, which is tops in C-USA; UAB averages only 11.4 turnovers/game, which is third-lowest average in C-USA

MEDIA RELATIONS INFO

Contact.....Lamar Chance
Office901-678-2349
Cell.....901-734-9949
Home901-465-4247
Emaillchance1@memphis.edu
Mailing/Overnight Address.....
203 Athletic Office Building
570 Normal St.
Memphis, TN 38152

TIGERS ON TV AND RADIO

Television: ESPN2 (Brad Nessler, play-by-play; Len Elmore, color analyst)

Radio: WREC 600 AM (Dave Woloshin, play-by-play; Matt Dillon, color analyst; Forrest Goodman, studio host)

TIGERS TO TRAVEL TO BIRMINGHAM FOR C-USA SHOWDOWN VERSUS UAB

The University of Memphis squad (24-3, 12-0 C-USA), ranked No. 5 in the Associated Press poll and No. 4 in ESPN/USA Today poll, remains on the road Thursday, Feb. 26 when it travels to Birmingham, Ala., to face longtime league rival UAB (19-8, 9-3 C-USA). The Conference USA contest, to be televised by ESPN2, is scheduled for an 8 p.m. (CT) start.

Thursday's meeting is for the Conference USA regular season title. With a win, Memphis would clinch its fourth-straight C-USA regular season crown. A UAB win would keep the race for the league regular season championship going into the final week of play.

Memphis enters Thursday's encounter on an 18-game win streak, which is currently the longest in the nation. The win streak began on Dec. 22 with an 87-49 victory over Drexel. The streak also includes wins over Cincinnati 60-45, Northeastern 80-48, Lamar 108-75, Marshall 80-57, UCF 73-66, Tulsa 55-54, UAB 81-68, Rice 80-52, Tennessee 54-52, East Carolina 85-64, Houston 83-68, SMU (away) 79-66, No. 18/18 Gonzaga 68-50, Tulsa 63-37, Southern Miss 72-47, SMU (home) 90-47 and UTEP 70-63.

UAB enters Thursday's encounter having won

SCHEDULE-RESULTS

24-3, 12-0 C-USA

NOVEMBER

15	FAIRFIELD.....	90-63, W
17	UMASS (ESPN)	80-58, W
20-23	O'Reilly Auto Parts Puerto Rico Tip-Off	
20	vs. Chattanooga (ESPN2).....	83-71, W
21	vs. Seton Hall (ESPN)	84-70, W
23	vs. Xavier (ESPN2)	58-63, L

DECEMBER

2	MARIST.....	100-61, W
13	at #19/19 Georgetown (CBS) ... (ot)	70-79, L
17	ARKANSAS-LITTLE ROCK.....	59-51, W
20	#11/11 SYRACUSE (ESPN).....	65-72, L
22	DREXEL.....	87-49, W
29	CINCINNATI (ESPN2)	60-45, W
31	NORTHEASTERN (CSS).....	80-48, W

JANUARY

3	LAMAR (CSS).....	108-75, W
7	MARSHALL* (CSS).....	80-57, W
10	at UCF* (CBS C)	73-66, W
13	at Tulsa* (ESPN2)	55-54, W
17	UAB* (CBS C)	81-68, W
21	RICE* (CSS)	80-52, W
24	at Tennessee (CBS).....	54-52, W
28	at East Carolina* (CSS).....	85-64, W
31	HOUSTON* (CBS C).....	83-68, W

FEBRUARY

4	at SMU* (CBS C).....	79-66, W
7	at #18/18 Gonzaga (ESPN)	68-50, W
11	TULSA* (CBS C).....	63-37, W
14	at Southern Miss* (CBS C)	72-47, W
18	SMU* (CBS C).....	90-47, W
21	at UTEP* (ESPN).....	70-63, W
26	at UAB* (ESPN2)	8 pm
28	SOUTHERN MISS* (CSS).....	12 PM

MARCH

4	at Houston* (CBS C).....	7 pm
7	TULANE* (CSS).....	12 PM
11-14	C-USA Tournament (Memphis, Tenn.)	

Home games in **bold** SMALL CAPS *C-USA Game

PROBABLE STARTERS-TOP RESERVES VS. UAB

(BASED ON PREVIOUS GAME STARTERS)

	No.	Name	Pos	Yr	Ht/Wt	PPG	RPG	Hometown
MEMPHIS STARTERS	0	Shawn Taggart	F	r-Jr.	6-10/238	10.1	7.1	Richmond, Va.
	2	Robert Dozier	F	Sr.	6-9/220	12.4	6.7	Lithonia, Ga.
	5	Antonio Anderson	G	Sr.	6-6/214	10.5	4.2apg	Lynn, Mass.
	12	Tyreke Evans	G	Fr.	6-6/219	17.1	5.3	Chester, Pa.
	20	Doneal Mack	G	Jr.	6-5/181	9.1	2.2	Charlotte, N.C.
	— Reserves —							
	1	Willie Kemp	G	Jr.	6-2/184	3.7	1.5apg	Bolivar, Tenn.
	3	Roburt Sallie	G	So.	6-5/186	4.8	1.5	Sacramento, Calif.
	11	Wesley Witherspoon	F/G	Fr.	6-8/200	4.9	2.2	Atlanta, Ga.
UAB STARTERS	21	Lawrence Kinnard	F	Sr.	6-8/210	15.1	9.0	Memphis, Tenn.
	35	Howard Crawford	F	Jr.	6-8/240	7.6	2.9	Eutaw, Ala.
	4	Paul Delaney III	G	Sr.	6-2/200	16.6	4.5	Decatur, Ga.
	24	Robert Vaden	G	Sr.	6-5/205	18.3	5.0	Indianapolis, Ind.
	25	Channing Toney	G	Sr.	6-5/205	8.8	3.8	Snellville, Ga.
	— Reserves —							
	1	Aaron Johnson	G	So.	5-8/185	3.2	3.7apg	Chicago, Ill.
	22	Cameron Moore	F	Fr.	6-8/205	2.7	2.1	San Antonio, Texas
	23	Mike Davis Jr.	G	Sr.	6-3/200	0.8	1.3	Bloomington, Ind.

NATIONAL POLLS

*Associated Press
(Feb. 23)*

1.	Pittsburgh (69)	25-2
2.	Connecticut (1)	25-2
3.	Oklahoma (2)	25-2
4.	North Carolina	24-3
5.	Memphis	24-3
6.	Louisville	21-5
7.	Duke	22-5
8.	Marquette	23-4
9.	Michigan State	21-5
10.	Villanova	22-5
11.	Missouri	23-4
12.	Clemson	22-4
13.	Wake Forest	20-5
14.	Arizona State	21-5
15.	Kansas	22-5
16.	Purdue	21-6
17.	<i>Gonzaga</i>	<i>21-5</i>
18.	LSU	23-4
19.	Xavier	22-5
20.	Illinois	22-6
21.	Washington	20-7
22.	UCLA	20-7
23.	Florida State	21-6
24.	Butler	23-4
25.	Texas	18-8

ARV: #28 Syracuse

*ESPN/USA Today Coaches
(Feb. 23)*

1.	Pittsburgh (30)	25-2
2.	Connecticut (1)	25-2
3.	Oklahoma	25-2
4.	Memphis	24-3
5.	North Carolina	24-3
6.	Louisville	21-5
7.	Duke	22-5
8.	Missouri	23-4
9.	Michigan State	21-5
10.	Marquette	23-4
11.	Arizona State	21-5
12.	Villanova	22-5
13.	Clemson	22-4
14.	Wake Forest	20-5
15.	Kansas	22-5
16.	Purdue	21-6
17.	<i>Gonzaga</i>	<i>21-5</i>
18.	LSU	23-4
19.	UCLA	20-7
20.	Illinois	22-6
21.	Washington	20-7
22.	Xavier	22-5
23.	Butler	23-4
24.	Texas	18-8
25.	Florida State	21-6

ARV: #29 Syracuse

* Tiger opponents in italics

**MEMPHIS-UAB
SERIES INFORMATION**

Overall seriesMemphis leads 27-10
As C-USA foesMemphis leads 17-7
Current StreakMemphis won last 6;
 since 2006 C-USA Tournament title game
Gms played in BirminghamUAB leads 8-7;
 Memphis won last 2
This year's earlier meetingJan. 17, 2009
 UofM 81, UAB 68
 FedExForum/Memphis
(see recap and boxscore on page 4)
Last Memphis winJan. 17, 2009
 UofM 81, UAB 68
 FedExForum/Memphis
Last UofM win in BirminghamFeb. 16, 2008
 UofM 79, UAB 78
 Bartow Arena
(see recap and boxscore on page 12)
Last UAB winMar. 2, 2006
 UAB 80, UofM 74
 Bartow Arena/Birmingham
Last UAB win in BirminghamMar. 2, 2006
 UAB 80, UofM 74
 Bartow Arena
Calipari vs. UAB 13-3
Notable GameIn the 1985 NCAA
 Tournament, the two schools met in the
 second round, and the Tigers again pulled
 out an overtime thriller, winning 67-66.
 The victory came on Memphis' run to the
 Final Four. That contest also pitted Memphis
 against its former coach Gene Bartow.

six straight and nine of its last 10. The lone setback
 in that stretch was a narrow 75-74 loss at Tulsa on
 a game-winning shot at the buzzer. The Blazers,
 who are 12-0 at Bartow Arena in 2008-09, won their
 last outing on Feb. 21, an 86-56 home victory over
 Southern Miss.

**MEMPHIS-UAB
STATISTICAL COMPARISON**

Statistic	U of M	UAB
Record	24-3	16-9
RPI (as of 2/24)	8	39
Sagarin (as of 2/24)	5	42
Scoring Offense	76.2	73.8
Scoring Defense	59.1	65.8
Scoring Margin	+17.1	+8.0
Free Throw Percentage	.688	.714
Field Goal Percentage	.442	.470
Field Goal Pct. Defense	.374	.430
3-Point Field Goal Pct.	.330	.348
3-Point FG Pct. Defense	.311	.325
Rebounding Offense	39.1	33.7
Rebounding Defense	34.2	34.2
Rebounding Margin	+4.9	-0.5
Blocked Shots	6.4	1.9
Assists	14.2	13.0
Steals	9.4	6.7

SCOUTING THE BLAZERS

UAB brings a 19-8 overall record and a 9-3 Conference USA mark into Thursday's encounter. The Blazers have won six straight and nine of their last 10. The lone setback in that stretch was a narrow 75-74 loss at Tulsa on a game-winning shot at the buzzer. UAB, who is 12-0 at Bartow Arena in 2008-09, won its last outing on Feb. 21, an 86-56 home victory over Southern Miss.



The trio of Robert Vaden (18.3 ppg), Paul Delaney III (16.6 ppg) and Lawrence Kinnard (15.1 ppg) paces the UAB offense. Vaden, the 2008-09 C-USA preseason Player of the Year, is the fourth-leading scorer in Conference USA, and Delaney is

TIGER TRACKING

FOLLOWING MEMPHIS IN THE POLLS

	PS	N-17	N-24	D-1	D-8	D-15	D-22	D-29	J-5	J-12	J-19
AP	13	13	18	18	17	23	ARV	ARV	ARV	ARV	22
Coaches	12	12	17	15	15	21	24	ARV	ARV	ARV	24

	J-26	F-2	F-9	F-16	F-23	M-2	M-9	M-16	PT
AP	18	14	8	5	5				
Coaches	19	15	10	6	4				

PS — preseason ranking; PT — post-tournament ranking

TIGER RECORD WITH STARTERS

Record	Games	Starters
1-0	Fairfield	Anderson, Dozier, Kemp, Mack, Taggart
1-0	UMass	Anderson, Dozier, Evans, Kemp, Taggart
14-1	UTC, SHU, XU, MU, UAB, RU, UT, ECU, UH, SMU (2), Gonzaga, Tulsa, USM, UTEP	Anderson, Dozier, Evans, Mack, Taggart
1-0	Marist	Anderson, Evans, H.-Niles, Mack, Witherspoon
1-2	Georgetown, UALR, Syracuse	Anderson, Dozier, Evans, H.-Niles, Witherspoon
1-0	Drexel	Anderson, Dozier, H.-Niles, Mack, Witherspoon
5-0	Cincy, Northeastern, Lamar, UCF, Tulsa	Anderson, Dozier, Evans, H.-Niles, Mack

2008-09 MEMPHIS NUMERICAL ROSTER

No.	Name	Pos	Ht	Wt	Yr	Hometown/High School/Last School
0	Shawn Taggart	F	6-10	238	Jr.	Richmond, Va./Mt. Zion Christian Academy (N.C.)/Iowa State University
1	Willie Kemp	G	6-2	184	Jr.	Bolivar, Tenn./Bolivar Central HS
2	Robert Dozier	F	6-9	220	Sr.	Lithonia, Ga./Laurinburg Prep (N.C.)
3	Roburt Sallie	G	6-5	186	So.	Sacramento, Calif./City College of San Francisco
4	Pierre Henderson-Niles	F	6-8	300	Jr.	Memphis, Tenn./The Patterson School (N.C.)
5	Antonio Anderson	G	6-6	214	Sr.	Lynn, Mass./Laurinburg Prep (N.C.)
10	Chance McGrady	G	6-2	183	Sr.	Auburndale, Fla./Dr. Phillips HS
11	Wesley Witherspoon	F/G	6-8	200	Fr.	Atlanta, Ga./Berkmar HS
12	Tyreke Evans	G	6-6	219	Fr.	Chester, Pa./American Christian School
14	C.J. Henry	G	6-4	210	Fr.	Oklahoma City, Okla./Putnam City HS
15	Matt Simpkins	F	6-9	215	Fr.	Oakland, Calif./The Patterson School (N.C.)
20	Doneal Mack	G	6-5	181	Jr.	Charlotte, N.C./Statesville Christian School (N.C.)
31	Preston Laird	G	6-2	180	Fr.	Memphis, Tenn./Germantown HS
41	Angel Garcia	F	6-11	227	Fr.	Toa Baja, Puerto Rico/East Chicago Central HS (Ind.)

PRONUNCIATION GUIDE

John CALIPARI..... CAL - uh - PARE - ee **DONEAL Mack**.....DON - nell
TYREKE Evans Tie - REEK

the league's eighth-leading scorer. Kinnard leads the Blazers and C-USA on the glass with a 9.0 rebounding average. Aaron Johnson is tops on the team with 99 assists (3.7 apg). Vaden (36.5 percent) and Delaney (34.7 percent) are the Blazers' top threats from the three-point line.

UAB is shooting 47 percent from the floor, 34.8 percent from the arc and 71.4 percent from the free throw line. Opponents are out-rebounding the Blazers by a narrow margin of +0.5 board per game (33.7-34.2).

CALIPARI IN NINTH YEAR AT HELM OF TIGER PROGRAM

John Calipari (Clarion State, 1982) is in his ninth season at the helm of the Memphis Tiger basketball program. He has a 243-68 record (.781 winning percentage) at Memphis.

The 2008-09 season is his 17th as a collegiate head coach. The Moon, Pa., native has an overall collegiate coaching record of 436-139 (.758 winning percentage). While at Memphis, Calipari has led the Tigers to nine-straight 20-win seasons and eight-consecutive postseason berths.

TIGERS IN TOP FIVE IN BOTH NATIONAL POLLS

Last week (Feb. 16), Memphis jumped into the top five of the Associated Press (AP) poll for the first time in 2008-09, coming in at the No. 5 spot. This week (Feb. 23), the ESPN/USA Today coaches followed suit and placed the Tigers in the No. 4 position, after ranking them No. 6 in their Feb. 16 poll.

Memphis remained No. 5 in this week's AP poll.

TIGERS TIE SCHOOL RECORD

When Memphis jumped into the No. 5 position in last week's Associated Press (AP) poll, it marked the fourth-consecutive year the Tigers climbed into the nation's top five. Memphis also reached the top five in the AP poll in the 2005-06, 2006-07 and 2007-08 campaigns.

The only other time Memphis reached the top five in the AP poll four-straight years was from

MEMPHIS MEDIA RELATIONS

Office Address 203 Athletic Office Bldg.
570 Normal St.
Memphis, TN 38152
Office Phone 901-678-2337
Fax 901-678-4134

STAFF

Jennifer Rodrigues, MRD
jmpowers@memphis.edu
Lamar Chance, Asst. MRD/MBB Contact.....
lchance1@memphis.edu
Tammy DeGroff, Asst. MRD/WBB Contact ...
tdegroff@memphis.edu
Jason Redd, Asst. MRD
jredd@memphis.edu
Brandon Kolditz, Asst. MRD
wkolditz@memphis.edu
Martha Woods, Secretary
mwoods@memphis.edu
Brian Crawford, Intern
bjcrwfrd@memphis.edu
Shawn Smith, Intern
sdsmith10@memphis.edu

TIGERS ON THE WEB

For game notes, rosters, statistics and other information on Memphis Tiger basketball, go to the University of Memphis athletic web site at:

www.gotigersgo.com

TIGERS ON THE RADIO

All Memphis basketball games are broadcast on the Tigers' network flagship station, WREC 600AM. Dave Woloshin calls the play-by-play, while Matt Dillon serves as the color analyst. Dillon and Forrest Goodman (in studio) host the pre- and postgame shows.

WREC 600AM also broadcasts John Calipari's weekly radio show, which is held at the Cal's Championship Steakhouse in the East Memphis DoubleTree Inn.

JOHN CALIPARI TV SHOW

Head coach John Calipari's weekly television coach's show, Memphis Basketball With John Calipari, is televised every Sunday night during the season by WPTY/ABC 24 in Memphis. The show begins in December. Dave Woloshin serves as the show's host.

TIGER C-USA STREAKS

- Conference USA win streak54*
(includes C-USA Tournament)
 - Conference USA regular season win streak45*
 - Conference USA home win streak32*
 - Conference USA road win streak22*
 - Number of days passed since last C-USA loss.....1,091
- * C-USA record

TIGERS IN C-USA SINCE 2005-06

- Overall record 66-1
(includes C-USA Tournament)
- Regular season record..... 57-1
- Home record (includes C-USA Tour) 38-0
- Road record 28-1
- Regular season titles3
- Tournament titles3

NOTE: Memphis is only school in C-USA history to have a perfect 16-0 regular season and then win the league postseason tournament. The Tigers accomplished that feat in both the 2006-07 and 2007-08 seasons.

1983-86. The following compares the two, four-year stretches of top-five AP poll rankings:

Season	Highest Rk	Season	Highest Rk
2008-09.....	5	1985-86.....	2
2007-08#.....	1*	1984-85#.....	3
2006-07.....	5	1983-84.....	4
2005-06.....	3	1982-83.....	1^

* remained No. 1 for five weeks (school record)

^ remained No. 1 for one week

teams reached the NCAA Final Four

CALIPARI'S TEAMS TOUGH AT THE TOP

When teams are ranked in the top five, they become huge targets for all opponents they play. That has been true for **John Calipari**-coached teams at both UMass and Memphis.

But, while some top-ranked teams fall easily, Calipari squads have done quite well, and in turn, have had staying power near the top of the polls. Calipari's UMass and Memphis teams have an impressive combined record of 127-12 when ranked in the top five of the national polls (.914 winning percentage).

At Memphis, Calipari's teams are 72-6 (.923 winning percentage) when ranked in the top five. During his time at UMass, the Minutemen went 55-6 (.902 winning percentage) when ranked in the top five. The following shows Calipari's record when ranked at or near the top:

	Memphis	UMass
No. 1	9-1	31-4
No. 2	23-1	6-0
No. 3	14-1	4-0
No. 4	12-2	4-0
No. 5	14-1	10-2
Totals	72-6	55-6

DID YOU KNOW?/PART I

When the Tigers defeated UAB in the regular season finale in 2007-08, the victory gave Memphis a 30-1 record. It was the first time in Tiger basketball history that Memphis finished the regular season (before league and NCAA Tournaments) with 30 or more victories.

DID YOU KNOW?/PART II

When the Tigers defeated UAB in the regular season finale in 2007-08, the victory gave Memphis a 30-1 record. With their 30-1 mark, the 2007-08 Tigers became only the fourth team in NCAA Division I history to win 30 regular season games. Memphis joined Bradley (1949-50), UNLV (1986-87) and Kansas (1997-98) as the only teams in NCAA Division I history to have 30 wins in the regular season (before league and NCAA Tournaments).

C-USA REGULAR SEASON TITLE ON THE LINE THURSDAY

Thursday's game is not only a C-USA rivalry contest between Memphis and UAB. It is also a game that will decide the Conference USA regular season champion.

With a win Thursday, Memphis would clinch its fourth-straight C-USA regular season crown. The Tigers enter the game with a 12-0 league record, while UAB is in second place in the conference standings with a 9-3 mark. The following shows the top four in the C-USA standings:

C-USA Standings (Through Feb. 23)

Memphis.....	12-0
UAB.....	9-3
Houston.....	8-4
Tulsa.....	8-4

2008-09 TIGER SENIORS SET SCHOOL'S WINS RECORD FEB. 18

The Tigers set the NCAA record for wins in a three-year period (2005-06 through 2007-08) with 104 victories, and as a result of that success, it put the 2008-09 Memphis seniors in a position to set the school's all-time wins record. Now, the Tiger senior trio of **Antonio Anderson**, **Robert Dozier** and **Chance McGrady** has set the school record for most wins by a four-year class with Memphis' victory over SMU Feb. 18.

With its 24 victories in 2008-09, the senior class has 128 career wins, which broke the previous school record of 126 wins set by the 2007-08 class (Joey Dorsey).

The following shows the top-five winningest four-year classes in Tiger history:

Class	Wins
2005-06 to present	128
2004-05 to 2007-08	126
1983-84 to 1986-87	111
2002-03; 2004-05 to 2006-07	111
1982-83 to 1985-86	108

2008-09 TIGER SENIORS ALSO CLIMBING NCAA WINS LIST

While the 2008-09 Tiger senior class (**Antonio Anderson**, **Robert Dozier**, **Chance McGrady**) already has the school's wins record, it is continuing to make its mark on the NCAA Division I chart for most victories in a four-year span. The record is 133 wins by Duke from 1998-2001.

The 2008-09 Tiger senior class is in the seventh spot on that NCAA Division I wins list with 128 vic-

THIS YEAR'S EARLIER MEETING VS. UAB

**RV-RV MEMPHIS 81 - UAB 68
JAN. 17, 2009
FEDEXFORUM - MEMPHIS, TENN.**

Tyreke Evans scored 24 points to lead Memphis to an 81-68 Conference USA win over rival UAB.

Four other players scored in double figures for Memphis. Willie Kemp had 14 points, including 4-of-6 from outside the arc. Memphis went 9-of-16 (56 percent) from long-range.

Antonio Anderson and Doneal Mack each had 11 points for the Tigers, while Robert Dozier finished with a double-double of 10 points and 10 rebounds.

Paul Delaney III led the Blazers with a game-high 26 points. Robert Vaden and Lawrence Kinnard scored 12 points apiece. All of Kinnard's points came in the first half. Point guard Aaron Johnson was also held scoreless.

The Blazers started out hot, making four three-pointers in the first half. However, UAB went cold from the arc nearly the rest of the way until Channing Toney knocked down a trey with 3:51 remaining in the contest.

The game was rather heated in the first half, with each team drawing two technical fouls. UAB led by as many as 11 midway through first half (26-15), after Kinnard, a Memphis native, drained a three-point basket at the 9:08 mark.

Evans then netted 12 of his 24 points in a 19-7

run that gave Memphis a 34-33 lead late in the first half. The Tigers held a 42-39 advantage at the break.

The victory was the Tigers' 46th straight in Conference USA, including the postseason. UAB was the last team to defeat Memphis in conference play with an 80-74 win in Birmingham on Mar. 2, 2006.

UAB	FG-A	3P-A	FT-A	RB	TP	A TO	B	S	Min
Kinnard	5-11	1-4	1-2	5	12	0	0	0	19
Vaden	3-15	2-7	4-5	9	12	1	5	1	39
Johnson	0-3	0-1	0-0	2	0	3	2	0	32
Delaney III	7-10	0-2	12-13	4	26	4	2	0	36
Toney	2-4	2-3	0-0	5	6	0	1	1	31
Moore	1-1	0-0	0-0	0	2	0	0	0	5
Davis Jr	0-1	0-0	1-1	3	1	0	0	0	14
Crawford	3-7	0-0	3-4	1	9	0	0	1	24
TEAM	4								
Totals	21-52	5-17	21-25	33	68	8	12	3	4 200

Memphis	FG-A	3P-A	FT-A	RB	TP	A TO	B	S	Min
Taggart	3-7	0-0	1-1	5	7	0	2	0	17
Dozier	4-7	1-1	17	10	10	1	3	2	29
Anderson	4-8	0-1	3-4	7	11	5	1	0	40
Evans	7-12	1-2	9-12	4	24	3	2	1	29
Mack	4-9	2-5	1-3	3	11	0	2	0	34
Kemp	5-8	4-6	0-0	1	14	3	0	0	33
Sallie	1-2	1-1	0-0	0	3	0	0	0	11
H-Niles	0-0	0-0	0-0	0	0	0	1	0	2
Witherspoon	0-0	0-0	0-0	1	0	0	0	0	3
Simpkins	0-0	0-0	1-2	0	1	0	0	0	2
TEAM	7								
Totals	28-53	9-16	16-29	33	81	12	11	3	7 200

UAB	39	29	—	68
Memphis	42	39	—	81

Officials: O'Neil, Hampton, Mathis

Attendance: 18, 456

stories. The 2007-08 Memphis senior class is tied for 11th on that list with 126 wins. The following is the top-10 list of the most wins in a four-year span in NCAA Division I history:

Team	Year	Wins
1. Duke	1998-2001	133
2. Duke	1999-2002	132
t. Kentucky	1995-98	132
t. Kentucky	1996-99	132
5. Kentucky	1946-49	130
6. UNLV	1987-90	129
7. Memphis	2006-present	128
8. Kentucky	1947-50	127
t. UNLV	1984-87	127
t. UNLV	1986-89	127

A NO-THREE ZONE ON THURSDAY?

Both Memphis and UAB have players that can light it up from the arc, but threes could be hard to come by in Thursday's contest. The Tigers and Blazers are two of the top defensive teams at the arc in Conference USA.

Memphis is second in Conference USA in three-point field goal percentage defense at 31.1 percent, and UAB is fourth at 32.5 percent.

GET YOUR TRACK SHOES ON...

If fans like scoring, then they will love Thursday's Memphis-UAB game. The Tigers are second in Conference USA in scoring offense at 76.2 ppg, while the Blazers are fifth at 73.8 ppg.

The game also features three of C-USA's top 10 scorers. UAB's Robert Vaden is fourth in the league in scoring at 18.3 ppg, and his teammate, Paul Delaney III, is eighth at 16.6 ppg. The Tigers' **Tyreke**

Evans is seventh in the league in scoring at 17.1 ppg.

...OR MAYBE NOT?

While both offenses can put points on the scoreboard, the Memphis and UAB defenses can shut down their opponents, and it can be seen in their scoring defense statistics. The Tigers lead Conference USA in scoring defense, holding their foes to 59.1 points per game. The Blazers are just as strong in scoring defense, ranking third in C-USA at 65.8 ppg.

A BATTLE OF WILLS

Thursday's game offers a battle of wills in three statistical areas — field goal percentage, rebounding and turnovers. The following shows the battles that will go on within the game (C-USA rank follows stat):

Memphis	Stat	UAB
37.4/1st	<FG Pct. Def/FG Pct.>	47.0/1st
+4.9/2nd	Rebound Margin	-0.5/8th
16.9/1st	<TOs Forced/Fewest TOs>	11.4/3rd

COULD IT BE DEJA VU?

Obviously the 2007-08 campaign will be hard to duplicate at any time in the future of Memphis Tiger basketball. But, 2008-09 is looking more and more like the Tigers of 2006-07. The following shows the comparisons:

2008-09		2006-07
3	NBA Draft picks	2
	Lost from Previous Yr. Team	
46.6	Pct. of Scoring Returning	56.0
46.9	Pct. of Rebs. Returning	57.0

CHINESE COACHES JOINS TIGER STAFF AS PART OF CBA EXCHANGE PROGRAM

University of Memphis head coach **John Calipari** started an exchange program with the Chinese Basketball Association in September of 2007, and it will continue through 2012.

The first year of the program in 2007-08 was a huge success. Last year, **Cui Wanjun** stayed with the Tigers and was a part of Memphis' magical ride to the NCAA championship game. In June 2008, Calipari took a team of Conference USA All-Stars to China for a three-game exhibition tour. During pregame ceremonies before the final game, the Tigers' **Robert Dozier** presented Wanjun with his NCAA Final Four ring.

The CBA exchange program continues for the 2008-09 season with the additions of Chinese coaches **Zheng Wu** and **Hu Weidong** to the Tiger staff.

Weidong, a 6-foot-6 guard, is a two-time MVP of the CBA and helped lead China to a bronze medal at the 1994 Goodwill Games. He had offers to play in the NBA in 1998 and 2000, but injuries halted both attempts. Weidong played on the Chinese National Team that competed in the 1992, 1996 and 2000 Olympics.

Wu is a 6-foot-7 guard who played for the Chinese National Team in the 1992 and 1996 Olympics.

FEDExFORUM
THE HOME OF THE TIGERS

The 2008-09 season marks the fifth for the Tigers in their home arena, FedExForum, which officially opened in September, 2004. Located just a few feet off Beale Street on historic Highway 61, FedExForum rises to extend the heart of the Memphis entertainment district.

Memphis plays all of its 2008-09 home contests in the 18,400-seat arena and also hosts its C-USA rivals during the 2009 C-USA Tournament. At 135 feet high, FedExForum provides a new backdrop for historic Beale Street. The 805,850 square-foot arena, covering 13.8 acres, features five levels as well as state-of-the-art locker rooms and facilities for sports teams, as well as an exceptional dining and entertainment experiences for its patrons.

Capacity: 18,400

Open House: Sept. 6, 2004

First Event: Usher concert, Sept. 17, 2004

First Memphis Tiger event: Midnight Madness, Oct. 15, 2004

First Memphis exhibition game: vs. Christian Brothers, Nov. 6, 2004 (81-70, W)

First Memphis regular season game: vs. Savannah State, Coaches vs. Cancer, Nov. 11, 2004 (102-40, W)

Memphis record in FedExForum: 88-10 (.898 winning percentage)



TIGERS TOUGH ON THE ROAD UNDER CALIPARI

The old formula goes that a team should win at least 66.7 percent of the time on its home floor, and then win 33.3 percent of the road games. If that is the case, then Memphis head coach **John Calipari's** teams are more than holding their own.

Since Calipari took over in 2000-01, the Tigers have a 148-19 record at home (The Pyramid/FedExForum) for an incredible 88.6 winning percentage.

And, the Tigers have proven to be just as tough on the road in the Calipari era. Memphis has a 67-28 record in road games (not including neutral sites) for a 70.5 winning percentage.

The Tigers' loss at Georgetown Dec. 13, 2008, snapped their 19-game road win streak. The streak dated back Jan. 11, 2007, and went through Mar. 5, 2008.

In 2005-06, Memphis was the last NCAA Division I team in the nation to lose a road game. The Tigers dropped their lone road game Mar. 2, 2006, at UAB 80-74.

The following shows Memphis' year-by-year road record under Calipari:

2008-09	8-1
2007-08	10-0
2006-07	9-2
2005-06	10-1
2004-05	5-5
2003-04	6-5
2002-03	7-4
2001-02	6-4
2000-01	6-6
Total	67-28

44.1	Pct. of Asst. Returning	59.0
24-3	Record After 27 Games	24-3
#5	AP Rank At 24-3	#7
Evans	Starting Point Guard	Kemp
Freshman	Year In School	Freshman
Xavier (Puerto Rico)	Loss In Regular Season Tourney	Ga. Tech (Maui)
G'town	First Road Loss in early December	Tenn.
Syracuse	Second December loss	Arizona
Gonzaga	Key Road Win(s)	Gonzaga
Tenn.		
6-3	Record Before Win Streak	8-3
ARV	AP Rank Before Win Streak	#22
18	Win Streak That Followed	25
—	C-USA Finish	1st
—	C-USA Tourney	Champ
—	NCAA Tourney	Elite 8

WHICH DEFENSE IS BETTER?

It's something fans everywhere do — compare teams from year to year. And it's no different for Tiger Nation, especially when asked about the defense of the 2007-08 and 2008-09 squads. Well, here's the comparison:

2007-08	Stat (Through 27 Games)	2008-09
12	Opponents Held Under 60 Pts	13
61.3	Scoring Defense	59.1
37.5	FG Pct. Defense	37.4
30.1	3-pt. FG Defense	31.1
+6.9	Rebound Margin	+4.9
6.6	Blocks/Game	6.4
8.7	Steals/Game	9.4

WE'RE TALKING DEFENSE

The Tigers have been tough on the defensive end of the floor since Dec. 22 which has fueled their 18-game win streak. But, Memphis turned up its defensive intensity a notch in the last five games, and the following details that:

Opp	FG Pct.	3P Pct.	Reb	Blk	Stl
UTEP	40.7	33.3	+5	6	7
SMU	30.9	37.5	+1	10	11
USM	37.5	16.7	+9	4	4
Tulsa	35.9	22.2	-3	6	16
Gonzaga	36.7	26.7	+14	5	7
Pct./Avg.	36.4	29.1	+5.2	6.2	9.0
* also TO margin +5.8 (11.4-17.2)					
** opponent scoring avg. 48.8					

THIRTY-SOMETHING

When the Tigers held Tulsa to 37 points in the Feb. 11 encounter, it sent both sides to the record books. For Memphis, the last time it held an opponent to 37 or fewer points came in the 1978-79 campaign. In the final game that year, the Tigers held Florida State to 35 points, but dropped the game 35-34 in the Metro Conference Tournament on Mar. 2, 1979.

For the Golden Hurricane, the 37 points were their lowest offensive output since Mar. 3, 1952. In that game, Tulsa netted only 33 points in a 39-33 setback to Oklahoma A&M.

STREAKING TIGERS

Don't look now, but Memphis has quietly put together an 18-game win streak. The streak is the longest in the nation, and the following shows the top-five current win streaks in NCAA Division I:

Top-Five NCAA Division I Win Streaks (Through Feb. 25)

Team	Streak	Next Game
1. Memphis	18	UAB/Feb. 26
2. The Citadel	10	Furman/Feb. 26
3. Weber State	9	N. Ariz./Feb. 26
LSU	9	Kentucky/Feb. 28
Creighton	9	Illinois St./Feb. 28

HERE WE GO AGAIN/PART I

For a third-consecutive year, Memphis has the longest win streak in the nation. The Tigers' current win streak is 18 straight entering Thursday's game at UAB. Memphis' streak is the second-longest for the 2008-09 season, as Utah State's streak reached 19 games before its Feb. 14 loss.

MEMPHIS RECORD WHEN...

Leading at half	21-1
Behind at half	3-2
Tied at half	0-0
Scores 80 points or more	14-0
Scores 70-79 points	4-1
Scores 60-69 points	3-1
Scores under 60 points	3-1
Has 5+ dbl.-figure scorers	8-0
Has 3-4 dbl.-figure scorers	11-1
Has 1-2 dbl.-figure scorers	5-2
Has 20+ points off bench	10-2
Has 15-19 points off bench	5-0
Has fewer than 15 points off bench	9-1
Shoots FG 50 pct. or better	7-0
Shoots FG 45-49 pct.	5-0
Shoots FG 40-44 pct.	6-0
Shoots under 40 pct.	6-3
Shoots FT 70 pct. or better	11-2
Shoots FT 65-69 pct.	5-0
Shoots FT under 65 pct.	8-1
Shoots treys 50 pct. or better	2-0
Shoots treys 45-49 pct.	2-0
Shoots treys 40-44 pct.	4-0
Shoots treys under 40 pct.	16-3
Hits 10+ treys	2-0
Hits 6-9 treys	13-2
Hits fewer than 6 treys	9-1
Out-rebounds opponent	18-2
Opponent out-rebound Tigers	5-1
Tied in rebounding	1-0
Has 20 or more assists	4-0
Has 15-19 assists	6-1
Has 14 assists or fewer	14-2
Commits 15+ turnovers	4-2
Commits 11-14 turnovers	14-1
Commits 10 or fewer turnovers	6-0
Forces 15+ turnovers	16-1
Forces 11-14 turnovers	6-2
Forces 10 or fewer turnovers	2-0
Opp. shoots FG 50 pct. or better	1-0
Opp. shoots FG 45-49 pct.	2-1
Opp. shoots FG 40-44 pct.	6-1
Opp. shoots under 40 pct.	15-1
Opp. shoots treys 50 pct. or better	2-0
Opp. shoots treys 45-49 pct.	0-0
Opp. shoots treys 40-44 pct.	3-1
Opp. shoots treys under 40 pct.	19-2

TIGER SUCCESS IN THE CLASSROOM IN CALIPARI ERA

Before **John Calipari** took the reins of the Tigers in 2000-01, the Memphis basketball graduation rate was zero. Enter the new head coach who re-energized the program in several ways — including academics.

Fifteen of his last 18 seniors have earned their bachelor's degrees, and this year's three seniors — **Antonio Anderson, Robert Dozier** and **Chance McGrady** — all are on schedule to graduate in the spring of 2009. Junior **Shawn Taggart**, who transferred from Iowa State, is also on pace to earn his degree in the spring.

One of Calipari's most recent graduates, **Jeremy Hunt**, is playing professional basketball overseas. **Antonio Burks** recently finished up work on his degree in between his overseas playing stints.

In his time at UMass, nearly 80 percent of Calipari's players earned their degrees.

CALIPARI/UNIVERSITY REACH OUT TO FORMER TIGERS

If there is a coach that understands the history of the Tiger basketball program, it is **John Calipari**. And, he also quickly learned how much the city of Memphis and Tiger fans love the program and hold fond memories of past Memphis teams.

With that in mind, Calipari and the University are reaching out to former Tiger players and asking those who want to return to complete their degrees to do so. **Antonio Burks**, who played for Calipari from 2002-04, took advantage of his former head coach's offer and finished in May 2008.

Other former Tigers who returned to school and earned their degrees are **Chris Garner**, **Cedric Henderson** and **Andre Turner**. All three graduated in 2008. **Turner**, who is better known as "The Little General" of the Tiger squads from 1983-86, made his return to campus after a 20-year professional hoops career overseas.

CBA EXCHANGE - NOT ONLY HOOPS

In addition to the exchange of basketball ideas between the U.S. and China (via Memphis), there will also be an exchange of undergraduate students. During each year of the program, 100 Chinese students will attend the University of Memphis. Also, the UofM opened the Confucius Institute in November of 2007. It is only the 24th such institute in the U.S.

The previous two years, the Tigers posted the longest win streak for each season. Memphis won 25 straight in 2006-07 and 26 straight in 2007-08.

CAL'S TEAMS STREAKING

Despite the slow start to 2008-09, the Tigers are streaking now with 18-straight wins. Memphis' current win streak began Dec. 22.

In **John Calipari's** collegiate coaching career, winning streaks have become common. Calipari is in his 17th season as a college head coach in 2008-09, and in those 17 years, his teams have had winning streaks of 10 or more games 13 seasons.

During his tenure at Memphis, Calipari's teams have had win streaks of 10 or more games eight times, including two in the 2007-08 season. Calipari's Tiger teams have also put together win streaks of 15 or more games in four seasons (26 in 2007-08; 25 in 2006-07; 18 in 2008-09; 15 in 2005-06). The following is a breakdown of Calipari's win streaks:

Win Streaks	No.
25+	3 (2 at UofM)
15+	6 (4 at UofM)
10+	13 (8 at UofM)*

*two 10+ streaks in 2007-08

MORE STREAKS FOR TIGERS

For the eighth time in the **John Calipari** era, the Tigers hit double digits in a winning streak. The team's current streak is at 18 straight. The Tigers' longest streak in school history occurred in 2007-08 when Memphis won 26 straight. The 2006-07 Tigers held the previous longest win streak in school history with 25 straight. The following lists the top win streaks in Tiger basketball history:

Streak	Year	Ended By
26	2007-08	Tennessee, 66-62
25	2006-07	vs. Ohio State 92-76
20	1985-86	at Va. Tech 76-72
18	2008-09	
16	1954-55	at Centenary 70-68
15	2005-06	at UAB 80-74
14	1972-73	at Louisville 83-69
12	2007-08	vs. Kansas 75-68 (ot)
12	2002-03	at Louisville 78-75
12	1983-84	Louisville 85-78
11	3 teams	2003-04, 1982-83, 1975-76

*Calipari teams in italics (also had 10-game streak in 2001-02)

FEBRUARY FRIENDLY FOR TIGERS

While the Tigers have enjoyed success in the **John Calipari** era in the month of January (63-10; .863 winning percentage), February hasn't been too bad either. Under Calipari, Memphis has a 53-12 record (.815 winning percentage) in February.

Last year, the Tigers posted a 7-1 record in February, and the program's February win streak reached 20 straight before a Feb. 23, 2008, setback to Tennessee. Also included in that 53-12 overall

FORMER TIGER KEITH LEE EARNS DEGREE FROM UNIVERSITY OF MEMPHIS

You can come back home, and that's always been the case with **Keith Lee**, one of the most beloved players in Memphis basketball history. Tiger Nation has been proud of Lee during and since his playing days in the early 1980s, and now fans have one more reason to cheer for Lee, who was in attendance at the Dec. 20 contest.

The Tigers' all-time leading scorer (2,408 points) and rebounder (1,336 board) earned his bachelor's degree in Interdisciplinary Studies and walked at the University's December commencement on Dec. 13 at FedExForum. A four-time Associated Press All-America from 1982-85, Lee was named the Metro Conference Player of the Year twice and the league's Freshman of the Year in 1982. In his career, Lee helped lead the Tigers to an overall record of 104-24, three Metro Conference Tournament titles, four NCAA Tournament appearances and the 1985 NCAA Final Four.

Lee is one of several former Tigers returning to the Memphis campus to finish their degrees. The following are other former Tigers who graduated from the University of Memphis in recent years:

Player/Yrs Played	Grad Yr
Anfernee Hardaway/1991-93	2003
Antonio Burks/2001-04	2008
Chris Garner/1993-97	2008
Andre Turner/1982-86	2008
Cedric Henderson/1993-97	2008
Keith Lee/1981-85	2008

mark is a 16-game winning streak in the month of February from 2001-02 through 2003-04.

HERE WE GO AGAIN/PART II

For the third-straight year, Memphis is vying to go unbeaten in conference play. The Tigers enter Thursday's game with a 12-0 Conference USA mark, and is one of two schools in NCAA Division I with an undefeated mark in league play to date.

In 2006-07, Memphis and Winthrop were the only two teams in the nation to finish unbeaten in their respective leagues. Last year (2007-08), the Tigers and Davidson were the only two schools in the country to go undefeated in conference play.

The following shows the current unbeaten teams in league play (through Feb. 24):

Team	Conf. Record	Next Conf. Game
Memphis	12-0 (C-USA)	UAB/Feb. 26
Gonzaga	12-0 (WCC)	Santa Clara/Feb. 26

TIGERS EARN 11TH DOUBLE-DIGIT WIN SEASON IN C-USA

With its win Feb. 14 at Southern Miss, Memphis recorded its 11th season of double-digit victories in

GAME-BY-GAME TEAM STATISTICAL COMPARISON

Game	1st-2nd-F	FG-A	Pct.	3P-A	Pct.	FT-A	Pct.	O-D-Tot	PF-FO	A	TO	BK	ST
Fairfield#	30-33-63	24-48	.500	8-18	.444	7-11	.636	4-16-20	25-0	19	26	1	8
Memphis	45-45-90	29-56	.518	8-23	.348	24-30	.800	12-20-32	16-0	17	13	2	16
UMass	25-33-58	20-66	.303	5-24	.208	13-19	.684	15-34-49	22-0	9	24	6	5
Memphis	33-47-80	30-77	.390	2-19	.105	18-23	.783	15-33-48	17-0	14	14	8	12
Chattanooga#	35-36-71	25-62	.403	11-27	.407	10-20	.500	15-23-38	23-2	16	18	0	3
Memphis	47-36-83	30-58	.517	6-23	.261	17-27	.630	12-27-39	20-0	20	18	5	13
Memphis	44-40-84	25-63	.397	4-19	.211	30-46	.652	20-26-46	20-0	19	11	4	13
Seton Hall#	30-40-70	22-54	.407	5-18	.278	21-28	.750	10-26-36	28-2	8	18	1	6
Xavier#	32-31-63	18-50	.360	2-14	.143	25-37	.676	12-32-44	25-2	10	11	5	7
Memphis	29-29-58	18-55	.327	7-21	.333	15-30	.500	13-27-40	24-1	13	11	11	6
Marist	24-37-61	21-60	.350	4-13	.308	15-21	.714	12-27-39	19-0	8	21	2	8
Memphis	51-49-100	38-72	.528	9-17	.529	15-29	.517	15-32-47	17-0	15	11	14	8
Memphis	38-28-4-70	27-78	.346	5-19	.263	11-15	.733	25-28-53	24-1	10	20	2	11
Georgetown	37-29-13-79	24-58	.414	4-20	.200	27-36	.750	10-26-36	15-0	10	14	7	6
Ark.-Little Rock	22-29-51	19-57	.333	5-16	.313	8-15	.533	12-26-38	26-0	9	17	2	3
Memphis	30-29-59	15-45	.333	3-20	.150	26-40	.650	9-27-36	17-1	8	12	7	9
Syracuse	35-37-72	27-57	.474	6-14	.429	12-26	.462	8-28-36	12-0	12	15	3	10
Memphis	33-32-65	24-70	.343	7-33	.212	10-13	.769	19-26-45	20-0	16	20	8	6
Drexel	17-32-49	18-64	.281	6-18	.333	7-13	.538	18-21-39	19-0	10	18	2	5
Memphis	36-51-87	31-65	.477	10-22	.455	15-20	.750	15-27-42	15-0	16	12	13	5
Cincinnati	22-23-45	12-46	.261	3-16	.188	18-23	.783	12-20-32	21-0	5	20	2	5
Memphis	30-30-60	24-64	.375	2-18	.111	10-18	.556	21-23-44	20-1	12	14	5	7
Northeastern	26-22-48	17-47	.362	5-18	.278	9-12	.750	12-16-28	22-1	12	25	4	9
Memphis	38-42-80	22-51	.431	5-13	.385	31-35	.886	13-19-32	15-0	11	13	4	18
Lamar	35-40-75	25-71	.352	5-19	.263	20-24	.833	18-21-39	20-1	15	17	2	3
Memphis	58-50-108	42-79	.532	12-30	.400	12-20	.600	17-29-46	25-1	26	11	11	10
Marshall	28-29-57	18-63	.286	3-17	.176	18-25	.720	14-20-34	22-0	9	9	1	5
Memphis	35-45-80	29-61	.475	5-17	.294	17-24	.708	14-31-45	20-0	12	11	10	4
Memphis	39-34-73	27-56	.482	7-18	.389	12-21	.571	13-23-36	19-0	12	11	5	7
UCF	40-26-66	23-51	.451	5-17	.294	15-20	.750	8-21-29	16-0	15	11	3	6
Memphis	30-25-55	20-52	.385	4-9	.444	11-25	.440	8-17-25	20-1	7	11	4	13
Tulsa	26-28-54	20-46	.435	1-5	.200	13-19	.684	12-31-43	19-0	8	22	8	5
UAB	39-29-68	21-52	.404	5-17	.294	21-25	.840	9-24-33	28-2	8	12	3	4
Memphis	42-39-81	28-53	.528	9-16	.563	16-29	.552	9-24-33	21-0	12	11	3	7

Puerto Rico Tip-Off Classic

Conference USA play. The Tigers enter Thursday's UAB game with a 12-0 league mark.

In 2007-08, Memphis posted its 10th season of double-digit league wins, which set the C-USA record. Before the shift in C-USA prior to the 2005-06 campaign, the Tigers were tied for the second-most, double-digit conference win seasons with seven (at the time tied with Charlotte).

The following lists the top-five teams in C-USA history with double-digit conference win seasons:

No. of C-USA Seasons

With Double-Digit League Wins

1. **Memphis** **11**
2. Cincinnati 9
3. Charlotte 7
4. UAB..... 6
5. Louisville..... 4

MEMPHIS IN CONFERENCE USA

The Tigers have an all-time record of 159-55 (.743 winning percentage) in Conference USA play. Memphis has posted double-digit league wins in 11 of its 14 seasons in Conference USA (includes 2008-09), including a school-record and league-record tying 16 games in 2006-07 and 2007-08.

Last year's 16 C-USA victories tied the Tiger record for most league wins in a season in school history. Prior to the previous two campaigns (2006-07, 2007-08), Memphis' most C-USA wins were 13 on two occasions in 2002-03 (13-3) and 2005-06 (13-1).

Memphis won its first outright C-USA regular season title in 2005-06, and followed that with outright regular season crowns in 2006-07 and 2007-08. Memphis also tied for the C-USA regular season crown in 2003-04 (12-4 record) and 1995-96 (11-3).

Memphis also won three National Division titles in 1997-98, 2001-02 and 2002-03, and captured two league White Division championships in 1995-96 and 1996-97.

CALIPARI IN CONFERENCE USA

Head coach **John Calipari** has a 113-25 (.819 winning percentage) in Conference USA play. Calipari's teams have posted double-digit C-USA win seasons in eight of his nine years (includes 2008-09). His teams averaged 12.6 C-USA victories per season in his first eight years.

Calipari guided Memphis to four C-USA regular season titles in 2003-04, 2005-06, 2006-07 and 2007-08, and two league National Division champi-

**PRE-ORDERING FOR
CALIPARI BOUNCE BACK
BOOK OPEN ON AMAZON**

John Calipari's book titled **BOUNCE BACK: Overcoming Setbacks to Thrive in Business and in Life**, is available for pre-ordering on Amazon.com. **BOUNCE BACK** is a book for everyone who has experienced setbacks in their lives. As Calipari asserts, this book gives him a chance to help people who are going through any type of life-altering event. "I want readers to know that they are not alone. People get fired every day. I can give guidance in negotiating those troubling times and so can the people I enlist to help me with this book."

To pre-order the book, go to Amazon.com and search Bounce Back Calipari in "Books" or go to the following link:

http://www.amazon.com/Bounce-Back-Overcoming-Setbacks-Business/dp/1416597506/ref=sr_1_1?ie=UTF8&s=books&qid=1229623453&sr=1-1

GAME-BY-GAME TEAM STATISTICAL COMPARISON

Game	1st-2nd-F	FG-A	Pct.	3P-A	Pct.	FT-A	Pct.	O-D-Tot	PF-FO	A	TO	BK	ST
Rice	28-24-52	16-44	.364	6-11	.545	14-24	.583	7-22-29	20-1	10	21	0	6
Memphis	47-33-80	27-61	.443	7-21	.333	19-28	.679	14-24-38	22-1	21	10	3	13
Memphis	28-26-54	19-56	.339	5-15	.333	11-14	.786	11-31-42	18-1	11	12	5	5
Tennessee	29-23-52	18-55	.327	2-10	.200	14-23	.609	13-28-41	14-0	10	9	4	4
Memphis	45-40-85	34-62	.548	8-17	.471	9-15	.600	9-28-37	17-0	24	6	4	8
East Carolina	31-33-64	22-50	.440	11-25	.440	9-22	.409	8-21-39	13-0	13	12	3	1
Houston	38-30-68	24-64	.375	5-15	.333	15-17	.882	14-16-30	14-0	6	13	4	10
Memphis	43-40-83	33-70	.471	8-19	.421	9-10	.900	20-24-44	15-0	13	17	7	5
Memphis	34-45-79	26-50	.520	8-20	.400	19-28	.679	9-20-29	14-0	15	9	6	12
SMU	29-37-66	26-57	.456	9-17	.529	5-11	.455	14-18-32	19-0	17	16	1	4
Memphis	40-28-68	23-52	.442	7-20	.350	15-19	.789	13-26-39	18-0	9	16	5	7
Gonzaga	23-27-50	18-49	.367	4-15	.267	10-12	.833	5-20-25	16-0	8	15	0	3
Tulsa	15-22-37	14-39	.359	2-9	.222	7-8	.875	8-21-29	18-0	6	24	4	4
Memphis	28-35-63	22-50	.440	5-15	.333	14-19	.737	8-18-26	13-0	12	6	6	16
Memphis	31-41-72	22-49	.449	7-21	.333	21-25	.840	15-21-36	15-0	11	9	4	4
Southern Miss	28-19-47	18-48	.375	1-6	.167	10-13	.769	12-15-27	19-1	6	12	1	4
SMU	33-14-47	17-55	.309	6-16	.375	7-13	.538	15-20-35	25-2	6	22	3	4
Memphis	52-38-90	24-53	.453	6-20	.300	36-40	.900	11-25-36	16-0	17	10	10	11
Memphis	27-43-70	22-50	.440	6-16	.375	20-30	.667	11-28-39	20-0	10	16	6	7
UTEP	30-33-63	24-59	.407	3-9	.333	12-17	.706	10-24-34	22-0	9	13	3	6
Memphis													
UAB													
Southern Miss													
Memphis													
Memphis													
Houston													
Tulane													
Memphis													

onships in 2001-02 and 2002-03.

STREAKING IN C-USA

Entering league play in 2008-09, the Tigers still have two streaks going in Conference USA.

The Tigers have won 45-straight regular season Conference USA games and 54-straight C-USA overall contests, including the league's postseason tournaments. The last time Memphis suffered a setback to a C-USA foe was Mar. 2, 2006, when the Tigers fell at UAB 80-74 — a span of 1,091 days.

The 54-game win streak (includes C-USA Tournaments) is the longest in C-USA history. The 45-game regular-season win streak is also tops in C-USA history, moving past Cincinnati's 21-game regular season win streak from 1998-99 through 2000-01.

TIGERS' C-USA STREAK AMONG BEST IN NCAA DIVISION I HISTORY

Memphis' Conference USA win streak is not only tops in the league's history, but also is among the best in NCAA Division I history. The following shows where the Tigers' C-USA regular season and overall (including tournament) win streaks stand:

**Conference Win Streak
(Regular Season Only)**

Team/Conf.	Years	Streak
UCLA/Pac-8	1970-74	50
Penn/Ivy	1992-96	48
Memphis/C-USA	2006-pres.	45

UCLA/Pac-8	1966-69	45
West Virginia/SoCon	1956-60	44
Kentucky/SEC	1945-50	44
Davidson/SoCon	2007-09	43
UNLV/Big West	1990-93	40
UCLA/Pac-8	1963-66	36

**Conference Win Streak*
(Regular Season+Tournament)**

Team/Conf.	Years	Streak
Kentucky/SEC	1945-50	64
West Virginia/SoCon	1955-60	59
Memphis/C-USA	2006-pres.	54
Davidson/SoCon	2007-09	49
UNLV/Big West	1990-93	46

*UCLA is not on this list because they did not play a postseason league tournament during those seasons

COUNTDOWN TO A SECOND 500

Everyone knows **Antonio Anderson's** game is an all-around one, and the stats prove it. Earlier this season, the senior became the 45th member of the Tiger 1,000-point club in a win over Northeastern (Dec. 31, 2008).

Against UAB on Jan. 17, the 6-foot-6 guard grabbed his 500th rebound and now has 558 career boards. Up next for Anderson is to reach the 500-assists mark.

The Lynn, Mass., native has 485 career assists (seventh on career assists list), and on his pace of 4.2 dishes per game this year, he would reach the mark. If he is successful in reaching 500 assists, Anderson

would become the only player in Memphis history to have 1,000 points, 500 rebounds and 500 assists in a career.

Even more proof of his all-around game is that he has 202 career steals (fifth on career steals list).

'REKE AT POINT=BETTER OFFENSIVE FLOW

Just before Christmas, head coach **John Calipari** made the decision to move freshman **Tyreke Evans** to the point guard spot. And, my how things have changed offensively for the Tigers. The following shows the before and since Evans' move to the point Dec. 22:

Before 12-22	Stat	Since 12-22
41.1	FG Pct.	45.9
26.3	3-pt. FG Pct.	37.0
5.7	3-pt. Made/Game	6.7
14.7	Assists/Game	13.9

"TAG" TEARING UP THE GLASS

Whatever has inspired **Shawn Taggart** of late, Tiger Nation hopes it continues the remainder of the regular season and into postseason play. In the four recent Memphis victories over No. 18/18 Gonzaga, Tulsa, Southern Miss, SMU and UTEP, the 6-foot-10 forward averaged 7.6 boards per game.

Taggart pulled down 11 rebounds versus Southern Miss Feb. 14, and outplayed Tulsa's Jerome Jordan on the glass Feb. 11, winning the board battle 8-3. Taggart also played outstanding defense on

Jordan, holding the Tulsa center to eight points and forcing him to turn the ball over six times. After a slow start at UTEP, Taggart tied for team rebounding honors with eight boards.

Taggart also shot the ball well from the charity stripe in those five games. The Richmond, Va., native was 24-of-26 from the foul line (92.3 percent). In the victory over SMU Feb. 18, Taggart netted 19 points on 5-of-7 field goals and 9-of-10 free throws.

SPOOOOOON MAKES HIS RETURN!!!

Freshman **Wesley Witherspoon** underwent surgery on Jan. 26 to repair a torn meniscus in his left knee. The surgery, performed by Dr. Barry Phillips of the Campbell Clinic, was a success.

After missing court time the previous six games

MEMPHIS AMONG C-USA LEADERS

TEAM (AS OF FEB. 23)

	STAT	RANK
Scoring Offense	76.2	2nd
Scoring Defense	59.1	1st
Scoring Margin	+17.1	1st
Free Throw Pct.	.688	9th
Field Goal Pct.	.442	6th
Field Goal Pct. Defense	.374	1st
3-Pt. Field Goal Pct.	.330	8th
3-Pt. Field Goal Pct. Defense	.311	2nd
Rebounding Margin	+4.9	2nd
Blocked Shots	6.41	1st
Assists	14.19	4th
Steals	9.37	1st
Turnover Margin	+4.44	2nd
Assist/Turnover Ratio	1.14	3rd
3-Pt. Field Goals Made	6.37	5th

INDIVIDUAL (AS OF FEB. 23)

SCORING

7. Tyreke Evans, MEM.....	17.1
19. Robert Dozier, MEM.....	12.4
29. Antonio Anderson, MEM.....	10.5

REBOUNDED

7. Shawn Taggart, MEM.....	7.1
12. Robert Dozier, MEM.....	6.7
17. Tyreke Evans, MEM.....	5.3

FG PERCENTAGE

6. Robert Dozier, MEM.....	51.1
11. Tyreke Evans, MEM.....	45.8

ASSISTS

6. Antonio Anderson, MEM.....	4.19
11. Tyreke Evans, MEM.....	3.67

STEALS

2. Tyreke Evans, MEM.....	2.15
11. Antonio Anderson, MEM.....	1.56

BLOCKS

4. Shawn Taggart, MEM.....	1.70
5. Robert Dozier, MEM.....	1.67

(Jan. 28-Feb. 14), the Atlanta, Ga., native returned to play in the Tigers' win over SMU Feb. 18. In 18 minutes of action against the Mustangs, Witherspoon scored six points and added one rebound, one assist, one block and one steal. He also saw limited time in the Tigers' win at UTEP Feb. 21.

Witherspoon returned to practice Feb. 16. Prior to the surgery, Witherspoon played in 19 games and averaged 5.1 points and 2.4 rebounds.

THE TIGERS' BIG THREE (LEADERS)

When the Tiger players returned from their Christmas break, head coach **John Calipari** laid the responsibility of leading the team to seniors **Antonio Anderson** and **Robert Dozier** and freshman **Tyreke Evans**. Not that leadership is always measured in stats, but the Tigers' Big Three have stepped it up in the last 18 contests, and the following shows that:

Antonio Anderson

	PPG	RPG	APG	FG%
First 9 Gms	7.7	4.8	4.1	37.9
* 1.4 ast/TO ratio (37 ast-27 TO)				
* Career-high rebounds vs. UMass (12)				
* Four dbl-figure scoring games				

PPG RPG APG FG%

Last 18 Gms	11.9	5.4	4.2	44.9
* 2.5 ast/TO ratio (76 ast/30 TO)				
* 13 dbl-figure scoring games				
* 13 games of three or more assists				
* Career-high 13 assists vs. Lamar				
* Triple-double vs. Lamar (12/10/13)				
* Hit game-winning layup at buzzer vs. Tulsa				
* Tied a career-high with five steals vs. Rice				
* Hit clutch trey at halftime buzzer vs. Tenn.				
* Season-high 26 points vs. East Carolina				
* Had 10 pts, eight rebs, five assists vs. SMU				
* Grabbed eight boards vs. UTEP				

Robert Dozier

	PPG	RPG	APG	FG%
First 9 Gms	11.0	6.9	1.4	45.1
* Four games of 7 or more boards				
* Six dbl-figure scoring games				

PPG RPG APG FG%

Last 18 Gms	13.1	6.6	1.8	53.8
* Nine games of 7 or more boards				
* 14 dbl-figure scoring games				
* Had key late-game block vs. UCF				
* Posted dbl-dbl vs. UAB (10-10)				
* Grabbed nine rebounds vs. Tennessee				
* Career-high five assists vs. East Carolina				
* Dbl-dbl vs. Houston (19-10); 2 blk-3 stl				
* Had 13-pt, six-reb game vs. SMU; 3 ast-2blk-3 stl vs. the Mustangs				
* Dbl-dbl vs. Gonzaga (18-10)				
* Career-high 23 points vs. Tulsa				

Tyreke Evans

	PPG	RPG	APG	FG%
First 9 Gms	14.9	5.7	3.6	39.2
* 0.9 ast/TO ratio (32 ast/35 TO)				
* Eight dbl-figure scoring games				

TIGERS AMONG WINNINGEST PROGRAMS IN RECENT YEARS

SINCE 2005-06 THROUGH 2-24

1. Memphis.....	128
2. UCLA.....	119
3. Kansas.....	118
4. North Carolina.....	113
Florida.....	113
6. Pittsburgh.....	106
7. Texas.....	104
Duke.....	104
9. Ohio State.....	98
Gonzaga.....	98

SINCE 2000-01 THROUGH 2-24

1. Duke.....	283
2. Kansas.....	278
3. Memphis.....	258
4. Florida.....	257
Gonzaga.....	257
6. Illinois.....	251
7. Connecticut.....	247
8. Texas.....	246
Pittsburgh.....	246
10. Syracuse.....	241

PPG RPG APG FG%

Last 18 Gms	18.2	5.1	3.7	49.2
* 1.3 ast/TO ratio (67 ast/53 TO)				
* First collegiate dbl-dbl vs. Cincinnati (14/10)				
* Nine-straight double-figure scoring games				
* Season-high 27 points vs. Northeastern				
* Season-high eight assists vs. Cincinnati				
* Hit a clutch, late-game runner in lane vs. UCF to seal the win				
* Scored 23 points in win over Tulsa				
* Had 24 points in win over UAB				
* Scored 17 points vs. Tennessee				
* Scored last seven points in win vs. Vols				
* Had 10 points, seven rebounds and five assists vs. Houston				
* Had 26 points, four boards and four assists vs. SMU				
* Scored 22 points vs. Gonzaga; had six rebs				
* Netted eight points in a 10-2 run vs. Southern Miss to turn a 31-32 deficit to a 41-34 lead				
* Had 25 points and eight boards vs. UTEP				
* Hit two key baskets late vs. UTEP to extend the Tiger lead				

TIGERS' 1000-POINT CLUB ADDS TWO MORE

The Memphis 1,000-point club was already 43 players strong entering 2008-09, and on Dec. 20, it added a 44th member when senior **Robert Dozier** joined the group. The 6-foot-9 forward scored five points versus Syracuse to give him 1,002 for his career. He now has 1,239 career points.

The Tiger 1,000-point club added another player (45th) when senior **Antonio Anderson** reached the milestone with his 11 points in the win over Northeast-

em Dec. 31. The 6-foot-6 guard now has 1,182 career points. The following is an abbreviated list of the top scorers in Tiger history and shows where Anderson and Dozier stand:

Memphis 1,000-Point Scorers

- 1. Keith Lee/1981-852,408
- 3. Rodney Carney*/2002-06..... 1,901
- 9. Chris Douglas-Roberts*/2005-08 1,545
- 21. **Robert Dozier/2005-present 1,239**
- 26. **Antonio Anderson/2005-present ... 1,182**

* Former teammates of Anderson and Dozier

TIGERS MAKING MORE HISTORY

With their win at No. 18/18 Gonzaga Feb. 7, the Tigers improved their overall record to 20-3. It is the ninth-straight year of 20 wins or more — all in the **John Calipari** era.

It is the first time in Memphis basketball history that the Tigers have strung together nine-consecutive 20-win campaigns. Memphis had eight-straight, 20-win seasons from 1982-89. The following lists the top streaks of 20-win years in Tiger history:

Years	Consec. Yrs. of 20 Wins
2001-09	9
1982-89	8
1975-77	3
1995-96	2
1992-93	2
1972-73	2
1956-57	2

CALIPARI AMONG COACHING ELITE

John Calipari already counted himself among the coaching elite in terms of coaching wins in the first nine, 10, 11, 12, 13, 14, 15 and 16 years. Well, just a few games into 2008-09 — his 17th season as a head coach — he is already in the top five for most wins by an NCAA Division I coach in his first 17 years.

Calipari took over the No. 2 spot on that list with the Tigers' Dec. 2 win over Marist. The following lists the coaches with the most victories in their first 17 years:

Coach/School(s)/Yrs	Wins (First 17 yrs)
1. Roy Williams, Kansas, N.C.	470 1989-2005
2. John Calipari, UMass, Memphis**.....	432 1989-96, 2001-09
3. Denny Crum, Louisville.....	412 1972-88
4. Jim Boeheim, Syracuse	411 1977-93
5. Nolan Richardson, Tulsa, Ark.....	409 1981-97

- 6. Tubby Smith, Tulsa, Ga., Ky..... 407 1992-2008
- 7. Jerry Tarkanian, Long Bch, UNLV..... 403 1969-85
- 8. John Thompson, G'town..... 399 1973-89
- 9. Rick Pitino, Boston U., Prov., Ky., 396 Louisville/1979-83, 1986-87, 1990-97, 2002-03
- 10. Bob Huggins, Walsh, Akron, 388 Cincinnati, 1981-98

** Calipari's 17th season is 2008-09

MEMPHIS, MAKE ROOM FOR ANOTHER KING

Move over a little, Elvis. You too, Jerry Lawler. There is another king in Memphis.

With the Tigers' 80-58 victory over UMass Nov. 17, head coach **John Calipari** became the winningest coach in Memphis basketball history. Calipari entered 2008-09 with 219 wins at Memphis, and with his squad's 24 victories this year, he surpassed Larry Finch's win total of 220. The following shows the top-five winningest coaches in Tiger basketball history:

Coach/Years	Wins
John Calipari/2000-pres.	243
Larry Finch/1986-97.....	220
Zach Curlin/1924-48	173
Dana Kirk/1979-86.....	158
Bob Vanatta/1956-62.....	109

TONE'S PERFECT TIMING

Tiger Nation shouldn't be surprised that **Antonio Anderson** hit the game winner against Tulsa Jan. 13 or the clutch trey before the halftime buzzer at Tennessee Jan. 24, as they have seen it before. It seems as if "Tone" has had some perfect timing for Memphis throughout his career, and the following shows that:

Opp./Date	Final Score	Situation
USM/2-14-09	72-47, W	USM is down 27-20 with 4:33 left in the first half and goes on an 8-2 run to cut the Memphis lead to 29-28 with :04.5 left; Anderson takes in-bounds pass and drives to basket and scores at the buzzer, giving the Tigers a 31-28 lead and momentum
Gonzaga/2-7-09	68-50, W	At 53-31 with 13:41 left, the Tigers held their largest lead. The Bulldogs scored

Tenn./1-24-09	54-52, W	After holding a 25-23 lead with 1:22 left before the break, Tenn. scores six points to take a 29-25 lead with :04.5 left. After a timeout, Kemp in-bounds the ball to Anderson, who dribbles just over halfcourt and nails a 35-footer at the horn to cut the Vols' lead to 29-28
Tulsa/1-13-09	55-54, W	Tigers trail 54-53 with :04.5 left; Anderson takes inbounds pass near mid-court and drives to hoop for game-winning layup
UAB/2-16-08	79-78, W	Tigers trail 77-70 with 1:30 left; Anderson nails trey to cut lead to 77-73 with 1:21 left; trey starts 9-1 game-ending run to clinch win
TexasA&M/3-22-07	65-64, W	Tigers trail 64-63 with under :30 left; Anderson is fouled after a flurry of put-backs missed; steps to free throw line with :03.1 left and hits two FTs for the win

SALLIE FOR THREEEEEE!

When **Roburt Sallie** signed with the Tigers, the scouting report said the 6-foot-5 guard had shooting range to the parking lot outside the arena. After a period of learning and adjustment to the NCAA Division I level, Tiger Nation may start seeing that

pinpoint shooting touch from the perimeter.

Sallie got back on track in the Tigers' win over SMU Feb. 4 after nearly a month of up-and-down performances. He came off the bench and scored a season-high tying 13 points. Sallie netted his 13 points on 4-of-6 field goals, 3-of-4 treys and 2-of-2 free throws. Ten days later (Feb. 14) against Southern Miss, Sallie netted 11 points on 3-of-4 field goals, 3-of-3 treys and 2-of-2 free throws. Along with his 11 points, Sallie added two assists, one block and two steals.

Sallie hit two treys in the Tigers' win over UTEP on Feb. 21. His second three-pointer extended Memphis' lead to 11 at 52-41 midway through the second half.

In early January, Sallie netted a season-high 13 points on 5-of-8 shooting from the field and 3-of-5 from the arc in the Jan. 7 C-USA opener versus Marshall. He also grabbed two boards and had one assist and one steal in the win over the Thundering Herd.

In mid-December, Sallie came off the bench and showed Tiger Nation his long-range shooting prowess in a Dec. 20 setback to then-No. 11/11 Syracuse. The Sacramento, Calif., native shot 4-of-7 from the field with all four field goals made coming from the arc. Sallie finished the game with 12 points and added two blocks and two steals.

He continued his solid play in the Tigers' 87-49 win over Drexel Dec. 22. Sallie scored 11 points and added five boards, two assists and one block. He was 3-of-5 from the arc and 2-of-2 from the foul line.

DOZIER JOINS ANOTHER ELITE GROUP

Robert Dozier scored five points versus Syracuse Dec. 20 to become the 44th member of the Memphis 1,000-point club. And, Dozier joined another elite Tiger group the following contest versus Drexel Dec. 22 when he grabbed three rebounds.

With those three boards, Dozier became a member of the Tiger 1,000-point, 750-board club, and is the seventh player in Memphis history to do so. The following shows that group:

Player	Points	Rebounds
Keith Lee	2,408	1,336
Forest Arnold	1,854	1,109
Kelly Wise	1,487	1,075
Ronnie Robinson	1,150	1,066
David Vaughn	1,305	903
Don Holcomb	1,118	870
Robert Dozier	1,239	865

DOUBLE YOUR SCORING PLEASURE

When **Antonio Anderson** and **Robert Dozier** joined the Memphis 1,000-point club this season, the tandem became only the eighth duo in Memphis basketball history to accomplish the feat in the same campaign.

Prior to this year, the last time two Tigers reached 1,000 points in the same season was the 2004-05 campaign when Rodney Carney and Anthony Rice did so. In two seasons (1982-83 and 1985-86), Memphis had three players score their 1,000th point in the same year.

The following lists the seasons in which two or more Tigers reached the 1,000-point milestone in the same campaign:

2008-09 Antonio Anderson Robert Dozier	2004-05 Rodney Carney Anthony Rice
2000-01 Kelly Wise Marcus Moody	1995-96 Cedric Henderson Lorenzen Wright
1992-93 Anfernee Hardaway Billy Smith	1985-86 Andre Turner William Bedford Baskerville Holmes
1982-83 Keith Lee Phillip Haynes Bobby Parks	1971-72 Larry Finch Don Holcomb

DOZIER NETS CAREER HIGH AGAINST TULSA

In addition to his solid help defense on the Golden Hurricane's Jerome Jordan, **Robert Dozier** put up some numbers on offense in the Tigers' victory over Tulsa Feb. 11. The 6-foot-9 senior scored a career-high 23 points on 8-of-14 shooting from the field, 3-of-6 from the arc and 4-of-4 from the foul line. The three treys made were also a career best for the Lithonia, Ga., native.

Dozier's previous career scoring high was 21 points versus Houston in an 89-77 victory in Hofheinz Pavilion on Jan. 30, 2008.

SIMPKINS SERVING SUSPENSION

Freshman **Matt Simpkins** has been suspended indefinitely for violation of team rules, head coach **John Calipari** announced Feb. 9. The Oakland, Calif., native's return to practice or games is to be determined. Prior to the suspension, Simpkins saw action in 14 games and averaged 1.4 points and 1.5 rebounds.

CALL HIM MR. TRIPLE-DOUBLE

The Jan. 3 game versus Lamar is one that Tiger Nation won't soon forget, as those fans in attendance and television viewers witnessed history in the making. Senior **Antonio Anderson** became only the second player in Memphis basketball history to record a triple-double. The 6-foot-6 guard is a member of a select club whose only other member is former Tiger All-America Anfernee Hardaway. "Penny" recorded consecutive triple-doubles in the 1992-93 season.

Anderson posted his triple-double performance with 12 points, 10 rebounds and a career-high 13 assists. The following lists the triple-doubles in Memphis basketball history:

Player/Date	Opponent	P-R-A
Anderson/1-3-09	Lamar	12-10-13
Hardaway/1-6-93	Vanderbilt	26-12-10
Hardaway/1-4-93	Georgia St.	21-15-14

LAST YEAR'S GAME AT UAB

**#1-1 MEMPHIS 79 - UAB 78
FEB. 16, 2008 - BIRMINGHAM, ALA.**

In one of the most thrilling finishes in Tiger basketball history, Chris Douglas-Roberts netted a game-high 32 points, including a three-point play with :06.5 left, to lift No. 1/1 Memphis to a 79-78 come-from-behind victory over Conference USA rival UAB. Antonio Anderson added a season-high 27 points for the Tigers.

Robert Dozier led Memphis on the glass with eight boards, while Douglas-Roberts chipped in with seven rebounds.

Robert Vaden led UAB with 27 points and added five boards and three assists. Lawrence Kinnard posted a double-double with 19 points and 11 rebounds, and Channing Toney scored 10 points.

After two Kinnard free throws at the 2:29 mark gave UAB a 77-70 lead, the Tigers missed their next two shot attempts before an Anderson trey with 1:23 left started the Memphis run. On the ensuing possession, UAB missed a jumper, and the Tigers quickly came up the court, where Douglas-Roberts nailed another three-pointer to cut the UAB lead to 77-76 with only :38 left.

Memphis then fouled Vaden with :13 left, and he hit one of two attempts to give UAB a 78-76 lead. On the next possession, the Tigers went to Douglas-Roberts, who drove the lane for a layup and was fouled with only :06.5 remaining. He hit the free throw to give Memphis a 79-78 lead.

The Blazers in-bounded the ball to Vaden, who drove over halfcourt and attempted a trey that bounced off the rim with :01 on the clock. Kinnard grabbed the rebound, but his attempt — which went in — came after the final buzzer sounded.

In the first half, UAB built an 11-point lead at 27-16 with 7:52 remaining before intermission. The Tigers responded with a 23-15 spurt to close the first half and trail by only three (42-39) at the break.

The second half was nip-and-tuck throughout, with the Tigers holding a six-point lead at 62-56 with 11:58 left. UAB answered with a 14-3 run for a 70-65 lead with 7:56 remaining, setting up the frantic finish.

Memphis	FG-A	3P-A	FT-A	RB	TP	A	TO	B	S	Min
Taggart	1-2	0-0	2-4	3	4	0	0	2	0	17
Dozier	0-2	0-1	0-0	8	0	1	2	1	1	28
Anderson	9-14	4-7	5-7	1	27	4	1	1	2	38
D.-Roberts	13-21	3-7	3-6	7	32	2	0	1	0	36
Rose	2-13	1-6	1-3	4	6	3	3	1	1	32
Kemp	0-0	0-0	0-0	0	0	1	0	0	0	3
Dorsey	0-4	0-0	1-2	2	1	0	0	1	1	22
Allen	1-4	1-3	0-0	1	3	0	1	0	1	13
Mack	2-3	2-3	0-0	1	6	0	0	0	0	11
TEAM				3						
Totals	28-63	11-27	12-22	30	79	11	7	7	6	200

UAB	FG-A	3P-A	FT-A	RB	TP	A	TO	B	S	Min
Holmes	2-4	0-0	1-1	2	5	0	2	0	0	16
Huffman	0-1	0-0	0-0	1	0	0	0	0	0	7
Berrios	0-3	0-0	0-0	1	0	2	2	0	0	22
Vaden	8-14	4-9	7-8	5	27	3	3	0	1	38
Toney	4-6	0-2	2-2	5	10	1	0	0	0	33
Johnson	1-2	0-0	3-3	1	5	4	4	0	0	17
Kinnard	6-15	2-5	5-6	11	19	1	3	0	0	33
Davis Jr.	0-0	0-0	2-2	1	2	1	0	0	0	9
Mayfield	2-2	0-0	0-0	1	4	0	0	0	0	10
Crawford	3-4	0-0	0-0	0	6	0	0	0	0	15
TEAM				7			1			
Totals	26-51	6-16	20-22	35	78	12	15	0	1	200

Memphis	41	38	—	79
UAB	43	35	—	78
Officials:	Hillary, Stith, Oglesby			
Attendance:	9,392			

2008-09 Memphis Cumulative Statistics
 Memphis Combined Team Statistics (as of Feb 22, 2009)
 All games

RECORD:	OVERALL	HOME	AWAY	NEUTRAL
ALL GAMES.....	(24-3)	(14-1)	(8-1)	(2-1)
CONFERENCE.....	(12-0)	(6-0)	(6-0)	(0-0)
NON-CONFERENCE.....	(12-3)	(8-1)	(2-1)	(2-1)

## Player	GP-GS	Min--Avg	---TOTAL---		---3-PTS---		FT-FTA	Pct	---REBOUNDS---				PF	FO	A	TO	Blk	Stl	Pts	Avg
			FG-FGA	Pct	3FG-FGA	Pct			Off	Def	Tot	Avg								
12 EVANS, Tyreke.....	27-25	760 28.1	164-358	.458	30-94	.319	103-146	.705	32	111	143	5.3	69	1	99	88	19	58	461	17.1
02 DOZIER, Robert.....	27-26	795 29.4	116-227	.511	15-41	.366	88-127	.693	77	104	181	6.7	81	2	46	59	45	33	335	12.4
05 ANDERSON, Antonio..	27-27	913 33.8	93-216	.431	15-59	.254	83-110	.755	29	111	140	5.2	46	0	113	57	13	42	284	10.5
00 TAGGART, Shawn.....	27-17	645 23.9	96-201	.478	4-16	.250	78-102	.765	80	113	193	7.1	71	1	6	28	46	15	274	10.1
20 MACK, Doneal.....	27-23	701 26.0	86-226	.381	49-151	.325	26-43	.605	20	39	59	2.2	40	1	35	17	14	23	247	9.1
11 WITHERSPOON, Wesley	21-5	325 15.5	39-81	.481	3-12	.250	22-42	.524	9	38	47	2.2	43	1	23	27	11	20	103	4.9
03 SALLIE, Robert.....	26-0	330 12.7	40-101	.396	33-74	.446	12-15	.800	12	26	38	1.5	40	1	17	8	7	17	125	4.8
01 KEMP, Willie.....	26-2	413 15.9	30-100	.300	20-71	.282	17-26	.654	8	17	25	1.0	22	0	38	16	1	28	97	3.7
04 HENDERSON-NILES, P.	27-10	369 13.7	33-66	.500	0-0	.000	13-26	.500	45	60	105	3.9	53	2	3	20	10	11	79	2.9
32 ROBINSON, Jeff.....	5-0	47 9.4	1-5	.200	0-0	.000	7-8	.875	3	2	5	1.0	1	0	1	0	1	1	9	1.8
15 SIMPKINS, Matt.....	14-0	81 5.8	8-17	.471	0-0	.000	3-12	.250	7	14	21	1.5	28	0	0	6	6	5	19	1.4
31 LAIRD, Preston.....	13-0	23 1.8	4-8	.500	3-3	1.000	6-8	.750	2	1	3	0.2	2	0	1	2	0	0	17	1.3
10 MCGRADY, Chance....	11-0	23 2.1	1-2	.500	0-0	.000	5-8	.625	1	3	4	0.4	1	0	1	2	0	0	7	0.6
TEAM.....									46	45	91	3.4	1		5					
Total.....	27	5425	711-1608	.442	172-521	.330	463-673	.688	371	684	1055	39.1	498	9	383	335	173	253	2057	76.2
Opponents.....	27	5425	551-1472	.374	132-424	.311	362-534	.678	307	617	924	34.2	542	-	274	455	75	144	1596	59.1

TEAM STATISTICS	MEM	OPP	DATE	OPPONENT	W/L	SCORE	ATTEND
SCORING.....	2057	1596	11/15/08	FAIRFIELD	W	90-63	17741
Points per game.....	76.2	59.1	11/17/08	UMASS	W	80-58	18254
Scoring margin.....	+17.1	-	11/20/08	vs Chattanooga	W	83-71	-
FIELD GOALS-ATT.....	711-1608	551-1472	11/21/08	vs Seton Hall	W	84-70	6733
Field goal pct.....	.442	.374	11/23/08	vs Xavier	L	58-63	8242
3 POINT FG-ATT.....	172-521	132-424	12/2/08	MARIST	W	100-61	17329
3-point FG pct.....	.330	.311	12/13/08	at GU	LOT	70-79	15238
3-pt FG made per game..	6.4	4.9	12/17/08	UALR	W	59-51	17220
FREE THROWS-ATT.....	463-673	362-534	12/20/08	SYRACUSE	L	65-72	17091
Free throw pct.....	.688	.678	12/22/08	DREXEL	W	87-49	16715
REBOUNDS.....	1055	924	12/29/08	CINCINNATI	W	60-45	18071
Rebounds per game.....	39.1	34.2	12/31/08	NORTHEASTERN	W	80-48	17164
Rebounding margin.....	+4.9	-	01/03/09	LAMAR	W	108-75	17386
ASSISTS.....	383	274	*01/07/09	MARSHALL	W	80-57	17606
Assists per game.....	14.2	10.1	*1/10/09	at UCF	W	73-66	9825
TURNOVERS.....	335	455	*01/13/09	at Tulsa	W	55-54	5936
Turnovers per game.....	12.4	16.9	*01/17/09	UAB	W	81-68	18456
Turnover margin.....	+4.4	-	*01/21/09	RICE	W	80-52	17589
Assist/turnover ratio..	1.1	0.6	01/24/09	at Tennessee	W	54-52	21905
STEALS.....	253	144	*01/28/09	at East Carolina	W	85-64	5705
Steals per game.....	9.4	5.3	*1/31/09	HOUSTON	W	83-68	17687
BLOCKS.....	173	75	*02/04/09	at SMU Mustangs	W	79-66	5056
Blocks per game.....	6.4	2.8	02/07/09	at GONZAGA BULLDOGS	W	68-50	11339
WINNING STREAK.....	18	-	*02/11/09	TULSA	W	63-37	17941
Home win streak.....	10	-	*2/14/09	at Southern Miss	W	72-47	5431
ATTENDANCE.....	263747	107069	*02/18/09	SMU MUSTANGS	W	90-47	17497
Home games-Avg/Game....	15-17583	9-10233	*02/21/09	at UTEP	W	70-63	11659
Neutral site-Avg/Game..	-	3-4992					

SCORE BY PERIODS:	1st	2nd	OT	Total
Memphis.....	1033	1020	4	2057
Opponents.....	787	796	13	1596

2008-09 Memphis Cumulative Statistics
Memphis Combined Team Statistics (as of Feb 24, 2009)
Conference games

RECORD:	OVERALL	HOME	AWAY	NEUTRAL
ALL GAMES	12-0	6-0	6-0	0-0
CONFERENCE	12-0	6-0	6-0	0-0
NON-CONFERENCE	0-0	0-0	0-0	0-0

#	Player	gp-gs	min	avg	Total		3-Point		F-Throw		Rebounds			pf	dq	a	to	blk	stl	pts	avg	
					fg-fga	fg%	3fg-fga	3fg%	ft-fta	ft%	off	def	tot									avg
12	EVANS, Tyreke	12-12	359	29.9	70-151	.464	13-38	.342	49-73	.671	9	51	60	5.0	32	1	42	33	9	18	202	16.8
05	ANDERSON, Antonio	12-12	415	34.6	48-103	.466	8-24	.333	46-58	.793	13	49	62	5.2	16	0	49	21	7	23	150	12.5
02	DOZIER, Robert	12-12	350	29.2	53-95	.558	7-20	.350	35-54	.648	30	44	74	6.2	36	1	23	31	22	16	148	12.3
20	MACK, Doneal	12-12	338	28.2	39-93	.419	23-60	.383	10-20	.500	8	12	20	1.7	22	0	14	11	6	10	111	9.3
00	TAGGART, Shawn	12-10	265	22.1	37-76	.487	0-1	.000	33-40	.825	31	40	71	5.9	31	0	1	13	13	3	107	8.9
03	SALLIE, Roburt	12-0	170	14.2	21-44	.477	16-30	.533	9-9	1.000	4	15	19	1.6	16	0	7	2	1	8	67	5.6
01	KEMP, Willie	12-0	213	17.8	16-47	.340	12-35	.343	5-9	.556	4	8	12	1.0	13	0	22	6	1	18	49	4.1
11	WITHERSPOON, West	7-0	88	12.6	9-19	.474	0-0	.000	7-11	.636	3	9	12	1.7	10	0	6	4	3	6	25	3.6
04	HENDERSON-NILES,	12-2	147	12.3	13-24	.542	0-0	.000	1-4	.250	14	27	41	3.4	22	0	1	3	3	4	27	2.3
15	SIMPKINS, Matt	6-0	35	5.8	5-9	.556	0-0	.000	3-8	.375	4	7	11	1.8	14	0	0	2	4	1	13	2.2
10	MCGRADY, Chance	4-0	8	2.0	1-1	1.000	0-0	.000	3-4	.750	1	0	1	0.3	0	0	0	0	0	0	5	1.3
31	LAIRD, Preston	7-0	12	1.7	2-5	.400	1-1	1.000	2-4	.500	2	1	3	0.4	0	0	1	0	0	0	7	1.0
Team											18	20	38				1					
Total.....		12	2400		314-667	.471	80-209	.383	203-294	.690	141	283	424	35.3	212	2	166	127	69	107	911	75.9
Opponents.....		12	2400		243-628	.387	57-164	.348	146-214	.682	131	253	384	32.0	235	-	113	187	34	59	689	57.4

TEAM STATISTICS	MEM	OPP	Date	Opponent	Score	Att.
SCORING	911	689	* 01/07/09	MARSHALL	w 80-57	17606
Points per game	75.9	57.4	* 1/10/09	at UCF	w 73-66	9825
Scoring margin	+18.5	-	* 01/13/09	at Tulsa	w 55-54	5936
FIELD GOALS-ATT	314-667	243-628	* 01/17/09	UAB	w 81-68	18456
Field goal pct	.471	.387	* 01/21/09	RICE	w 80-52	17589
3 POINT FG-ATT	80-209	57-164	* 01/28/09	at East Carolina	w 85-64	5705
3-point FG pct	.383	.348	* 1/31/09	HOUSTON	w 83-68	17687
3-pt FG made per game	6.7	4.8	* 02/04/09	at SMU Mustangs	w 79-66	5056
FREE THROWS-ATT	203-294	146-214	* 02/11/09	TULSA	w 63-37	17941
Free throw pct	.690	.682	* 2/14/09	at Southern Miss	w 72-47	5431
F-Throws made per game	16.9	12.2	* 02/18/09	SMU MUSTANGS	w 90-47	17497
REBOUNDS	424	384	* 02/21/09	at UTEP	w 70-63	11659
Rebounds per game	35.3	32.0				
Rebounding margin	+3.3	-				
ASSISTS	166	113				
Assists per game	13.8	9.4				
TURNOVERS	127	187				
Turnovers per game	10.6	15.6				
Turnover margin	+5.0	-				
Assist/turnover ratio	1.3	0.6				
STEALS	107	59				
Steals per game	8.9	4.9				
BLOCKS	69	34				
Blocks per game	5.8	2.8				
ATTENDANCE	106776	43612				
Home games-Avg/Game	6-17796	6-7269				
Neutral site-Avg/Game	-	0-0				

* = Conference game

Score by Periods	1st	2nd	Totals
Memphis	453	458	911
Opponents	365	324	689

2008-09 Memphis Cumulative Statistics
 Memphis Category Leaders (as of Feb 22, 2009)
 All games

FG PERCENTAGE	FG ATT	Pct
DOZIER, Robert.....	116 227	.511
MCGRADY, Chance.....	1 2	.500
HENDERSON-NILES, P..	33 66	.500
LAIRD, Preston.....	4 8	.500
WITHERSPOON, Wesley.	39 81	.481
TAGGART, Shawn.....	96 201	.478
SIMPKINS, Matt.....	8 17	.471
EVANS, Tyreke.....	164 358	.458
ANDERSON, Antonio...	93 216	.431
SALLIE, Roburt.....	40 101	.396
MACK, Doneal.....	86 226	.381
KEMP, Willie.....	30 100	.300

FIELD GOAL ATTEMPTS	G	Att	Att/G
EVANS, Tyreke.....	27	358	13.3
DOZIER, Robert.....	27	227	8.4
MACK, Doneal.....	27	226	8.4
ANDERSON, Antonio...	27	216	8.0
TAGGART, Shawn.....	27	201	7.4

FIELD GOALS MADE	G	Made	Made/G
EVANS, Tyreke.....	27	164	6.1
DOZIER, Robert.....	27	116	4.3
TAGGART, Shawn.....	27	96	3.6
ANDERSON, Antonio...	27	93	3.4
MACK, Doneal.....	27	86	3.2

3-POINT PERCENTAGE	3FG ATT	Pct
LAIRD, Preston.....	3 3	1.000
SALLIE, Roburt.....	33 74	.446
DOZIER, Robert.....	15 41	.366
MACK, Doneal.....	49 151	.325
EVANS, Tyreke.....	30 94	.319
KEMP, Willie.....	20 71	.282
ANDERSON, Antonio...	15 59	.254
WITHERSPOON, Wesley.	3 12	.250
TAGGART, Shawn.....	4 16	.250

3-POINT FG ATTEMPTS	G	Att	Att/G
MACK, Doneal.....	27	151	5.6
EVANS, Tyreke.....	27	94	3.5
SALLIE, Roburt.....	26	74	2.8
KEMP, Willie.....	26	71	2.7
ANDERSON, Antonio...	27	59	2.2

3-POINT FGS MADE	G	Made	Made/G
MACK, Doneal.....	27	49	1.8
SALLIE, Roburt.....	26	33	1.3
EVANS, Tyreke.....	27	30	1.1
KEMP, Willie.....	26	20	0.8
DOZIER, Robert.....	27	15	0.6
ANDERSON, Antonio...	27	15	0.6

FT PERCENTAGE	FT ATT	Pct
ROBINSON, Jeff.....	7 8	.875
SALLIE, Roburt.....	12 15	.800
TAGGART, Shawn.....	78 102	.765
ANDERSON, Antonio...	83 110	.755
LAIRD, Preston.....	6 8	.750
EVANS, Tyreke.....	103 146	.705
DOZIER, Robert.....	88 127	.693
KEMP, Willie.....	17 26	.654
MCGRADY, Chance.....	5 8	.625
MACK, Doneal.....	26 43	.605
WITHERSPOON, Wesley.	22 42	.524
HENDERSON-NILES, P..	13 26	.500

FREE THROW ATTEMPTS	G	Att	Att/G
EVANS, Tyreke.....	27	146	5.4
DOZIER, Robert.....	27	127	4.7
ANDERSON, Antonio...	27	110	4.1
TAGGART, Shawn.....	27	102	3.8
MACK, Doneal.....	27	43	1.6

FREE THROWS MADE	G	Made	Made/G
EVANS, Tyreke.....	27	103	3.8
DOZIER, Robert.....	27	88	3.3
ANDERSON, Antonio...	27	83	3.1
TAGGART, Shawn.....	27	78	2.9
MACK, Doneal.....	27	26	1.0

POINTS	G	Pts	Pts/G
EVANS, Tyreke.....	27	461	17.1
DOZIER, Robert.....	27	335	12.4
ANDERSON, Antonio...	27	284	10.5
TAGGART, Shawn.....	27	274	10.1
MACK, Doneal.....	27	247	9.1
SALLIE, Roburt.....	26	125	4.8
WITHERSPOON, Wesley.	21	103	4.9
KEMP, Willie.....	26	97	3.7
HENDERSON-NILES, P..	27	79	2.9
SIMPKINS, Matt.....	14	19	1.4
LAIRD, Preston.....	13	17	1.3
ROBINSON, Jeff.....	5	9	1.8

SCORING AVERAGE	G	Pts	Avg/G
EVANS, Tyreke.....	27	461	17.1
DOZIER, Robert.....	27	335	12.4
ANDERSON, Antonio...	27	284	10.5
TAGGART, Shawn.....	27	274	10.1
MACK, Doneal.....	27	247	9.1
WITHERSPOON, Wesley.	21	103	4.9
SALLIE, Roburt.....	26	125	4.8
KEMP, Willie.....	26	97	3.7
HENDERSON-NILES, P..	27	79	2.9
ROBINSON, Jeff.....	5	9	1.8
SIMPKINS, Matt.....	14	19	1.4
LAIRD, Preston.....	13	17	1.3

2008-09 Memphis Cumulative Statistics
 Memphis Category Leaders (as of Feb 22, 2009)
 All games

REBOUNDS	G	Reb	Reb/G
TAGGART, Shawn.....	27	193	7.1
DOZIER, Robert.....	27	181	6.7
EVANS, Tyreke.....	27	143	5.3
ANDERSON, Antonio... 27	27	140	5.2
HENDERSON-NILES, P.. 27	27	105	3.9

REBOUND AVERAGE	G	Reb	Avg/G
TAGGART, Shawn.....	27	193	7.1
DOZIER, Robert.....	27	181	6.7
EVANS, Tyreke.....	27	143	5.3
ANDERSON, Antonio... 27	27	140	5.2
HENDERSON-NILES, P.. 27	27	105	3.9

OFFENSIVE REBOUNDS	G	No.	Avg/G
TAGGART, Shawn.....	27	80	3.0
DOZIER, Robert.....	27	77	2.9
HENDERSON-NILES, P.. 27	27	45	1.7
EVANS, Tyreke.....	27	32	1.2
ANDERSON, Antonio... 27	27	29	1.1

DEFENSIVE REBOUNDS	G	No.	Avg/G
TAGGART, Shawn.....	27	113	4.2
ANDERSON, Antonio... 27	27	111	4.1
EVANS, Tyreke.....	27	111	4.1
DOZIER, Robert.....	27	104	3.9
HENDERSON-NILES, P.. 27	27	60	2.2

FOULS	G	No.	Per/G
DOZIER, Robert.....	27	81	3.0
TAGGART, Shawn.....	27	71	2.6
EVANS, Tyreke.....	27	69	2.6
HENDERSON-NILES, P.. 27	27	53	2.0
ANDERSON, Antonio... 27	27	46	1.7

FOULOUTS	G	No.
DOZIER, Robert.....	27	2
HENDERSON-NILES, P.. 27	27	2
EVANS, Tyreke.....	27	1
WITHERSPOON, Wesley. 21	21	1
MACK, Doneal.....	27	1
TAGGART, Shawn.....	27	1
SALLIE, Roburt.....	26	1

ASSISTS	G	No.	A/G
ANDERSON, Antonio... 27	27	113	4.2
EVANS, Tyreke.....	27	99	3.7
DOZIER, Robert.....	27	46	1.7
KEMP, Willie.....	26	38	1.5
MACK, Doneal.....	27	35	1.3

STEALS	G	No.	S/G
EVANS, Tyreke.....	27	58	2.1
ANDERSON, Antonio... 27	27	42	1.6
DOZIER, Robert.....	27	33	1.2
KEMP, Willie.....	26	28	1.1
MACK, Doneal.....	27	23	0.9

BLOCKED SHOTS	G	No.	Blk/G
TAGGART, Shawn.....	27	46	1.7
DOZIER, Robert.....	27	45	1.7
EVANS, Tyreke.....	27	19	0.7
MACK, Doneal.....	27	14	0.5
ANDERSON, Antonio... 27	27	13	0.5

MINUTES	G	No.	Min/G
ANDERSON, Antonio... 27	27	913	33.8
DOZIER, Robert.....	27	795	29.4
EVANS, Tyreke.....	27	760	28.1
MACK, Doneal.....	27	701	26.0
TAGGART, Shawn.....	27	645	23.9

TURNOVERS	G	No.	TO/G
EVANS, Tyreke.....	27	88	3.3
DOZIER, Robert.....	27	59	2.2
ANDERSON, Antonio... 27	27	57	2.1
TAGGART, Shawn.....	27	28	1.0
WITHERSPOON, Wesley. 21	21	27	1.3

2008-09 Memphis Cumulative Statistics
Memphis Overall/Conference Statistics (as of Feb 22, 2009)
All games

SUMMARY	OVERALL STATISTICS										CONFERENCE STATISTICS									
	GP-GS	Min/G	FG%	3PT%	FT%	R/G	A/G	STL	BLK	PTS/G	GP-GS	Min/G	FG%	3PT%	FT%	R/G	A/G	STL	BLK	PTS/G
EVANS, Tyreke.....	27-25	28.1	.458	.319	.705	5.3	3.7	58	19	17.1	12-12	29.9	.464	.342	.671	5.0	3.5	18	9	16.8
DOZIER, Robert.....	27-26	29.4	.511	.366	.693	6.7	1.7	33	45	12.4	12-12	29.2	.558	.350	.648	6.2	1.9	16	22	12.3
ANDERSON, Antonio...	27-27	33.8	.431	.254	.755	5.2	4.2	42	13	10.5	12-12	34.6	.466	.333	.793	5.2	4.1	23	7	12.5
TAGGART, Shawn.....	27-17	23.9	.478	.250	.765	7.1	0.2	15	46	10.1	12-10	22.1	.487	.000	.825	5.9	0.1	3	13	8.9
MACK, Doneal.....	27-23	26.0	.381	.325	.605	2.2	1.3	23	14	9.1	12-12	28.2	.419	.383	.500	1.7	1.2	10	6	9.3
WITHERSPOON, Wesley.	21-5	15.5	.481	.250	.524	2.2	1.1	20	11	4.9	7-0	12.6	.474	.000	.636	1.7	0.9	6	3	3.6
SALLIE, Roburt.....	26-0	12.7	.396	.446	.800	1.5	0.7	17	7	4.8	12-0	14.2	.477	.533	1.000	1.6	0.6	8	1	5.6
KEMP, Willie.....	26-2	15.9	.300	.282	.654	1.0	1.5	28	1	3.7	12-0	17.8	.340	.343	.556	1.0	1.8	18	1	4.1
HENDERSON-NILES, P..	27-10	13.7	.500	.000	.500	3.9	0.1	11	10	2.9	12-2	12.3	.542	.000	.250	3.4	0.1	4	3	2.3
ROBINSON, Jeff.....	5-0	9.4	.200	.000	.875	1.0	0.2	1	1	1.8										
SIMPKINS, Matt.....	14-0	5.8	.471	.000	.250	1.5	0.0	5	6	1.4	6-0	5.8	.556	.000	.375	1.8	0.0	1	4	2.2
LAIRD, Preston.....	13-0	1.8	.500	1.000	.750	0.2	0.1	0	0	1.3	7-0	1.7	.400	1.000	.500	0.4	0.1	0	0	1.0
MCGRADY, Chance.....	11-0	2.1	.500	.000	.625	0.4	0.1	0	0	0.6	4-0	2.0	1.000	.000	.750	0.3	0.0	0	0	1.3
Total.....	27		.442	.330	.688	39.1	14.2	253	173	76.2	12		.471	.383	.690	35.3	13.8	107	69	75.9
Opponents.....	27		.374	.311	.678	34.2	10.1	144	75	59.1	12		.387	.348	.682	32.0	9.4	59	34	57.4

SCORING	OVERALL STATISTICS								CONFERENCE STATISTICS							
	FG-FGA	FG%	3FG-FGA	3PT%	FT-FTA	FT%	PTS	PTS/G	FG-FGA	FG%	3FG-FGA	3PT%	FT-FTA	FT%	PTS	PTS/G
EVANS, Tyreke.....	164-358	.458	30-94	.319	103-146	.705	461	17.1	70-151	.464	13-38	.342	49-73	.671	202	16.8
DOZIER, Robert.....	116-227	.511	15-41	.366	88-127	.693	335	12.4	53-95	.558	7-20	.350	35-54	.648	148	12.3
ANDERSON, Antonio...	93-216	.431	15-59	.254	83-110	.755	284	10.5	48-103	.466	8-24	.333	46-58	.793	150	12.5
TAGGART, Shawn.....	96-201	.478	4-16	.250	78-102	.765	274	10.1	37-76	.487	0-1	.000	33-40	.825	107	8.9
MACK, Doneal.....	86-226	.381	49-151	.325	26-43	.605	247	9.1	39-93	.419	23-60	.383	10-20	.500	111	9.3
WITHERSPOON, Wesley.	39-81	.481	3-12	.250	22-42	.524	103	4.9	9-19	.474	0-0	.000	7-11	.636	25	3.6
SALLIE, Roburt.....	40-101	.396	33-74	.446	12-15	.800	125	4.8	21-44	.477	16-30	.533	9-9	1.000	67	5.6
KEMP, Willie.....	30-100	.300	20-71	.282	17-26	.654	97	3.7	16-47	.340	12-35	.343	5-9	.556	49	4.1
HENDERSON-NILES, P..	33-66	.500	0-0	.000	13-26	.500	79	2.9	13-24	.542	0-0	.000	1-4	.250	27	2.3
ROBINSON, Jeff.....	1-5	.200	0-0	.000	7-8	.875	9	1.8								
SIMPKINS, Matt.....	8-17	.471	0-0	.000	3-12	.250	19	1.4	5-9	.556	0-0	.000	3-8	.375	13	2.2
LAIRD, Preston.....	4-8	.500	3-3	1.000	6-8	.750	17	1.3	2-5	.400	1-1	1.000	2-4	.500	7	1.0
MCGRADY, Chance.....	1-2	.500	0-0	.000	5-8	.625	7	0.6	1-1	1.000	0-0	.000	3-4	.750	5	1.3
Total.....	711-1608	.442	172-521	.330	463-673	.688	2057	76.2	314-667	.471	80-209	.383	203-294	.690	911	75.9
Opponents.....	551-1472	.374	132-424	.311	362-534	.678	1596	59.1	243-628	.387	57-164	.348	146-214	.682	689	57.4

TOTALS	OVERALL STATISTICS										CONFERENCE STATISTICS									
	O-REB	D-REB	TOTAL	PF	FO	A	TO	A/TO	Hi	Pts	O-REB	D-REB	TOTAL	PF	FO	A	TO	A/TO	Hi	Pts
EVANS, Tyreke.....	32	111	143	69	1	99	88	1.1	27		9	51	60	32	1	42	33	1.3	26	
DOZIER, Robert.....	77	104	181	81	2	46	59	0.8	23		30	44	74	36	1	23	31	0.7	23	
ANDERSON, Antonio...	29	111	140	46	0	113	57	2.0	26		13	49	62	16	0	49	21	2.3	26	
TAGGART, Shawn.....	80	113	193	71	1	6	28	0.2	23		31	40	71	31	0	1	13	0.1	19	
MACK, Doneal.....	20	39	59	40	1	35	17	2.1	19		8	12	20	22	0	14	11	1.3	18	
WITHERSPOON, Wesley.	9	38	47	43	1	23	27	0.9	9		3	9	12	10	0	6	4	1.5	8	
SALLIE, Roburt.....	12	26	38	40	1	17	8	2.1	13		4	15	19	16	0	7	2	3.5	13	
KEMP, Willie.....	8	17	25	22	0	38	16	2.4	14		4	8	12	13	0	22	6	3.7	14	
HENDERSON-NILES, P..	45	60	105	53	2	3	20	0.2	12		14	27	41	22	0	1	3	0.3	9	
ROBINSON, Jeff.....	3	2	5	1	0	1	0	0.0	4											
SIMPKINS, Matt.....	7	14	21	28	0	6	6	0.0	7		4	7	11	14	0	0	2	0.0	7	
LAIRD, Preston.....	2	1	3	2	0	1	2	0.5	5		2	1	3	0	0	1	0	0.0	3	
MCGRADY, Chance.....	1	3	4	1	0	1	2	0.5	2		1	0	1	0	0	0	0	0.0	2	
Total.....	371	684	1055	498	9	383	335	1.1	108		141	283	424	212	2	166	127	1.3	90	
Opponents.....	307	617	924	542	-	274	455	0.6	79		131	253	384	235	6	113	187	0.6	68	

2008-09 Memphis Cumulative Statistics
Memphis Game-by-Game Points-Rebounds-Assists (as of Feb 22, 2009)
All games

Opponent	Date	Score	WL	00	01	02	03	04	05	10	11	12
				TAGGART,S	KEMP,WILL	DOZIER,RO	SALLIE,RO	HENDERSON	ANDERSON,	MCGRADY,C	WITHERSPO	EVANS,TYR
FAIRFIELD	11/15/08	90-63	W	14-12-0	5-1-5	10-5-0	6-0-1	6-2-0	12-1-7	2-0-0	2-1-1	19-5-3
UMASS	11/17/08	80-58	W	7-11-0	5-1-2	18-5-1	0-1-0	1-2-0	15-12-5	0-0-0	9-1-2	19-6-4
vs Chattanooga	11/20/08	83-71	W	16-11-1	0-1-0	18-8-4	3-1-1	2-2-0	6-3-6	DNP	6-3-0	11-5-4
vs Seton Hall	11/21/08	84-70	W	6-3-1	14-2-1	10-5-1	3-4-0	5-10-1	6-2-6	0-0-0	9-8-3	12-7-6
vs Xavier	11/23/08	58-63	L	4-10-0	2-0-1	10-11-1	3-0-0	0-1-0	10-5-4	DNP	4-1-3	12-6-2
MARIST	12/2/08	100-61	W	21-13-1	3-2-2	6-5-1	11-3-1	8-5-0	12-5-0	0-1-0	6-2-3	24-6-4
at GU	12/13/08	70-79	OL	23-10-0	0-0-0	7-11-2	DNP	4-3-1	2-7-1	DNP	7-6-2	20-7-3
UALR	12/17/08	59-51	W	12-5-0	0-1-0	15-5-0	0-0-1	4-4-0	2-4-2	DNP	5-2-0	12-4-4
SYRACUSE	12/20/08	65-72	L	9-13-1	0-1-1	5-8-3	12-1-0	12-5-0	4-4-6	DNP	7-2-0	5-5-2
DREXEL	12/22/08	87-49	W	13-7-0	0-1-1	14-3-1	11-5-2	3-5-0	6-5-3	0-0-0	8-2-2	20-3-4
CINCINNATI	12/29/08	60-45	W	4-4-0	DNP	17-7-1	3-1-1	0-7-0	18-4-2	DNP	4-2-0	14-10-8
NORTHEASTERN	12/31/08	80-48	W	7-3-0	2-0-1	16-8-3	3-2-2	2-5-0	11-1-1	0-0-0	8-3-0	27-2-4
LAMAR	01/03/09	108-75	W	15-4-1	9-1-0	19-7-3	3-1-1	3-6-0	12-10-13	0-2-1	3-2-0	25-3-5
MARSHALL	01/07/09	80-57	W	8-7-0	3-0-2	9-9-1	13-2-1	4-5-0	17-4-5	2-1-0	4-2-1	11-8-2
at UCF	1/10/09	73-66	W	4-6-0	3-0-1	15-4-1	2-2-1	0-2-0	15-7-4	DNP	4-3-0	15-6-5
at Tulsa	01/13/09	55-54	W	6-5-0	5-2-0	1-2-2	0-0-0	2-1-0	5-1-2	DNP	3-1-1	23-4-2
UAB	01/17/09	81-68	W	7-5-0	14-1-3	10-10-1	3-0-0	0-0-0	11-7-5	DNP	0-1-0	24-4-3
RICE	01/21/09	80-52	W	9-3-0	3-1-3	13-9-2	8-2-1	4-5-0	6-1-5	DNP	8-3-3	5-3-5
at Tennessee	01/24/09	54-52	W	8-9-0	5-2-1	4-9-1	0-0-0	0-3-0	10-7-4	DNP	0-0-1	17-8-2
at East Carolina	01/28/09	85-64	W	4-4-0	9-2-5	11-5-5	3-2-0	9-10-0	26-5-8	DNP	DNP	18-6-4
HOUSTON	1/31/09	83-68	W	11-6-0	3-1-2	19-10-2	0-2-0	6-8-0	16-5-2	DNP	DNP	10-7-5
at SMU Mustangs	02/04/09	79-66	W	14-4-0	0-0-0	13-6-3	13-4-1	0-3-0	10-8-5	DNP	DNP	26-4-4
at GONZAGA BULLDOGS	02/07/09	68-50	W	8-7-0	3-0-1	18-10-1	0-0-0	2-4-0	8-8-4	DNP	DNP	22-6-2
TULSA	02/11/09	63-37	W	9-8-0	3-1-2	23-2-1	3-1-0	0-2-0	9-5-5	1-0-0	DNP	13-1-1
at Southern Miss	2/14/09	72-47	W	8-11-0	0-2-1	12-6-0	11-1-2	0-1-0	12-3-3	0-0-0	DNP	19-6-3
SMU MUSTANGS	02/18/09	90-47	W	19-4-1	4-1-1	14-6-3	3-2-1	0-1-1	13-8-3	2-0-0	6-1-1	13-3-5
at UTEP	02/21/09	70-63	W	8-8-0	2-1-2	8-5-2	8-1-0	2-3-0	10-8-2	DNP	0-1-0	25-8-3

Opponent	Date	Score	WL	15	20	31	32
				SIMPKINS,	MACK,DONE	LAIRD,PRE	ROBINSON,
FAIRFIELD	11/15/08	90-63	W	DNP	14-3-0	0-0-0	0-0-0
UMASS	11/17/08	80-58	W	DNP	6-2-0	DNP	DNP
vs Chattanooga	11/20/08	83-71	W	DNP	19-3-4	DNP	2-1-0
vs Seton Hall	11/21/08	84-70	W	DNP	16-2-0	0-0-0	3-2-0
vs Xavier	11/23/08	58-63	L	DNP	9-2-2	DNP	4-1-0
MARIST	12/2/08	100-61	W	DNP	4-1-2	5-0-0	0-1-1
at GU	12/13/08	70-79	OL	0-0-0	7-2-1	DNP	DNP
UALR	12/17/08	59-51	W	0-0-0	9-5-1	DNP	DNP
SYRACUSE	12/20/08	65-72	L	2-0-0	9-3-3	DNP	DNP
DREXEL	12/22/08	87-49	W	2-6-0	10-2-3	0-0-0	DNP
CINCINNATI	12/29/08	60-45	W	0-0-0	0-4-0	DNP	DNP
NORTHEASTERN	12/31/08	80-48	W	0-0-0	2-1-0	2-0-0	DNP
LAMAR	01/03/09	108-75	W	2-4-0	14-5-2	3-0-0	DNP
MARSHALL	01/07/09	80-57	W	0-2-0	8-1-0	1-0-0	DNP
at UCF	1/10/09	73-66	W	4-2-0	11-2-0	DNP	DNP
at Tulsa	01/13/09	55-54	W	1-0-0	9-4-0	DNP	DNP
UAB	01/17/09	81-68	W	1-0-0	11-3-0	DNP	DNP
RICE	01/21/09	80-52	W	7-7-0	14-0-1	3-0-1	DNP
at Tennessee	01/24/09	54-52	W	0-0-0	10-2-2	DNP	DNP
at East Carolina	01/28/09	85-64	W	0-0-0	5-1-2	0-0-0	DNP
HOUSTON	1/31/09	83-68	W	DNP	18-1-2	0-1-0	DNP
at SMU Mustangs	02/04/09	79-66	W	DNP	3-0-2	DNP	DNP
at GONZAGA BULLDOGS	02/07/09	68-50	W	DNP	7-2-1	DNP	DNP
TULSA	02/11/09	63-37	W	DNP	0-2-3	2-1-0	DNP
at Southern Miss	2/14/09	72-47	W	DNP	10-3-2	0-0-0	DNP
SMU MUSTANGS	02/18/09	90-47	W	DNP	15-2-1	1-1-0	DNP
at UTEP	02/21/09	70-63	W	DNP	7-1-1	DNP	DNP

2008-09 Memphis Cumulative Statistics
 Memphis Game-by-Game Highs (as of Feb 22, 2009)
 All games

Opponent	Date	Score	WL	POINTS	REBOUNDS	ASSISTS	STEALS	BLOCKED SHOTS
FAIRFIELD	11/15/08	90-63	W	19-EVANS, Tyreke	12-TAGGART, Shaw	7-ANDERSON, Ant	4-KEMP, Willie	1-SALLIE, Robur TAGGART, Shaw
UMASS	11/17/08	80-58	W	19-EVANS, Tyreke	12-ANDERSON, Ant	5-ANDERSON, Ant	5-EVANS, Tyreke	4-DOZIER, Rober
vs Chattanooga	11/20/08	83-71	W	19-MACK, Doneal	11-TAGGART, Shaw	6-ANDERSON, Ant	3-TAGGART, Shaw EVANS, Tyreke DOZIER, Rober	2-TAGGART, Shaw DOZIER, Rober
vs Seton Hall	11/21/08	84-70	W	16-MACK, Doneal	10-HENDERSON-NIL	6-EVANS, Tyreke	4-ANDERSON, Ant	2-WITHERSPOON, ANDERSON, Ant
vs Xavier	11/23/08	58-63	L	12-EVANS, Tyreke	11-DOZIER, Rober	4-ANDERSON, Ant	2-MACK, Doneal	4-TAGGART, Shaw
MARIST	12/2/08	100-61	W	24-EVANS, Tyreke	13-TAGGART, Shaw	4-EVANS, Tyreke	3-EVANS, Tyreke	6-TAGGART, Shaw
at GU	12/13/08	70-79	OL	23-TAGGART, Shaw	11-DOZIER, Rober	3-EVANS, Tyreke	3-WITHERSPOON, EVANS, Tyreke	1-MACK, Doneal EVANS, Tyreke
UALR	12/17/08	59-51	W	15-DOZIER, Rober	5-DOZIER, Rober MACK, Doneal TAGGART, Shaw	4-EVANS, Tyreke	2-DOZIER, Rober EVANS, Tyreke	2-TAGGART, Shaw
SYRACUSE	12/20/08	65-72	L	12-SALLIE, Robur HENDERSON-NIL	13-TAGGART, Shaw	6-ANDERSON, Ant	2-SALLIE, Robur EVANS, Tyreke	3-DOZIER, Rober
DREXEL	12/22/08	87-49	W	20-EVANS, Tyreke	7-TAGGART, Shaw	4-EVANS, Tyreke	2-EVANS, Tyreke ANDERSON, Ant	7-TAGGART, Shaw
CINCINNATI	12/29/08	60-45	W	18-ANDERSON, Ant	10-EVANS, Tyreke	8-EVANS, Tyreke	3-EVANS, Tyreke	2-EVANS, Tyreke
NORTHEASTERN	12/31/08	80-48	W	27-EVANS, Tyreke	8-DOZIER, Rober	4-EVANS, Tyreke	7-EVANS, Tyreke	1-EVANS, Tyreke HENDERSON-NIL MACK, Doneal DOZIER, Rober
LAMAR	01/03/09	108-75	W	25-EVANS, Tyreke	10-ANDERSON, Ant	13-ANDERSON, Ant	4-EVANS, Tyreke	3-HENDERSON-NIL
MARSHALL	01/07/09	80-57	W	17-ANDERSON, Ant	9-DOZIER, Rober	5-ANDERSON, Ant	1-EVANS, Tyreke ANDERSON, Ant SALLIE, Robur DOZIER, Rober	3-SIMPKINS, Mat
at UCF	1/10/09	73-66	W	15-EVANS, Tyreke ANDERSON, Ant DOZIER, Rober	7-ANDERSON, Ant	5-EVANS, Tyreke	2-EVANS, Tyreke	1-DOZIER, Rober TAGGART, Shaw SIMPKINS, Mat WITHERSPOON, MACK, Doneal
at Tulsa	01/13/09	55-54	W	23-EVANS, Tyreke	5-TAGGART, Shaw	2-EVANS, Tyreke DOZIER, Rober ANDERSON, Ant	5-KEMP, Willie	1-HENDERSON-NIL TAGGART, Shaw DOZIER, Rober ANDERSON, Ant
UAB	01/17/09	81-68	W	24-EVANS, Tyreke	10-DOZIER, Rober	5-ANDERSON, Ant	2-MACK, Doneal ANDERSON, Ant KEMP, Willie	2-DOZIER, Rober
PRICE	01/21/09	80-52	W	14-MACK, Doneal	9-DOZIER, Rober	5-ANDERSON, Ant EVANS, Tyreke	5-ANDERSON, Ant	1-TAGGART, Shaw WITHERSPOON, DOZIER, Rober
at Tennessee	01/24/09	54-52	W	17-EVANS, Tyreke	9-DOZIER, Rober TAGGART, Shaw	4-ANDERSON, Ant	1-KEMP, Willie TAGGART, Shaw HENDERSON-NIL MACK, Doneal ANDERSON, Ant	2-DOZIER, Rober TAGGART, Shaw
at East Carolina	01/28/09	85-64	W	26-ANDERSON, Ant	10-HENDERSON-NIL	8-ANDERSON, Ant	3-KEMP, Willie	3-DOZIER, Rober
HOUSTON	1/31/09	83-68	W	19-DOZIER, Rober	10-DOZIER, Rober	5-EVANS, Tyreke	3-DOZIER, Rober	3-MACK, Doneal

2008-09 Memphis Cumulative Statistics
 Memphis Game-by-Game Highs (as of Feb 22, 2009)
 All games

Opponent	Date	Score	WL	POINTS	REBOUNDS	ASSISTS	STEALS	BLOCKED SHOTS
at SMU Mustangs	02/04/09	79-66	W	26-EVANS, Tyreke	8-ANDERSON, Ant	5-ANDERSON, Ant	3-ANDERSON, Ant	3-DOZIER, Rober
at GONZAGA BULLDOGS	02/07/09	68-50	W	22-EVANS, Tyreke	10-DOZIER, Rober	4-ANDERSON, Ant	1-EVANS, Tyreke	3-TAGGART, Shaw
							MACK, Doneal	
							ANDERSON, Ant	
							KEMP, Willie	
							HENDERSON-NIL	
							TAGGART, Shaw	
							DOZIER, Rober	
TULSA	02/11/09	63-37	W	23-DOZIER, Rober	8-TAGGART, Shaw	5-ANDERSON, Ant	4-ANDERSON, Ant	3-DOZIER, Rober
at Southern Miss	2/14/09	72-47	W	19-EVANS, Tyreke	11-TAGGART, Shaw	3-ANDERSON, Ant	2-SALLIE, Robur	2-MACK, Doneal
						EVANS, Tyreke		
SMU MUSTANGS	02/18/09	90-47	W	19-TAGGART, Shaw	8-ANDERSON, Ant	5-EVANS, Tyreke	3-DOZIER, Rober	3-DOZIER, Rober
								EVANS, Tyreke
at UTEP	02/21/09	70-63	W	25-EVANS, Tyreke	8-EVANS, Tyreke	3-EVANS, Tyreke	2-KEMP, Willie	3-EVANS, Tyreke
					ANDERSON, Ant		ANDERSON, Ant	
					TAGGART, Shaw			

2008-09 Memphis Cumulative Statistics
 Memphis Team High/Low Analysis (as of Feb 22, 2009)
 All games

Memphis - TEAM GAME HIGHS

POINTS.....	108	vs Lamar (01/03/09)
	100	vs Marist (12/2/08)
	90	vs SMU Mustangs (02/18/09)
	90	vs Fairfield (11/15/08)
	87	vs Drexel (12/22/08)
FIELD GOALS MADE.....	42	vs Lamar (01/03/09)
	38	vs Marist (12/2/08)
FIELD GOAL ATTEMPTS.....	79	vs Lamar (01/03/09)
	78	at GU (12/13/08)
FIELD GOAL PERCENTAGE.....	.548 (34-62)	at East Carolina (01/28/09)
	.532 (42-79)	vs Lamar (01/03/09)
3 PT FIELD GOALS MADE.....	12	vs Lamar (01/03/09)
	10	vs Drexel (12/22/08)
3 PT FG ATTEMPTS.....	33	vs Syracuse (12/20/08)
	30	vs Lamar (01/03/09)
3 PT FG PERCENTAGE.....	.563 (9-16)	vs UAB (01/17/09)
	.529 (9-17)	vs Marist (12/2/08)
FREE THROWS MADE.....	36	vs SMU Mustangs (02/18/09)
	31	vs Northeastern (12/31/08)
FREE THROW ATTEMPTS.....	46	vs Seton Hall (11/21/08)
	40	vs SMU Mustangs (02/18/09)
	40	vs UALR (12/17/08)
FREE THROW PERCENTAGE.....	.900 (36-40)	vs SMU Mustangs (02/18/09)
	.900 (9-10)	vs Houston (1/31/09)
REBOUNDS.....	53	at GU (12/13/08)
	48	vs UMass (11/17/08)
ASSISTS.....	26	vs Lamar (01/03/09)
	24	at East Carolina (01/28/09)
STEALS.....	18	vs Northeastern (12/31/08)
	16	vs Tulsa (02/11/09)
	16	vs Fairfield (11/15/08)
BLOCKED SHOTS.....	14	vs Marist (12/2/08)
	13	vs Drexel (12/22/08)
TURNOVERS.....	20	vs Syracuse (12/20/08)
	20	at GU (12/13/08)
FOULS.....	25	vs Lamar (01/03/09)
	24	at GU (12/13/08)
	24	vs Xavier (11/23/08)

2008-09 Memphis Cumulative Statistics
 Memphis High/Low Analysis (as of Feb 22, 2009)
 All games

Opponent - GAME HIGHS

POINTS.....	79	at GU (12/13/08)
	75	vs Lamar (01/03/09)
	72	vs Syracuse (12/20/08)
	71	vs Chattanooga (11/20/08)
	70	vs Seton Hall (11/21/08)
FIELD GOALS MADE.....	27	vs Syracuse (12/20/08)
	26	at SMU Mustangs (02/04/09)
FIELD GOAL ATTEMPTS.....	71	vs Lamar (01/03/09)
	66	vs UMass (11/17/08)
FIELD GOAL PERCENTAGE.....	.500 (24-48)	vs Fairfield (11/15/08)
	.474 (27-57)	vs Syracuse (12/20/08)
3 PT FIELD GOALS MADE.....	11	at East Carolina (01/28/09)
	11	vs Chattanooga (11/20/08)
3 PT FG ATTEMPTS.....	27	vs Chattanooga (11/20/08)
	25	at East Carolina (01/28/09)
3 PT FG PERCENTAGE.....	.545 (6-11)	vs Rice (01/21/09)
	.529 (9-17)	at SMU Mustangs (02/04/09)
FREE THROWS MADE.....	27	at GU (12/13/08)
	25	vs Xavier (11/23/08)
FREE THROW ATTEMPTS.....	37	vs Xavier (11/23/08)
	36	at GU (12/13/08)
FREE THROW PERCENTAGE.....	.882 (15-17)	vs Houston (1/31/09)
	.875 (7-8)	vs Tulsa (02/11/09)
REBOUNDS.....	49	vs UMass (11/17/08)
	44	vs Xavier (11/23/08)
ASSISTS.....	19	vs Fairfield (11/15/08)
	17	at SMU Mustangs (02/04/09)
STEALS.....	10	vs Houston (1/31/09)
	10	vs Syracuse (12/20/08)
BLOCKED SHOTS.....	8	at Tulsa (01/13/09)
	7	at GU (12/13/08)
TURNOVERS.....	26	vs Fairfield (11/15/08)
	25	vs Northeastern (12/31/08)
FOULS.....	28	vs UAB (01/17/09)
	28	vs Seton Hall (11/21/08)

2008-09 Memphis Cumulative Statistics
 Memphis High/Low Analysis (as of Feb 22, 2009)
 All games

Memphis - GAME LOWS

POINTS.....	54	at Tennessee (01/24/09)
	55	at Tulsa (01/13/09)
	58	vs Xavier (11/23/08)
	59	vs UALR (12/17/08)
	60	vs Cincinnati (12/29/08)
FIELD GOALS MADE.....	15	vs UALR (12/17/08)
	18	vs Xavier (11/23/08)
FIELD GOAL ATTEMPTS.....	45	vs UALR (12/17/08)
	49	at Southern Miss (2/14/09)
FIELD GOAL PERCENTAGE.....	.327 (18-55)	vs Xavier (11/23/08)
	.333 (15-45)	vs UALR (12/17/08)
3 PT FIELD GOALS MADE.....	2	vs UMass (11/17/08)
	2	vs Cincinnati (12/29/08)
3 PT FG ATTEMPTS.....	9	at Tulsa (01/13/09)
	13	vs Northeastern (12/31/08)
3 PT FG PERCENTAGE.....	.105 (2-19)	vs UMass (11/17/08)
	.111 (2-18)	vs Cincinnati (12/29/08)
FREE THROWS MADE.....	9	at East Carolina (01/28/09)
	9	vs Houston (1/31/09)
FREE THROW ATTEMPTS.....	10	vs Houston (1/31/09)
	13	vs Syracuse (12/20/08)
FREE THROW PERCENTAGE.....	.440 (11-25)	at Tulsa (01/13/09)
	.500 (15-30)	vs Xavier (11/23/08)
REBOUNDS.....	25	at Tulsa (01/13/09)
	26	vs Tulsa (02/11/09)
ASSISTS.....	7	at Tulsa (01/13/09)
	8	vs UALR (12/17/08)
STEALS.....	4	vs Marshall (01/07/09)
	4	at Southern Miss (2/14/09)
BLOCKED SHOTS.....	2	vs Fairfield (11/15/08)
	2	at GU (12/13/08)
TURNOVERS.....	6	at East Carolina (01/28/09)
	6	vs Tulsa (02/11/09)
FOULS.....	13	vs Tulsa (02/11/09)
	14	at SMU Mustangs (02/04/09)

2008-09 Memphis Cumulative Statistics
 Memphis High/Low Analysis (as of Feb 22, 2009)
 All games

Opponent - GAME LOWS

POINTS.....	37	vs Tulsa (02/11/09)
	45	vs Cincinnati (12/29/08)
	47	at Southern Miss (2/14/09)
	47	vs SMU Mustangs (02/18/09)
	48	vs Northeastern (12/31/08)
FIELD GOALS MADE.....	12	vs Cincinnati (12/29/08)
	14	vs Tulsa (02/11/09)
FIELD GOAL ATTEMPTS.....	39	vs Tulsa (02/11/09)
	44	vs Rice (01/21/09)
FIELD GOAL PERCENTAGE.....	.261 (12-46)	vs Cincinnati (12/29/08)
	.281 (18-64)	vs Drexel (12/22/08)
3 PT FIELD GOALS MADE.....	1	at Tulsa (01/13/09)
	1	at Southern Miss (2/14/09)
3 PT FG ATTEMPTS.....	5	at Tulsa (01/13/09)
	6	at Southern Miss (2/14/09)
3 PT FG PERCENTAGE.....	.143 (2-14)	vs Xavier (11/23/08)
	.167 (1-6)	at Southern Miss (2/14/09)
FREE THROWS MADE.....	5	at SMU Mustangs (02/04/09)
	7	vs Fairfield (11/15/08)
	7	vs Drexel (12/22/08)
	7	vs Tulsa (02/11/09)
	7	vs SMU Mustangs (02/18/09)
FREE THROW ATTEMPTS.....	8	vs Tulsa (02/11/09)
	11	vs Fairfield (11/15/08)
	11	at SMU Mustangs (02/04/09)
FREE THROW PERCENTAGE.....	.409 (9-22)	at East Carolina (01/28/09)
	.455 (5-11)	at SMU Mustangs (02/04/09)
REBOUNDS.....	20	vs Fairfield (11/15/08)
	25	at GONZAGA BULLDOGS (02/07/09)
ASSISTS.....	5	vs Cincinnati (12/29/08)
	6	vs Houston (1/31/09)
	6	vs Tulsa (02/11/09)
	6	at Southern Miss (2/14/09)
	6	vs SMU Mustangs (02/18/09)
STEALS.....	1	at East Carolina (01/28/09)
	3	vs Chattanooga (11/20/08)
	3	vs UALR (12/17/08)
	3	vs Lamar (01/03/09)
	3	at GONZAGA BULLDOGS (02/07/09)
BLOCKED SHOTS.....	0	vs Chattanooga (11/20/08)
	0	vs Rice (01/21/09)
	0	at GONZAGA BULLDOGS (02/07/09)
TURNOVERS.....	9	vs Marshall (01/07/09)
	9	at Tennessee (01/24/09)
FOULS.....	12	vs Syracuse (12/20/08)
	13	at East Carolina (01/28/09)

2008-09 Memphis Cumulative Statistics
 Memphis Player High/Low Analysis (as of Feb 22, 2009)
 All games

Memphis - INDIVIDUAL GAME HIGHS

POINTS.....	27	EVANS, Tyreke vs Northeastern (12/31/08)
	26	EVANS, Tyreke at SMU Mustangs (02/04/09)
	26	ANDERSON, Antonio at East Carolina (01/28/09)
	25	EVANS, Tyreke at UTEP (02/21/09)
	25	EVANS, Tyreke vs Lamar (01/03/09)
FIELD GOALS MADE.....	11	EVANS, Tyreke vs Lamar (01/03/09)
	10	TAGGART, Shawn at GU (12/13/08)
	10	EVANS, Tyreke vs Marist (12/2/08)
FIELD GOAL ATT.....	24	EVANS, Tyreke at GU (12/13/08)
	19	EVANS, Tyreke at Tulsa (01/13/09)
FG PCT (min 5 made).....	.769 (10-13)	EVANS, Tyreke vs Marist (12/2/08)
	.750 (6-8)	DOZIER, Robert at SMU Mustangs (02/04/09)
	.750 (6-8)	DOZIER, Robert vs Chattanooga (11/20/08)
3 PT FG MADE.....	5	MACK, Doneal vs Houston (1/31/09)
	5	MACK, Doneal vs Chattanooga (11/20/08)
3 PT FG ATTEMPTS.....	10	MACK, Doneal vs Syracuse (12/20/08)
	9	MACK, Doneal vs Lamar (01/03/09)
	9	MACK, Doneal vs Chattanooga (11/20/08)
3-PT FG PCT (min 2 made).....	1.000 (3-3)	SALLIE, Roburt at Southern Miss (2/14/09)
	1.000 (2-2)	EVANS, Tyreke at Tulsa (01/13/09)
	1.000 (2-2)	DOZIER, Robert vs Drexel (12/22/08)
FREE THROWS MADE.....	10	DOZIER, Robert vs Northeastern (12/31/08)
	9	TAGGART, Shawn vs SMU Mustangs (02/18/09)
	9	ANDERSON, Antonio vs SMU Mustangs (02/18/09)
	9	EVANS, Tyreke vs UAB (01/17/09)
	9	DOZIER, Robert vs UALR (12/17/08)
FREE THROW ATT.....	12	EVANS, Tyreke vs UAB (01/17/09)
	12	DOZIER, Robert vs UALR (12/17/08)
FT PCT (min 3 made).....	1.000 (10-10)	DOZIER, Robert vs Northeastern (12/31/08)
	1.000 (9-9)	ANDERSON, Antonio vs SMU Mustangs (02/18/09)
	1.000 (8-8)	TAGGART, Shawn vs Drexel (12/22/08)
	1.000 (6-6)	KEMP, Willie vs Seton Hall (11/21/08)
	1.000 (6-6)	EVANS, Tyreke vs Seton Hall (11/21/08)
	1.000 (5-5)	EVANS, Tyreke vs SMU Mustangs (02/18/09)
	1.000 (5-5)	ANDERSON, Antonio vs Houston (1/31/09)
	1.000 (5-5)	ANDERSON, Antonio at Tennessee (01/24/09)
	1.000 (5-5)	DOZIER, Robert vs Rice (01/21/09)
	1.000 (4-4)	TAGGART, Shawn at UTEP (02/21/09)
	1.000 (4-4)	ANDERSON, Antonio at Southern Miss (2/14/09)
	1.000 (4-4)	TAGGART, Shawn at Southern Miss (2/14/09)
	1.000 (4-4)	DOZIER, Robert vs Tulsa (02/11/09)
	1.000 (4-4)	TAGGART, Shawn at GONZAGA BULLDOGS (02/07/09)
	1.000 (4-4)	ANDERSON, Antonio vs Rice (01/21/09)
	1.000 (4-4)	ANDERSON, Antonio vs Syracuse (12/20/08)
	1.000 (4-4)	ROBINSON, Jeff vs Xavier (11/23/08)
	1.000 (4-4)	DOZIER, Robert vs Seton Hall (11/21/08)
	1.000 (4-4)	MACK, Doneal vs Seton Hall (11/21/08)
	1.000 (4-4)	DOZIER, Robert vs UMass (11/17/08)
	1.000 (4-4)	ANDERSON, Antonio vs Fairfield (11/15/08)
	1.000 (3-3)	SALLIE, Roburt vs Rice (01/21/09)
	1.000 (3-3)	EVANS, Tyreke vs Drexel (12/22/08)
	1.000 (3-3)	EVANS, Tyreke vs Chattanooga (11/20/08)
REBOUNDS.....	13	TAGGART, Shawn vs Syracuse (12/20/08)

ASSISTS.....	13	TAGGART, Shawn vs Marist (12/2/08)
	13	ANDERSON, Antonio vs Lamar (01/03/09)
	8	ANDERSON, Antonio at East Carolina (01/28/09)
	8	EVANS, Tyreke vs Cincinnati (12/29/08)
STEALS.....	7	EVANS, Tyreke vs Northeastern (12/31/08)
	5	ANDERSON, Antonio vs Rice (01/21/09)
	5	KEMP, Willie at Tulsa (01/13/09)
	5	EVANS, Tyreke vs UMass (11/17/08)
BLOCKED SHOTS.....	7	TAGGART, Shawn vs Drexel (12/22/08)
	6	TAGGART, Shawn vs Marist (12/2/08)
TURNOVERS.....	7	EVANS, Tyreke vs Cincinnati (12/29/08)
	6	EVANS, Tyreke vs Syracuse (12/20/08)
	6	EVANS, Tyreke vs UMass (11/17/08)
FOULS.....	5	TAGGART, Shawn at Tennessee (01/24/09)
	5	EVANS, Tyreke vs Rice (01/21/09)
	5	DOZIER, Robert at Tulsa (01/13/09)
	5	HENDERSON-NILES, P. vs Lamar (01/03/09)
	5	HENDERSON-NILES, P. vs Cincinnati (12/29/08)
	5	WITHERSPOON, Wesley vs UALR (12/17/08)
	5	DOZIER, Robert at GU (12/13/08)
	5	MACK, Doneal vs Xavier (11/23/08)
	5	SALLIE, Roburt vs Seton Hall (11/21/08)

2008-09 Memphis Cumulative Statistics
 Memphis High/Low Analysis (as of Feb 22, 2009)
 All games

OPPONENT INDIVIDUAL GAME HIGHS

POINTS.....	35	COLEMAN, Aubrey vs Houston (1/31/09)
	32	Jeremy Hazell vs Seton Hall (11/21/08)
	27	Stephen McDowell vs Chattanooga (11/20/08)
	26	DELANEY III, Paul vs UAB (01/17/09)
	26	Hawthorne, Tramayne vs Drexel (12/22/08)
FIELD GOALS MADE.....	11	JACKSON, Stefon at UTEP (02/21/09)
	11	COLEMAN, Aubrey vs Houston (1/31/09)
FIELD GOAL ATT.....	28	COLEMAN, Aubrey vs Houston (1/31/09)
	25	JACKSON, Stefon at UTEP (02/21/09)
FG PCT (min 5 made).....	1.000 (7-7)	Adako, Manny vs Northeastern (12/31/08)
	.714 (5-7)	Harper, Charlie vs Lamar (01/03/09)
3 PT FG MADE.....	7	Stephen McDowell vs Chattanooga (11/20/08)
	6	Hawthorne, Tramayne vs Drexel (12/22/08)
3 PT FG ATTEMPTS.....	14	Jeremy Hazell vs Seton Hall (11/21/08)
	13	Stephen McDowell vs Chattanooga (11/20/08)
3-PT FG PCT (min 2 made).....	1.000 (3-3)	DOWNES, Micah at GONZAGA BULLDOGS (02/07/09)
	1.000 (2-2)	Nero, Greg vs Fairfield (11/15/08)
	1.000 (2-2)	Edney, Warren vs Fairfield (11/15/08)
FREE THROWS MADE.....	12	DELANEY III, Paul vs UAB (01/17/09)
	11	COLEMAN, Aubrey vs Houston (1/31/09)
FREE THROW ATT.....	13	DELANEY III, Paul vs UAB (01/17/09)
	12	COLEMAN, Aubrey vs Houston (1/31/09)
	12	Monroe, Greg at GU (12/13/08)
	12	Jeremy Hazell vs Seton Hall (11/21/08)
FT PCT (min 3 made).....	1.000 (10-10)	Terrell Holloway vs Xavier (11/23/08)
	1.000 (5-5)	Dawkins, Kenny vs Lamar (01/03/09)
	1.000 (5-5)	Eugene Harvey vs Seton Hall (11/21/08)
	1.000 (4-4)	JORDAN, Jerome vs Tulsa (02/11/09)
	1.000 (4-4)	ZONDERVAN, Kenrick at UCF (1/10/09)
	1.000 (4-4)	Wright, Chris at GU (12/13/08)
	1.000 (3-3)	McThay, Brandon vs Lamar (01/03/09)
REBOUNDS.....	19	GAFFNEY, Tony vs UMass (11/17/08)
	16	Nicchaeus Doaks vs Chattanooga (11/20/08)
ASSISTS.....	8	YOUNG, Brock at East Carolina (01/28/09)
	7	STONE, Julyan at UTEP (02/21/09)
	7	Han, Jonathan vs Fairfield (11/15/08)
STEALS.....	3	BISHOP, Rashad vs Cincinnati (12/29/08)
	3	Harris, Jamie vs Drexel (12/22/08)
	3	FLYNN, Jonny vs Syracuse (12/20/08)
	3	RAUTINS, Andy vs Syracuse (12/20/08)
	3	Parris, Javon vs Marist (12/2/08)
	3	Dante' Jackson vs Xavier (11/23/08)
	3	GAFFNEY, Tony vs UMass (11/17/08)
BLOCKED SHOTS.....	5	GAFFNEY, Tony vs UMass (11/17/08)
	4	JORDAN, Jerome at Tulsa (01/13/09)
TURNOVERS.....	12	Han, Jonathan vs Fairfield (11/15/08)
	7	McCOY, Paul vs SMU Mustangs (02/18/09)
	7	GATES, Yancy vs Cincinnati (12/29/08)
FOULS.....	5	NYAKUNDI, Robert vs SMU Mustangs (02/18/09)
	5	OTIS, Frank vs SMU Mustangs (02/18/09)
	5	LINO, Gustavo at Southern Miss (2/14/09)
	5	PERKA, Aleks vs Rice (01/21/09)
	5	KINNARD, Lawrence vs UAB (01/17/09)
	5	TONEY, Channing vs UAB (01/17/09)
	5	Brown, Jay vs Lamar (01/03/09)

HEAD - COACH - JOHN - CALIPARI

TOP COACHING STARTS BY VICTORIES

17 SEASONS

No.	Coach, School(s)	Years	W-L
1.	Roy Williams, Kansas, UNC	1989-2005	470-116
2.	John Calipari*** <i>UMass, Memphis</i>	1989-96 2001-09	432-138
t.	Denny Crum, Louisville	1972-88	412-139
4.	Jim Boenheim, Syracuse	1977-93	411-133
5.	Nolan Richardson, Tulsa, Arkansas	1981-97	409-146
6.	Tubby Smith, Tulsa, Georgia, Kentucky, Minnesota	1992-2008	407-159
7.	Jerry Tarkanian, Long Beach St., UNLV	1969-85	403-93
8.	John Thompson, Georgetown	1973-89	399-135
9.	Rick Pitino, Boston U., Providence Ky., Louisville	1979-83 1986-87, 1990-97, 2002-03	396-144
10.	Bob Huggins, Walsh, Akron, Cincinnati	1981-98	388-148

*** Calipari begins his 17th season as a collegiate head coach in 2008-09

16 SEASONS

No.	Coach, School(s)	Years	W-L
1.	Roy Williams, Kansas, UNC	1989-2004	437-112
2.	John Calipari <i>UMass, Memphis</i>	1989-96 2001-08	408-135
3.	Jim Boenheim, Syracuse	1977-92	391-124
t.	Nolan Richardson, Tulsa, Arkansas	1981-96	391-132
5.	Denny Crum, Louisville	1972-87	388-128
6.	Tubby Smith, Tulsa, Georgia, Kentucky	1992-2007	387-145
7.	Jerry Tarkanian, Long Beach St., UNLV	1969-84	375-89
8.	Rick Pitino, Boston U., Providence, Ky., Louisville	1979-83 1986-87, 1990-97, 2002	371-137
9.	John Thompson, Georgetown	1973-88	370-130
10.	Billy Tubbs, Texas St., Lamar, Oklahoma	1972-73 1977-90	363-153

15 SEASONS

No.	Coach, School(s)	Years	W-L
1.	Roy Williams, Kansas	1989-2003	418-101
2.	Nolan Richardson, Tulsa, Arkansas	1981-95	371-119
3.	John Calipari <i>UMass, Memphis</i>	1989-96 2001-07	370-133
t.	Denny Crum, Louisville	1972-86	370-114
5.	Jim Boenheim, Syracuse	1977-91	369-114
6.	Tubby Smith, Tulsa, Georgia, Kentucky	1992-2006	365-133
7.	Rick Pitino, Boston U., Providence, Kentucky	1979-83 1986-87, 1990-97	352-124
8.	John Thompson, Georgetown	1973-87	350-120
9.	Everett Case North Carolina St.	1947-61	347-105
10.	Jerry Tarkanian, Long Beach St., UNLV	1969-83	346-83

2008 NAISMITH COACH OF THE YEAR

9TH YEAR AT MEMPHIS IN 2008-09 243-68 RECORD AT MEMPHIS 436-139 OVERALL RECORD



- Before Calipari arrived, Memphis basketball had a zero graduation rate.
- Has had 15 of last 18 seniors earn their degrees
- One of only two coaches to win Naismith Award twice since the honor's inception in 1987 (Krzyzewski is the other)
- Became winningest coach in school history with his 221st win vs. UMass Nov. 17; moved past Larry Finch, who had 220 wins; Calipari now has 243 wins
- Coached his 300th game at Memphis vs. Tulsa Jan. 13
- 2007-08 C-USA Coach of the Year
- 2008 Henry Iba Award and Jim Phelan Award finalist (both are National Coach of the Year honors)
- Winningest head coach in NCAA Division I history in three-year span (2006-08) with 104 victories (104-10 record)
- Directed the Tigers to an NCAA Division I record for most wins in a season with 38 victories in 2007-08
- Second-winningest head coach in NCAA Division I history in two-year span (2007-08) with 71 victories (71-6 record); Montana State's Ott Romney won 72 games in 1927-28
- Led Tigers to program's first No. 1 national ranking since 1982-83
- Guided program to first NCAA championship game appearance since 1973 and first NCAA Final Four since 1985
- The second of three coaches in NCAA Division I history to record three-straight 30-win seasons (Rupp and Howland are the others)
- One of three coaches in NCAA Division I history to direct two different schools to a No. 1 seed (Memphis in 2006; UMass in 1996); Roy Williams and Bill Self are the others
- Has five 30-win seasons, the fourth-most by a head coach in NCAA Division I history
- One of five coaches in NCAA history to direct two different programs to a No. 1 ranking; joins Frank McGuire, Ralph Miller, Eddie Sutton and Roy Williams

- Recorded his 400th win as a college head coach when the Tigers defeated Tulane Feb. 20, 2008; now has 436 wins
- One of two coaches in NCAA Division I history to win 400 games in the first 16 seasons as a head coach; Roy Williams is the other coach to do so
- Guided Memphis to three-consecutive NCAA Tournament Elite Eight appearances; the first time in school history that has been accomplished
- Directed the Tigers to the 2007-08 C-USA regular season crown; first time in school history that the program won three-consecutive

- outright league regular season titles
- Guided Memphis to the 2007-08 C-USA Tournament title; first time in school history that the program has won three-consecutive league tournament titles
- Has won nine league regular season championships (4 at Memphis in 2003-04, 2005-06, 2006-07, 2007-08; 5 at UMass from 1992-96)
- Has won eight conference tournament titles (3 at Memphis from 2006-08; 5 at UMass from 1992-96)
- Has led Memphis to eight-straight 20-win seasons and is the only coach in Tiger history to do so in each of his first eight seasons
- Has led Memphis to eight-straight postseasons and is the only coach in Tiger history to do so in each of his first eight years
- Has led teams (Memphis and UMass) to the postseason 15 of 16 years; only his first UMass team did not make the postseason
- 2006-07 USBWA District 4 Coach of the Year
- 2007 Phelan National Coach of the Year finalist
- 2005-06 C-USA Coach of the Year
- 2003-04 NABC District 7 Coach of the Year
- 2004 National Italian American Sports Hall of Fame inductee
- 2004-05 UMass Athletic Hall of Fame inductee
- Annually gives \$40,000 to the University of Memphis through his restaurant, Cal's Championship Steakhouse
- Gave \$100,000 in the spring of 2004 to the University to help endow athletic scholarships
- Helped start the Y.E.S. (Youth Education through Sports), which is designed to educate middle school students about the importance of academics and athletics
- Received 2004 Tennessee Health Association's Better Life Award (for his work with patients and staff at St. Peter Villa)

JOHN CALIPARI CAREER RECORD

Season	Team	Overall		Conference		Accomplishments
		W-L	Pct.	W-L	Pct.	
1988-89	UMass	10-18	.357	5-13	.278	
1989-90	UMass	17-14	.548	10-8	.558	NIT
1990-91	UMass	20-13	.606	10-8	.558	NIT Final Four
1991-92	UMass	30-5	.857	13-3	.824	A-10 Champ (R/T); NCAA Sweet 16
1992-93	UMass	24-7	.774	11-3	.786	A-10 Champ (R/T); NCAA 2nd Rd.
1993-94	UMass	28-7	.800	14-2	.875	A-10 Champ (R/T); NCAA 2nd Rd.
1994-95	UMass	29-5	.853	13-3	.813	A-10 Champ (R/T); NCAA Elite 8
1995-96	UMass	35-2	.946	15-1	.938	A-10 Champ (R/T); NCAA Final Four
1996-97	NJ Nets	26-56	.317			
1997-98	NJ Nets	43-39	.524			NBA Playoffs
1998-99	NJ Nets	3-17	.150			
2000-01	Memphis	21-15	.583	10-6	.625	NIT Final Four
2001-02	Memphis	27-9	.750	12-4	.750	C-USA Nat'1 Div. Champ; NIT Champ
2002-03	Memphis	23-7	.767	13-3	.813	C-USA Nat'1 Div. Champ; NCAA
2003-04	Memphis	22-8	.733	12-4	.750	C-USA Champ (R); NCAA 2nd Rd.
2004-05	Memphis	22-16	.579	9-7	.563	NIT Final Four
2005-06	Memphis	33-4	.892	13-1	.929	C-USA Champ (R/T); NCAA Elite 8
2006-07	Memphis	33-4	.892	16-0	1.000	C-USA Champ (R/T); NCAA Elite 8
2007-08	Memphis	38-2	.950	16-0	1.000	C-USA Champ (R/T); NCAA Title Game
2008-09	Memphis	24-3	.889	12-0	1.000	Winningest coach in Memphis history
NCAA Totals		436-139	.758	204-66	.756	9 conference titles, 10 NCAAs, 5 NITs
Memphis Totals		243-68	.781	113-25	.819	4 conference titles, 5 NCAAs, 3 NITs
NBA Totals		72-112	.391			

R — denotes conf. regular season title; T — denotes conf. tournament title

UPDATED - PLAYER - BIOS

#0 - SHAWN TAGGART

6-10 - 238 - FORWARD - JUNIOR
RICHMOND, VA. - IOWA STATE UNIV.



- Played in all 27 games, starting 17
- Has shot 89-percent from the free throw line in the last six games
- Ranked among C-USA leaders in rebounding (7th) and blocked shots (4th)
- Posted four double-doubles vs. Fairfield (14-12), Chattanooga (16-11), Marist (21-13) and Georgetown (23-10)
- Has double-figure rebounds in eight-of-27 games
- Scored 20 or more points in two games; Marist and Georgetown
- Was one of five Memphis players to score in doubles figures against SMU
- Scored eight points and grabbed eight rebounds against UTEP
- Had 19 points vs. SMU
- Connected on a career high nine-of-10 free throws against SMU
- Was one of five U of M players to score in double-figures vs. Lamar
- Hit a career-high eight free throws vs. Drexel
- Posted a career-high seven blocks vs. Drexel
- Tied a season-high 13 rebounds against Syracuse
- Posted a career-high 23 points and 10 made field goals vs. Georgetown
- Played a career-high 35 minutes against Georgetown
- Tipped in the game-tying shot to send the Georgetown game to overtime
- Scored his second best career point total of 21 and blocked a career-best six shots vs. Marist
- Grabbed a season-high 13 boards vs. the Red Foxes
- Also set or tied career highs for treys made, treys attempted, FTs made and FTs attempted vs. Marist

2008-09 Game-By-Game Statistics

Date/Opponent	FG-A	3P-A	FT-A	RB	TP	A	TO	B	S	Min
11-15/Fairfield*	7-10	0-0	0-0	12	14	0	1	1	1	26
11-17/UMass*	3-8	0-1	1-1	11	7	0	0	3	0	27
11-20/Chattanooga (PR)*	6-9	0-0	4-7	11	16	1	0	2	3	29
11-21/Seton Hall (PR)*	3-5	0-0	0-4	3	6	1	0	1	3	16
11-23/Xavier (PR)*	1-5	0-0	2-3	10	4	0	3	4	0	32
12-2/Marist	6-11	2-3	7-10	13	21	1	0	6	1	22
12-13/at Georgetown	10-17	1-1	2-2	10	23	0	4	0	0	35
12-17/Ark.-Little Rock	3-11	0-3	6-7	5	12	0	0	2	1	24
12-20/Syracuse	4-13	0-3	1-1	13	9	1	2	0	0	29
12-22/Drexel	2-6	1-3	8-8	7	13	0	0	7	0	21
12-29/Cincinnati	2-5	0-0	0-0	4	4	0	3	1	0	21
12-31/Northeastern	2-3	0-0	3-4	3	7	0	0	0	1	18
1-3/Lamar	5-9	0-1	5-7	4	15	1	1	1	0	19
1-7/Marshall*	3-7	0-0	2-2	7	8	0	2	1	0	18
1-10/at UCF	1-6	0-1	2-4	6	4	0	0	1	0	20
1-13/at Tulsa	3-7	0-0	0-0	5	6	0	0	1	1	25
1-17/UAB*	3-7	0-0	1-1	5	7	0	2	0	0	17
1-21/Rice*	4-5	0-0	1-2	3	9	0	1	1	0	12
1-24/at Tennessee*	3-7	0-0	2-4	9	8	0	1	2	1	31
1-28/at East Carolina*	2-5	0-0	0-0	4	4	0	0	1	0	18
1-31/Houston*	5-9	0-0	1-1	6	11	0	1	1	0	22
2-4/at SMU*	4-5	0-0	6-8	4	14	0	2	3	0	25
2-7/at Gonzaga*	2-6	0-0	4-4	7	8	0	0	3	1	30
2-11/Tulsa*	3-9	0-0	3-4	8	9	0	0	0	1	30
2-14/at Southern Miss*	2-2	0-0	4-4	11	8	0	1	0	0	26
2-18/SMU*	5-7	0-0	9-10	4	19	1	2	2	1	26
2-21/at UTEP*	2-7	0-0	4-4	8	8	0	2	2	0	26
2-26/at UAB										
2-28/Southern Miss										
3-4/at Houston										
3-7/Tulane										
3-11/C-USA Tour.										
3-12/C-USA Tour.										
3-13/C-USA Tour.										
3-14/C-USA Tour.										
Totals	96-201	4-16	78-102	193	274	6	28	46	15	645
Pct./Avg.	.478	.250	.765	7.1	10.1	0.2	1.0	1.7	0.6	23.9

* indicates start

Career Highs

Points.....	23 vs. Georgetown (12/13/08)
Rebounds.....	15 vs. UT-Martin (11/5/07)
Field Goals Made.....	10 vs. Georgetown (12/13/08)
Field Goals Attempted.....	17 vs. Georgetown (12/13/05)
Three-Point Field Goals Made.....	2, two times, last vs. Marist (12/2/08)
Three-Point Field Goals Attempted.....	3, three times, last vs. Drexel (12/22/08)
Free Throws Made.....	9 vs. SMU (2/18/09)
Free Throws Attempted.....	10, two times, last vs. SMU (2/18/09)
Assists.....	3, three times, last vs. Siena (1/3/08)
Blocks.....	7 vs. Drexel (12/22/08)
Steals.....	4 vs. Richmond (11/6/07)
Minutes Played.....	35 vs. Georgetown (12/13/08)

Season Highs

Points.....	23 vs. Georgetown (12/13/08)
Rebounds.....	13, two times, last vs. Syracuse (12/20/08)
Field Goals Made.....	10 vs. Georgetown (12/13/08)
Field Goals Attempted.....	17 vs. Georgetown (12/13/08)
Three-Point Field Goals Made.....	2 vs. Marist (12/2/08)
Three-Point Field Goals Attempted.....	3, three times, last vs. Drexel (12/22/08)
Free Throws Made.....	9 vs. SMU (2/18/09)
Free Throws Attempted.....	10, two times, last vs. SMU (2/18/09)
Assists.....	1, five times, last vs. SMU (2/18/09)
Blocks.....	7 vs. Drexel (12/22/08)
Steals.....	3, two times, last vs. Seton Hall (11/21/08)
Minutes Played.....	35 vs. Georgetown (12/13/08)

TAGGART CAREER STATISTICS

Year	GP-GS	Min/Avg	— Total —		— 3-Point —		FT-A	Pct	— Rebounds —			PF-FO	A	TO	B	ST	Pts-Avg
			FG-A	Pct	FG-A	Pct			Off-Def	Tot	Avg						
2005-06*	30-14	531/17.7	64-142	.451	0-2	.000	41-59	.695	54-53	107	3.6	83-5	8	40	8	14	169-5.6
2006-07	— DNP (transfer) —																
2007-08	30-9	500/16.7	73-135	.541	9-20	.450	33-55	.600	49-76	125	4.2	64-2	12	17	28	16	188-6.3
2008-09	27-17	645/23.9	96-201	.478	4-16	.250	78-102	.765	80-113	193	7.1	71-1	6	28	46	15	274-10.1
Total	87-40	1676/19.3	233-478	.487	13-38	.342	152-216	.704	183-242	425	4.9	218-8	26	85	82	45	631-7.3

* Iowa State stat

UPDATED - PLAYER - BIOS

#1 - WILLIE KEMP

6-2 - 184 - GUARD - JUNIOR
BOLIVAR, TENN. - BOLIVAR CENTRAL HS



- Played in 26 games, starting two
- Blocked a shot against SMU, the sixth of his career and first of the 2008-09 season
- Connected on 4-of-4 free throw shots in the last two games
- Matched a season-high five assists against East Carolina
- Matched a season-high two rebounds vs. Tennessee
- Played a career-high 33 minutes vs. UAB
- Matched a season-high 14 points against UAB
- Hit a season-high four three pointers vs. UAB
- Connected on a season-high five field goals against UAB
- Posted a career-high five steals vs. Tulsa
- Connected on a season-high three field goals and three three pointers vs. Lamar
- Matched a season-high in minutes, playing twenty vs. Northeastern
- Scored a season-high 14 points in the win over Seton Hall in the Puerto Rico Tip-Off semifinal
- Was a perfect 6-of-6 FT vs. Seton Hall
- Had a career-high tying four steals vs. Fairfield
- Also dished out five assists (and only one turnover) vs. Fairfield

2008-09 Game-By-Game Statistics

Date/Opponent	FG-A	3P-A	FT-A	RB	TP	A	TO	B	S	Min
11-15/Fairfield*	2-5	0-2	1-3	1	5	5	1	0	4	20
11-17/UMass*	0-4	0-2	5-6	1	5	2	1	0	0	20
11-20/Chattanooga (PR)	0-2	0-2	0-0	1	0	0	1	0	0	7
11-21/Seton Hall (PR)	3-9	2-7	6-6	2	14	1	2	0	0	19
11-23/Xavier (PR)	1-1	0-0	0-2	0	2	1	1	0	0	9
12-2/Marist	1-3	1-3	0-0	2	3	2	0	0	1	18
12-13/at Georgetown	0-0	0-0	0-0	0	0	0	2	0	1	17
12-17/Ark.-Little Rock	0-3	0-3	0-0	1	0	0	0	0	1	18
12-20/Syracuse	0-2	0-2	0-0	1	0	1	0	0	0	7
12-22/Drexel	0-3	0-1	0-0	1	0	1	0	0	0	3
12-29/Cincinnati	— DNP —									
12-31/Northeastern	1-4	0-1	0-0	0	2	1	0	0	1	20
1-3/Lamar	3-5	3-5	0-0	1	9	0	1	0	0	9
1-7/Marshall	1-4	1-4	0-0	0	3	2	1	0	0	13
1-10/at UCF	1-3	1-2	0-0	0	3	1	0	0	0	12
1-13/at Tulsa	2-4	0-0	1-2	2	5	0	0	0	5	22
1-17/UAB	5-8	4-6	0-0	1	14	3	0	0	2	33
1-21/Rice	1-6	1-5	0-2	1	3	3	1	0	1	21
1-24/at Tennessee	2-7	1-3	0-0	2	5	1	1	0	1	17
1-28/at East Carolina	3-4	3-4	0-0	2	9	5	1	0	3	22
1-31/Houston	1-3	1-3	0-0	1	3	2	2	0	0	21
2-4/at SMU	0-3	0-2	0-0	0	0	0	0	0	0	9
2-7/at Gonzaga	1-5	1-5	0-0	0	3	1	0	0	1	16
2-11/Tulsa	1-2	1-2	0-1	1	3	2	0	0	3	18
2-14/at Southern Miss	0-5	0-3	0-0	2	0	1	0	0	0	13
2-18/SMU	1-4	0-3	2-2	1	4	1	1	1	2	18
2-21/at UTEP	0-1	0-1	2-2	1	2	2	0	0	2	11
2-26/at UAB										
2-28/Southern Miss										
3-4/at Houston										
3-7/Tulane										
3-11/C-USA Tour.										
3-12/C-USA Tour.										
3-13/C-USA Tour.										
3-14/C-USA Tour.										
Totals	30-100	20-71	17-26	25	97	38	16	1	28	413
Pct./Avg.	.300	.282	.654	1.0	3.7	1.5	0.6	0.0	1.1	15.9

* indicates start

Career Highs

Points.....	22 vs. Arkansas State (11/20/07)
Rebounds.....	7, two times, last vs. Tulsa (1/24/07)
Field Goals Made.....	8, two times, last vs. Arkansas State (11/20/07)
Field Goals Attempted.....	13 vs. Jackson State (11/16/06)
Three-Point Field Goals Made.....	6, two times, last vs. Arkansas State (11/20/07)
Three-Point Field Goals Attempted.....	9 vs. Cincinnati (1/4/07)
Free Throws Made.....	4 vs. Oklahoma (11/20/06)
Free Throws Attempted.....	7 vs. Oklahoma (11/20/06)
Assists.....	9 vs. Middle Tennessee (12/23/06)
Blocks.....	1, six times, last vs. SMU (2/18/09)
Steals.....	5 vs. Tulsa (1/13/09)
Minutes Played.....	33 vs. UAB (1/17/09)

Season Highs

Points.....	14, two times, last vs. UAB (1/17/09)
Rebounds.....	2, five times, last vs. East Carolina (1/28/09)
Field Goals Made.....	5 vs. UAB (1/17/09)
Field Goals Attempted.....	9 vs. Seton Hall (11/21/08)
Three-Point Field Goals Made.....	4 vs. UAB (1/17/09)
Three-Point Field Goals Attempted.....	7 vs. Seton Hall (11/21/08)
Free Throws Made.....	6 vs. Seton Hall (11/21/08)
Free Throws Attempted.....	6, two times, last vs. Seton Hall (11/21/08)
Assists.....	5, two times, last vs. East Carolina (1/28/09)
Blocks.....	1 vs. SMU (2/18/09)
Steals.....	5 vs. Tulsa (1/13/09)
Minutes Played.....	33 vs. UAB (1/17/09)

KEMP CAREER STATISTICS

Year	GP-GS	Min/Avg	— Total —		— 3-Point —		— Rebounds —			PF-FO	A	TO	B	ST	Pts-Avg		
			FG-A	Pct	FG-A	Pct	FT-A	Pct	Off-Def							Tot	Avg
2006-07	37-36	793/21.4	85-223	.381	51-132	.386	16-39	.410	21-64	85	2.3	55-1	82	48	2	24	237-6.4
2007-08	40-0	552/13.8	67-175	.383	51-139	.367	16-25	.640	9-30	39	1.0	25-0	60	20	3	25	201-5.0
2008-09	26-2	413/15.9	30-100	.300	20-71	.282	17-26	.654	8-17	25	1.0	22-0	38	16	1	28	97-3.7
Total	103-38	1758/17.1	182-498	.365	122-342	.357	49-90	.544	38-111	149	1.4	102-1	180	84	6	77	535-5.2

UPDATED - PLAYER - BIOS

#2 - ROBERT DOZIER

6-9 - 220 - FORWARD - SENIOR
LITHONIA, GA. - LAURINBURG PREP



- Played in all 27 games, starting 25
- Senior class of Dozier, Anderson and Mc-Grady became the winningest class in Memphis history with 128 wins, need six wins to set the NCAA record
- Scored in double-figures in seven of last eight contests
- Ranked among C-USA leaders in scoring (19th), rebounding (12th), field goal pct. (6th) and blocks (5th)
- Surpassed the 1,000 point plateau with five points against Syracuse
- 1,238 points is ranked 21st all-time, needs eight points to move past Orby Arnold at No. 20
- Has 865 career boards, which places him in the No. 8 spot on the Memphis all-time rebounding chart. Needs six rebounds to move past Don Holcomb at No. 16
- Has 212 career blocks, which places him in the No. 6 spot on the Tiger all-time blocked shots list. Needs 13 blocked shots to move past Kelly Wise at No. 5
- Scored in double-figures in 20-of-27 contests
- Tallied double-figure rebounds in four games; Xavier, Georgetown, UAB, Gonzaga and Houston
- Posted four double-doubles; Xavier, UAB, Gonzaga and Houston
- Was one of five Tigers to score in doubles figures against SMU
- Matched his season-high with three steals against SMU
- Tallied his career-high of 23 points vs. Tulsa
- Hit a season-high eight field goals against Tulsa
- Made a career-high of 3-6 three-point field goals vs. Tulsa
- Appeared in a career high 40- minutes vs. Gonzaga, previous high was 39 against Kansas in the 2008 National Championship game.
- Tied a season-high with five steals vs. SMU
- Matched his season-high with 19 points against Houston
- Dished out a career-high five assists vs. East Carolina
- Was one of five U of M players to score in double-figures vs. Lamar
- Hit on a career-high 10-of-10 free throw shots vs. Northeastern
- Tied his previous season-high of 11 rebounds against Georgetown

2008-09 Game-By-Game Statistics

Date/Opponent	FG-A	3P-A	FT-A	RB	TP	A	TO	B	S	Min
11-15/Fairfield*	2-4	1-2	5-6	5	10	0	2	0	2	28
11-17/UMass*	7-15	0-3	4-4	5	18	1	1	4	1	30
11-20/Chattanooga (PR)*	6-8	0-1	6-7	8	18	4	3	2	3	34
11-21/Seton Hall (PR)*	3-7	0-0	4-4	5	10	1	1	0	0	20
11-23/Xavier (PR)*	3-9	2-4	2-6	11	10	1	1	3	1	26
12-2/Marist	3-10	0-0	0-1	5	6	1	2	3	1	19
12-13/at Georgetown*	3-10	1-2	0-2	11	7	2	4	0	1	34
12-17/Ark.-Little Rock*	3-4	0-0	9-12	5	15	0	2	1	2	28
12-20/Syracuse*	2-3	0-0	1-2	8	5	3	2	3	1	23
12-22/Drexel*	6-9	2-2	0-1	3	14	1	2	1	1	30
12-29/Cincinnati*	5-13	1-2	6-9	7	17	1	0	0	0	33
12-31/Northeastern*	3-8	0-1	10-10	8	16	3	2	1	2	35
1-3/Lamar*	8-11	0-1	3-5	7	19	3	1	2	1	29
1-7/Marshall*	4-6	0-1	1-2	9	9	1	3	2	1	29
1-10/at UCF*	6-9	1-2	2-3	4	15	1	1	1	1	34
1-13/at Tulsa*	0-2	0-0	1-2	2	1	2	4	1	2	21
1-17/UAB*	4-7	1-1	1-7	10	10	1	3	2	0	29
1-21/Rice*	4-10	0-3	5-5	9	13	2	2	1	0	19
1-24/at Tennessee*	2-8	0-1	0-0	9	4	1	1	2	0	36
1-28/at East Carolina*	5-9	0-1	1-3	5	11	5	1	3	0	28
1-31/Houston*	8-14	1-3	2-2	10	19	2	4	2	3	38
2-4/at SMU*	6-8	0-1	1-3	6	13	3	2	3	3	36
2-7/at Gonzaga*	7-12	1-2	3-4	10	18	1	4	1	1	40
2-11/Tulsa*	8-14	3-6	4-4	2	23	1	2	3	2	34
2-14/at Southern Miss*	2-3	0-0	8-10	6	12	0	3	0	1	27
2-18/SMU*	4-8	1-2	5-6	6	14	3	2	3	3	32
2-21/at UTEP*	2-5	0-0	4-7	5	8	2	4	1	0	23
2-26/at UAB										
2-28/Southern Miss										
3-4/at Houston										
3-7/Tulane										
3-11/C-USA Tour.										
3-12/C-USA Tour.										
3-13/C-USA Tour.										
3-14/C-USA Tour.										
Totals	116-227	15-41	88-127	181	335	46	59	45	33	795
Pct./Avg.	.511	.366	.693	6.7	12.4	1.7	2.1	1.7	1.3	29.4

* indicates start

Career Highs

Points.....	23 vs. Tulsa (2/11/09)
Rebounds.....	15 vs. Marshall (2/11/06)
Field Goals Made.....	9 vs. Houston (1/30/08)
Field Goals Attempted.....	16 vs. Arizona (12/29/07)
Three-Point Field Goals Made.....	3 vs. Tulsa (2/11/09)
Three-Point Field Goals Attempted.....	6 vs. Tulsa (2/11/09)
Free Throws Made.....	10 vs. Northeastern (12/31/08)
Free Throws Attempted.....	12 vs. UALR (12/17/08)
Assists.....	5 vs. East Carolina (1/28/09)
Blocks.....	5, five times, last vs. East Carolina (1/9/08)
Steals.....	6 vs. Middle Tennessee (12/15/07)
Minutes Played.....	40- vs. Gonzaga (2/7/09)

Season Highs

Points.....	23 vs. Tulsa (2/11/09)
Rebounds.....	11, two times, last vs. Georgetown (12/13/08)
Field Goals Made.....	8, three times, last vs. Tulsa (2/11/09)
Field Goals Attempted.....	15 vs. UMass (11/17/08)
Three-Point Field Goals Made.....	3 vs. Tulsa (2/11/09)
Three-Point Field Goals Attempted.....	6 vs. Tulsa (2/11/09)
Free Throws Made.....	10 vs. Northeastern(12/31/08)
Free Throws Attempted.....	12 vs. UALR (12/17/08)
Assists.....	5 vs. East Carolina (1/28/09)
Blocks.....	4 vs. UMass (11/17/08)
Steals.....	3, four times, last vs. SMU (2/18/09)
Minutes Played.....	40- vs. Gonzaga (2/7/09)

DOZIER CAREER STATISTICS

Year	GP-GS	Min/Avg	— Total —		— 3-Point —		— Rebounds —			PF-FO	A	TO	B	ST	Pts-Avg		
			FG-A	Pct	FG-A	Pct	FT-A	Pct	Off-Def							Tot	Avg
2005-06	37-3	679/18.4	69-171	.404	6-27	.222	63-84	.750	86-117	203	5.5	72-1	22	44	42	21	207-5.6
2006-07	37-36	945/25.5	130-276	.471	12-41	.293	85-134	.634	98-133	231	6.2	107-5	39	70	57	35	357-9.6
2007-08	37-36	962/26.0	125-284	.440	10-33	.303	79-117	.675	97-153	250	6.8	99-3	39	57	68	41	339-9.2
2008-09	27-25	795/29.4	116-227	.511	15-41	.366	88-127	.693	77-104	181	6.7	81-2	46	59	45	33	335-12.4
Total	138-100	3371/24.4	440-958	.459	43-142	.303	315-462	.682	358-507	865	6.3	359-11	146	230	212	130	1,238-9.0

UPDATED - PLAYER - BIOS

#3 - ROBERT SALLIE

6-5 - 200 - GUARD - SOPHOMORE
SACRAMENTO, CALIF. - CC OF SAN FRAN



- Played in 26- of-27 games
- Shooting 56-percent from behind the three-point line in the last six games
- Averaging 7.3 points in the last three games
- Was 3-for-3 behind the arc against Southern Miss
- Scored 11 points for the third time this season against Southern Miss
- Matched his career-high with 13 points vs. SMU
- Tied his career-high with two steals against SMU
- Hit on three-of-three free throws against Rice
- Posted a career-high 13 points vs. Marshall on a career-high 5-of-8 field goals
- Played a career-high 25 minutes against Marshall
- Matched a career-high two steals against Lamar
- Matched a career-high with two assists vs. Northeastern
- Was 3-of-5 from behind the arc vs. Drexel
- Grabbed a career-high five boards against Drexel
- Dished out a career-high two assists vs. Drexel
- Scored 12 points vs. Syracuse
- Made a career-high four three-pointers vs. Syracuse
- Was 3-of-4 from the arc vs. the Red Foxes
- Grabbed four rebounds vs. Seton Hall in the Puerto Rico Tip-Off semifinal

2008-09 Game-By-Game Statistics

Date/Opponent	FG-A	3P-A	FT-A	RB	TP	A	TO	B	S	Min
11-15/Fairfield	2-4	2-4	0-0	0	6	1	1	1	1	8
11-17/UMass	0-3	0-2	0-0	1	0	0	0	0	1	9
11-20/Chattanooga (PR)	1-6	1-6	0-0	1	3	1	1	0	0	15
11-21/Seton Hall (PR)	1-4	0-2	1-2	4	3	0	2	0	1	13
11-23/Xavier (PR)	1-1	1-1	0-0	0	3	0	0	0	0	2
12-2/Marist	4-7	3-4	0-2	3	11	1	0	1	1	15
12-13/at Georgetown	— DNP —									
12-17/Ark.-Little Rock	0-1	0-1	0-0	0	0	1	0	1	0	7
12-20/Syracuse	4-7	4-6	0-0	1	12	0	0	2	2	15
12-22/Drexel	3-7	3-5	2-2	5	11	2	0	1	0	22
12-29/Cincinnati	1-8	1-7	0-0	1	3	1	0	0	0	22
12-31/Northeastern	1-3	1-1	0-0	2	3	2	1	0	1	12
1-3/Lamar	1-5	1-4	0-0	1	3	1	0	0	2	14
1-7/Marshall	5-8	3-5	0-0	2	13	1	0	0	1	25
1-10/at UCF	0-2	0-2	2-2	2	2	1	0	0	1	11
1-13/at Tulsa	0-1	0-0	0-0	0	0	0	0	0	0	6
1-17/UAB	1-2	1-1	0-0	0	3	0	0	0	0	11
1-21/Rice	2-5	1-3	3-3	2	8	1	0	0	0	13
1-24/at Tennessee	0-0	0-0	0-0	0	0	0	1	0	0	2
1-28/at East Carolina	1-3	1-2	0-0	2	3	0	0	0	0	15
1-31/Houston	0-1	0-0	0-0	2	0	0	0	0	0	6
2-4/at SMU	4-6	3-4	2-2	4	13	1	1	0	2	11
2-7/at Gonzaga	0-1	0-1	0-0	0	0	0	0	0	0	4
2-11/Tulsa	1-1	1-1	0-0	1	3	0	0	0	1	14
2-14/at Southern Miss	3-4	3-3	2-2	1	11	2	1	1	2	24
2-18/SMU	1-4	1-3	0-0	2	3	1	0	0	1	16
2-21/at UTEP	3-7	2-6	0-0	1	8	0	0	0	0	18
2-26/at UAB										
2-28/Southern Miss										
3-4/at Houston										
3-7/Tulane										
3-11/C-USA Tour.										
3-12/C-USA Tour.										
3-13/C-USA Tour.										
3-14/C-USA Tour.										
Totals	40-101	33-74	12-15	38	125	17	8	7	17	330
Pct./Avg.	.396	.446	.800	1.5	4.8	0.7	0.3	0.3	0.7	12.7

* indicates start

Career Highs

Points	13, two times, last vs. SMU (2/4/09)
Rebounds	5 vs. Drexel (12/22/08)
Field Goals Made	5 vs. Marshall (1/7/09)
Field Goals Attempted	8, two times, last vs. Marshall (1/7/09)
Three-Point Field Goals Made	4 vs. Syracuse (12/20/08)
Three-Point Field Goals Attempted	7 vs. Cincinnati (12/29/08)
Free Throws Made	3 vs. Rice (1/21/09)
Free Throws Attempted	3 vs. Rice (1/21/09)
Assists	2, three times, last vs. Southern Miss (2/14/09)
Blocks	2 vs. Syracuse (12/20/08)
Steals	2, four times, last vs. Southern Miss (2/14/09)
Minutes Played	25 vs. Marshall (1/7/09)

Season Highs

Points	13, two times, last vs. SMU (2/4/09)
Rebounds	5 vs. Drexel (12/22/08)
Field Goals Made	5 vs. Marshall (1/7/09)
Field Goals Attempted	8, two times, last vs. Marshall (1/7/09)
Three-Point Field Goals Made	4 vs. Syracuse (12/20/08)
Three-Point Field Goals Attempted	7 vs. Cincinnati (12/29/08)
Free Throws Made	3 vs. Rice (1/21/09)
Free Throws Attempted	3 vs. Rice (1/21/09)
Assists	2, three times, last vs. Southern Miss (2/14/09)
Blocks	2 vs. Syracuse (12/20/08)
Steals	2, four times, last vs. Southern Miss (2/14/09)
Minutes Played	25 vs. Marshall (1/7/09)


SALLIE CAREER STATISTICS

Year	GP-GS	Min/Avg	— Total —		— 3-Point —		— Rebounds —			PF-FO	A	TO	B	ST	Pts-Avg		
			FG-A	Pct	FG-A	Pct	Off-Def	Tot	Avg								
2008-09	26-0	330/12.7	40-101	.396	33-74	.446	12-15	.800	12-25	38	1.5	40-1	17	8	7	17	125-4.8

UPDATED - PLAYER - BIOS

#4 - PIERRE HENDERSON-NILES

6-8 - 300 - FORWARD - JUNIOR
MEMPHIS, TENN. - PATTERSON SCHOOL



- Played in all 27 games, starting 10
- Has posted double-figure rebounds in two games; Seton Hall and East Carolina
- Started eight games in a row before coming off the bench against Marshall
- Matched a career-high with 10 rebounds vs. East Carolina was one point shy of a double-double
- Tied a career-high with two blocks vs. Marshall
- Tallied a season-high and matched a career-high in steals with three vs. Northeastern
- Posted a career-high 12 points vs. Syracuse
- Made a career-high five field goals vs. Syracuse
- Appeared in a career-high 27 minutes against UALR.
- Received his first career start vs. Marist
- Scored a career-high eight points vs. Marist and added five boards and one block
- Suffered a knee sprain in the first half of the Puerto Rico Tip-Off title game vs. Xavier; return to play in the second half
- Grabbed a career-high 10 rebounds vs. Seton Hall in the Puerto Rico Tip-Off semifinal
- Had six points and two boards in the season opener vs. Fairfield

2008-09 Game-By-Game Statistics

Date/Opponent	FG-A	3P-A	FT-A	RB	TP	A	TO	B	S	Min
11-15/Fairfield	2-2	0-0	2-2	2	6	0	0	0	0	15
11-17/UMass	0-1	0-0	1-2	2	1	0	1	0	0	13
11-20/Chattanooga (PR)	1-2	0-0	0-0	2	2	0	1	0	0	8
11-21/Seton Hall (PR)	1-7	0-0	3-6	10	5	1	1	0	1	23
11-23/Xavier (PR)	0-0	0-0	0-0	1	0	0	1	0	0	7
12-2/Marist*	4-7	0-0	0-1	5	8	0	3	1	0	19
12-13/at Georgetown*	2-3	0-0	0-0	3	4	1	1	0	0	9
12-17/Ark.-Little Rock*	2-2	0-0	0-0	4	4	0	1	1	1	27
12-20/Syracuse*	5-9	0-0	2-2	5	12	0	1	0	0	23
12-22/Drexel*	1-2	0-0	1-3	5	3	0	0	0	0	14
12-29/Cincinnati*	0-0	0-0	0-0	7	0	0	1	1	0	14
12-31/Northeastern*	0-0	0-0	2-2	5	2	0	1	1	3	20
1-3/Lamar*	1-4	0-0	1-4	6	3	0	2	3	0	12
1-7/Marshall	2-2	0-0	0-0	5	4	0	0	2	0	16
1-10/at UCF*	0-0	0-0	0-1	2	0	0	0	0	0	14
1-13/at Tulsa*	1-1	0-0	0-0	1	2	0	0	1	0	11
1-17/UAB	0-0	0-0	0-0	0	0	0	1	0	0	2
1-21/Rice	2-5	0-0	0-0	5	4	0	0	0	0	16
1-24/at Tennessee	0-1	0-0	0-0	3	0	0	1	0	1	8
1-28/at East Carolina	4-6	0-0	1-3	10	9	0	0	0	1	19
1-31/Houston	3-8	0-0	0-0	8	6	0	1	0	0	17
2-4/at SMU	0-1	0-0	0-0	3	0	0	0	0	1	14
2-7/at Gonzaga	1-2	0-0	0-0	4	2	0	2	0	1	10
2-11/Tulsa	0-0	0-0	0-0	2	0	0	0	0	2	12
2-14/at Southern Miss	0-0	0-0	0-0	1	0	0	1	0	0	7
2-18/SMU	0-0	0-0	0-0	1	0	1	0	0	0	5
2-21/at UTEP	1-1	0-0	0-0	3	2	0	0	0	0	14
2-26/at UAB										
2-28/Southern Miss										
3-4/at Houston										
3-7/Tulane										
3-11/C-USA Tour.										
3-12/C-USA Tour.										
3-13/C-USA Tour.										
3-14/C-USA Tour.										
Totals	33-66	0-0	13-26	105	79	3	20	10	11	369
Pct./Avg.	.500	.000	.500	3.9	2.9	0.1	0.7	0.4	0.4	13.7

* indicates start

Career Highs

Points	12 vs. Syracuse (12/20/08)
Rebounds	10, two times, last vs. East Carolina (1/28/09)
Field Goals Made	5 vs. Syracuse (12/20/08)
Field Goals Attempted	9 vs. Syracuse (12/20/08)
Three-Point Field Goals Made	None
Three-Point Field Goals Attempted	1 vs. UCF (1/31/07)
Free Throws Made	3 vs. Seton Hall (11/21/08)
Free Throws Attempted	6, three times, last vs. Seton Hall (11/21/08)
Assists	1, eight times, last vs. Georgetown (12/13/08)
Blocks	2, two times, last vs. Marshall 1/7/09)
Steals	3, three times, last vs. Northeastern (12/31/08)
Minutes Played	27 vs. UALR (12/17/08)

Season Highs

Points	12 vs. Syracuse (12/20/08)
Rebounds	10, two times, last vs. East Carolina (1/28/09)
Field Goals Made	5 vs. Syracuse (12/20/08)
Field Goals Attempted	9 vs. Syracuse (12/20/08)
Three-Point Field Goals Made	None
Three-Point Field Goals Attempted	None
Free Throws Made	3 vs. Seton Hall (11/21/08)
Free Throws Attempted	6 vs. Seton Hall (11/21/08)
Assists	1, two times, last vs. Georgetown (12/13/08)
Blocks	2 vs. Marshall (1/7/09)
Steals	3 vs. Northeastern (12/31/08)
Minutes Played	27 vs. UALR (12/17/08)

HENDERSON-NILES CAREER STATISTICS

Year	GP-GS	Min/Avg	— Total —		— 3-Point —		— Rebounds —			PF-FO	A	TO	B	ST	Pts-Avg		
			FG-A	Pct	FG-A	Pct	FT-A	Pct	Off-Def							Tot	Avg
2006-07	25-0	185/7.4	16-38	.421	0-1	.000	7-16	.438	20-34	54	2.2	36-1	4	16	9	8	39-1.6
2007-08	26-0	98/3.8	6-15	.400	0-0	.000	5-18	.278	10-11	21	0.8	24-0	2	4	0	2	17-0.7
2008-09	26-10	369/13.7	33-66	.500	0-0	.000	13-26	.500	45-60	105	3.9	53-2	3	20	10	11	79-2.9
Total	77-10	647/8.4	55-119	.462	0-1	.000	25-60	.417	75-105	180	2.3	113-3	8	40	19	21	133-1.8

UPDATED - PLAYER - BIOS

#5 - ANTONIO ANDERSON

6-6 - 214 - GUARD - SENIOR
LYNN, MASS. - LAURINBURG PREP



- Started all 27 games
- Senior class of Anderson, McGrady and Dozier became the winningest class in Memphis history with 128 wins, need six wins to set the NCAA record
- Has started 66 games in a row
- 15 assists away from becoming the first Tiger to score 1,000 points, grab 500 rebounds and dish out 500 assists
- Became only the second Tiger in school history to post a triple-double with 12 points, 10 rebounds and 13 assists vs. Lamar. Anfernee Hardaway posted back-to-back triple-doubles in 1993 against Vanderbilt and Georgia State
- Ranked among C-USA leaders in scoring (29th), assists (6th), steals (11th) and assist-to-turnover ratio (7th)
- Shooting 82-percent from the charity stripe over the last 12 games
- Surpassed the 1,000 point milestone with 11 points vs. Northeastern
- 1.182 points ranks is 26th all-time, needs 20 points to move past Anthony Rice at No. 24
- Has 485 career assists, which places him in the No. 7 spot on the Memphis all-time assists list, needs three assists to move past Antonio Burks at No. 6.
- Has 202 steals, his two steals against Drexel moved him to No. 5 on the all-time charts surpassing Antonio Burks. Needs five steals to move past Otis Jackson at No. 4
- Tallied 100 assists or more in each of his four seasons at U of M
- Scored in double figures in 17-of-27 contests
- Dished out four or more assists in 16-of-27 games
- Connected on a career-high nine free throws vs. SMU
- Matched his season-high with two three-pointers against SMU
- Tallied season highs with 26 points, nine made field goals and five made free throws vs. East Carolina
- Was 2-4 from three-point range for a season-high against East Carolina
- Matched a career-high with five steals vs. Rice
- Has appeared in all 40 minutes of a game twice this season, against UAB and Tennessee

2008-09 Game-By-Game Statistics

Date/Opponent	FG-A	3P-A	FT-A	RB	TP	A	TO	B	S	Min
11-15/Fairfield*	3-5	2-4	4-4	1	12	7	2	0	3	33
11-17/UMass*	6-14	0-4	3-5	12	15	5	3	0	1	35
11-20/Chattanooga (PR)*	2-4	0-2	2-5	3	6	6	5	1	1	33
11-21/Seton Hall (PR)*	3-3	0-0	0-0	2	6	6	1	1	4	29
11-23/Xavier (PR)*	3-8	1-2	3-6	5	10	4	2	0	1	38
12-2/Marist*	4-7	0-1	4-5	5	12	0	3	1	0	21
12-13/at Georgetown*	0-8	0-4	2-3	7	2	1	1	0	2	41
12-17/Ark-Little Rock*	1-4	0-3	0-0	4	2	2	5	0	0	27
12-20/Syracuse*	0-5	0-4	4-4	4	4	6	5	1	0	32
12-22/Drexel*	2-4	1-1	1-2	5	6	3	1	0	2	30
12-29/Cincinnati*	8-13	0-1	2-2	4	18	2	0	1	1	38
12-31/Northeastern*	3-12	0-1	5-6	1	11	1	0	0	1	29
1-3/Lamar*	5-11	1-3	1-2	10	12	13	0	1	1	32
1-7/Marshall*	6-12	1-3	4-5	4	17	5	0	2	1	32
1-10/at UCF*	5-12	2-3	3-6	7	15	4	3	0	1	39
1-13/at Tulsa*	2-5	0-1	1-2	1	5	2	3	1	0	27
1-17/UAB*	4-8	0-1	3-4	7	11	5	1	0	2	40
1-21/Rice*	1-4	0-0	4-4	1	6	5	1	0	5	30
1-24/at Tennessee*	2-9	1-3	5-5	7	10	4	4	0	1	40
1-28/at East Carolina*	9-13	2-4	6-8	5	26	8	2	0	2	36
1-31/Houston*	5-12	1-3	5-5	5	16	2	2	1	0	32
2-4/at SMU*	3-4	2-3	2-4	8	10	5	3	1	3	39
2-7/at Gonzaga*	3-6	1-2	1-3	8	8	4	4	0	1	40
2-11/Tulsa*	4-11	0-3	1-1	5	9	5	2	1	4	35
2-14/at Southern Miss*	4-8	0-1	4-4	3	12	3	0	1	1	35
2-18/SMU*	2-5	0-1	9-9	8	13	3	2	0	2	31
2-21/at UTEP*	3-9	0-1	4-6	8	10	2	2	0	2	39
2-26/at UAB										
2-28/Southern Miss										
3-4/at Houston										
3-7/Tulane										
3-11/C-USA Tour.										
3-12/C-USA Tour.										
3-13/C-USA Tour.										
3-14/C-USA Tour.										

Totals	93-216	15-59	83-110	140	284	113	57	13	42	913
Pct./Avg.	.431	.254	.755	5.2	10.5	4.2	2.1	0.5	1.6	33.8

* indicates start

- Hit the game winning layup to catapult the Tigers past the Golden Hurricane of Tulsa
- Was one of five U of M players to score in double-figures vs. Lamar
- Dished out a career-high 13 assists against Lamar
- The 12 rebounds vs. UMass were a career high

Career Highs

Points.....	32 vs. Cincinnati (12/3/05)
Rebounds.....	12 vs. UMass (11/17/08)
Field Goals Made.....	11 vs. Cincinnati (12/3/05)
Field Goals Attempted.....	15 vs. Cincinnati (12/3/05)
Three-Point Field Goals Made.....	7 vs. Cincinnati (12/3/05)
Three-Point Field Goals Attempted.....	9 vs. Cincinnati (12/3/05)
Free Throws Made.....	9 vs. SMU (2/18/09)
Free Throws Attempted.....	10, two times, last vs. Texas-Arlington (3/21/08)
Assists.....	13 vs. Lamar (1/3/09)
Blocks.....	3 vs. Richmond (11/6/07)
Steals.....	5, three times, last vs. Rice (1/21/09)
Minutes Played.....	42 vs. Kansas (4/7/08)

Season Highs

Points.....	26 vs. East Carolina (1/28/09)
Rebounds.....	12 vs. UMass (11/17/08)
Field Goals Made.....	9 vs. East Carolina (1/28/09)
Field Goals Attempted.....	14 vs. UMass (11/17/08)
Three-Point Field Goals Made.....	2, four times, last vs. SMU (2/4/09)
Three-Point Field Goals Attempted.....	4 four times, last vs. East Carolina (1/28/09)
Free Throws Made.....	9 vs. SMU (2/18/09)
Free Throws Attempted.....	9 vs. SMU (2/18/09)
Assists.....	13 vs. Lamar (1/3/09)
Blocks.....	2 vs. Marshall (1/7/08)
Steals.....	5 vs. Rice (1/21/09)
Minutes Played.....	41 vs. Georgetown (12/13/08)


ANDERSON CAREER STATISTICS

Year	GP-GS	Min/Avg	— Total —		— 3-Point —		— Rebounds —		PF-FO	A	TO	B	ST	Pts-Avg			
			FG-A	Pct	FG-A	Pct	Off-Def	Tot							Avg		
2005-06	37-21	1014/27.4	87-207	.420	42-116	.362	53-81	.654	40-82	122	3.3	67-2	106	60	11	52	269-7.3
2006-07	36-35	1007/28.0	101-259	.390	26-106	.245	59-93	.634	44-104	148	4.1	74-1	130	50	9	59	287-8.0
2007-08	40-40	1180/29.5	113-277	.408	51-153	.333	65-114	.570	31-117	148	3.7	69-0	136	52	13	49	342-8.6
2008-09	27-27	913/33.8	93-216	.431	15-59	.254	83-110	.755	29-111	140	5.2	46-0	113	57	13	42	284-10.5
Total	140-123	4114/29.4	394-959	.411	134-434	.309	260-398	.653	144-414	558	4.0	256-3	485	219	46	202	1,182-8.5

UPDATED - PLAYER - BIOS

#10 - CHANCE MCGRADY

6-2 - 183 - GUARD - SENIOR
AUBURNDALE, FLA. - DR. PHILLIPS HS



- Played in 10 games
- Senior class of McGrady, Anderson and Dozier became the winningest class in Memphis history with 128 wins, need six wins to set the NCAA record
- Hit a career-high two free throws vs. SMU
- Hit a free-throw against Tulsa
- Rebounded a Preston Laird miss for a put-back dunk against Marshall
- Picked up two rebounds and one assist vs. Lamar
- Grabbed one board vs. Marist
- Scored two points in the season opener vs. Fairfield (2-of-2 FTs)
- The two FTs made were a career high

2008-09 Game-By-Game Statistics

Date/Opponent	FG-A	3P-A	FT-A	RB	TP	A	TO	B	S	Min
11-15/Fairfield	0-0	0-0	2-2	0	2	0	0	0	0	2
11-17/UMass	0-0	0-0	0-0	0	0	0	0	0	0	1
11-20/Chattanooga (PR)	—	DNP	—	—	—	—	—	—	—	—
11-21/Seton Hall (PR)	0-0	0-0	0-2	0	0	0	0	0	0	1
11-23/Xavier (PR)	—	DNP	—	—	—	—	—	—	—	—
12-2/Marist	0-0	0-0	0-0	1	0	0	0	0	0	4
12-13/at Georgetown	—	DNP	—	—	—	—	—	—	—	—
12-17/Ark.-Little Rock	—	DNP	—	—	—	—	—	—	—	—
12-20/Syracuse	—	DNP	—	—	—	—	—	—	—	—
12-22/Drexel	0-0	0-0	0-0	0	0	0	0	0	0	2
12-29/Cincinnati	—	DNP	—	—	—	—	—	—	—	—
12-31/Northeastern	0-0	0-0	0-0	0	0	0	1	0	0	2
1-3/Lamar	0-1	0-0	0-0	2	0	1	1	0	0	3
1-7/Marshall	1-1	0-0	0-0	1	2	0	0	0	0	2
1-10/at UCF	—	DNP	—	—	—	—	—	—	—	—
1-13/at Tulsa	—	DNP	—	—	—	—	—	—	—	—
1-17/UAB	—	DNP	—	—	—	—	—	—	—	—
1-21/Rice	—	DNP	—	—	—	—	—	—	—	—
1-24/at Tennessee	—	DNP	—	—	—	—	—	—	—	—
1-28/at East Carolina	—	DNP	—	—	—	—	—	—	—	—
1-31/Houston	—	DNP	—	—	—	—	—	—	—	—
2-4/at SMU	—	DNP	—	—	—	—	—	—	—	—
2-7/at Gonzaga	—	DNP	—	—	—	—	—	—	—	—
2-11/Tulsa	0-0	0-0	1-2	0	1	0	0	0	0	2
2-14/at Southern Miss	—	DNP	—	—	—	—	—	—	—	—
2-18/SMU	0-0	0-0	2-2	0	2	0	0	0	0	2
2-21/at UTEP	—	DNP	—	—	—	—	—	—	—	—
2-26/at UAB	—	DNP	—	—	—	—	—	—	—	—
2-28/Southern Miss	—	DNP	—	—	—	—	—	—	—	—
3-4/at Houston	—	DNP	—	—	—	—	—	—	—	—
3-7/Tulane	—	DNP	—	—	—	—	—	—	—	—
3-11/C-USA Tour.	—	DNP	—	—	—	—	—	—	—	—
3-12/C-USA Tour.	—	DNP	—	—	—	—	—	—	—	—
3-13/C-USA Tour.	—	DNP	—	—	—	—	—	—	—	—
3-14/C-USA Tour.	—	DNP	—	—	—	—	—	—	—	—
Totals	1-2	0-0	5-8	4	7	1	2	0	0	23
Pct./Avg.	.500	.000	.625	0.4	0.6	0.1	0.2	0.0	0.0	2.1

* indicates start

Career Highs

Points.....	3 vs. Siena (1/3/08)
Rebounds.....	3, two times, last vs. Pepperdine (1/5/08)
Field Goals Made.....	1, five times, last vs. Marshall (1/7/09)
Field Goals Attempted.....	2, two times, last vs. Southern Miss (1/19/08)
Three-Point Field Goals Made.....	None
Three-Point Field Goals Attempted.....	None
Free Throws Made.....	2, two times, last vs. SMU (2/18/09)
Free Throws Attempted.....	3 vs. Siena (1/3/08)
Assists.....	2, two times, last vs. Pepperdine (1/5/08)
Blocks.....	None
Steals.....	1 vs. Tennessee-Martin (11/5/07)
Minutes Played.....	6, two times, last vs. SMU (2/6/08)

Season Highs

Points.....	2, two times, last vs. Marshall (1/7/09)
Rebounds.....	2 vs. Lamar (1/3/09)
Field Goals Made.....	1 vs. Marshall (1/7/09)
Field Goals Attempted.....	1, two times, last vs. Marshall (1/7/09)
Three-Point Field Goals Made.....	None
Three-Point Field Goals Attempted.....	None
Free Throws Made.....	2, two times, last vs. SMU (2/18/09)
Free Throws Attempted.....	2, four times, last vs. SMU (2/18/09)
Assists.....	1 vs. Lamar (1/3/09)
Blocks.....	None
Steals.....	None
Minutes Played.....	4 vs. Marist (12/2/08)

MCGRADY CAREER STATISTICS

Year	GP-GS	Min/Avg	— Total —		— 3-Point —		— Rebounds —			PF-FO	A	TO	B	ST	Pts-Avg		
			FG-A	Pct	FG-A	Pct	FT-A	Pct	Off-Def							Tot	Avg
2005-06	11-0	16/1.5	0-0	.000	0-0	.000	0-0	.000	0-2	2	0.2	0-0	2	1	0	0	0-0.0
2006-07	10-0	20/2.0	0-2	.000	0-0	.000	1-2	.500	0-1	1	0.1	3-0	3	0	0	0	1-0.1
2007-08	14-0	44/3.1	4-7	.571	0-0	.000	1-5	.200	4-6	10	0.7	5-0	5	4	0	1	9-0.6
2008-09	10-0	23/2.1	1-2	.500	0-0	.000	5-8	.625	1-3	4	0.4	1-0	1	2	0	0	7-0.6
Total	45-0	103/2.3	5-11	.455	0-0	.000	7-15	.467	5-12	17	0.4	9-0	11	7	0	1	17-0.4

UPDATED - PLAYER - BIOS

#11 - WESLEY WITHERSPOON

6-8 - 200 - GUARD - FRESHMAN
ATLANTA, GA. - BERKMAR HS



- Appeared in four minutes off of the bench vs. UTEP
- Returned to the line-up with 18 minutes off the bench vs. SMU on Feb. 18, after missing the last six games due to surgery on his knee
- Missed six games due to a left knee injury, had surgery on Jan. 26.
- Played in 20 games, starting five
- Matched a career-high with three assists vs. Rice
- Tied a career-best with four made field goals vs. Drexel
- Matched a career-high with two blocks vs. Lamar
- Matched a career-high with two blocks vs. Drexel
- Matched a career-best three steals against Georgetown
- Played a career-high 29 minutes vs. Georgetown
- Got first start at point guard vs. Marist
- Had six points, two boards, three assists and no turnovers in 22 minutes vs. Marist
- Had a solid all-around performance vs. Seton Hall in the Puerto Rico Tip-Off semifinal with nine points, eight boards, three assists, two blocks and one steal in 23 minutes
- The eight boards were a season high
- Scored a season-best nine points vs. Seton Hall and UMass

2008-09 Game-By-Game Statistics

Date/Opponent	FG-A	3P-A	FT-A	RB	TP	A	TO	B	S	Min
11-15/Fairfield	0-2	0-1	2-2	1	2	1	3	0	1	12
11-17/UMass	4-8	1-1	0-0	1	9	2	2	0	3	17
11-20/Chattanooga (PR)	2-3	0-1	2-5	3	6	0	2	0	1	19
11-21/Seton Hall (PR)	3-6	0-0	3-8	8	9	3	1	2	1	23
11-23/Xavier (PR)	2-5	0-0	0-0	1	4	3	1	1	0	23
12-2/Marist*	3-6	0-0	0-2	2	6	3	0	1	1	22
12-13/at Georgetown*	2-8	1-2	2-2	6	7	2	3	0	3	29
12-17/Ark.-Little Rock*	1-3	0-1	3-5	2	5	0	0	0	1	19
12-20/Syracuse*	3-6	1-3	0-0	2	7	0	4	0	0	18
12-22/Drexel*	4-7	0-1	0-0	2	8	2	2	2	0	19
12-29/Cincinnati	2-3	0-1	0-3	2	4	0	2	0	0	10
12-31/Northeastern	3-3	0-0	2-3	3	8	0	2	0	2	11
1-3/Lamar	1-2	0-1	1-1	2	3	0	1	2	1	13
1-7/Marshall	1-2	0-0	2-3	2	4	1	0	0	0	13
1-10/at UCF	2-4	0-0	0-0	3	4	0	1	1	1	14
1-13/at Tulsa	1-3	0-0	1-4	1	3	1	0	0	2	16
1-17/UAB	0-0	0-0	0-0	1	0	0	0	0	0	3
1-21/Rice	3-5	0-0	2-2	3	8	3	1	1	1	20
1-24/at Tennessee	0-0	0-0	0-0	0	0	1	0	0	0	2
1-28/at East Carolina	—	—	—	—	—	—	—	—	—	—
1-31/Houston	—	—	—	—	—	—	—	—	—	—
2-4/at SMU	—	—	—	—	—	—	—	—	—	—
2-7/at Gonzaga	—	—	—	—	—	—	—	—	—	—
2-11/Tulsa	—	—	—	—	—	—	—	—	—	—
2-14/at Southern Miss	—	—	—	—	—	—	—	—	—	—
2-18/SMU	2-5	0-0	2-2	1	6	1	0	1	1	18
2-21/at UTEP	0-0	0-0	0-0	1	0	0	2	0	1	4
2-26/at UAB	—	—	—	—	—	—	—	—	—	—
2-28/Southern Miss	—	—	—	—	—	—	—	—	—	—
3-4/at Houston	—	—	—	—	—	—	—	—	—	—
3-7/Tulane	—	—	—	—	—	—	—	—	—	—
3-11/C-USA Tour.	—	—	—	—	—	—	—	—	—	—
3-12/C-USA Tour.	—	—	—	—	—	—	—	—	—	—
3-13/C-USA Tour.	—	—	—	—	—	—	—	—	—	—
3-14/C-USA Tour.	—	—	—	—	—	—	—	—	—	—
Totals	39-81	3-12	22-42	47	103	24	27	11	20	325
Pct./Avg.	.481	.250	.524	2.2	4.9	1.1	1.3	0.5	1.0	15.5

* indicates start

Career Highs

Points	9, two times, last vs. Seton Hall (11/21/08)
Rebounds	8 vs. Seton Hall (11/21/08)
Field Goals Made	4, two times, last vs. Drexel (12/22/08)
Field Goals Attempted	8, two times, last vs. Georgetown (12/13/08)
Three-Point Field Goals Made	1, three times, last vs. Syracuse (12/20/08)
Three-Point Field Goals Attempted	3 vs. Syracuse (12/20/08)
Free Throws Made	3, two times, last vs. UALR (12/17/08)
Free Throws Attempted	8 vs. Seton Hall (11/21/08)
Assists	3, four times, last vs. Rice (1/21/09)
Blocks	2, three times, last vs. Lamar (1/3/09)
Steals	3, two times, last vs. Georgetown (12/13/08)
Minutes Played	29, vs. Georgetown (12/13/08)

Season Highs

Points	9, two times, last vs. Seton Hall (11/21/08)
Rebounds	8 vs. Seton Hall (11/21/08)
Field Goals Made	4, two times, last vs. Drexel (12/22/08)
Field Goals Attempted	8, two times, last vs. Georgetown (12/13/08)
Three-Point Field Goals Made	1, three times, last vs. Syracuse (12/20/08)
Three-Point Field Goals Attempted	3 vs. Syracuse (12/20/08)
Free Throws Made	3, two times, last vs. UALR (12/17/08)
Free Throws Attempted	8 vs. Seton Hall (11/21/08)
Assists	3, four times, last vs. Rice (1/21/09)
Blocks	2, three times, last vs. Lamar (1/3/09)
Steals	3, two times, last vs. Georgetown (12/13/08)
Minutes Played	29 vs. Georgetown (12/13/08)

WITHERSPOON CAREER STATISTICS

Year	GP-GS	Min/Avg	— Total —		— 3-Point —		— Rebounds —		Off-Def	Tot	Avg	PF-FO	A	TO	B	ST	Pts-Avg
			FG-A	Pct	FG-A	Pct	FT-A	Pct									
2008-09	21-5	325/15.5	39-81	.481	3-12	.250	22-42	.524	9-38	47	2.2	43-1	24	27	11	20	103-4.9

UPDATED - PLAYER - BIOS

#12 - TYREKE EVANS

6-6 - 219 - GUARD - FRESHMAN

CHESTER, PA. - AMERICAN CHRISTIAN SCHOOL



- Played in all 27 games, starting 25
- Shooting 42-percent from behind the arc in the last six games
- Ranked among C-USA leaders in scoring (7th), rebounding (17th), assists (T-11th), field goal pct. (11th) and steals (2nd)
- Named C-USA Rookie of the Week six times (Nov. 17, Dec. 8, Dec. 15, Jan. 5, Jan. 19, Jan. 26, Feb. 9)
- Selected to the Puerto Rico Tip-Off All-Tournament Team
- Possesses fifth-highest scoring average of any freshman in Memphis history behind Dajuan Wagner, Dexter Reed, Keith Lee and Sean Banks
- Tied for highest single game freshman mark with seven steals against Northeastern
- Surpassed teammate Antonio Anderson to put up fourth-highest freshman steals mark in Memphis history with 58, with one steal against SMU
- Has scored in double-figures in 25-of-27 games
- Has scored over 20 points in 10 games during the 2008-09 season
- Notched is second straight three block game vs. UTEP
- Is shooting
- Was one of five Tigers to score in doubles figures against SMU
- Tallied a career-high three blocks vs. SMU
- Scored 26 points against SMU, his second highest point total of the season
- Hit on a career-high nine-of-12 free throws against UAB
- Was one of five U of M players to score in double-figures vs. Lamar
- Hit a career-high 11 field goals vs. Lamar
- Tallied a career-high 27 points against Northeastern
- Picked up a career-high seven steals vs. Northeastern
- Hit a career-high four three pointers vs. Northeastern
- Posted the first double-double of his career against Cincinnati with 14 points and 10 rebounds
- 10 rebounds against Cincinnati was a career-high
- Played a career-high 38 minutes against Cincinnati
- Led the U of M in scoring with 20 against Drexel

2008-09 Game-By-Game Statistics

Date/Opponent	FG-A	3P-A	FT-A	RB	TP	A	TO	B	S	Min
11-15/Fairfield	7-12	0-2	5-7	5	19	3	3	0	2	24
11-17/UMass*	7-17	1-3	4-5	6	19	4	6	0	5	28
11-20/Chattanooga (PR)*	4-10	0-2	3-3	5	11	4	4	0	3	20
11-21/Seton Hall (PR)*	3-10	0-3	6-6	7	12	6	3	0	2	21
11-23/Xavier (PR)*	4-16	1-6	3-4	6	12	2	2	1	1	26
12-2/Marist*	10-13	2-4	2-6	6	24	4	3	0	3	22
12-13/at Georgetown*	8-24	1-5	3-4	7	20	3	5	1	3	35
12-17/Ark.-Little Rock*	2-9	1-3	7-11	4	12	4	3	0	2	25
12-20/Syracuse*	2-9	0-5	1-2	5	5	2	6	2	2	23
12-22/Drexel	8-14	1-3	3-3	3	20	4	3	0	2	18
12-29/Cincinnati*	6-15	0-1	2-4	10	14	8	7	2	3	38
12-31/Northeastern*	9-13	4-5	5-6	2	27	4	5	1	7	29
1-3/Lamar*	11-16	2-5	1-1	3	25	5	1	2	4	33
1-7/Marshall*	3-11	0-2	5-8	8	11	2	3	0	1	25
1-10/at UCF*	6-10	2-3	1-2	6	15	5	5	0	2	29
1-13/at Tulsa*	8-19	2-2	5-8	4	23	2	4	0	2	36
1-17/UAB*	7-12	1-2	9-12	4	24	3	2	1	1	29
1-21/Rice*	1-4	0-1	3-6	3	5	5	2	0	4	24
1-24/at Tennessee*	7-16	1-3	2-3	8	17	2	2	0	0	27
1-28/at East Carolina*	8-18	1-4	1-1	6	18	4	1	0	1	28
1-31/Houston*	5-13	0-3	0-0	7	10	5	4	0	0	32
2-4/at SMU*	8-18	2-6	8-11	4	26	4	1	0	2	32
2-7/at Gonzaga*	6-13	3-6	7-8	6	22	2	2	1	1	37
2-11/Tulsa*	4-9	0-2	5-7	1	13	1	2	2	3	28
2-14/at Southern Miss*	7-14	2-6	3-5	6	19	3	3	0	0	35
2-18/SMU*	4-10	0-3	5-5	3	13	5	3	3	1	27
2-21/at UTEP*	9-13	3-4	4-8	8	25	3	3	3	1	34
2-26/at UAB										
2-28/Southern Miss										
3-4/at Houston										
3-7/Tulane										
3-11/C-USA Tour.										
3-12/C-USA Tour.										
3-13/C-USA Tour.										
3-14/C-USA Tour.										
Totals	164-358	30-94	103-146	143	461	99	88	19	58	760
Pct./Avg.	.458	.319	.705	5.3	17.1	3.7	3.3	0.6	2.2	28.1

* indicates start

- Shot 10-of-13 FG vs. Marist

Career Highs

Points	27 vs. Northeastern (12/31/08)
Rebounds.....	10 vs. Cincinnati (12/29/08)
Field Goals Made	11 vs. Lamar (1/3/09)
Field Goals Attempted.....	24 vs. Georgetown (12/13/08)
Three-Point Field Goals Made	4 vs. Northeastern (12/31/08)
Three-Point Field Goals Attempted.....	6, three times, last vs. Gonzaga (2/7/09)
Free Throws Made.....	9 vs. UAB (1/17/09)
Free Throws Attempted.....	12 vs. UAB (1/17/09)
Assists.....	8 vs. Cincinnati (12/29/08)
Blocks.....	3, two times, last vs. UTEP (2/21/09)
Steals.....	7 vs. Northeastern (12/31/08)
Minutes Played	38 vs. Cincinnati (12/29/08)

Season Highs

Points	27 vs. Northeastern (12/31/08)
Rebounds.....	10 vs. Cincinnati (12/29/08)
Field Goals Made	11 vs. Lamar (1/3/09)
Field Goals Attempted.....	24 vs. Georgetown (12/13/08)
Three-Point Field Goals Made	4 vs. Northeastern (12/31/08)
Three-Point Field Goals Attempted.....	6, three times, last vs. Gonzaga (2/7/09)
Free Throws Made.....	9 vs. UAB (1/17/09)
Free Throws Attempted.....	12 vs. UAB (1/17/09)
Assists.....	8 vs. Cincinnati (12/29/08)
Blocks.....	3, two times, last vs. UTEP (2/21/09)
Steals.....	7 vs. Northeastern (12/31/08)
Minutes Played	38 vs. Cincinnati (12/29/08)

EVANS CAREER STATISTICS

Year	GP-GS	Min/Avg	— Total —		— 3-Point —		— Rebounds —			PF-FO	A	TO	B	ST	Pts-Avg		
			FG-A	Pct	FG-A	Pct	Off-Def	Tot	Avg								
2008-09	27-25	760/28.1	164-358	.458	30-94	.319	103-146	.705	32-111	143	5.3	69-1	99	88	19	58	461-17.1

UPDATED - PLAYER - BIOS

#14 - C.J. HENRY

6-4 - 210 - GUARD - FRESHMAN
OKLAHOMA CITY, OKLA. - PUTNAM CITY HS

- Reaggravated a foot injury prior to Christmas and has not practiced since
- Had foot surgery in early October
- Enrolled at Memphis at the start of the fall semester
- Has spent the past three years playing minor league baseball



2008-09 Game-By-Game Statistics

Date/Opponent	FG-A	3P-A	FT-A	RB	TP	A	TO	B	S	Min
11-15/Fairfield	—	DNP (inj.)	—							
11-17/UMass	—	DNP (inj.)	—							
11-20/Chattanooga (PR)	—	DNP (inj.)	—							
11-21/Seton Hall (PR)	—	DNP (inj.)	—							
11-23/Xavier (PR)	—	DNP (inj.)	—							
12-2/Marist	—	DNP (inj.)	—							
12-13/at Georgetown	—	DNP (inj.)	—							
12-17/Ark.-Little Rock	—	DNP (inj.)	—							
12-20/Syracuse	—	DNP (inj.)	—							
12-22/Drexel	—	DNP (inj.)	—							
12-29/Cincinnati	—	DNP (inj.)	—							
12-31/Northeastern	—	DNP (inj.)	—							
1-3/Lamar	—	DNP (inj.)	—							
1-7/Marshall	—	DNP (inj.)	—							
1-10/at UCF	—	DNP (inj.)	—							
1-13/at Tulsa	—	DNP (inj.)	—							
1-17/UAB	—	DNP (inj.)	—							
1-21/Rice	—	DNP (inj.)	—							
1-24/at Tennessee	—	DNP (inj.)	—							
1-28/at East Carolina	—	DNP (inj.)	—							
1-31/Houston	—	DNP (inj.)	—							
2-4/at SMU	—	DNP (inj.)	—							
2-7/at Gonzaga	—	DNP (inj.)	—							
2-11/Tulsa	—	DNP (inj.)	—							
2-14/at Southern Miss	—	DNP (inj.)	—							
2-18/SMU	—	DNP (inj.)	—							
2-21/at UTEP	—	DNP (inj.)	—							
2-26/at UAB										
2-28/Southern Miss										
3-4/at Houston										
3-7/Tulane										
3-11/C-USA Tour.										
3-12/C-USA Tour.										
3-13/C-USA Tour.										
3-14/C-USA Tour.										
Totals	0-0	0-0	0-0	0	0	0	0	0	0	0
Pct./Avg.	.000	.000	.000	0.0	0.0	0.0	0.0	0.0	0.0	0.0

* indicates start

Career Highs

Points	None
Rebounds.....	None
Field Goals Made	None
Field Goals Attempted.....	None
Three-Point Field Goals Made	None
Three-Point Field Goals Attempted.....	None
Free Throws Made.....	None
Free Throws Attempted.....	None
Assists.....	None
Blocks.....	None
Steals.....	None
Minutes Played	None

Season Highs

Points	None
Rebounds.....	None
Field Goals Made	None
Field Goals Attempted.....	None
Three-Point Field Goals Made	None
Three-Point Field Goals Attempted.....	None
Free Throws Made.....	None
Free Throws Attempted.....	None
Assists.....	None
Blocks.....	None
Steals.....	None
Minutes Played	None

HENRY CAREER STATISTICS

Year	GP-GS	Min/Avg	— Total —		— 3-Point —		— Rebounds —			PF-FO	A	TO	B	ST	Pts-Avg	
			FG-A	Pct	FG-A	Pct	Off-Def	Tot	Avg							
2008-09	0-0	0/0.0	0-0	.000	0-0	.000	0-0	.000	0-0	0	0.0	0-0	0	0	0	0-0.0

UPDATED - PLAYER - BIOS

#15 - MATT SIMPKINS

6-9 - 215 - FORWARD - FRESHMAN

OAKLAND, CALIF. - THE PATTERSON SCHOOL



- Suspended indefinitely prior to the Gonzaga game
- Has appeared in 14 games this season
- Scored a career-high seven points and grabbed seven rebounds vs. Rice
- Tallied four points against UCF
- Posted a career-high three blocks vs. Marshall
- Scored two points and tallied four rebounds against Lamar
- Recorded a career-high two steals against Cincinnati
- Grabbed six rebounds against Drexel
- Played a career-high 14 minutes vs. Drexel
- Scored his first two career points vs. Syracuse
- Made his first career block and attempted his first two career free throws against UALR
- Appeared in first game of the season and of his U of M career against Georgetown, earning five minutes of playing time and recording one steal
- Began practicing with the team Dec. 5 after he passed through the NCAA Clearinghouse Dec. 4
- Was able to participate in individual workouts in early fall (prior to preseason practice)

2008-09 Game-By-Game Statistics

Date/Opponent	FG-A	3P-A	FT-A	RB	TP	A	TO	B	S	Min
11-15/Fairfield	—	DNP#	—	—	—	—	—	—	—	—
11-17/UMass	—	DNP#	—	—	—	—	—	—	—	—
11-20/Chattanooga (PR)	—	DNP#	—	—	—	—	—	—	—	—
11-21/Seton Hall (PR)	—	DNP#	—	—	—	—	—	—	—	—
11-23/Xavier (PR)	—	DNP#	—	—	—	—	—	—	—	—
12-2/Marist	—	DNP#	—	—	—	—	—	—	—	—
12-13/at Georgetown	0-0	0-0	0-0	0	0	0	0	0	1	5
12-17/Ark.-Little Rock	0-0	0-0	0-2	0	0	0	0	1	0	1
12-20/Syracuse	1-2	0-0	0-1	0	2	0	0	0	0	5
12-22/Drexel	1-2	0-0	0-1	6	2	0	2	1	0	14
12-29/Cincinnati	0-0	0-0	0-0	0	0	0	0	0	2	6
12-31/Northeastern	0-0	0-0	0-0	0	0	0	0	0	0	3
1-3/Lamar	1-4	0-0	0-0	4	2	0	2	0	1	9
1-7/Marshall	0-1	0-0	0-0	2	0	0	1	3	0	8
1-10/at UCF	2-2	0-0	0-0	2	4	0	0	1	0	8
1-13/at Tulsa	0-1	0-0	1-2	0	1	0	0	0	0	3
1-17/UAB	0-0	0-0	1-2	0	1	0	0	0	0	2
1-21/Rice	3-5	0-0	1-4	7	7	0	1	0	0	12
1-24/at Tennessee	0-0	0-0	0-0	0	0	0	0	0	0	3
1-28/at East Carolina	0-0	0-0	0-0	0	0	0	0	0	1	2
1-31/Houston	—	DNP	—	—	—	—	—	—	—	—
2-4/at SMU	—	DNP	—	—	—	—	—	—	—	—
2-7/at Gonzaga	—	DNP(Susp.)	—	—	—	—	—	—	—	—
2-11/Tulsa	—	DNP(Susp.)	—	—	—	—	—	—	—	—
2-14/at Southern Miss	—	DNP(Susp.)	—	—	—	—	—	—	—	—
2-18/SMU	—	DNP(Susp.)	—	—	—	—	—	—	—	—
2-21/at UTEP	—	DNP(Susp.)	—	—	—	—	—	—	—	—
2-26/at UAB	—	DNP(Susp.)	—	—	—	—	—	—	—	—
2-28/Southern Miss	—	DNP(Susp.)	—	—	—	—	—	—	—	—
3-4/at Houston	—	DNP(Susp.)	—	—	—	—	—	—	—	—
3-7/Tulane	—	DNP(Susp.)	—	—	—	—	—	—	—	—
3-11/C-USA Tour.	—	DNP(Susp.)	—	—	—	—	—	—	—	—
3-12/C-USA Tour.	—	DNP(Susp.)	—	—	—	—	—	—	—	—
3-13/C-USA Tour.	—	DNP(Susp.)	—	—	—	—	—	—	—	—
3-14/C-USA Tour.	—	DNP(Susp.)	—	—	—	—	—	—	—	—
Totals	8-17	0-0	3-12	21	19	0	6	6	5	81
Pct./Avg.	.471	.000	.250	1.5	1.4	0.0	0.4	0.4	0.4	5.8

* indicates start; # DNP because of NCAA Clearinghouse

Career Highs

Points7 vs. Rice (1/21/09)
Rebounds7 vs. Rice (1/21/09)
Field Goals Made3 vs. Rice (1/21/09)
Field Goals Attempted5 vs. Rice (1/21/09)
Three-Point Field Goals MadeNone
Three-Point Field Goals AttemptedNone
Free Throws Made1, two times, last vs. UAB (1/17/09)
Free Throws Attempted4, two times, last vs. Rice (1/21/09)
AssistsNone
Blocks3 vs. Marshall (1/7/09)
Steals2 vs. Cincinnati (12/29/08)
Minutes Played14 vs. Drexel (12/22/08)

Season Highs

Points7 vs. Rice (1/21/09)
Rebounds7 vs. Rice (1/21/09)
Field Goals Made3 vs. Rice (1/21/09)
Field Goals Attempted5 vs. Rice (1/21/09)
Three-Point Field Goals MadeNone
Three-Point Field Goals AttemptedNone
Free Throws Made1, three times, last vs. Rice (1/21/09)
Free Throws Attempted4, two times, last vs. Rice (1/21/09)
AssistsNone
Blocks3 vs. Marshall (1/7/09)
Steals2 vs. Cincinnati (12/29/08)
Minutes Played14 vs. Drexel (12/22/08)

SIMPKINS CAREER STATISTICS

Year	GP-GS	Min/Avg	— Total —		— 3-Point —		— Rebounds —			PF-FO	A	TO	B	ST	Pts-Avg		
			FG-A	Pct	FG-A	Pct	FT-A	Pct	Off-Def							Tot	Avg
2008-09	14-0	81/5.8	8-17	.471	0-0	.000	3-12	.250	7-14	21	1.5	28-0	0	6	6	5	19-1.4

UPDATED - PLAYER - BIOS

#20 - DONEAL MACK

6-5 - 181 - GUARD - JUNIOR

CHARLOTTE, N.C. - STATESVILLE CHRISTIAN SCHOOL



- Played in all 27 games, starting 22
- Has appeared in 30 or minutes in nine of the last 12 games for the U of M
- Ranked among C-USA leaders in 3 Point FG made (10th)
- Has scored in double-figures in 12-of-27 contests
- Connected on two or more three pointers in 14-of-27 games
- Was one of five Tigers to score in doubles figures against SMU
- Matched a career-high with four free throws vs. SMU
- 4-for-8 from behind the arc vs. SMU
- Attempted season-high 13 field goals against Southern Miss
- Played 34 minutes for the third time this season against SMU
- Matched a career-high 34 minutes vs. Tennessee
- Led the Tigers in scoring with 14 points vs. Rice
- Played a career-high 34 minutes against UAB
- Has scored in doubles figures on seven occasions during the 2008-09 season
- Appeared in 33 minutes vs. Tulsa
- Matched a season-high five rebounds vs. Lamar
- Posted a season-high five rebounds against UALR.
- Scored 16 points vs. Seton Hall in the Puerto Rico Tip-Off semifinal
- Netted a season-high 19 points vs. Chattanooga in the Puerto Rico Tip-Off quarterfinal
- Shot 7-of-12 FG and 5-of-9 treys vs. the Mocs
- Also had a career-high four assists vs. Chattanooga
- Had 14 points in the season opener vs. Fairfield

2008-09 Game-By-Game Statistics

Date/Opponent	FG-A	3P-A	FT-A	RB	TP	A	TO	B	S	Min
11-15/Fairfield*	4-12	3-8	3-4	3	14	0	0	0	2	28
11-17/UMass	3-7	0-3	0-0	2	6	0	0	1	1	20
11-20/Chattanooga (PR)*	7-12	5-9	0-0	3	19	4	0	0	2	26
11-21/Seton Hall (PR)*	5-12	2-7	4-4	2	16	0	0	0	1	24
11-23/Xavier (PR)*	3-9	2-8	1-5	2	9	2	0	1	2	27
12-2/Marist*	2-5	0-1	0-0	1	4	2	0	1	0	21
12-13/at Georgetown	2-8	1-5	2-2	2	7	1	0	1	0	20
12-17/Ark.-Little Rock	3-8	2-6	1-3	5	9	1	1	1	1	24
12-20/Syracuse	3-13	2-10	1-1	3	9	3	0	0	1	25
12-22/Drexel*	4-10	2-6	0-0	2	10	3	1	1	0	25
12-29/Cincinnati*	0-7	0-6	0-0	4	0	0	1	0	1	23
12-31/Northeastern*	0-5	0-4	2-2	1	2	0	0	1	0	19
1-3/Lamar*	5-10	4-9	0-0	5	14	2	1	0	0	24
1-7/Marshall*	3-6	0-2	2-2	1	8	0	1	0	0	17
1-10/at UCF*	4-8	1-5	2-3	2	11	0	0	1	1	19
1-13/at Tulsa*	3-9	2-6	1-5	4	9	0	0	0	1	33
1-17/UAB*	4-9	2-5	1-3	3	11	0	2	0	2	34
1-21/Rice*	5-11	4-8	0-0	0	14	1	1	0	2	31
1-24/at Tennessee*	3-8	2-5	2-2	2	10	2	1	1	1	34
1-28/at East Carolina*	2-4	1-2	0-0	1	5	2	1	0	0	30
1-31/Houston*	6-10	5-7	1-2	1	18	2	3	3	2	31
2-4/at SMU*	1-5	1-4	0-0	0	3	2	0	0	1	34
2-7/at Gonzaga*	3-7	1-4	0-0	2	7	1	1	0	1	23
2-11/Tulsa*	0-2	0-1	0-0	2	0	3	0	0	0	25
2-14/at Southern Miss*	4-13	2-8	0-0	3	10	2	0	2	0	30
2-18/SMU*	5-9	4-8	1-2	2	15	1	0	0	0	23
2-21/at UTEP*	2-7	1-4	2-3	1	7	1	3	0	1	31
2-26/at UAB										
2-28/Southern Miss										
3-4/at Houston										
3-7/Tulane										
3-11/C-USA Tour.										
3-12/C-USA Tour.										
3-13/C-USA Tour.										
3-14/C-USA Tour.										
Totals	86-226	49-151	26-43	59	247	35	17	14	23	701
Pct./Avg.	.381	.325	.605	2.2	9.1	1.3	0.6	0.5	0.9	26.0

* indicates start

Career Highs

Points.....	23 vs. Pepperdine (1/5/08)
Rebounds.....	8 vs. UAB (3/8/08)
Field Goals Made.....	8 vs. Pepperdine (1/5/08)
Field Goals Attempted.....	15 vs. Pepperdine (1/5/08)
Three-Point Field Goals Made.....	7 vs. Pepperdine (1/5/08)
Three-Point Field Goals Attempted.....	13 vs. Pepperdine (1/5/08)
Free Throws Made.....	4, two times, last vs. SMU (2/18/09)
Free Throws Attempted.....	9 vs. East Carolina (1/20/07)
Assists.....	4 vs. Chattanooga (11/20/08)
Blocks.....	3 vs. Houston (1/31/09)
Steals.....	3 vs. Tulane (2/10/07)
Minutes Played.....	34, three times, last vs. SMU (2/4/09)

Season Highs

Points.....	19 vs. Chattanooga (11/20/08)
Rebounds.....	5, two times, last vs. Lamar (1/3/09)
Field Goals Made.....	7 vs. Chattanooga (11/20/08)
Field Goals Attempted.....	13, two times, last vs. Southern Miss (2/14/09)
Three-Point Field Goals Made.....	5, two times, last vs. Houston (1/31/09)
Three-Point Field Goals Attempted.....	10 vs. Syracuse (12/20/08)
Free Throws Made.....	4, two times, last vs. SMU (2/18/09)
Free Throws Attempted.....	8 vs. SMU (2/18/09)
Assists.....	4 vs. Chattanooga (11/20/08)
Blocks.....	3 vs. Houston (1/31/09)
Steals.....	2, four times, last vs. UAB (1/17/09)
Minutes Played.....	34, three times, last vs. SMU (2/4/09)


MACK CAREER STATISTICS

Year	GP-GS	Min/Avg	— Total —		— 3-Point —		— Rebounds —			PF-FO	A	TO	B	ST	Pts-Avg		
			FG-A	Pct	FG-A	Pct	Off-Def	Tot	Avg								
2006-07	35-3	496/14.2	83-182	.456	47-116	.405	34-48	.708	20-46	66	1.9	56-0	27	22	10	17	247-7.1
2007-08	39-2	486/12.5	89-229	.389	66-182	.363	24-36	.667	18-46	64	1.6	45-0	21	21	6	14	268-6.9
2008-09	27-23	701/26.0	86-226	.381	49-151	.325	26-43	.605	20-39	59	2.2	40-1	35	17	14	23	247-9.1
Total	101-28	1683/16.7	258-637	.405	162-449	.361	84-127	.661	58-131	189	1.9	141-1	83	60	30	54	762-7.5

UPDATED - PLAYER - BIOS

#31 - PRESTON LAIRD

6-2 - 180 - GUARD - FRESHMAN
MEMPHIS, TENN. - GERMANTOWN HS



- Played in 12 games
- Has grabbed a rebound in each of his last three appearances
- Went 1-for-2 from the free throw line against SMU
- Grabbed his third rebound of his career vs. SMU
- Tallied a basket and a rebound vs. Tulsa
- Picked up his first rebound against Houston
- Played two minutes vs. East Carolina
- Hit his third three pointer of his career vs. Rice and tallied his first career assist
- Was 1-for-2 on free throws against Marshall
- Hit second career three pointer vs. Lamar
- Played a career-high three minutes against Lamar
- Was two-for-two at the charity stripe against Northeastern
- Scored five points vs. Marist
- Netted his five points on 1-of-1 treys and 2-of-2 FTs
- Joined the squad just prior to preseason practice in mid-October
- Chose to attend Memphis and join the Tiger basketball program instead of taking an appointment to the U.S. Air Force

2008-09 Game-By-Game Statistics

Date/Opponent	FG-A	3P-A	FT-A	RB	TP	A	TO	B	S	Min
11-15/Fairfield	0-0	0-0	0-0	0	0	0	0	0	0	1
11-17/UMass	—	DNP	—	—	—	—	—	—	—	—
11-20/Chattanooga (PR)	—	DNP	—	—	—	—	—	—	—	—
11-21/Seton Hall (PR)	0-0	0-0	0-0	0	0	0	0	0	0	0+
11-23/Xavier (PR)	—	DNP	—	—	—	—	—	—	—	—
12-2/Marist	1-1	1-1	2-2	0	5	0	0	0	0	3
12-13/at Georgetown	—	DNP	—	—	—	—	—	—	—	—
12-17/Ark.-Little Rock	—	DNP	—	—	—	—	—	—	—	—
12-20/Syracuse	—	DNP	—	—	—	—	—	—	—	—
12-22/Drexel	0-1	0-0	0-0	0	0	0	1	0	0	2
12-29/Cincinnati	—	DNP	—	—	—	—	—	—	—	—
12-31/Northeastern	0-0	0-0	2-2	0	2	0	1	0	0	2
1-3/Lamar	1-1	1-1	0-0	0	3	0	0	0	0	3
1-7/Marshall	0-1	0-0	1-2	0	1	0	0	0	0	2
1-10/at UCF	—	DNP	—	—	—	—	—	—	—	—
1-13/at Tulsa	—	DNP	—	—	—	—	—	—	—	—
1-17/UAB	—	DNP	—	—	—	—	—	—	—	—
1-21/Rice	1-1	1-1	0-0	0	3	1	0	0	0	2
1-24/at Tennessee	—	DNP	—	—	—	—	—	—	—	—
1-28/at East Carolina	0-0	0-0	0-0	0	0	0	0	0	0	2
1-31/Houston	0-0	0-0	0-0	1	0	0	0	0	0	1
2-4/at SMU	—	DNP	—	—	—	—	—	—	—	—
2-7/at Gonzaga	—	DNP	—	—	—	—	—	—	—	—
2-11/Tulsa	1-2	0-0	0-0	1	2	0	0	0	0	2
2-14/at Southern Miss	—	DNP	—	—	—	—	—	—	—	—
2-18/SMU	0-1	0-0	1-2	1	1	0	0	0	0	2
2-21/at UTEP	—	DNP	—	—	—	—	—	—	—	—
2-26/at UAB	—	DNP	—	—	—	—	—	—	—	—
2-28/Southern Miss	—	DNP	—	—	—	—	—	—	—	—
3-4/at Houston	—	DNP	—	—	—	—	—	—	—	—
3-7/Tulane	—	DNP	—	—	—	—	—	—	—	—
3-11/C-USA Tour.	—	DNP	—	—	—	—	—	—	—	—
3-12/C-USA Tour.	—	DNP	—	—	—	—	—	—	—	—
3-13/C-USA Tour.	—	DNP	—	—	—	—	—	—	—	—
3-14/C-USA Tour.	—	DNP	—	—	—	—	—	—	—	—
Totals	4-8	3-3	6-8	2	17	1	2	0	0	23
Pct./Avg.	.500	1.000	.750	0.2	1.3	0.1	0.2	0.0	0.0	1.8

* indicates start

Career Highs

Points	5 vs. Marist (12/2/08)
Rebounds	1, three times, last vs. SMU (2/18/09)
Field Goals Made	1, four times, last vs. Tulsa (2/11/09)
Field Goals Attempted	2 vs. Tulsa (2/11/09)
Three-Point Field Goals Made	1, three times, last vs. Rice (1/21/09)
Three-Point Field Goals Attempted	1, three times, last vs. Rice (1/21/09)
Free Throws Made	2, two times, last vs. Northeastern (12/31/08)
Free Throws Attempted	2, four times, last vs. SMU (1/18/09)
Assists	1 vs. Rice (1/21/09)
Blocks	None
Steals	None
Minutes Played	3, two times, last vs. Lamar (1/3/09)

Season Highs

Points	5 vs. Marist (12/2/08)
Rebounds	1, three times, last vs. SMU (2/18/09)
Field Goals Made	1, four times, last vs. Tulsa (2/11/09)
Field Goals Attempted	2 vs. Tulsa (2/11/09)
Three-Point Field Goals Made	1, three times, last vs. Rice (1/21/09)
Three-Point Field Goals Attempted	1, three times, last vs. Rice (1/21/09)
Free Throws Made	2, two times, last vs. Northeastern (12/31/08)
Free Throws Attempted	2, four times, last vs. SMU (1/18/09)
Assists	1 vs. Rice (1/21/09)
Blocks	None
Steals	None
Minutes Played	3, two times, last vs. Lamar (1/3/09)

LAIRD CAREER STATISTICS

Year	GP-GS	Min/Avg	— Total —		— 3-Point —		— Rebounds —			PF-FO	A	TO	B	ST	Pts-Avg		
			FG-A	Pct	FG-A	Pct	FT-A	Pct	Off-Def							Tot	Avg
2008-09	9-0	20/2.2	4-6	.667	3-3	1.000	4-5	.800	1-1	2	0.2	2-0	1	2	0	0	20-2.2

GAME - RECAPS - AND - BOXSCORES

GAME #1

#13-12 MEMPHIS 90 - FAIRFIELD 63
NOV. 15, 2008 - MEMPHIS, TENN.

Shawn Taggart scored 14 points and grabbed 12 rebounds to net a double-double and lead the No. 13/12 Tigers to a 90-63 season-opening victory against Fairfield. Freshman Tyreke Evans added 19 points in his collegiate debut. Doneal Mack scored 14 points, while Antonio Anderson added 12.

Warren Edney led the Stags in the contest, scoring 24 points on 8-of-12 shooting. Jonathan Han added 18 points.

Fairfield was able to keep pace with the Tigers, leading by as much as seven after Han's jumper at the 14:57 mark of the first half. The Tigers, however, came back to tie the game at 23-all with an Anderson three-point basket with 8:02 left in the first half. The Tigers ended the first half on a 25-7 run, and led at the break 45-30.

The Stags made things interesting early in the second half, cutting the lead to 11 points after a quick 12-2 run, which was capped by a Greg Nero three-point bucket. The Tigers responded with a Mack trey and never looked back.

Memphis shot 51.8 percent from the floor and 34.8 percent from the behind the arc. The Tigers also made 24-of-30 from the free throw line, good for 80 percent. The Stags were forced into 26 turnovers, which gave way to 37 points off turnovers for Memphis. The Tigers out-rebounded Fairfield 32-20. The Memphis bench also came up big, contributing 35 points in the game.

Fairfield	FG--A	3P-A	FT-A	RB	TP	A TO	B	S	Min	
Edney	8-12	2-2	6-9	3	24	3	3	0	1	36
Johnson	3-4	0-0	1-1	6	7	0	1	1	1	27
Nero	4-7	2-2	0-0	2	10	3	1	0	0	28
Han	7-12	4-7	0-0	2	18	7	12	0	2	36
Allen	0-1	0-0	0-0	1	0	0	3	0	0	16
Turner	0-0	0-0	0-0	1	0	0	3	0	0	3
Hawkins	0-2	0-1	0-0	2	0	2	3	0	1	21
O'Sullivan	1-1	0-0	0-0	0	2	0	0	0	0	1
Jordan	0-0	0-0	0-1	1	0	0	0	0	0	5
Crawford	0-1	0-1	0-0	0	0	1	0	0	0	2
Grzeck	0-0	0-0	0-0	0	0	0	0	0	0	1
Sisca	0-1	0-1	0-0	0	0	0	0	0	1	2
Olander	1-5	0-3	0-0	2	2	1	0	0	1	12
Evanovich	0-2	0-1	0-0	0	0	1	2	0	0	10
TEAM				5						
Totals	24-48	8-18	7-11	20	63	19	26	1	8	200

Memphis	FG-A	3P-A	FT-A	RB	TP	A TO	B	S	Min	
Taggart	7-10	0-0	0-0	12	14	0	1	1	1	26
Dozier	2-4	1-2	5-6	5	10	0	2	0	2	28
Kemp	2-5	0-2	1-3	1	5	5	1	0	4	20
Anderson	3-5	2-4	4-4	1	12	7	2	0	3	33
Mack	4-12	3-8	3-4	3	14	0	0	0	2	28
Sallie	2-4	2-4	0-0	0	6	1	1	1	1	8
H.-Niles	2-2	0-0	2-2	2	6	0	0	0	0	15
McGrady	0-0	0-0	2-2	0	2	0	0	0	0	2
Witherspoon	0-2	0-1	2-2	1	2	1	3	0	1	12
Evans	7-12	0-2	5-7	5	19	3	3	0	2	24
Laird	0-0	0-0	0-0	0	0	0	0	0	0	1
Robinson	0-0	0-0	0-0	0	0	0	0	0	0	3
TEAM				3						
Totals	29-56	8-23	24-30	32	90	17	13	2	16	200

Fairfield 30 33 — 63
 Memphis 45 545 — 90
Officials: Chrisman, Janssen, Hickey
Attendance: 17, 741

GAME #2

#13-12 MEMPHIS 80 - MASSACHUSETTS 58
NOV. 17, 2008 - MEMPHIS, TENN.

The game was full of storylines. The contest pitted Memphis head coach John Calipari against the program (UMass) that he raised to a national power in the 1990s. It also had former Tiger assistant Derek Kellogg making his first visit to the Bluff City as the head coach at UMass, his alma mater. The game was teacher (Calipari) versus pupil (Kellogg).

Antonio Anderson had 15 points and a career-high 12 rebounds as No. 13/12 Memphis overcame a poor shooting performance to beat Massachusetts 80-58 before an capacity crowd of over 18,000 for an 11 p.m. (CT) game at FedExForum. The game tipped off ESPN's 23 hours of hoops.

Freshman Tyreke Evans had 19 points and Robert Dozier added 18 for the Tigers, who were held to just 39 percent shooting for the game, including 2-of-19 from beyond the arc.

Ricky Harris led the Minutemen with 17 points, while Tony Gaffney scored 16 points and grabbed a career-high 19 boards.

Despite a first half filled with sloppy ball handling and poor shot selection, the Tigers still held a lead of 33-25. With the Minutemen shooting 30 percent from the field, coupled with 24 turnovers, Memphis was able to pull away in the second half.

Memphis extended their lead into the double digits at the 15:37 mark of the second half when Shawn Taggart converted on a three-point play. Massachusetts never got the deficit under 10 again.

This game marked Calipari's 221st win as the Tiger head coach, surpassing Larry Finch as the program's all-time winningest head coach.

UMass	FG-A	3P-A	FT-A	RB	TP	A TO	B	S	Min	
Gaffney	6-12	1-1	3-4	19	16	0	3	5	3	34
Lynch	2-5	0-0	2-6	3	6	1	1	1	1	20
Harris	5-15	4-10	3-4	0	17	1	4	0	0	29
Gurley	4-15	0-5	0-0	5	8	1	5	0	0	30
Lowe	2-8	0-1	1-1	4	5	3	5	0	0	30
Gibbs	0-1	0-1	2-2	3	2	1	2	0	1	13
Correia	1-3	0-2	2-2	4	4	1	1	0	0	17
Wilcher	0-2	0-0	0-0	2	0	0	0	0	0	5
Glass	0-3	0-2	0-0	3	0	1	1	0	0	12
Hill	0-2	0-2	0-0	2	0	0	1	0	0	10
TEAM				4						1
Totals	20-66	5-24	13-19	49	58	9	24	6	5	200

Memphis	FG-A	3P-A	FT-A	RB	TP	A TO	B	S	Min	
Taggart	3-8	0-1	1-1	11	7	0	0	3	0	27
Dozier	7-15	0-3	4-4	5	18	1	1	4	1	30
Kemp	0-4	0-2	5-6	1	5	2	1	0	0	20
Anderson	6-14	0-4	3-5	12	15	5	3	0	1	35
Evans	7-17	1-3	4-5	6	19	4	6	0	5	28
Sallie	0-3	0-2	0-0	1	0	0	0	0	1	9
H.-Niles	0-1	0-0	1-2	2	1	0	1	0	0	13
McGrady	0-0	0-0	0-0	0	0	0	0	0	0	1
Witherspoon	4-8	1-1	0-0	1	9	2	2	0	3	17
Mack	3-7	0-3	0-0	2	6	0	0	1	1	20
TEAM				7						
Totals	30-77	2-19	18-23	48	80	14	14	8	12	200

UMass 25 33 — 58
 Memphis 33 47 — 80
Officials: Edsall, Wood, Kersey
Attendance: 18, 254

GAME #3

#13-12 MEMPHIS 83 - CHATTANOOGA 71
NOV. 20, 2008 - SAN JUAN, P.R.
PUERTO RICO TIP-OFF - QUARTERFINALS

Doneal Mack scored 19 points and Shawn Taggart notched a double-double for Memphis in an 83-71 win against Chattanooga in the quarterfinal round of the Puerto Rico Tip-Off.

Mack was 5-for-9 from three-point range, and Taggart scored 16 points and 11 rebounds for the No. 13/12 Tigers in the win. Mack and Taggart also added two blocks and three steals each. Robert Dozier added 18 points and eight rebounds. Memphis had four players in double figures.

Stephen McDowell led the Mocs with a game-high 27 points, including a 7-for-12 mark from behind the three-point arc. Nichaeus Doaks added 15 points and 16 rebounds.

Memphis shot 51.7 percent (30-of-58) from the field for the game compared to 40.3 percent (25-of-62) for Chattanooga. The Mocs hit 10-of-20 free throws, while the Tigers sank 17 of their 27 attempts from the line, including 11 in the second half.

The Tigers led 47-35 at the half and led by as many as 19 points three minutes into the second.

The Mocs actually led 21-16 with 8:18 left in the first half, but the Tigers had a 31-14 run the remainder of the first half to put the game out of reach.

Memphis logged 42 points in the paint versus 20 for Chattanooga. Both teams turned the ball over 18 times, but the Tigers tallied 13 steals en route to victory.

UTC	FG-A	3P-A	FT-A	RB	TP	A TO	B	S	Min	
McDowell	10-18	7-13	0-0	2	17	1	3	0	1	40
Patterson	3-8	2-6	2-2	0	10	3	3	0	1	30
Sheard	2-8	1-2	2-4	2	7	4	4	0	0	25
Doaks	6-13	0-1	3-7	16	15	1	4	0	0	35
Hartwell	2-4	0-0	2-5	9	6	3	0	0	0	28
Williams	1-4	1-3	0-0	1	3	3	3	0	0	16
Hampton	0-1	0-0	0-0	0	0	0	0	0	0	0
Harvey	1-2	0-1	1-2	2	3	0	0	0	0	10
Smith	0-0	0-0	0-0	0	0	0	0	0	0	3
Taylor	0-3	0-1	0-0	1	0	1	0	0	1	6
Saffore	0-1	0-0	0-0	2	0	0	0	0	0	7
TEAM				3						
Totals	25-62	11-27	10-20	38	71	16	18	0	3	200

Memphis	FG-A	3P-A	FT-A	RB	TP	A TO	B	S	Min	
Taggart	6-9	0-0	4-7	11	16	1	0	2	3	29
Dozier	6-8	0-1	6-7	8	18	4	3	2	3	34
Anderson	2-4	0-2	2-5	3	6	6	5	1	1	33
Evans	4-10	0-2	3-3	5	11	4	4	0	3	20
Mack	7-12	5-9	0-0	3	19	4	0	0	2	26
Kemp	0-2	0-2	0-0	1	0	0	1	0	0	7
Sallie	1-6	1-6	0-0	1	3	1	1	0	0	15
H.-Niles	1-2	0-0	0-0	2	2	0	1	0	0	8
Witherspoon	2-3	0-1	2-5	3	6	0	2	0	1	19
Robinson	1-2	0-0	0-0	1	2	0	0	0	0	9
TEAM				1						1
Totals	30-58	6-23	17-27	39	83	20	18	5	13	200

Chattanooga 35 36 — 71
 Memphis 47 36 — 83
Officials: Thibodeaux, Lisk, Pyatt
Attendance: 3, 217

GAME - RECAPS - AND - BOXSCORES

GAME #4

#13-12 MEMPHIS 84 - SETON HALL 70
NOV. 21, 2008 - SAN JUAN, P.R.
PUERTO RICO TIP-OFF - SEMIFINALS

Doneal Mack scored 16 points to lead No. 13/12 Memphis to an 84-70 victory over Seton Hall in the semifinals of the Puerto Rico Tip-Off.

The Tigers led 70-46 with 8:42 left in the contest and prevailed despite 20 second-half points from Seton Hall's Jeremy Hazell, who finished with a career-high 32 points.

The Pirates overcame a 15-point halftime deficit to shock No. 19 Southern Cal in the quarterfinal round of the Puerto Rico Tip-Off, but fell behind 44-30 at intermission this time and couldn't recover.

Memphis shot 39.7 percent from the field (25-of-63) and made only 65.2 percent of its free throws (30-of-46) in the fourth meeting between the two schools.

Willie Kemp added 14 points for the Tigers while Tyreke Evans chipped in 12 points.

Eugene Harvey scored 21 points for Seton Hall and John Garcia tallied 10 points and 12 rebounds.

The Pirates were plagued by turnovers in the first half. Memphis scored 16 points off 11 Seton Hall turnovers, while committing only three miscues.

Seton Hall drew within four points at 21-17 with 11:02 remaining in the first half, but a 9-2 run gave the Tigers a cushion they would never relinquish.

A 10-2 run early in the second half, highlighted by two uncontested dunks, gave Memphis a 58-35 lead with 13:09 remaining.

Memphis	FG-A	3P-A	FT-A	RB	TP	A TO	B	S	Min	
Taggart	3-5	0-0	0-4	3	6	1	0	1	3	16
Dozier	3-7	0-0	4-4	5	10	1	1	0	0	20
Anderson	3-3	0-0	0-0	2	6	6	1	1	4	29
Evans	3-10	0-3	6-6	7	12	6	3	0	2	21
Mack	5-12	2-7	4-4	2	16	0	0	0	1	24
Kemp	3-9	2-7	6-6	2	14	1	2	0	0	19
Sallie	1-4	0-2	1-2	4	3	0	2	0	1	13
H.-Niles	1-7	0-0	3-6	10	5	1	1	0	1	23
McGrady	0-0	0-0	0-2	0	0	0	0	0	0	1
Witherspoon	3-6	0-0	3-8	8	9	3	1	2	1	23
Laird	0-0	0-0	0-0	0	0	0	0	0	0	0+
Robinson	0-0	0-0	3-4	2	3	0	0	0	0	11
TEAM				1						
Totals	25-63	4-19	30-46	46	84	19	11	4	13	200
Seton Hall	FG-A	3P-A	FT-A	RB	TP	A TO	B	S	Min	
Davis	0-1	0-0	0	0	0	1	0	0	1	14
Harvey	8-12	0-0	5-5	5	21	5	6	0	1	37
Hazell	9-21	5-14	9-12	4	32	0	3	0	1	38
Gause	0-4	0-2	0-0	2	0	1	3	0	1	22
Garcia	3-6	0-0	4-6	12	1	2	3	1	1	38
Theodore	1-6	0-2	2-3	2	4	0	1	0	1	25
Cajuste	0-0	0-0	0-0	0	0	0	0	0	0	0+
Walters	1-4	0-0	1-2	8	3	0	1	0	0	26
TEAM				3			1			
Totals	22-54	5-18	21-28	36	70	8	18	1	6	200

Memphis 44 40 — 84
Seton Hall 30 40 — 70
Officials: Caldwell, Adams, Cassell
Attendance: 6,733

GAME #5

XAVIER 63 - #13-12 MEMPHIS 58
NOV. 23, 2008 - SAN JUAN, P.R.
PUERTO RICO TIP-OFF - CHAMPIONSHIP GAME

Terrell Holloway made 10 free throws without a miss and finished with 13 points to help Xavier beat No. 13/12 Memphis 63-58 in the Puerto Rico Tip-Off championship game.

B.J. Raymond and Jamel McLean added 11 points each for the Musketeers, and C.J. Anderson finished with 10.

Tyreke Evans led Memphis with 12 points, but was 4-of-16 from the field. Robert Dozier and Antonio Anderson each scored 10 points.

Both teams struggled from the field, with Xavier shooting 36 percent and Memphis finishing at 32.7 percent. Xavier was 25-of-37 at the line, while Memphis was 15-of-30.

Xavier led Memphis 32-29 at the half and pushed the lead to six early in the second half, before Robert Sallie's three-point bucket capped off a quick 6-0 run to tie the game.

Holloway made two free throws with 27 seconds to go to give Xavier a 61-58 lead. After Dozier missed two three throws with 17 seconds left, Dante Jackson and C.J. Anderson hit free throws in the final seconds to seal the victory.

Down the stretch, the Tigers struggled to find a leader on the floor, or someone that wanted to step up and take over the game. Memphis had several chances, with Dozier missing two free throws and a three-pointer in the final 30 seconds.

Xavier also outrebounded the Tigers 44-40.

Xavier	FG-A	3P-A	FT-A	RB	TP	A TO	B	S	Min	
Brown	0-6	0-3	2-2	3	2	1	1	1	1	22
Raymond	4-8	1-3	2-2	5	11	3	2	0	0	30
Anderson	4-10	0-1	2-4	7	10	2	1	1	1	31
Jackson	1-6	0-3	5-8	3	7	1	2	0	3	27
Love	2-3	0-0	1-2	12	5	1	0	1	1	27
Walsh	0-0	0-0	0-0	0	0	0	1	0	0	1
Redford	0-1	0-1	0-0	0	0	0	1	0	0	5
McLean	5-9	0-1	1-5	4	11	0	0	0	0	20
Frease	1-3	0-0	2-4	4	4	1	1	2	0	13
Holloway	1-4	1-2	10-10	1	13	1	1	0	1	24
TEAM				5						
Totals	18-50	2-14	25-37	44	63	10	11	5	7	200
Memphis	FG-A	3P-A	FT-A	RB	TP	A TO	B	S	Min	
Taggart	1-5	0-0	2-3	10	4	0	3	4	0	32
Dozier	3-9	2-4	2-6	11	10	1	1	3	1	26
Anderson	3-8	1-2	3-6	5	10	4	2	0	1	38
Evans	4-16	1-6	3-4	6	12	2	2	1	1	26
Mack	3-9	2-8	1-5	2	9	2	0	1	2	27
Kemp	1-1	0-0	0-2	0	2	1	1	0	0	9
Sallie	1-1	1-1	0-0	0	3	0	0	0	0	2
H.-Niles	0-0	0-0	0-0	1	0	0	1	0	0	7
Witherspoon	2-5	0-0	0-0	1	4	3	1	1	0	23
Robinson	0-1	0-0	4-4	1	4	0	0	1	1	10
TEAM				3						
Totals	18-55	7-21	15-30	40	58	13	11	11	6	200
Xavier		32	31	—	63					
Memphis		29	29	—	58					

Officials: Lusk, Self, Pyatt; **Attendance:** 8,242

GAME #6

#18-17 MEMPHIS 100 - MARIST 61
DEC. 2, 2008 - MEMPHIS, TENN.

Shawn Taggart had 21 points, 13 rebounds and six blocks and freshman Tyreke Evans added 24 points as No. 18/17 Memphis posted a 100-61 victory over Marist.

Antonio Anderson scored 12 points and Robert Sallie finished with 11 for Memphis. Evans was 10-of-13 from the field.

David Devezin led the Red Foxes with 11 points, while Lawrence Williams and Ryan Schneider had 10 each.

Memphis built the lead to double digits within the first seven minutes, continued to extend it through the first half and kept the pressure on after the break, leading by 40 with 10 minutes left.

The Tigers would finish the night shooting 53 percent, and holding the Red Foxes to 35 percent and causing 21 turnovers. Memphis blocked 14 shots, one short of the school record set against Arkansas-Pine Bluff in 1998.

Memphis led 51-24 at halftime with Evans scoring 18 points and missing only one of eight shots. That helped Memphis shoot 56 percent in the first half.

The Memphis defense held Marist to 29 percent shooting and caused 14 turnovers in the half. The Tigers blocked seven shots, spread among six players. Memphis' domination of the middle included a 38-10 advantage in the paint.

The game was a homecoming for Marist head coach Chuck Martin, who served as a Calipari assistant in Memphis from 2006-08.

Marist	FG-A	3P-A	FT-A	RB	TP	A TO	B	S	Min	
Williams	3-9	0-0	4-6	9	10	0	2	0	0	19
Schneider	3-8	2-6	2-2	8	10	0	4	2	1	35
Goodwin	0-3	0-1	0-0	2	0	0	6	0	2	23
Devezin	3-9	0-0	5-6	1	11	3	1	0	0	27
Parris	3-7	0-1	2-2	4	8	3	2	0	3	30
McDerby	1-1	0-0	0-0	0	2	1	0	0	0	1
Hall	2-9	1-3	1-2	3	6	0	2	0	0	19
Vouyoukas	1-6	0-0	0-1	3	2	1	0	0	0	18
Amicucci	0-0	0-0	0-0	0	0	0	0	0	0	1
Gregory	3-4	0-0	1-2	5	7	0	1	0	1	16
Taylor	1-1	1-1	0-0	0	3	0	0	0	0	2
Bauer	1-3	0-1	0-0	2	2	0	1	0	1	9
TEAM				2						
Totals	21-60	4-13	15-21	39	61	8	21	2	8	200
Memphis	FG-A	3P-A	FT-A	RB	TP	A TO	B	S	Min	
H.-Niles	4-7	0-0	0-1	5	8	0	3	1	0	19
Anderson	4-7	0-1	4-5	5	12	0	3	1	0	21
Witherspoon	3-6	0-0	0-2	2	6	3	0	1	1	22
Evans	10-13	2-4	2-6	6	24	4	3	0	3	22
Mack	2-5	0-1	0-0	1	4	2	0	1	0	21
Taggart	6-11	2-3	7-10	13	21	1	0	6	1	22
Kemp	1-3	1-3	0-0	2	3	2	0	0	1	18
Dozier	3-10	0-0	0-1	5	6	1	2	3	1	19
Sallie	4-7	3-4	0-2	3	11	1	0	1	1	15
McGrady	0-0	0-0	0-0	1	0	0	0	0	0	4
Laird	1-1	1-1	2-2	0	5	0	0	0	0	3
Robinson	0-2	0-0	0-0	1	0	1	0	0	0	14
TEAM				3						
Totals	38-72	9-17	15-29	47	100	15	11	14	8	200

Marist 24 37 — 61
Memphis 51 49 — 100
Officials: Olson, Chrisman, Daily; **Attendance:** 17,329

GAME - RECAPS - AND - BOXSCORES

GAME #7

#19-19 GEORGETOWN 79 - #17-15 MEMPHIS 70 OT
DEC. 13, 2008 - WASHINGTON, D.C.

Shawn Taggart led Memphis with 23 points and 10 rebounds and Tyreke Evans added 20 points as the No. 17/15 Tigers lost to #19/19 Georgetown in an overtime thriller 79-70.

DaJuan Summers had 21 points and seven rebounds, Austin Freeman scored 18 points, and Wright had 14 for the Hoyas, who outscored Memphis 10-4 in the extra period to run their home winning streak to 26 games.

The Hoyas led 71-70 when Wright made his layup with 1:05 to play. Georgetown then finished off the victory with free throws in the final minute and a last-second heave.

Neither team led by more than one point from the 6:30 mark of the second half until Freeman made one of two free throws with 31 seconds to play, giving the Hoyas a 66-64 lead.

Jason Clark's jumper gave the Hoyas a 69-66 lead halfway through the five-minute overtime, but Evans responded with a driving layup to cut the lead to one. Summers hit a layup for Georgetown, but he missed the free throw that would have given him a three-point play. Taggart then made two free throws to trim the lead again to one with 1:20 to play.

Those two free throws would be Memphis' last points of the game. On Georgetown's next possession, Chris Brown's jumper gave the Hoyas a three-point lead that they would not relinquish.

Despite Memphis' rebounding superiority, the teams' mutual defensive intensity prevented either from making any kind of a run. There were 18 lead changes, and neither team led by more than six in regulation.

Memphis	FG-A	3P-A	FT-A	RB	TP	A TO	B	S	Min	
Dozier	3-10	1-2	0-2	11	7	2	4	0	34	
H.-Niles	2-3	0-0	0-0	3	4	1	1	0	9	
Anderson	0-8	0-4	2-3	7	2	1	1	0	41	
Witherspoon	2-8	1-2	2-2	6	7	2	3	0	29	
Evans	8-24	1-5	3-47	7	20	3	5	1	35	
Taggart	10-17	1-1	2-2	10	23	0	4	0	35	
Kemp	0-0	0-0	0-0	0	0	0	2	0	17	
Simpkins	0-0	0-0	0-0	0	0	0	0	1	5	
Mack	2-8	1-5	2-2	2	7	1	0	1	20	
TEAM				7						
Totals	27-78	5-19	11-15	53	70	10	20	2	11	225

Georgetown	FG-A	3P-A	FT-A	RB	TP	A TO	B	S	Min	
Summers	7-12	1-5	6-8	7	21	1	1	3	2	40
Wright	5-13	0-3	4-4	3	14	3	2	0	1	41
Monroe	2-7	0-0	9-12	6	13	3	3	2	42	
Freeman	6-12	1-3	5-8	5	18	1	4	0	1	40
Sapp	2-7	1-4	1-2	7	6	1	2	1	0	27
Clark	1-3	0-1	2-2	5	4	0	1	0	0	19
Vaughn	0-0	0-0	0-0	0	0	0	0	0	0	3
Wattad	1-4	1-4	0-0	2	3	1	1	0	0	13
TEAM				1						
Totals	24-58	4-20	27-36	36	79	10	14	7	6	225

Memphis	38	28	4	—	70
Georgetown	37	29	13	—	79

Officials: Burr, Hightower, Kersey
Attendance: 15, 238

GAME #8

#23-21 MEMPHIS 59 - ARKANSAS-LITTLE ROCK 51
DEC. 17, 2008 - MEMPHIS, TENN.

Robert Dozier scored 15 points and Shawn Taggart and Tyreke Evans both added 12 as the No. 23/21 Tigers weathered a late rally to hold on for a 59-51 victory over Arkansas-Little Rock.

Dozier missed only one of his four shots from the field and was 9-of-12 from the line as the Tigers rebounded from a 79-70 overtime loss at Georgetown on Dec. 13.

Memphis appeared to be in control, leading by 18 points with just under 10 minutes left. But a rally by the Trojans that included three-pointers from Curtis Jackson, Matt Mouzy and Steven Moore cut the deficit to 51-45 with 2:26 left.

Arkansas-Little Rock got within five points on several occasions late, but Memphis was able to hold on down the stretch, despite not scoring from the field over the final 8:07. Moore led the Trojans with 16 points.

Both teams shot just 33.3 percent from the field and Memphis was 3-of-20 from three-point range. Evans was 2-of-9 from the field, while Taggart was 3-of-11.

Meanwhile, Arkansas-Little Rock starting forwards Shane Edwards and Mike Smith were a combined 2-of-15 for the game. Still, Shields said his team stayed with their game plan and almost came back at the end.

Mouzy's three-point shot with 4:05 left capped a 10-0 run that got the Trojans within 50-42. But UALR could not get the deficit under five the rest of the way.

UALR	FG-A	3P-A	FT-A	RB	TP	A TO	B	S	Min	
Edwards	0-7	0-2	0-0	1	0	2	1	0	18	
Smith	2-8	0-0	0-0	7	4	2	3	1	27	
Patterson	4-7	0-0	0-0	2	8	1	6	0	31	
Mouzy	2-8	2-6	0-0	5	6	1	2	0	31	
Fowler	2-8	0-2	4-7	9	8	2	0	0	29	
Moore	5-11	2-4	4-5	1	16	1	4	0	22	
Jackson, L.	0-0	0-0	0-1	0	1	0	0	0	3	
Jackson, Co.	0-0	0-0	0-2	1	0	0	1	0	12	
Jackson, Cu.	1-4	1-2	0-0	1	3	0	0	0	13	
Burton	3-4	0-0	0-0	6	6	0	0	1	14	
TEAM				5						
Totals	19-57	5-16	8-15	38	51	9	17	2	3	200

Memphis	FG-A	3P-A	FT-A	RB	TP	A TO	B	S	Min	
Dozier	3-4	0-0	9-12	5	15	0	2	1	2	28
H.-Niles	2-2	0-0	0-0	4	4	0	1	1	1	27
Anderson	1-4	0-3	0-0	4	2	2	5	0	0	27
Witherspoon	1-3	0-1	3-5	2	5	0	0	0	1	19
Evans	2-9	1-3	7-11	4	12	4	3	0	2	25
Taggart	3-11	0-3	6-7	5	12	0	2	1	24	
Kemp	0-3	0-3	0-0	1	0	0	0	0	18	
Sallie	0-1	0-1	0-0	0	0	1	0	1	7	
Simpkins	0-0	0-0	0-0	0	0	0	0	1	1	
Mack	3-8	2-6	1-3	5	9	1	1	1	24	
TEAM				1						
Totals	15-45	3-20	26-40	36	59	8	12	7	9	200

Ark.-Little Rock	22	29	—	51
Memphis	30	29	—	59

Officials: Olson, Crawford, Self
Attendance: 17, 220

GAME #9

#11-11 SYRACUSE 72 - #23-21 MEMPHIS 65
DEC. 20, 2008 - MEMPHIS, TENN.

Jonny Flynn had 24 points and six assists and Paul Harris added 15 points and eight rebounds to lead No. 11/11 Syracuse to a 72-65 victory over No. 23/21 Memphis.

Flynn, who was questionable for the game because of an ailing hip that he hurt in the second half against Canisius on Dec. 17, was 9-of-17 from the field.

Rick Jackson finished with 14 points and seven rebounds for the Orange.

Robert Sallie and Pierre Henderson-Niles led Memphis with 12 points apiece, as the Tigers shot 34 percent in the game. They were just 7-of-33 outside the three-point arc.

Despite the poor shooting night, particularly from outside, Memphis was still within 60-57 with just over five minutes to play. But Syracuse would make enough free throws down the stretch to hold on for its second straight win, after its only loss of the season came on a desperation shot by Cleveland State on Dec. 15.

Flynn was the offensive spark for the Orange in the first half. His three-pointer from the top of the key stopped Memphis' 9-0 run, and then hit another trey from near the same spot.

The Orange eventually would close the first half on a 15-6 run, including the last seven points, to carry a 35-33 lead into the break. Syracuse hit seven of its last 10 shots from the field, including all three of its 3-pointers.

The game was the first in the short series that was played in either squad's homecourt. The previous two meetings were played in Madison Square Garden.

Syracuse	FG-A	3P-A	FT-A	RB	TP	A TO	B	S	Min	
Jackson	7-12	0-0	0-1	7	14	1	0	2	1	28
Harris	4-9	1-1	6-9	8	15	3	4	0	1	37
Onuaku	2-4	0-0	0-4	5	4	0	1	0	0	30
Rautins	3-9	2-5	1-2	4	9	2	2	0	3	38
Flynn	9-17	2-5	4-6	4	24	6	5	0	3	40
Jones	0-2	0-2	0-0	0	0	0	0	0	0	2
Ongenaet	0-0	0-0	0-0	0	0	0	1	0	0	0
Joseph	2-4	1-1	1-4	2	6	0	2	1	2	25
TEAM				6						
Totals	27-57	6-14	12-26	36	72	12	15	3	19	200

Memphis	FG-A	3P-A	FT-A	RB	TP	A TO	B	S	Min	
Dozier	2-4	0-0	1-2	8	5	3	2	3	1	23
H.-Niles	5-9	0-0	2-2	5	12	0	1	0	0	23
Anderson	0-5	0-4	4-4	4	4	6	5	1	0	32
Witherspoon	3-6	1-3	0-0	2	7	0	4	0	0	18
Evans	2-9	0-5	1-2	5	2	6	2	2	2	23
Taggart	4-13	0-3	1-1	13	9	1	2	0	0	29
Kemp	0-2	0-2	0-0	1	0	1	0	0	0	7
Sallie	4-7	4-6	0-0	1	12	0	0	2	2	15
Simpkins	1-2	0-0	0-1	0	1	0	0	0	0	5
Mack	3-13	2-10	1-1	3	9	3	0	0	1	25
TEAM				3						
Totals	24-70	7-33	10-13	45	65	16	20	8	6	200

Syracuse	35	37	—	72
Memphis	33	32	—	65

Officials: Shaw, Burr, Higgins
Attendance: 17,091

GAME - RECAPS - AND - BOXSCORES

GAME #10

RV-#24 MEMPHIS 87 - DREXEL 49
DEC. 22, 2008 - MEMPHIS, TENN.

Tyreke Evans scored 20 points and four other Tigers finished in double figures, as Memphis pulled away early and easily defeated Drexel 87-49.

Evans was 8-of-14 from the field as Memphis rebounded from its Dec. 20 setback to No. 11/11 Syracuse, although the Tigers' performance was far from flawless.

Robert Dozier had 14 points for Memphis on 6-of-9 shooting, including both three-pointers, while Shawn Taggart finished with 13 points and seven rebounds. Robert Sallie added 11 for Memphis, while Doneal Mack had 10.

Tramayne Hawthorne led the Dragons with 26 points.

Drexel shot 21 percent in the half, missed five of its six three-pointers and committed 11 turnovers. That contributed to Memphis building a double-digit lead early, fueled by 14 unanswered points as the Dragons went more than seven minutes without a field goal.

The second half proved better for Memphis, particularly from outside the arc, where they opened 6-of-9 from three-point range while continuing to extend the lead, eventually reaching 44 late in the game.

Memphis shot 56 percent after halftime, including 67 percent outside the arc. Drexel finished the game shooting 28 percent, while committing 18 turnovers.

The game was a match-up that pitted Tiger head coach John Calipari against another former assistant coach in Drexel mentor Bruiser Flint. Flint served as Calipari's assistant at UMass from 1989-96, and then took over the Minuteman program from Calipari when he left for the NBA.

Drexel	FG-A	3P-A	FT-A	RB	TP	A TO	B	S	Min	
Neisler	3-13	0-0	0-1	8	6	1	5	0	24	
Tribbett	0-1	0-0	4-6	3	4	0	0	0	18	
Rodgers	2-6	0-2	1-3	6	5	6	4	0	33	
Colds	2-11	0-5	1-1	3	5	1	2	0	27	
Harris	0-2	0-0	1-2	1	1	1	3	0	24	
Hawthorne	10-21	6-11	0-0	3	26	1	3	0	33	
Spencer	0-1	0-0	0-0	5	0	0	0	2	14	
Formbor	0-1	0-0	0-0	2	0	0	0	0	5	
Phillip	0-4	0-0	0-0	2	0	0	0	0	6	
Givens	1-4	0-0	0-0	2	2	0	0	0	16	
TEAM				4						
Totals	18-64	6-18	7-13	39	49	10	18	2	5	200

Drexel	17	32	—	49
Memphis	36	51	—	87

Officials: Hightower, Hillary Daily; Attendance: 16,715

GAME #11

RV-RV MEMPHIS 60 - CINCINNATI 45
DEC. 29, 2008 - MEMPHIS, TENN.

Antonio Anderson scored 18 points while Tyreke Evans added a double-double with 14 points and 10 rebounds to lead Memphis to a 60-45 non-conference win over Cincinnati.

Anderson, who has struggled shooting this season, made 8-of-13 shots on his way to 18 points. He also added four rebounds and two assists.

Anderson's 18 points were a season-high. His previous high on the season was 15 points against Massachusetts. Anderson has had previous success against Cincinnati, netting a career-high 32 points on 11 made field goals, including seven three-pointers against the Bearcats during his freshman season in 2005. The seven treys Anderson hit versus Cincinnati in 2005 tied the school record.

Robert Dozier added 17 points for Memphis.

Deonta Vaughn led the Bearcats with 17 points, and was the only Cincinnati player in double figures. The Bearcats were hindered by a 26.1 percent shooting from the field (12-of-46) and 20 turnovers.

Cincinnati cut the lead to five at the 14:18 mark after a jumper by Rashad Bishop. However, Memphis responded with a quick 6-0 run, with Tyreke Evans making two dunks. Memphis' lead would never fall below nine for the rest of the game.

Memphis would extend the lead to as much as 17 with 16 seconds left before Cincinnati added a last second bucket.

Cincinnati	FG-A	3P-A	FT-A	RB	TP	A TO	B	S	Min	
Williams	0-3	0-0	2-2	1	2	1	1	0	15	
Bishop	2-5	1-2	1-2	1	6	1	2	0	22	
Gates	2-9	0-0	1-3	9	5	0	7	1	31	
Dixon	1-3	0-1	2-2	3	4	0	2	0	14	
Vaughn	4-12	0-4	9-10	5	17	3	3	0	38	
Davis	0-3	0-3	0-0	1	0	0	1	0	20	
Wilks	0-1	0-1	2-2	1	2	0	0	0	14	
Miller	0-0	0-0	0-0	0	0	0	0	0	0	
Mitchell	2-8	2-5	1-2	7	7	0	3	0	26	
Toyloy	1-2	0-0	0-0	2	2	1	0	0	20	
TEAM				0						
Totals	12-46	3-16	18-23	32	45	5	20	2	5	200

Memphis	FG-A	3P-A	FT-A	RB	TP	A TO	B	S	Min	
Dozier	5-13	1-2	6-9	7	17	1	0	0	33	
H.-Niles	0-0	0-0	0-0	7	0	0	1	1	14	
Anderson	8-13	0-1	2-2	4	18	2	0	1	38	
Evans	6-15	0-1	2-4	10	14	8	7	2	33	
Mack	0-7	0-6	0-0	4	0	0	1	0	23	
Taggart	2-5	0-0	0-0	4	4	0	3	1	21	
Sallie	1-8	1-7	0-0	0-1	2	3	1	0	22	
Witherspoon	2-3	0-1	0-3	2	4	0	2	0	10	
Simpkins	0-0	0-0	0-0	0	0	0	0	0	6	
TEAM				5						
Totals	24-64	2-18	10-18	44	60	12	14	5	7	200

Cincinnati	22	23	—	45
Memphis	30	30	—	60

Officials: Hightower, Shaw, Greene

Attendance: 18,071

GAME #12

RV-RV MEMPHIS 80 - NORTHEASTERN 48
DEC. 31, 2008 - MEMPHIS, TENN.

Tyreke Evans had 27 points and seven steals, both career highs, to lead Memphis to an 80-48 non-conference victory over Northeastern.

The freshman guard connected on 9-of-13 shots, including 4-of-5 from outside the three-point arc, as Memphis won its third straight. Robert Dozier added 16 points, making all 10 of his free throws, and Antonio Anderson scored 11 for Memphis.

The Tigers pulled away at the end of the first half and were never threatened the rest of the way.

Manny Adako led Northeastern, hitting all seven of his shots in the game. Matt Janning, the Huskies' leading scorer, was limited to six points, going 2-of-12 from the field. Janning missed all four of his three-point shot attempts.

The Huskies, coming off a 55-42 win at Indiana Dec. 22, held an early lead, but struggled after the midway point of the first half.

The Tigers held Northeastern to 36.2 percent shooting from the field, and 27.8 percent from beyond the arc. Memphis also connected on 31-of-35 free throws, the most free throws they have made to date.

Antonio Anderson scored in double figures for the second-consecutive game for the first time since he notched 10 points against Xavier and 12 against Georgetown.

Memphis outrebounded the Huskies 39-36 and also had 18 steals, including seven by Evans.

NU	FG-A	3P-A	FT-A	RB	TP	A TO	B	S	Min	
Spates	0-3	0-3	0-0	0	0	2	1	0	11	
Adako	7-7	1-1	1-2	6	16	0	2	2	28	
Ojouboh	3-6	0-0	1-2	3	7	0	2	0	1	
Allen	1-9	1-3	2-2	3	5	3	5	1	28	
Janning	2-12	0-4	2-2	3	6	4	5	0	35	
Etherly	0-1	0-0	1-2	1	1	0	0	0	2	
Alvarez	1-2	0-0	0-0	2	2	1	3	1	18	
Lima	2-3	2-3	0-0	4	6	2	3	0	24	
McDonald	0-0	0-0	0-0	0	0	0	0	0	2	
Smith	0-1	0-1	2-2	0	2	0	0	0	8	
Bataille	1-3	1-3	0-0	0	3	0	2	0	12	
Aragbaye	0-0	0-0	0-0	0	0	0	2	0	1	
Felix	0-0	0-0	0-0	0	0	0	0	0	3	
TEAM				5						
Totals	17-47	5-18	9-12	28	48	12	25	4	9	200

Memphis	FG-A	3P-A	FT-A	RB	TP	A TO	B	S	Min	
Dozier	3-8	0-1	10-10	8	16	3	2	1	35	
H.-Niles	0-0	0-0	2-2	5	2	0	1	1	20	
Anderson	3-12	0-1	5-6	1	11	1	0	0	29	
Evans	9-13	4-5	5-6	2	27	4	5	1	29	
Mack	0-5	0-4	2-2	1	2	0	0	1	19	
Taggart	2-3	0-0	3-4	3	7	0	0	0	18	
Kemp	1-4	0-1	0-0	0	2	1	0	0	20	
Sallie	1-3	1-1	0-0	2	3	2	1	0	12	
McGrady	0-0	0-0	0-0	0	0	0	1	0	2	
Witherspoon	3-3	0-0	2-3	3	8	0	2	0	11	
Simpkins	0-0	0-0	0-0	0	0	0	0	0	3	
Laird	0-0	0-0	2-2	0	2	0	1	0	2	
TEAM				7						
Totals	22-51	5-13	31-35	32	80	11	13	4	18	200

Northeastern	26	22	—	48
Memphis	38	42	—	80

Officials: Moore, Smith, Hicks

Attendance: 17,164

GAME - RECAPS - AND - BOXSCORES

GAME #13

RV-RV MEMPHIS 108 - LAMAR 75
JAN. 3, 2009 - MEMPHIS, TENN.

Antonio Anderson scored 12 points, dished out 13 assists and grabbed 10 rebounds to help Memphis to a 108-75 victory over Lamar.

Anderson became only the second Memphis player in history to record a triple-double since Anfernee Hardaway in 1993. Tyreke Evans, who went 11-of-16 from the field, scored 25 points.

Robert Dozier finished with 19 points, and Shawn Taggart scored 15 points. Doneal Mack had 14 for the Tigers.

Kenny Dawkins led Lamar with 19 points, while Brandon McThay contributed 12. Charlie Harper and Tristan Worrell had 11 apiece for the Cardinals.

Memphis, which won its fourth straight since a 72-65 loss to No. 11/11 Syracuse on Dec. 20, shot 53 percent.

Memphis put the game away in the first half, erasing an early Lamar advantage with a 16-0 run.

This game marked the end of a drought for Tiger sharpshooter Doneal Mack, who had gone 0-12 in the last two games, including 0-10 from the three-point line. Mack drained four treys in the game.

Senior Antonio Anderson continued his hot play, scoring in double figures for the third-straight game.

The Tigers held Lamar to 35.2 percent shooting from the field, including 26.3 percent from beyond the arc.

Lamar stayed with Memphis early, leading 17-14 at the 14:06 mark of the first half. But, the Tigers came back with a 16-0 run to make it 30-17, effectively putting the game out of reach.

Lamar	FG-A	3P-A	FT-A	RB	TP	A TO	B	S	Min
Brown	3-10	1-1	0-0	10	7	1	2	1	24
Worrell	3-8	0-0	5-6	7	11	1	1	0	25
McThay	4-11	1-5	3-3	2	12	4	3	0	35
Dawkins	6-19	2-5	5-5	5	19	3	3	0	40
Hall	1-8	0-4	3-4	3	5	5	2	1	27
Miles	0-1	0-1	0-0	1	0	0	0	0	7
Williams	1-2	1-2	3-4	1	6	1	3	0	15
Harper	5-7	0-1	1-2	3	11	0	2	0	14
Custer	2-5	0-0	0-0	4	4	0	0	0	13
TEAM	3								
Totals	25-71	5-19	20-24	39	75	15	17	2	3 200

Memphis	FG-A	3P-A	FT-A	RB	TP	A TO	B	S	Min
Dozier	8-11	0-1	3-5	7	19	3	1	2	29
H.-Niles	1-4	0-0	1-4	6	3	0	2	3	12
Anderson	5-11	1-3	1-2	10	12	13	0	1	32
Evans	11-16	2-5	1-1	3	25	5	1	2	33
Mack	5-10	4-9	0-0	5	14	2	1	0	24
Taggart	5-9	0-1	5-7	4	15	1	1	1	19
Kemp	3-5	3-5	0-0	1	9	0	1	0	9
Sallie	1-5	1-4	0-0	1	3	1	0	0	14
McGrady	0-1	0-0	0-0	2	0	1	1	0	3
Witherspoon	1-2	0-1	1-1	2	3	0	1	2	13
Simpkins	1-4	0-0	0-0	4	2	0	2	0	9
Laird	1-1	1-1	0-0	0	3	0	0	0	3
TEAM	1								
Totals	42-79	12-30	12-20	46	108	26	11	11	10 200

Lamar 35 40 — 75
 Memphis 58 50 — 108
Officials: Edsall, Heimerman, Reece; **Attendance:** 17,386

GAME #14

RV-RV MEMPHIS 80 - MARSHALL 57
JAN 7, 2009 - MEMPHIS, TENN.

Antonio Anderson scored 17 points and Roburt Sallie added 13 as Memphis pulled away in the second half for an 80-57 victory over Marshall in the Conference USA opener for both teams.

Tyreke Evans added 11 points and eight rebounds as Memphis used a 27-7 rally to put away the Thundering Herd in the second half. Memphis ended the night shooting 47.5 percent from the field (29-of-61), while holding Marshall to 28.6 percent (18-of-63).

Memphis has won 43-straight conference games, including the postseason tournament.

Markel Humphrey led Marshall with 14 points, while Damier Pitts and Tyler Wilkerson finished with 11 apiece. Wilkerson also grabbed eight rebounds.

Anderson's 17-point performance marked his fourth-straight game of scoring 10 or more points.

The Tigers again played stifling defense, holding Marshall to only 28.6 percent shooting from the floor, and just 17.6 percent from beyond the arc.

Marshall was within one point at the 1:50 mark in the first half, trailing 29-28 after a layup by Shaquille Johnson. The Tigers, however, closed the half on a 6-0 run, capped by an Anderson three-pointer as time expired.

Memphis started out the second half slowly, but quickly picked up the pace. Robert Dozier made a layup at the 17:03 mark to extend the lead to double digits. Marshall would never cut the lead under 10 again.

Marshall	FG-A	3P-A	FT-A	RB	TP	A TO	B	S	Min
Baines	0-5	0-0	1-2	3	1	2	0	0	21
Wilkerson	4-10	0-1	3-4	8	11	0	1	0	22
Pitts	3-12	2-7	3-4	0	11	3	1	0	30
Lutz	0-5	0-3	0-0	2	0	1	1	0	26
Johnson	3-9	0-1	0-2	4	6	1	2	0	22
Merthie	2-4	0-0	1-2	4	5	1	2	0	17
Humphrey	4-7	0-1	6-7	6	14	0	2	1	28
Pena	0-5	0-3	2-2	1	2	1	0	0	14
Spann	2-6	1-1	2-2	3	7	0	0	2	18
White	0-0	0-0	0-0	0	0	0	0	0	2
TEAM	3								
Totals	18-63	3-17	18-25	34	57	9	9	1	5 200

Memphis	FG-A	3P-A	FT-A	RB	TP	A TO	B	S	Min
Taggart	3-7	0-0	2-2	7	8	0	2	1	18
Dozier	4-6	0-1	1-2	9	9	1	3	2	29
Anderson	6-12	1-3	4-5	4	17	5	0	2	32
Evans	3-11	0-2	5-8	8	11	2	3	0	32
Mack	3-6	0-2	2-2	1	8	0	1	0	17
Kemp	1-4	1-4	0-0	0	3	2	1	0	13
Sallie	5-8	3-5	0-0	2	13	1	0	0	25
H.-Niles	2-2	0-0	0-0	5	4	0	0	2	16
McGrady	1-1	0-0	0-0	1	2	0	0	0	2
Witherspoon	1-2	0-0	2-3	2	4	1	0	0	13
Simpkins	0-1	0-0	0-0	2	0	0	1	3	8
Laird	0-1	0-0	1-2	0	1	0	0	0	2
TEAM	4								
Totals	29-61	5-17	17-24	45	80	12	11	10	4 200

Marshall 28 29 — 57
 Memphis 35 45 — 80
Officials: O'Neil, Higgins, Olson
Attendance: 17,606

GAME #15

RV-RV MEMPHIS 73 - UCF 66
JAN. 10, 2009 - ORLANDO, FLA.

Robert Dozier, Antonio Anderson and Tyreke Evans each scored 15 points and Memphis rallied from an eight-point, second-half deficit to beat UCF 73-66 in a Conference USA match-up. The game was the Knights' Conference USA home opener.

Memphis snapped the Knights' 12-game home winning streak in front of the largest crowd in UCF history (9,825).

UCF took a 53-48 lead on a three-pointer by Isaac Sosa with 14:52 remaining. But Memphis' defense didn't allow the Knights a field goal for the next 11:18. During that period, the Tigers outscored UCF 21-7 to take a 69-60 lead.

Jermaine Taylor's basket with 51 seconds left brought the Knights to 69-66, but a basket by Evans and two free throws by Doneal Mack, who finished with 11 points, sealed the Memphis victory.

Taylor finished with 24 points, Tony Davis scored 16 and Kenrick Zondervan finished with 10 points for UCF.

UCF led by eight as late as the 16:09 mark in the second half, after a layup by Tony Davis.

Memphis responded with a 6-0 run, capped with a offensive rebound and putback by Robert Dozier at the 15:02 mark. The Knights, however, responded with a quick three to extend the lead back to five.

The game was tied at 59 at the 8:54 mark, after two free throws from A.J. Tyler. Memphis took the lead with a layup by Antonio Anderson and never relinquished it.

Memphis	FG-A	3P-A	FT-A	RB	TP	A TO	B	S	Min
Dozier	6-9	1-2	2-3	4	15	1	1	1	34
H.-Niles	0-0	0-0	0-1	2	0	0	0	0	14
Anderson	5-12	2-3	3-6	7	15	4	3	0	39
Evans	6-10	2-3	1-2	6	15	5	5	0	29
Mack	4-8	1-5	2-3	2	11	0	0	1	19
Taggart	1-6	0-1	2-4	6	4	0	0	1	20
Kemp	1-3	1-2	0-0	0	3	1	0	0	12
Sallie	0-2	0-2	2-2	2	2	1	0	0	11
Witherspoon	2-4	0-0	0-0	3	4	0	1	1	14
Simpkins	2-2	0-0	0-0	2	4	0	0	1	8
TEAM	2								
Totals	27-56	7-18	12-21	36	73	12	11	5	7 200

UCF	FG-A	3P-A	FT-A	RB	TP	A TO	B	S	Min
Davis	6-10	0-1	4-7	10	16	2	1	3	31
Zondervan	3-4	0-0	4-4	4	10	0	1	0	26
Taylor	9-21	3-7	3-4	7	24	3	3	0	36
Rompza	1-4	1-3	0-0	2	3	5	2	0	32
Young	0-3	0-2	2-3	0	2	4	0	0	23
Sosa	1-4	1-3	0-0	0	3	1	1	0	26
Baez	0-1	0-0	0-0	0	0	0	0	1	4
Tyler	3-4	0-1	2-2	3	8	0	1	0	22
TEAM	3								
Totals	23-51	5-17	15-20	29	66	15	11	3	6 200

Memphis 39 34 — 73
 UCF 40 26 — 66
Officials: Chambers, Smith, Sneed
Attendance: 9,825

GAME - RECAPS - AND - BOXSCORES

GAME #16

RV-RV MEMPHIS 55 - TULSA 54
JAN. 13, 2009 - TULSA, OKLA.

Antonio Anderson's driving basket at the buzzer lifted Memphis to a 55-54 Conference USA victory over Tulsa. The win extended the Tigers' C-USA win streak to 45 games, including the league's postseason tournament.

Memphis coach John Calipari set up the play after Tulsa's Ben Uzoh hit two free throws to give the Golden Hurricane their first lead of the game with 4.5 seconds to play.

The play — labeled "Maryland" because Lefty Driesell used it in 1982 — called for all the Memphis players to go the left side of the court except for Anderson, who caught the in-bounds pass near mid-court on the right and drove to the basket where he lofted in a double-clutch layup over Tulsa's 7-foot center Jerome Jordan.

Tyreke Evans led the Tigers with 23 points. Jordan had 20 points, 13 rebounds and four blocks for Tulsa. Uzoh added 16 points, eight rebounds and three assists.

Tulsa dominated Memphis on the glass 43-25, but was hurt by 22 turnovers, compared to just 11 for the Tigers.

Memphis led 30-20 after a three-point shot by Tyreke Evans at the 2:19 mark in the first half. It would be their largest lead of the game. Tulsa closed the half on a 6-0 run, making it 30-26 at the halfway point.

The Tigers even led by seven (49-42) with 5:43 remaining in the game. But, Tulsa fought back once again and tied the game at 52 with 1:20 remaining.

Willie Kemp played a huge role in the Tigers' victory with a career-high five steals. He also had two key offensive rebounds late in the second half, and made the in-bounds strike to Anderson for his game-winning layup.

Memphis	FG-A	3P-A	FT-A	RB	TP	A TO	B	S	Min	
Dozier	0-2	0-0	1-2	2	1	2	4	1	2	21
H.-Niles	1-1	0-0	0-0	1	2	0	0	1	0	11
Anderson	2-5	0-1	1-2	5	2	3	1	0	0	27
Evans	8-19	2-2	5-8	4	23	2	4	0	2	36
Mack	3-9	2-6	1-5	4	9	0	0	0	1	33
Taggart	3-7	0-0	0-0	5	6	0	0	1	1	25
Kemp	2-4	0-0	1-2	2	5	0	0	0	5	22
Sallie	0-1	0-0	0-0	0	0	0	0	0	0	6
Witherspoon	1-3	0-0	1-4	1	3	1	0	0	2	16
Simpkins	0-1	0-0	1-2	0	1	0	0	0	0	3
TEAM				5						
Totals	20-52	4-9	11-25	25	55	7	11	4	13	200

Tulsa	FG-A	3P-A	FT-A	RB	TP	A TO	B	S	Min	
Wheatley	3-5	0-0	2-2	7	8	0	1	1	0	28
Reese	2-6	1-3	1-4	2	6	1	6	0	1	37
Jordan	7-13	0-0	6-7	13	20	3	5	4	0	40
Uzoh	6-11	0-0	4-6	8	16	0	3	2	2	40
Andrews	1-8	0-1	0-0	2	2	2	3	1	0	25
Hurt	0-2	0-1	0-0	2	0	2	2	0	0	12
Richard	0-0	0-0	0-0	0	0	0	0	0	0	1
Mitchell	1-1	0-0	0-0	0	0	2	0	1	0	17
TEAM				7						
Totals	20-46	1-5	13-19	43	54	8	22	8	5	200

Memphis 30 25 — 55
 Tulsa 26 28 — 54
 Officials: Shaw, Edsall, Whitehead; Attendance: 5, 936

GAME #17

RV-RV MEMPHIS 81 - UAB 68
JAN. 17, 2009 - MEMPHIS, TENN.

Tyreke Evans scored 24 points to lead Memphis to an 81-68 Conference USA win over rival UAB.

Four other players scored in double figures for Memphis. Willie Kemp had 14 points, including 4-of-6 from outside the arc. Memphis went 9-of-16 (56 percent) from long-range.

Antonio Anderson and Doneal Mack each had 11 points for the Tigers, while Robert Dozier finished with a double-double of 10 points and 10 rebounds.

Paul Delaney III led the Blazers with a game-high 26 points. Robert Vaden and Lawrence Kinnard scored 12 points apiece. All of Kinnard's points came in the first half. Point guard Aaron Johnson was also held scoreless.

The Blazers started out hot, making four three-pointers in the first half. However, UAB went cold from the arc nearly the rest of the way until Channing Toney knocked down a trey with 3:51 remaining in the contest.

The game was rather heated in the first half, with each team drawing two technical fouls. UAB led by as many as 11 midway through first half (26-15), after Kinnard, a Memphis native, drained a three-point basket at the 9:08 mark.

Evans then netted 12 of his 24 points in a 19-7 run that gave Memphis a 34-33 lead late in the first half. The Tigers held a 42-39 advantage at the break.

The victory was the Tigers' 46th straight in Conference USA, including the postseason. UAB was the last team to defeat Memphis in conference play with an 80-74 win in Birmingham on Mar. 2, 2006.

UAB	FG-A	3P-A	FT-A	RB	TP	A TO	B	S	Min	
Kinnard	5-11	1-4	1-2	5	12	0	0	0	0	19
Vaden	3-15	2-7	4-5	9	12	1	5	1	0	39
Johnson	0-3	0-1	0-0	2	0	3	2	0	2	32
Delaney III	7-10	0-2	12-13	4	26	4	2	0	1	36
Toney	2-4	2-3	0-0	5	6	0	1	1	0	31
Moore	1-1	0-0	0-0	0	2	0	0	0	0	5
Davis Jr	0-1	0-0	1-1	3	1	0	0	0	1	14
Crawford	3-7	0-0	3-4	1	9	0	0	1	0	24
TEAM				4						
Totals	21-52	5-17	21-25	33	68	8	12	3	4	200

Memphis	FG-A	3P-A	FT-A	RB	TP	A TO	B	S	Min	
Taggart	3-7	0-0	1-1	5	7	0	2	0	0	17
Dozier	4-7	1-1	17	10	10	1	3	2	0	29
Anderson	4-8	0-1	3-4	7	11	5	1	0	2	40
Evans	7-12	1-2	9-12	4	24	3	2	1	1	29
Mack	4-9	2-5	1-3	3	11	0	2	0	2	34
Kemp	5-8	4-6	0-0	1	14	3	0	0	2	33
Sallie	1-2	1-1	0-0	0	3	0	0	0	0	11
H.-Niles	0-0	0-0	0-0	0	0	0	1	0	0	2
Witherspoon	0-0	0-0	0-0	1	0	0	0	0	0	3
Simpkins	0-0	0-0	1-2	0	1	0	0	0	0	2
TEAM				7						
Totals	28-53	9-16	16-29	33	81	12	11	3	7	200

UAB 39 29 — 68
 Memphis 42 29 — 81
 Officials: O'Neil, Hampton, Mathis
 Attendance: 18, 456

GAME #18

#22-24 MEMPHIS 80 - RICE 52
JAN. 21, 2009 - MEMPHIS, TENN.

Robert Dozier scored 13 points and grabbed nine rebounds to lead No. 22/24 Memphis to its ninth-straight victory, an 80-52 win against Rice. Doneal Mack added 14 points for Tigers, who never trailed in the game.

Connor Frizzelle led Rice with 16 points and nine rebounds, and Rodney Foster finished with 13 points. Cory Pflieger, the only Rice player averaging double figures at 10.4 points a game, was scoreless, taking only one shot.

The Owls committed 21 turnovers and shot only 36 percent.

Memphis, which returned to the AP Top 25 in almost a month, won its 47th-straight conference game, including the postseason.

The Tigers never really were threatened in the game. Memphis led by as many as 22 in the first half and held a 47-28 lead at the break. The advantage would eventually reach 31 in the second half.

Mack scored 12 of his 14 points in the first half, including 4-for-6 from three-point range. Memphis shot 46 percent from long range.

Memphis started out hot, leading by 12 after Antonio Anderson's layup at the 15:08 mark. Rice cut the lead back down to nine until Wesley Witherspoon's jumper at the 12:22 mark extended the Tigers' lead back into double digits, where it would remain for the rest of the game.

Rice	FG-A	3P-A	FT-A	RB	TP	A TO	B	S	Min	
Braimoh	2-7	0-0	3-5	2	7	1	0	0	1	17
Stanton	3-6	0-1	1-2	4	7	2	2	0	0	26
Foster	4-9	3-5	2-2	1	13	2	5	0	2	25
Pflieger	0-1	0-1	0-0	3	0	0	4	0	2	20
Ghoram	3-10	0-0	0-1	2	6	1	5	0	0	32
Schwarze	0-0	0-0	0-2	1	0	0	0	0	0	5
Frizzelle	3-9	3-4	7-8	9	16	2	2	0	0	33
Hemdon	1-2	0-0	1-4	1	3	1	0	0	0	11
Beasley	0-0	0-0	0-0	1	0	1	2	0	1	12
Wilson	0-0	0-0	0-0	0	0	0	0	0	0	0+
Bolte	0-0	0-0	0-0	0	0	0	0	0	0	1
Perka	0-0	0-0	0-0	1	0	0	1	0	0	18
TEAM				4						
Totals	16-44	6-11	14-24	29	52	10	21	0	6	200

Memphis	FG-A	3P-A	FT-A	RB	TP	A TO	B	S	Min	
Taggart	4-5	0-0	1-2	3	9	0	1	1	0	12
Dozier	4-10	0-3	5-5	9	13	2	2	1	0	19
Anderson	1-4	0-0	4-4	1	6	5	1	0	5	30
Evans	1-4	0-1	3-6	3	5	5	2	0	4	24
Mack	5-11	4-8	0-0	0	14	1	1	0	2	31
Kemp	1-6	1-5	0-2	1	3	3	1	0	1	21
Sallie	2-5	1-3	3-3	2	8	1	0	0	0	13
H.-Niles	2-5	0-0	0-0	5	4	0	0	0	0	16
Witherspoon	3-5	0-0	2-2	3	8	3	1	1	1	20
Simpkins	3-5	0-0	1-4	7	7	0	1	0	0	12
Laird	1-1	1-1	0-0	0	0	1	0	0	0	2
TEAM				4						
Totals	27-61	7-21	19-28	38	80	21	10	3	13	200

Rice 28 24 — 52
 Memphis 47 33 — 80
 Officials: Pollard, Evans, Simmons
 Attendance: 17, 589

GAME - RECAPS - AND - BOXSCORES

GAME #19

#22-24 MEMPHIS 54 - TENNESSEE 52
JAN. 24, 2009 - KNOXVILLE, TENN.

Tyreke Evans scored 17 points, including a free throw with :01.9 remaining, helping the No. 22/24 Tigers to a 54-52 non-conference victory over the in-state rival Vols. It was Memphis' 10th-straight win.

The Tigers made up for consecutive losses the previous two years to Tennessee, including the loss last year that ended Memphis' perfect season.

Evans scored Memphis' final seven points, making a layup with 2:53 remaining to give the Tigers a 53-50 lead. Wayne Chism, who scored Tennessee's last 11 points, made two free throws with 2:34 left to cut Memphis' lead to 53-52.

Evans missed a short jumper with 34 seconds left, and Bobby Maze grabbed the rebound for Tennessee. After a timeout, Tyler Smith, who scored the winning shot in last year's game, missed an off-balance jumper with about five seconds left. A battle for the rebound ensued, and Evans came away with it and was fouled.

After two more fouls cut the clock down from :04.5 to :01.9, Evans went to the foul line, where he hit the first of two attempts. He intentionally missed the second attempt, and Chism grabbed the rebound and called a timeout with :01.1 left. The miss also forced Tennessee to a spot throw-in, and all the Vols could manage was a midcourt shot by Josh Tabb that was wide right.

Antonio Anderson and Doneal Mack both had 10 points for the Tigers, while Shawn Taggart and Robert Dozier grabbed nine rebounds apiece.

Chism led the Volunteers with 15 points, while Smith had 13 points and 10 rebounds, and J.P. Prince had 10 points.

Memphis	FG-A	3P-A	FT-A	RB	TP	A TO	B	S	Min
Taggart	3-7	0-0	2-4	9	8	0	1	2	31
Dozier	2-8	0-1	0-0	9	4	1	1	2	36
Anderson	2-9	1-3	5-5	7	10	4	4	0	40
Evans	7-16	1-3	2-3	8	17	2	2	0	27
Mack	3-8	2-5	2-2	2	10	2	1	1	34
Kemp	2-7	1-3	0-0	2	5	1	1	0	17
Sallie	0-0	0-0	0-0	0	0	0	1	0	2
H.-Niles	0-1	0-0	0-0	3	0	0	1	0	8
Witherspoon	0-0	0-0	0-0	0	0	1	0	0	2
Simpkins	0-0	0-0	0-0	0	0	0	0	0	3
TEAM	2								
Totals	19-56	5-15	11-14	42	54	11	12	5	200

Tennessee	FG-A	3P-A	FT-A	RB	TP	A TO	B	S	Min
Smith	5-18	1-3	2-4	10	13	2	0	0	33
Chism	4-7	1-2	6-7	6	15	1	4	1	26
Maze	2-7	0-2	0-0	2	4	2	0	0	24
Prince	5-9	0-0	0-0	3	10	2	1	2	33
Hopson	0-6	0-2	1-2	4	1	2	1	0	28
Woolridge	0-0	0-0	1-2	0	0	0	0	0	2
Negedu	0-0	0-0	0-0	0	0	0	0	1	4
Tatum	0-3	0-0	0-2	4	0	0	1	0	17
Tabb	0-0	0-0	3-4	2	3	1	0	0	16
Williams	2-5	0-1	1-2	7	5	0	1	0	17
TEAM	4								
Totals	18-55	2-10	14-23	41	52	10	9	4	200

Memphis 28 26 — 54
 Tennessee 29 23 — 52
Officials: Caldwell, Crawford, Moore; **Attendance:** 21, 905

GAME #20

#18-19 MEMPHIS 85 - EAST CAROLINA 64
JAN. 29, 2009 - GREENVILLE, N.C.

Antonio Anderson scored a season-high 26 points to help No. 18/19 Memphis to an 85-64 Conference USA victory over East Carolina.

Anderson, who combined to make just 3-of-13 shots from the field in his last two games, scored on 9-of-13 attempts against the Pirates. Tyreke Evans added 18 points for the Tigers, who won their 48th-consecutive game against conference competition.

Robert Dozier scored 11 points for Memphis, who built a 19-8 advantage in the first five minutes of the game. The Tigers, who led 45-31 at halftime, maintained a lead of at least eight points throughout the second half.

Jamar Abrams scored 18 points to lead the Pirates, who lost for the eighth time in 10 games after starting the season 8-1. Sam Hinnant added 17 points for East Carolina.

The Tigers started 7-of-7 from the field, with every starter scoring a basket on the way to their 33rd-consecutive victory in the month of January.

A three-pointer by Anderson gave the Tigers a 12-3 lead with 17:42 remaining in the first half, causing East Carolina coach Mack McCarthy to call a timeout. But the Pirates failed to cut into the lead, falling behind by 12 points on three occasions before Memphis took its biggest lead of the period at 32-17 on a dunk by Anderson with 8:24 left.

East Carolina trimmed the lead to 40-31 on a jumper by Brock Young at the 2:01 mark, but Memphis scored the final five points of the half.

The Pirates also didn't help themselves, making just 9-of-22 from the charity stripe.

Memphis	FG-A	3P-A	FT-A	RB	TP	A TO	B	S	Min
Taggart	2-5	0-0	0-0	4	4	0	0	1	0
Dozier	5-9	0-1	1-3	5	11	5	1	3	28
Anderson	9-13	2-4	6-8	5	26	8	2	0	36
Evans	8-18	1-4	1-1	6	18	4	1	0	28
Mack	2-4	1-2	0-0	1	5	2	1	0	30
Kemp	3-4	3-4	0-0	2	9	5	1	0	22
Sallie	1-3	1-2	0-0	2	3	0	0	0	15
H.-Niles	4-6	0-0	1-3	10	9	0	0	0	19
Simpkins	0-0	0-0	0-0	0	0	0	0	0	2
Laird	0-0	0-0	0-0	0	0	0	0	0	2
TEAM	2								
Totals	34-62	8-17	9-15	37	85	24	6	4	200

ECU	FG-A	3P-A	FT-A	RB	TP	A TO	B	S	Min
Abrams	6-10	4-6	2-4	8	18	1	2	0	30
Wynn	0-1	0-0	5-10	1	5	0	0	3	21
Legan	3-7	2-5	0-0	2	8	0	0	0	24
Hinnant	5-11	5-10	2-2	1	17	2	2	0	34
Young	3-9	0-2	0-1	6	6	8	4	0	34
Morrow	4-8	0-0	0-5	7	8	1	2	0	33
Turner	0-2	0-1	0-0	3	0	0	1	0	12
Sherrod	1-2	0-1	0-0	0	2	1	1	0	12
TEAM	4								
Totals	22-50	11-25	9-22	29	64	13	12	3	200

Memphis 45 40 — 85
 East Carolina 31 33 — 64
Officials: Shows, Mathis, Crawford
Attendance: 5, 705

GAME #21

#18-19 MEMPHIS 83 - HOUSTON 68
JAN. 31, 2009 - MEMPHIS, TENN.

Robert Dozier had 19 points and 10 rebounds, and Doneal Mack added 18 points to lead the No. 18/19 Tigers to an 83-68 victory over Houston. The win marked the Tigers 12th-straight win overall and their 49th-consecutive victory in Conference USA.

Aubrey Coleman had a career-high 35 points and grabbed nine rebounds for the Cougars, who have lost three straight, while Kelvin Lewis had 10 points.

Memphis opened the game on a 15-0 run, including going 3-of-4 from beyond the arc. Hitting treys early allowed the Tigers to soften Houston's inside defense, leading to easy buckets.

With just under 16 minutes to play in the first half, a layup by Zamal Nixon finally ended the Cougar drought. Coleman kept Houston in the game for the next several minutes, scoring 10 of the team's first 14 points.

After Coleman carried Houston early, the rest of the Cougars finally started hitting shots as Lewis made two three-pointers, and Marcus Cousin scored on a 10-footer, all part of a 12-2 run that brought Houston within 29-28.

The Cougars stayed close the rest of the half, although Memphis never surrendered the lead and was up 43-38 at the break.

Memphis hit 11 of its first 18 shots, but went into halftime shooting only 45 percent, while Houston trailed closely at 42 percent. The Tigers committed 12 turnovers in the half.

After trailing by five at the break, Houston came out hot in the second half, connecting on two treys to take the lead 44-43. Memphis responded with a 14-4 run, including three-pointers from Mack and Kemp.

Houston	FG-A	3P-A	FT-A	RB	TP	A TO	B	S	Min
Calhoun	1-3	0-2	0-0	2	2	1	1	0	21
Cousin	1-7	0-0	3-4	6	5	0	0	3	39
Lewis	4-10	2-4	0-0	4	10	0	5	1	28
Nixon	4-9	1-3	0-0	1	9	0	3	0	27
Coleman	11-28	2-5	11-12	9	35	2	2	0	40
Wade	2-4	0-0	0-0	1	4	2	0	0	17
Williams	0-0	0-0	0-0	0	0	0	0	0	8
McGloster	1-3	0-1	1-1	2	3	1	1	0	20
TEAM	5								
Totals	24-64	5-15	15-17	30	68	6	13	4	200

Memphis	FG-A	3P-A	FT-A	RB	TP	A TO	B	S	Min
Taggart	5-9	0-0	1-1	6	11	0	1	1	22
Dozier	8-14	1-3	2-2	10	19	2	4	2	38
Anderson	5-12	1-3	5-5	5	16	2	2	1	32
Evans	5-13	0-3	0-0	7	10	5	4	0	32
Mack	6-10	5-7	1-2	1	18	2	3	3	31
Kemp	1-3	1-3	0-0	1	3	2	2	0	21
Sallie	0-1	0-0	0-0	2	0	0	0	0	6
H.-Niles	3-8	0-0	0-0	8	6	0	1	0	17
Laird	0-0	0-0	0-0	1	0	0	0	0	1
TEAM	4								
Totals	33-70	8-19	9-10	44	83	13	17	7	200

Houston 38 30 — 68
 Memphis 43 40 — 83
Officials: O'Neil, Chambers, Upton
Attendance: 17, 687

GAME - RECAPS - AND - BOXSCORES

GAME #22

#14-15 MEMPHIS 79 - SMU 66
FEB. 4, 2009 - DALLAS, TEXAS

Tyreke Evans scored 26 points, including eight during an important run in the second half, and No. 14/15 Memphis won its 50th straight Conference USA game, beating SMU 79-66.

The Tigers have not lost a Conference USA league game since they lost at UAB on Mar. 2, 2006. The win marked the Tigers' 13th-straight victory, the second-longest winning streak in the nation behind Utah State's 16.

The Tigers led by as many as eight in the first half until Bamba Fall connected on a jumper as time expired in the first half to cut the lead to five and make it 34-29 Memphis at the midway point.

SMU took the lead at 41-39 with 13:43 remaining in the second half after a layup by Paul McCoy. Memphis immediately answered with an Antonio Anderson layup. Then, Evans made one of two free throws to put the Tigers back on top for good at 42-41.

After being down 41-39, Memphis went on a 21-5 run — which included eight points by Evans — to put the game away.

Paul McCoy led the Mustangs with 16 points and six assists. Mouhammad Faye added 14 points and Derek Williams 13 points.

Shawn Taggart added 14 points for the Tigers, while Robert Dozier scored 13 and grabbed six rebounds.

Roburt Sallie came off the bench and kept the Tigers in the game in the first half, scoring 11 points. He scored 13 in the game, tying his season and career high as a Tiger.

The Tigers scored 22 points off 16 Mustang turnovers and shot 52 percent from the field, including 40 percent from beyond the arc.

Memphis	FG-A	3P-A	FT-A	RB	TP	A	TO	B	S	Min
Taggart	4-5	0-0	6-8	4	14	0	2	3	0	25
Dozier	6-8	0-1	1-3	6	13	3	2	2	3	36
Anderson	3-4	2-3	2-4	8	10	5	3	1	3	39
Evans	8-18	2-6	8-11	4	26	4	1	0	2	32
Mack	1-5	1-4	0-0	0	3	2	0	0	1	34
Kemp	0-3	0-2	0-0	0	0	0	0	0	0	9
Sallie	4-6	3-4	2-2	4	13	1	1	0	2	11
H.Niles	0-1	0-0	0-0	3	0	0	0	0	1	14
<u>TEAM</u>				0						
Totals	26-50	8-20	19-28	29	79	15	9	6	12	200

SMU	FG-A	3P-A	FT-A	RB	TP	A	TO	B	S	Min
Faye	5-14	2-4	2-4	7	14	4	5	0	0	32
Otis	1-3	0-0	0-0	4	2	1	1	0	2	18
Fall	2-3	0-0	0-2	6	4	0	1	1	0	28
Williams	5-13	1-3	2-3	4	13	6	2	0	0	38
McCoy	6-9	3-4	1-2	3	16	6	3	0	1	39
Haynes	0-0	0-0	0-0	0	0	0	0	0	0	2
Walker	1-1	0-0	0-0	0	2	0	0	0	0	4
Nyakundi	4-8	3-6	0-0	4	11	0	1	0	0	22
Harp	0-0	0-0	0-0	0	0	0	0	0	0	5
Dia	2-6	0-0	0-0	0	4	0	1	0	1	12
<u>TEAM</u>				7						
Totals	26-57	9-17	5-11	32	66	17	16	1	4	200

Memphis 34 45 — 79
 SMU 29 37 — 66
 Officials: Crawford, Pyatt, Self
 Attendance: 5, 056

GAME #23

#14-15 MEMPHIS 68 - #18-18 GONZAGA 50
FEB. 7, 2009 - SPOKANE, WASH.

Tyreke Evans scored 22 points, including 14 in the first half, to help lead No. 14/15 Memphis to a 68-50 non-conference victory over No. 18/18 Gonzaga. Robert Dozier played what was perhaps his best game to date this season, scoring 18 points and grabbing 10 rebounds.

The win marked the Tigers' 14th straight of the season, the second-longest in the nation.

Memphis began to pull away in the first half and ran its advantage up to 17 at the intermission (40-23) after Evans connected on a three-pointer just before the buzzer.

The Tigers built a 26-point lead in the second half after Anderson's three-point bucket just before the shot clock expired. Only a late 11-0 rally by Gonzaga made the game seem competitive.

Gonzaga was held to a season low in scoring, 29 points below its average, and shot only 36 percent while committing 15 turnovers.

Memphis' defense kept Gonzaga's offense in check. Josh Heytvelt was held to only 11 points, with most of those coming after the game had already been put away. Matt Bouldin, coming off a game at Portland where he scored a career-high 26 points, was held to just six points, seven below his season average.

Perhaps the best defensive job was performed on Jeremy Pargo, the reigning West Coast Conference Player of the Year. Pargo, who was defended most of the game by Doneal Mack, was held to just two points, while committing five turnovers.

The Bulldogs were outrebounded 39-25 and had five of their shots sent away, including three by Shawn Taggart.

This marked the fourth game between the two teams in what has become an annual series. Memphis has won all four meetings.

Memphis	FG-A	3P-A	FT-A	RB	TP	A	TO	B	S	Min
Taggart	2-6	0-0	4-4	7	8	0	0	3	1	30
Dozier	7-12	1-2	3-4	10	18	1	4	1	1	39+
Anderson	3-6	1-2	1-3	8	8	4	4	0	1	40
Evans	6-13	3-6	7-8	6	22	2	2	1	1	37
Mack	3-7	1-4	0-0	2	7	1	1	0	1	23
Kemp	1-5	1-5	0-0	0	3	1	0	0	1	16
Sallie	0-1	0-1	0-0	0	0	0	0	0	0	4
H.Niles	1-2	0-0	0-0	4	2	0	2	0	1	10
<u>TEAM</u>				2						
Totals	23-52	7-20	15-19	39	68	9	16	5	7	200

Gonzaga	FG-A	3P-A	FT-A	RB	TP	A	TO	B	S	Min
Daye	2-6	1-1	1-2	3	6	0	3	0	0	27
Heytvelt	5-11	0-3	1-1	6	11	0	2	0	0	39
Pargo	1-6	0-1	0-0	3	2	4	5	0	0	24
Bouldin	2-9	0-3	2-2	4	6	0	2	0	0	27
Gray	1-5	0-2	3-4	2	5	2	1	0	2	30
Goodson	2-3	0-0	0-0	1	13	0	1	0	0	12
Downs	4-5	3-3	2-2	1	13	0	1	0	0	29
Brown	1-4	0-2	1-1	1	3	0	0	0	1	12
<u>TEAM</u>				4						
Totals	18-49	4-15	10-12	25	50	8	15	0	3	200

Memphis 40 28 — 68
 Gonzaga 23 27 — 50
 Officials: Chrisman, Lusk, Hampton; Attendance: 11, 339

GAME #24

#8-10 MEMPHIS 63 - TULSA 37
FEB. 11, 2009 - MEMPHIS, TENN.

Robert Dozier scored a career-high 23 points and Tyreke Evans chipped in 13 points as the No. 8/10 Tigers defeated Tulsa 63-37 for their 15th-straight win. The victory was also Memphis' 51st-straight in Conference USA.

Jerome Jordan, who dominated the Tigers in Tulsa earlier this season with 20 points and 13 rebounds, was limited to just eight points and three boards.

Memphis implemented a trap on Jordan nearly every time he touched the ball, causing him to have to make tough passes. Shawn Taggart, Dozier and Pierre Henderson-Niles forced Jordan into six turnovers.

The Tigers held Tulsa to just 36 percent shooting for the game, including 25 percent in the first half and 22 percent from beyond the arc.

Memphis struggled in the first half, missing 14 of its first 20 shots. However, the Tigers went on 11-2 run over the final six minutes of the half to take a 28-15 lead at the intermission.

During the run, the Tigers got a layup from Evans, a three-pointer from Dozier and two three-point plays. Tulsa scored only two points in the final 6:24 of the first half.

Ben Uzoh, Tulsa's leading scorer, was held scoreless in the first half, and scored just three points in the entire game.

Memphis forced 24 Golden Hurricane turnovers, grabbing 16 steals in the process, as well as scoring 22 points off of the turnovers. Tulsa's 37 points were the program's fewest in game since it scored 33 points in a 39-33 loss to Oklahoma A&M on Mar. 3, 1952.

Tulsa	FG-A	3P-A	FT-A	RB	TP	A	TO	B	S	Min
Wheatley	0-3	0-1	0-0	3	0	0	3	0	0	22
Reese	3-9	0-0	0-0	6	6	1	5	0	0	28
Jordan	2-5	0-0	4-4	3	8	1	6	3	0	29
Uzoh	1-4	1-3	0-0	6	3	3	2	0	2	29
Hurt	3-9	1-4	0-0	1	7	0	2	0	0	31
Bawji	0-0	0-0	0-0	0	0	0	1	0	0	2
Idlet	0-1	0-0	0-0	2	0	0	1	0	0	11
Andrews	1-2	0-1	2-2	0	4	1	3	1	0	16
Richard	1-2	0-0	0-0	4	2	0	1	0	1	14
Mitchell	3-4	0-0	1-2	2	7	0	0	0	1	18
<u>TEAM</u>				2						
Totals	14-39	2-9	7-8	29	37	6	24	4	4	200

Memphis	FG-A	3P-A	FT-A	RB	TP	A	TO	B	S	Min
Taggart	3-9	0-0	3-4	8	9	0	0	0	1	30
Dozier	8-14	3-6	4-4	2	23	1	2	3	2	34
Anderson	4-11	0-3	1-1	5	9	5	2	1	4	35
Evans	4-9	0-2	5-7	1	13	1	2	2	3	28
Mack	0-2	0-1	0-0	2	0	3	0	0	0	25
Kemp	1-2	1-2	0-1	1	3	2	0	0	3	18
Sallie	1-1	1-1	0-0	1	3	0	0	0	1	14
H.Niles	0-0	0-0	0-0	2	0	0	0	0	2	12
McGrady	0-0	0-0	1-2	0	1	0	0	0	0	2
Laird	1-2	0-0	0-0	1	2	0	0	0	0	2
<u>TEAM</u>				3						
Totals	22-50	5-15	14-19	26	63	12	6	6	16	200

Tulsa 15 22 — 37
 Memphis 28 35 — 63
 Officials: Higgins, Moore, Thibodeaux; Attendance: 17, 941

GAME - RECAPS - AND - BOXSCORES

GAME #25

#8-10 MEMPHIS 72 - SOUTHERN MISS 47
FEB. 14, 2009 - HATTIESBURG, MISS.

Tyreke Evans scored 19 points and grabbed six rebounds to help lead the No. 8/10 University of Memphis Tigers to a 72-47 Conference USA victory over Southern Miss. Antonio Anderson and Robert Dozier each added 12 points.

The Tigers' win marked their 16th straight this season, now the longest winning streak in the nation after Utah State fell to Boise State later that same day. The victory is also Memphis' 52nd straight in Conference USA.

Southern Miss was led by Jeremy Wise, who scored 15 points on 4-of-10 shooting. Courtney Beasley chipped in 12 points.

The Golden Eagles were able to hang around for the first half and actually took a quick lead of 32-31 in the opening minutes after intermission. However, Evans then scored nine-straight points in a 10-2 run that gave Memphis a 41-34 advantage. The Tigers did not trail the rest of the way.

For one stretch in the second half, the Tigers held Southern Miss to one field goal in a 7:25 span, resulting in a 21-5 Memphis run and giving the Tigers a 52-37 lead with 11:47 remaining.

The Tigers, once again, showed off their stellar defense, holding the Golden Eagles to just 37.5 percent shooting for the game, including 16.7 percent from beyond the arc. Southern Miss' 47 points marked the third-lowest total a team had scored against Memphis this season.

This victory was even more special for the three seniors on the Tigers' squad. Robert Dozier, Antonio Anderson and Chance McGrady earned their 126th victory as Tigers, tying a school record for most wins in a four-year period in school history.

Memphis	FG-A	3P-A	FT-A	RB	TP	A TO	B	S	Min
Taggart	2-2	0-0	4-4	11	8	0	1	0	26
Dozier	2-3	0-0	8-10	6	12	0	3	0	27
Anderson	4-8	0-1	4-4	3	12	3	0	1	35
Evans	7-14	2-6	3-5	6	19	3	3	0	35
Mack	4-13	2-8	0-0	3	10	2	0	2	30
Kemp	0-5	0-3	0-0	2	0	1	0	0	13
Sallie	3-4	3-3	2-2	1	11	2	1	1	24
H.-Niles	0-0	0-0	0-0	1	0	0	1	0	7
McGrady	0-0	0-0	0-0	0	0	0	0	0	2
Laird	0-0	0-0	0-0	0	0	0	0	0	1
TEAM				3					
Totals	22-49	7-21	21-25	36	72	11	9	4	200

Southern Miss	FG-A	3P-A	FT-A	RB	TP	A TO	B	S	Min
Beasley	5-13	0-0	2-3	6	12	0	1	0	35
Lino	0-3	0-0	0-0	3	0	0	1	1	16
Wise	4-10	0-2	7-8	3	15	6	5	0	39
Horton	4-13	0-3	0-0	1	8	0	1	0	39
Craft	4-8	1-1	1-2	5	10	0	2	2	36
McCauley	1-1	0-0	0-0	3	2	0	0	1	18
Barnes	0-0	0-0	0-0	1	0	0	0	0	0+
Stephens	0-0	0-0	0-0	1	0	0	1	0	15
Smith	0-0	0-0	0-0	0	0	0	0	0	2
TEAM				4					
Totals	18-48	1-6	10-13	27	47	6	12	1	200

Memphis 31 41 — 72
 Southern Miss 28 19 — 47
Officials: Chambers, Barnaky, Neve
Attendance: 5,431

GAME #26

#5-6 MEMPHIS 90 - SMU 47
FEB. 18, 2009 - MEMPHIS, TENN.

Shawn Taggart scored 19 points and Doneal Mack added 15 as the No. 5/6 Memphis Tigers defeated the SMU Mustangs 90-47 in a Conference USA encounter.

Paul McCoy led the Mustangs with 17 points, but he didn't get much help. Only one other SMU player managed to score in double digits (Derek Williams with 11 points).

Though Memphis was already up 19 points at halftime, its defense remained stifling, holding SMU to 20 percent (6-of-30 from the floor) shooting after the break.

Robert Dozier had 14 points and Tyreke Evans and Antonio Anderson scored 13 as the Tigers won their 53rd-consecutive Conference USA game and their 17th-straight overall.

Memphis, which entered the game holding opponents to an average of 37.6 percent shooting from the floor, held the Mustangs to just 30.9 percent.

SMU stayed in the game early, trailing only 18-17 at the 12:34 mark. However, the Tigers forced SMU into a string of turnovers and went on an 11-2 run to extend their lead to double digits. The Mustangs finished with 22 turnovers in the game.

Memphis entered the night ranked 10th in free throw percentage in Conference USA. It did not appear to be that way against the Mustangs, as the Tigers made 36-of-40 from the line, good for 90 percent.

It was also yet another milestone for the seniors on the team, Robert Dozier, Antonio Anderson, and Chance McGrady. The victory was the 127th of the trio's career, setting a record for number of wins by a four-year class in school history.

SMU	FG-A	3P-A	FT-A	RB	TP	A TO	B	S	Min
Faye	1-7	1-2	2-3	3	5	0	5	0	25
Otis	1-3	0-0	0-0	1	2	0	0	0	17
Fall	1-3	0-0	2-4	8	4	2	3	1	22
Williams	5-10	1-2	0-1	2	11	3	3	0	32
McCoy	6-16	3-4	2-3	4	17	1	7	0	28
Haynes	0-0	0-0	0-0	1	0	0	0	0	8
Malone	0-3	0-2	0-0	1	0	0	1	0	11
Walker	0-3	0-3	0-0	1	0	0	1	0	11
Nyakundi	1-4	1-3	0-0	1	3	0	1	0	17
Harp	1-1	0-0	0-0	3	2	0	1	1	11
Dia	1-5	0-0	1-2	4	3	0	0	1	18
TEAM				6					
Totals	17-55	6-16	7-13	35	47	6	22	3	200

Memphis	FG-A	3P-A	FT-A	RB	TP	A TO	B	S	Min
Taggart	5-7	0-0	9-10	4	19	1	2	2	26
Dozier	4-8	1-2	5-6	6	14	3	2	3	32
Anderson	2-5	0-1	9-9	8	13	3	2	0	31
Evans	4-10	0-3	5-5	3	13	5	3	3	27
Mack	5-9	4-8	1-2	2	15	1	0	0	23
Kemp	1-4	0-3	2-2	1	4	1	1	1	18
Sallie	1-4	1-3	0-0	2	3	1	0	0	16
H.-Niles	0-0	0-0	0-0	1	0	1	0	0	5
McGrady	0-0	0-0	2-2	0	2	0	0	0	2
Witherspoon	2-5	0-0	2-2	1	6	1	0	1	18
Laird	0-1	0-0	1-2	1	1	0	0	0	2
TEAM				4	7				
Totals	24-53	6-20	36-40	36	90	17	10	10	200

SMU 33 14 — 47
 Memphis 52 38 — 90
Officials: Shaw, Ferrie, Evans; **Attendance:** 17,497

GAME #27

#5-6 MEMPHIS 70 - UTEP 63
FEB. 21, 2009 - EL PASO, TEXAS

Tyreke Evans scored 25 points and grabbed eight rebounds to help lead the No. 5/6 Memphis Tigers to a 70-63 Conference USA victory over UTEP. Antonio Anderson added 10 points, and Shawn Taggart, Robert Dozier and Robert Sallie each scored eight points.

Evans scored his 25 points on 9-of-13 shooting from the field, including 3-of-4 from beyond the arc and 4-of-8 from the free throw line. Taggart, Dozier and Anderson each grabbed eight boards.

The win marked the 18th victory in a row this season for the Tigers, and the 54th in a row in Conference USA. Memphis last lost in league play at UAB on Mar. 2, 2006.

Stefon Jackson, Conference USA's all-time leading scorer, led UTEP with 24 points on 11-of-25 shooting. Randy Culpepper and Tavaris Watts each added 13 points. Arnett Moultrie pulled down a game-high 10 rebounds.

Memphis trailed 30-27 at the break, but the Tigers rallied in the second half. Evans helped break a 35-all tie in a 10-2 Tiger run for a 45-37 lead. In that run, Evans hit two treys and assisted on a Pierre Henderson-Niles dunk. Midway through the second half, Sallie's three-point basket extended the Memphis lead to 11 points at 52-41.

However, the Miners remained within striking distance late, despite trailing for most of the second half. UTEP cut the lead to four points at 67-63 after a deep three pointer by Memphis native Randy Culpepper with 37 seconds left.

Jackson had a chance to cut the lead to only two with 16 seconds remaining, but his three-point attempt bounced off the rim. Evans then hit two free throws to put the game out of reach.

The Tigers' defense stepped up once again in the second half. After shooting 50 percent in the first half, the Miners were held to 9-of-29 from the field in the second half, good for only 31 percent.

Memphis	FG-A	3P-A	FT-A	RB	TP	A TO	B	S	Min
Taggart	2-7	0-0	4-4	8	8	0	2	2	26
Dozier	2-5	0-0	4-7	5	8	2	4	1	23
Anderson	3-9	0-1	4-6	8	10	2	2	2	39
Evans	9-13	3-4	4-8	8	25	3	3	3	34
Mack	2-7	1-4	2-3	1	7	1	3	0	31
Kemp	0-1	0-1	2-2	1	2	2	0	2	11
Sallie	3-7	2-6	0-0	1	8	0	0	0	18
H.-Niles	1-1	0-0	0-0	3	2	0	0	0	14
Witherspoon	0-0	0-0	0-0	1	0	0	2	0	4
TEAM				3					
Totals	22-50	6-16	20-30	39	70	10	16	6	200

UTEP	FG-A	3P-A	FT-A	RB	TP	A TO	B	S	Min
Moultrie	2-4	0-0	1-2	10	5	1	1	2	33
Britten	1-2	0-0	0-0	1	2	0	0	1	11
Jones	0-1	0-0	0-0	1	0	0	0	0	10
Stone	2-5	0-0	2-3	7	6	7	3	0	38
Jackson	11-25	0-1	2-3	2	24	0	4	0	40
Culpepper	5-12	1-4	2-2	1	13	1	2	0	29
Ffrench	0-1	0-0	0-0	0	0	0	1	0	2
Portalatin	0-0	0-0	0-0	0	0	0	0	0	1
McCulley	0-2	0-0	0-0	2	0	0	1	0	10
Watts	3-7	2-4	5-7	8	13	0	1	0	26
TEAM				4	7				
Totals	24-59	3-9	12-17	34	63	9	13	3	200

Memphis 27 43 — 70
 UTEP 30 33 — 63
Officials: Hartzell, Ely, Smith; **Attendance:** 11,659