



# GAME #14

## C-USA GAME #1

**MARSHALL 7-6, 0-0**

**VS.**

**BV-BV MEMPHIS 10-3, 0-0**

**WEDNESDAY, JAN. 7 - 8 PM CT**

**FEDEXFORUM - MEMPHIS, TENN.**

### BY THE NUMBERS...

**1041**

• The number of days since the Tigers' last C-USA loss to UAB on Mar. 2, 2006 (80-74 loss)

**42**

• Memphis C-USA win streak (including league tournament); the win streak is the longest in C-USA history; has 33-game C-USA regular season win streak

**26**

• Memphis has a 26-game win streak in the month of January; last January loss was to Texas on Jan. 2, 2006

**3RD**

• Priscilla Presley will be courtside at Wednesday's game; it is her 3rd appearance at a Tiger hoops game in as many years

### MEDIA RELATIONS INFO

Contact.....Lamar Chance

Office .....901-678-2349

Cell.....901-734-9949

Home .....901-465-4247

Email .....lchance1@memphis.edu

Mailing/Overnight Address.....

203 Athletic Office Building

570 Normal St.

Memphis, TN 38152

**2008**

# MEMPHIS TIGER BASKETBALL

**2009**

### TIGERS ON TV AND RADIO

**Television:** Comcast Sports Southeast (Matt Stewart, play-by-play; Shane Power, color analyst)

**Radio:** WREC 600 AM (Dave Woloshin, play-by-play; Matt Dillon, color analyst; Forrest Goodman, studio host)

### TIGERS TO HOST MARSHALL IN C-USA OPENER AT FEDEXFORUM WEDNESDAY

The University of Memphis squad (10-3, 0-0 C-USA), ranked No. 32 in the Associated Press poll (seventh in Also Receiving Votes) and No. 31 in ESPN/USA Today poll (sixth in Also Receiving Votes), closes its seven-game homestand on Wednesday, Jan. 7 when it hosts Marshall (7-6, 0-0 C-USA) at FedExForum in the Conference USA opener for both teams. The game, to be televised by Comcast Sports Southeast, is scheduled for an 8 p.m. (CT) start.

The Tigers' seven-game homestand is the longest in the **John Calipari** era. Heading into Wednesday's game, the Tigers have a 5-1 record in this homestand.

Memphis opened its seven-game homestand Dec. 17 with a 59-51 victory over Arkansas-Little Rock and followed with a 72-65 setback to No. 11/11 Syracuse Dec. 20. The Tigers bounced back with four-consecutive victories over Drexel (87-49) Dec. 22, Cincinnati (60-45) Dec. 29, Northeastern (80-48) Dec. 31 and Lamar (108-75) Jan. 3.

Prior to its Dec. 17 victory over Arkansas-Little Rock, Memphis dropped its road opener of the 2008-09 campaign with a 79-70 overtime setback at No. 19/19 Georgetown Dec. 13. The loss ended the Tigers' 19-game road win streak that stretched back

### SCHEDULE-RESULTS

**10-3, 0-0 C-USA**

#### NOVEMBER

15	FAIRFIELD.....	90-63, W
17	UMASS (ESPN) .....	80-58, W
20-23	O'Reilly Auto Parts Puerto Rico Tip-Off	
20	vs. Chattanooga (ESPN2).....	83-71, W
21	vs. Seton Hall (ESPNU).....	84-70, W
23	vs. Xavier (ESPN2www).....	58-63, L

#### DECEMBER

2	MARIST.....	100-61, W
13	at #19/19 Georgetown (CBS)....(ot)	70-79, L
17	ARKANSAS-LITTLE ROCK.....	59-51, W
20	#11/11 SYRACUSE (ESPN).....	65-72, L
22	DREXEL.....	87-49, W
29	CINCINNATI (ESPN2).....	60-45, W
31	NORTHEASTERN (CSS).....	80-48, W

#### JANUARY

3	LAMAR (CSS).....	108-75, W
7	MARSHALL* (CSS).....	8 PM
10	at UCF* (CBS C) .....	4 pm
13	at Tulsa* (ESPN2).....	6:30 pm
17	UAB* (CBS C) .....	7 PM
21	RICE* (CSS) .....	8 PM
24	at Tennessee (CBS).....	2:30 pm
28	at East Carolina* (CSS).....	6 pm
31	HOUSTON* (CBS C).....	12 PM

#### FEBRUARY

4	at SMU* (CBS C).....	8 pm
7	at Gonzaga (ESPN Gameday) .....	8 pm
11	TULSA* (CBS C).....	7 PM
14	at Southern Miss* (CBS C) .....	4 pm
18	SMU* (CBS C).....	7 PM
21	at UTEP* (ESPN).....	3 pm
26	at UAB* (ESPN/ESPN2) .....	8 pm
28	SOUTHERN MISS* (CSS).....	12 PM

#### MARCH

3	at Houston* (CBS C).....	7 pm
7	TULANE* (CSS).....	12 PM
11-14	C-USA Tournament (Memphis, Tenn.)	

Home games in **bold** SMALL CAPS \*C-USA Game

### PROBABLE STARTERS-TOP RESERVES VS. MARSHALL

(BASED ON PREVIOUS GAME STARTERS)

	No.	Name	Pos	Yr	Ht/Wt	PPG	RPG	Hometown
<b>MEMPHIS STARTERS</b>	2	Robert Dozier	F	Sr.	6-9/220	12.7	6.7	Lithonia, Ga.
	4	Pierre Henderson-Niles	F	Jr.	6-8/300	3.8	4.4	Memphis, Tenn.
	5	Antonio Anderson	G	Sr.	6-6/214	8.9	4.3apg	Lynn, Mass.
	12	Tyreke Evans	G	Fr.	6-6/219	16.9	5.3	Chester, Pa.
	20	Doneal Mack	G	Jr.	6-5/181	9.2	2.7	Charlotte, N.C.
— Reserves —								
	0	Shawn Taggart	F	r-Jr.	6-10/238	11.6	8.2	Richmond, Va.
	3	Roburt Sallie	G	So.	6-5/186	4.8	1.6	Sacramento, Calif.
	11	Wesley Witherspoon	G	Fr.	6-8/200	6.0	2.7	Atlanta, Ga.

	No.	Name	Pos	Yr	Ht/Wt	PPG	RPG	Hometown
<b>MARSHALL STARTERS</b>	30	Tirrell Baines	F	So.	6-6/220	9.5	5.6	Laurens, S.C.
	32	Tyler Wilkerson	F	Jr.	6-8/240	10.6	6.0	Lexington, Ky.
	3	Damier Pitts	G	Fr.	5-10/165	11.2	4.1apg	Charlotte, N.C.
	4	Markel Humphrey	G	Sr.	6-6/230	9.5	4.2	Atlanta, Ga.
	14	Chris Lutz	G	r-Jr.	6-3/190	10.9	2.7	Bedford, N.H.
— Reserves —								
	0	Darryl Merthie	G	Sr.	6-0/190	5.3	1.7	Sanford, Fla.
	23	Shaquille Johnson	G	Fr.	6-3/195	9.8	2.8	Jacksonville, Fla.
	53	Marcus Goode	C	So.	6-10/315	4.6	3.1	Chapin, S.C.

**NATIONAL POLLS**

*Associated Press  
(Jan. 5)*

1. Pittsburgh (70) ..... 14-0
2. Duke ..... 12-1
3. North Carolina (2) ..... 13-1
4. Wake Forest ..... 13-0
5. Connecticut ..... 12-1
6. Oklahoma ..... 13-1
7. Texas ..... 11-2
8. Michigan State ..... 11-2
9. Georgetown ..... 10-2
10. UCLA ..... 12-2
11. Syracuse ..... 14-1
12. Clemson ..... 14-0
13. Notre Dame ..... 10-3
14. Purdue ..... 11-3
15. Tennessee ..... 9-3
16. Xavier ..... 11-2
17. Boston College ..... 13-2
18. Marquette ..... 13-2
19. Villanova ..... 12-2
20. Arizona State ..... 12-2
21. Butler ..... 12-1
22. Minnesota ..... 13-1
23. Baylor ..... 12-2
- t. Louisville ..... 9-3
25. West Virginia ..... 11-2

**ARV: #30 Gonzaga, #32 Memphis**

*ESPN/USA Today Coaches  
(Jan. 5)*

1. Pittsburgh (30) ..... 14-0
2. Duke ..... 12-1
3. North Carolina (1) ..... 13-1
4. Wake Forest ..... 13-0
5. Connecticut ..... 12-1
6. Oklahoma ..... 13-1
7. Texas ..... 11-2
8. UCLA ..... 12-2
9. Syracuse ..... 14-1
10. Georgetown ..... 10-2
11. Clemson ..... 14-0
12. Michigan State ..... 11-2
13. Notre Dame ..... 10-3
14. Purdue ..... 11-3
15. Marquette ..... 13-2
16. Arizona State ..... 12-2
17. Villanova ..... 12-2
18. Xavier ..... 11-2
19. Minnesota ..... 13-1
20. Butler ..... 12-1
21. Louisville ..... 9-3
22. West Virginia ..... 11-2
23. Baylor ..... 12-2
24. Boston College ..... 13-2
25. Tennessee ..... 9-3

**ARV: #31 Memphis, #36 Gonzaga**

*\* Tiger opponents in italics*

**MEMPHIS-MARSHALL  
SERIES INFORMATION**

**Overall series** ..... Memphis leads 5-1  
**Current streak** ..... Memphis won last 5  
**Gms played in Memphis** ..... Memphis leads 3-0  
**Last meeting** ..... Jan. 12, 2008  
 UofM 68, MU 45  
 Henderson Center/Huntington  
*(see recap and boxscore on page 4)*  
**Last Memphis win** ..... Jan. 12, 2008  
 UofM 68, MU 45  
 Henderson Center/Huntington  
**Last Memphis win in Memphis** ..... Mar. 8, 2007  
 UofM 92, MU 71  
 FedExForum/Memphis/C-USA Tour.  
**Last Marshall win** ..... Dec. 23, 1952  
 MU 102, UofM 76  
 Huntington  
**Calipari vs. Marshall** ..... 4-0  
 (4-0 at Memphis)

**MEMPHIS-MARSHALL  
STATISTICAL COMPARISON**

Statistic	U of M	MU
Record	10-3	7-6
RPI (as of 1/5)	9	151
Sagarin (as of 1/5)	28	164
Scoring Offense	78.8	74.8
Scoring Defense	61.9	70.1
Scoring Margin	+16.9	+4.7
Free Throw Percentage	.676	.727
Field Goal Percentage	.426	.459
Field Goal Pct. Defense	.368	.462
3-Point Field Goal Pct.	.289	.359
3-Point FG Pct. Defense	.294	.394
Rebounding Offense	42.3	34.3
Rebounding Defense	36.5	29.8
Rebounding Margin	+5.8	+4.5
Blocked Shots	7.2	2.7
Assists	15.2	14.2
Steals	10.3	6.2

to the middle of the 2006-07 season.

Marshall brings a 7-6 overall record into Wednesday's Conference USA opener. The Thundering Herd have dropped two of their last three games entering league play, including an 80-70 setback at San Diego in their last outing Jan. 2. Prior to its last three contests, Marshall put together a four-game win streak from Dec. 6-20.

**SCOUTING THE THUNDERING HERD**

Marshall brings a 7-6 overall record into Wednesday's Conference USA opener. The Thundering Herd have dropped two of their last three games entering league play, including an 80-70 setback at San Diego in their last outing Jan. 2. Prior to its last



three contests, Marshall put together a four-game win streak from Dec. 6-20.

The trio of Damier Pitts (11.2 ppg), Chris Lutz (10.9 ppg) and Tyler Wilkerson (10.6 ppg) paces the Thundering Herd offense. Wilkerson leads Marshall on the glass with a 6.0 rebounding average, while Tirrell Baines is second at 5.6 rpg. Pitts is tops on the squad with 53 assists (4.1 apg) and 18 steals. Lutz (46.5 percent) and Shaquille Johnson (42.9 percent) are Marshall's top threats from the three-point arc.

The Thundering Herd are shooting 45.9 percent from the field, 35.9 percent from the three-point line and 72.7 percent from the charity stripe. Marshall is out-rebounding its opponents by an average margin of +4.5 boards per game (34.3-29.5).

**CALIPARI IN NINTH YEAR AT HELM OF TIGER PROGRAM**

**John Calipari** (Clarion State, 1982) is in his

**TIGER TRACKING**

**FOLLOWING MEMPHIS IN THE POLLS**

	PS	N-17	N-24	D-1	D-8	D-15	D-22	D-29	J-5	J-12	J-19
AP	13	13	18	18	17	23	ARV	ARV			
Coaches	12	12	17	15	15	21	24	ARV			
	<b>J-26</b>	<b>F-2</b>	<b>F-9</b>	<b>F-16</b>	<b>F-23</b>	<b>M-2</b>	<b>M-9</b>	<b>M-16</b>	<b>PT</b>		

AP  
Coaches

*PS — preseason ranking; PT — post-tournament ranking*

**TIGER RECORD WITH STARTERS**

Record	Games	Starters
1-0	Fairfield	Anderson, Dozier, Kemp, Mack, Taggart
1-0	UMass	Anderson, Dozier, Evans, Kemp, Taggart
2-1	Chattanooga, Seton Hall, Xavier	Anderson, Dozier, Evans, Mack, Taggart
1-0	Marist	Anderson, Evans, H.-Niles, Mack, Witherspoon
1-2	Georgetown, UALR, Syracuse	Anderson, Dozier, Evans, H.-Niles, Witherspoon
1-0	Drexel	Anderson, Dozier, H.-Niles, Mack, Witherspoon
3-0	Cincinnati, Northeastern, Lamar	Anderson, Dozier, Evans, H.-Niles, Mack

**2008-09 MEMPHIS NUMERICAL ROSTER**

No.	Name	Pos	Ht	Wt	Yr	Hometown/High School/Last School
0	Shawn Taggart	F	6-10	238	Jr.	Richmond, Va./Mt. Zion Christian Academy (N.C.)/Iowa State University
1	Willie Kemp	G	6-2	184	Jr.	Bolivar, Tenn./Bolivar Central HS
2	Robert Dozier	F	6-9	220	Sr.	Lithonia, Ga./Laurinburg Prep (N.C.)
3	Roburt Sallie	G	6-5	186	So.	Sacramento, Calif./City College of San Francisco
4	Pierre Henderson-Niles	F	6-8	300	Jr.	Memphis, Tenn./The Patterson School (N.C.)
5	Antonio Anderson	G	6-6	214	Sr.	Lynn, Mass./Laurinburg Prep (N.C.)
10	Chance McGrady	G	6-2	183	Sr.	Auburndale, Fla./Dr. Phillips HS
11	Wesley Witherspoon	F/G	6-8	200	Fr.	Atlanta, Ga./Berkmar HS
12	Tyreke Evans	G	6-6	219	Fr.	Chester, Pa./American Christian School
14	C.J. Henry	G	6-4	210	Fr.	Oklahoma City, Okla./Putnam City HS
15	Matt Simpkins	F	6-9	215	Fr.	Oakland, Calif./The Patterson School (N.C.)
20	Donal Mack	G	6-5	181	Jr.	Charlotte, N.C./Statesville Christian School (N.C.)
31	Preston Laird	G	6-2	180	Fr.	Memphis, Tenn./Germantown HS
32	Jeff Robinson	G	6-5	232	So.	Trenton, N.J./St. Patrick HS
41	Angel Garcia	F	6-11	227	Fr.	Toa Baja, Puerto Rico/East Chicago Central HS (Ind.)

**PRONUNCIATION GUIDE**

**John CALIPARI**..... CAL - uh - PARE - ee      **DONEAL Mack**.....DON - nell  
**TYREKE Evans** ..... Tie - REEK

**Priscilla Presley To Attend Tiger Basketball Game Against Marshall On Wednesday**

**Priscilla Presley** — actress, producer, author, entrepreneur, leadership team member of Elvis Presley Enterprises, Inc./CKX, Inc. and former wife of Elvis Presley — is scheduled to attend the University of Memphis Tigers' Conference USA opener against Marshall University on Wednesday, Jan. 7. The game, which will be carried by Comcast Sports Southeast, will be played Wednesday at 8 p.m. (CT) at FedExForum.

Presley, who has co-starred in the highly successful Naked Gun trilogy of films and the iconic Dallas television series, and has made acclaimed special guest star appearances on several top television series while maintaining her career in business, will attend the game as a guest of Memphis Athletic Director **R.C. Johnson** and his wife, **Melba**.

Halftime activities at the game will feature a special presentation by Ms. Presley and Jack Soden, CEO of Elvis Presley Enterprises. Two scholarships have been established at the University in the name of Elvis Presley Charitable Foundation. One of the scholarships is awarded to the 12-time national champion Memphis Pom-Pon squad. The second is designated for a student-intern who will be assigned to work in the athletic director's office.

This is Priscilla's third visit to see the Tiger basketball team play in as many years. Last year, she was at the Memphis-Tennessee match-up in late February (Feb. 23, 2008). In 2006-07, Priscilla attended the Tigers' regular season home finale against Houston in late February (Feb. 25, 2007).

This past fall, Priscilla attended Memphis' home football game against Arkansas State on Sept. 27.

ninth season at the helm of the Memphis Tiger basketball program. He has a 229-68 record (.771 winning percentage) at Memphis.

The 2008-09 season is his 17th as a collegiate head coach. The Moon, Pa., native has an overall collegiate coaching record of 422-139 (.752 winning percentage). While at Memphis, Calipari has led the Tigers to eight-straight 20-win seasons and eight-consecutive postseason berths.

**A MEMPHIS-MARSHALL TIE**

There are not many ties, but there is one connection between Memphis and Marshall. Tiger head coach **John Calipari** worked with Marshall Director of Athletics Bob Marcum in the early-to-mid 1990s at UMass.

Calipari served as the UMass head coach from 1988-96, while Marcum served as the school's athletics director from 1993-2002. Current Memphis assistant coach **John Robic** served on Calipari's staff during that time.

**OLD FRIENDS MEET AS FOES**

Wednesday's contest will bring old friends back together on the same court. Memphis' **Robert Dozier** and Marshall's Markel Humphrey (Atlanta, Ga.) played AAU ball together before their collegiate careers. As collegiate foes, Dozier (Tigers) has won all four meetings against Humphrey (Marshall).

**DID YOU KNOW?**

When Memphis and Marshall played on Dec. 4, 2006, it was the earliest Conference USA opener in the league's 14-year history. The Tigers won the contest 78-59.

Prior to that game with Marshall, the Tigers' earliest C-USA opener was Dec. 27 on two occasions. In 2000-01 (**John Calipari's** first year at Memphis), the Tigers fell to Southern Miss 75-67 on Dec. 27,

**MEMPHIS MEDIA RELATIONS**

**Office Address** 203 Athletic Office Bldg.  
570 Normal St.  
Memphis, TN 38152  
**Office Phone** 901-678-2337  
**Fax** 901-678-4134

**STAFF**

Jennifer Rodrigues, MRD .....  
jmpowers@memphis.edu  
**Lamar Chance, Asst. MRD/MBB Contact.....**  
**lchance1@memphis.edu**  
Tammy DeGroff, Asst. MRD/WBB Contact ...  
tdegroff@memphis.edu  
Jason Redd, Asst. MRD .....  
jredd@memphis.edu  
Brandon Kolditz, Asst. MRD .....  
wkolditz@memphis.edu  
Martha Woods, Secretary .....  
mwoods@memphis.edu  
Brian Crawford, Intern .....  
bjcrwfrd@memphis.edu  
Shawn Smith, Intern .....  
sdsmith10@memphis.edu

**TIGERS ON THE WEB**

For game notes, rosters, statistics and other information on Memphis Tiger basketball, go to the University of Memphis athletic web site at:

[www.gotigersgo.com](http://www.gotigersgo.com)

**TIGERS ON THE RADIO**

All Memphis basketball games are broadcast on the Tigers' network flagship station, WREC 600AM. Dave Woloshin calls the play-by-play, while Matt Dillon serves as the color analyst. Dillon and Forrest Goodman (in studio) host the pre- and postgame shows.

WREC 600AM also broadcasts John Calipari's weekly radio show, which is held at the Cal's Championship Steakhouse in the East Memphis DoubleTree Inn.

**JOHN CALIPARI TV SHOW**

Head coach John Calipari's weekly television coach's show, Memphis Basketball With John Calipari, is televised every Sunday night during the season by WPTY/ABC 24 in Memphis. The show begins in December. Dave Woloshin serves as the show's host.

**TIGER C-USA STREAKS**

- Conference USA win streak .....42\*  
(includes C-USA Tournament)
  - Conference USA regular season win streak .....33\*
  - Conference USA home win streak .....23
  - Conference USA road win streak .....16\*
  - Number of days passed since last C-USA loss.....1,041
- \* C-USA record

**TIGERS IN C-USA SINCE 2005-06**

- Overall record..... 54-1  
(includes C-USA Tournament)
- Regular season record..... 45-1
- Home record (includes C-USA Tour) .... 33-0
- Road record ..... 22-1
- Regular season titles .....3
- Tournament titles .....3

**NOTE:** Memphis is only school in C-USA history to have a perfect 16-0 regular season and then win the league postseason tournament. The Tigers accomplished that feat in both the 2006-07 and 2007-08 seasons.

2000. Three years earlier (1997-98), the Tigers defeated Tulane 64-59 in their league opener on Dec. 27, 1997.

**MEMPHIS IN CONFERENCE USA OPENERS**

The Tigers have a 9-4 record in their previous 13 Conference USA openers. Memphis has won its league opener the last four years, including a 99-58 victory over East Carolina at FedExForum on Jan. 9, 2008.

Memphis won its first three Conference USA openers from 1996-98, and then dropped its next three league openers from 1999-2001. The Tigers then won its next two C-USA openers (2002, 2003) before dropping its 2003-04 league opener at Southern Miss.

Wednesday's game is the 12th time in the 14-year history of C-USA that the Tigers open league play at home. Memphis played its C-USA opener at home eight-straight years from 1996-2003, and also played at home in 2005, 2007 and 2008. The only two times Memphis' C-USA opener was on the road were 2004 and 2006.

Under head coach **John Calipari**, Memphis is 6-2 in Conference USA openers (.750 winning percentage).

**TIGERS IN C-USA HOME OPENERS**

Memphis has a 10-3 record (.769 winning percentage) in Conference USA home openers. The Tigers have won their last seven league home openers, defeating East Carolina 99-58 in 2007-08, Marshall 77-59 in 2006-07, SMU 73-53 in 2005-06, Southern

Miss 60-46 in 2004-05, Charlotte 91-69 in 2003-04, Tulane 85-73 in 2002-03 and Southern Miss 75-53 in 2001-02.

The last time Memphis dropped a C-USA home opener was the 2000-01 campaign, a 75-67 setback to Southern Miss. The 2000-01 season was **John Calipari's** first in the Bluff City.

**WHEN THEY'RE ONE IN THE SAME**

The Tigers have an 8-3 record (.727 winning percentage) when their Conference USA opener is also their league home opener. Memphis played its first eight C-USA openers at home from 1996-2003. The last time Memphis' C-USA opener was also its league home opener was the 2007-08 campaign, and the Tigers posted a 99-58 win over East Carolina at FedExForum.

**MEMPHIS IN CONFERENCE USA**

The Tigers have an all-time record of 147-55 (.728 winning percentage) in Conference USA play. Memphis has posted double-digit league wins in 10 of its 13 seasons in Conference USA, including a school-record and league-record tying 16 games in

2006-07 and 2007-08.

Last year's 16 C-USA victories tied the Tiger record for most league wins in a season in school history. Prior to the previous two campaigns (2006-07, 2007-08), Memphis' most C-USA wins were 13 on two occasions in 2002-03 (13-3) and 2005-06 (13-1).

Memphis won its first outright C-USA regular season title in 2005-06, and followed that with outright regular season crowns in 2006-07 and 2007-08. Memphis also tied for the C-USA regular season crown in 2003-04 (12-4 record) and 1995-96 (11-3).

Memphis also won three National Division titles in 1997-98, 2001-02 and 2002-03, and captured two league White Division championships in 1995-96 and 1996-97.

**CALIPARI IN CONFERENCE USA**

Head coach **John Calipari** has a 101-25 (.802 winning percentage) in Conference USA play. Calipari's teams have posted double-digit C-USA win seasons in seven of his eight years, and have averaged 12.6 C-USA victories per season.

**LAST MEETING VS. MARSHALL**

**#2-2 MEMPHIS 68, MARSHALL 45  
HENDERSON CENTER - HUNTINGTON, W.VA.  
JAN. 12, 2008**

Derrick Rose netted a game-high 19 points and Robert Dozier and Joey Dorsey each posted double-doubles in leading the No. 2/2 Tigers to a 68-45 Conference USA win over Marshall. It was the C-USA road opener for Memphis.

Dozier scored 18 points and grabbed 12 boards, while Dorsey had 11 points and 12 rebounds. Willie Kemp added four assists, and Antonio Anderson had three assists and three steals.

Markel Humphrey and Mark Dorris each scored 12 points to lead the Thundering Herd. Turrell Baines and Tyler Wilkerson grabbed six rebounds apiece to lead Marshall on the glass.

Memphis only held a narrow 34-27 lead at the intermission, but used a stifling defense in the second half and outscored the Thundering Herd 34-18 in the final 20 minutes. In the second half, the Tigers held Marshall to 23.3 percent shooting from the field, including a 0-of-7 performance from the arc, and dominated the glass 28-18.

The Tigers opened the second half with a 13-3 spurt to take a 47-30 advantage at the 12:33 mark and put the contest out of reach. Dozier netted eight of his 18 points in the run. From that point, the closest Marshall got was 14 points (47-33 at 12:13 mark).

In the first half, Memphis roared out to 14-7 lead in the first five minutes, and then added to its advantage with a 14-6 spurt for a 28-13 lead with 8:18 left before the break. The Thundering Herd,

though, did not go away. Marshall closed the first half with a 14-6 spurt to cut the Memphis lead to 34-27 at the intermission. Dorris led the Marshall run with seven points.

The Tigers shot 44.4 percent from the field and 77.8 percent from the charity stripe. Memphis held Marshall to 33.3 percent from the floor and 27.3 percent from the arc. Memphis won the battle on the boards 43-30.

Memphis	FG-A	3P-A	FT-A	RB	TP	A TO	B	S	Min
Dozier	7-14	0-1	4-4	12	18	2	2	1	25
Dorsey	5-6	0-0	1-1	12	11	0	1	0	26
Anderson	1-5	0-2	1-2	1	3	3	0	0	26
D-Roberts	3-10	2-3	0-0	5	8	2	2	1	31
Rose	8-15	2-4	1-2	1	19	2	4	1	25
Taggart	3-6	0-1	0-0	5	6	0	0	0	15
Kemp	0-3	0-2	0-0	1	0	4	2	0	23
Niles	0-0	0-0	0-0	0	0	0	0	0	4
Allen	1-4	1-2	0-0	2	3	2	4	0	19
McGrady	0-0	0-0	0-0	0	0	0	0	0	1
Robinson	0-0	0-0	0-0	1	0	0	0	0	5
TEAM	3								
<b>Totals</b>	<b>28-63</b>	<b>5-15</b>	<b>7-9</b>	<b>43</b>	<b>68</b>	<b>15</b>	<b>15</b>	<b>3</b>	<b>9 200</b>

Marshall	FG-A	3P-A	FT-A	RB	TP	A TO	B	S	Min
Humphrey	5-12	1-2	1-2	2	12	0	2	1	33
Baines	3-8	0-0	2-6	6	8	0	5	0	29
Walls	0-2	0-1	0-0	4	0	1	2	0	28
A. Cespedes	2-4	0-2	0-1	2	4	1	3	0	26
Dorris	4-11	1-4	3-4	4	12	2	4	0	32
Merthie	1-4	1-1	3-5	1	6	3	2	0	24
Bro Grebe	0-0	0-0	1-2	0	1	0	0	0	1
Williams	0-0	0-0	0-0	0	0	0	0	0	5
Wilkerson	1-7	0-1	0-0	6	2	0	1	3	22
TEAM	5								
<b>Totals</b>	<b>16-48</b>	<b>3-11</b>	<b>10-20</b>	<b>30</b>	<b>45</b>	<b>7</b>	<b>19</b>	<b>4</b>	<b>8 200</b>

Memphis	34	34	—	68
Marshall	27	18	—	45

Officials: Steed, Evans, Mathis; Attendance: 9,043

Calipari has guided Memphis to four C-USA regular season titles in 2003-04, 2005-06, 2006-07 and 2007-08, and two league National Division championships in 2001-02 and 2002-03.

**STREAKING IN C-USA**

Entering league play in 2008-09, the Tigers still have two streaks going in Conference USA.

The Tigers have won 33-straight regular season Conference USA games and 42-straight C-USA overall contests, including the league's postseason tournaments. The last time Memphis suffered a setback to a C-USA foe was Mar. 2, 2006, when the Tigers fell at UAB 80-74 — a span of 1,041 days.

The 42-game win streak (includes C-USA Tournaments) is the longest in C-USA history. The 33-game regular-season win streak is also tops in C-USA history, moving past Cincinnati's 21-game regular season win streak from 1998-99 through 2000-01.

**A BATTLE OF PERCENTAGES**

Wednesday's game offers a contrast in field goal percentages and field goal percentage defense, as well as the same beyond the arc. The following shows the percentage differences and the C-USA rankings in italics:

<b>Memphis</b>	<b>Stat</b>	<b>Marshall</b>
42.6/11th	FG Pct.	45.9/1st
36.8/1st	FG Pct. Defense	46.2/11th
28.9/11th	3-pt. FG Pct.	35.9/4th
29.4/3rd	3-pt. FG Pct. Defense	39.4/11th

**ANOTHER CLASH ON THE BOARDS SET FOR WEDNESDAY**

In their two recent encounters when the Tigers had to step up to the challenge on the glass, they passed with flying colors. Memphis out-rebounded Drexel 42-39 in a Dec. 22 win over the Dragons. Drexel entered the game with a +6.7 rebound margin. A week later, Cincinnati brought an incredible +11.4 rebound margin into FedExForum. The Tigers, though, won the board battle that night 44-32.

On Wednesday, Memphis faces its first Conference USA test on the glass versus Marshall. The Tigers are ranked third in rebound margin in C-USA at +5.8, but the Thundering Herd are not far behind. Marshall is fourth in C-USA at +4.5.

**TIGER SUCCESS IN JANUARY**

While Memphis has had a lot of success in December in the **John Calipari** era, January has proven to be a better month for the Tigers. Since Calipari took over the Memphis hoops program in 2000-01, the Tigers have an impressive 55-10 record (.846 winning percentage) in the month of January.

The Tigers have won their last 26 January games, with their last January setback coming to Texas on Jan. 2, 2006 (69-58 loss).

**LOVE THOSE LONG HOMESTANDS**

The Tigers close out their seven-game homestand Wednesday when they host Marshall at FedExForum. Following Wednesday's game, Memphis takes to the road and travels to Orlando, Fla., for a Jan. 10 encounter at UCF. The Jan. 10 game at UCF will be the Tigers' first road game since Dec. 13.

The Tigers opened this seven-game homestand Dec. 17 with a 59-51 victory over Arkansas-Little Rock, but dropped a 72-65 decision to No. 11/11 Syracuse on Dec. 20. Memphis bounced back with

**CHINESE COACHES JOINS TIGER STAFF AS PART OF CBA EXCHANGE PROGRAM**

University of Memphis head coach **John Calipari** started an exchange program with the Chinese Basketball Association in September of 2007, and it will continue through 2012.

The first year of the program in 2007-08 was a huge success. Last year, **Cui Wanjun** stayed with the Tigers and was a part of Memphis' magical ride to the NCAA championship game. In June 2008, Calipari took a team of Conference USA All-Stars to China for a three-game exhibition tour. During pregame ceremonies before the final game, the Tigers' **Robert Dozier** presented Wanjun with his NCAA Final Four ring.

The CBA exchange program continues for the 2008-09 season with the additions of Chinese coaches **Zheng Wu** and **Hu Weidong** to the Tiger staff.

Weidong, a 6-foot-6 guard, is a two-time MVP of the CBA and helped lead China to a bronze medal at the 1994 Goodwill Games. He had offers to play in the NBA in 1998 and 2000, but injuries halted both attempts. Weidong played on the Chinese National Team that competed in the 1992, 1996 and 2000 Olympics.

Wu is a 6-foot-7 guard who played for the Chinese National Team in the 1992 and 1996 Olympics.

**FEDExFORUM**  
*THE HOME OF THE TIGERS*

The 2008-09 season marks the fifth for the Tigers in their home arena, FedExForum, which officially opened in September, 2004. Located just a few feet off Beale Street on historic Highway 61, FedExForum rises to extend the heart of the Memphis entertainment district.

Memphis plays all of its 2008-09 home contests in the 18,400-seat arena and also hosts its C-USA rivals during the 2009 C-USA Tournament. At 135 feet high, FedExForum provides a new backdrop for historic Beale Street. The 805,850 square-foot arena, covering 13.8 acres, features five levels as well as state-of-the-art locker rooms and facilities for sports teams, as well as an exceptional dining and entertainment experiences for its patrons.

**Capacity:** 18,400

**Open House:** Sept. 6, 2004

**First Event:** Usher concert, Sept. 17, 2004

**First Memphis Tiger event:** Midnight Madness, Oct. 15, 2004

**First Memphis exhibition game:** vs. Christian Brothers, Nov. 6, 2004 (81-70, W)

**First Memphis regular season game:** vs. Savannah State, Coaches vs. Cancer, Nov. 11, 2004 (102-40, W)

**Memphis record in FedExForum:** 82-10 (.891 winning percentage)



**TIGERS TOUGH ON THE ROAD UNDER CALIPARI**

The old formula goes that a team should win at least 66.7 percent of the time on its home floor, and then win 33.3 percent of the road games. If that is the case, then Memphis head coach **John Calipari's** teams are more than holding their own.

Since Calipari took over in 2000-01, the Tigers have a 137-19 record at home (The Pyramid/FedExForum) for an incredible 87.8 winning percentage.

And, the Tigers have proven to be just as tough on the road in the Calipari era. Memphis has a 59-28 record in road games (not including neutral sites) for a 67.8 winning percentage.

*The Tigers' loss at Georgetown Dec. 13, 2008, snapped their 19-game road win streak. The streak dated back Jan. 11, 2007, and went through Mar. 5, 2008.*

In 2005-06, Memphis was the last NCAA Division I team in the nation to lose a road game. The Tigers dropped their lone road game Mar. 2, 2006, at UAB 80-74.

The following shows Memphis' year-by-year road record under Calipari:

2008-09 .....	0-1
2007-08 .....	10-0
2006-07 .....	9-2
2005-06 .....	10-1
2004-05 .....	5-5
2003-04 .....	6-5
2002-03 .....	7-4
2001-02 .....	6-4
2000-01 .....	6-6
<b>Total .....</b>	<b>59-28</b>

four-consecutive victories over Drexel (87-49) Dec. 22, Cincinnati (60-45) Dec. 29, Northeastern (80-48) Dec. 31 and Lamar (108-75) Jan. 3.

This seven-game homestand is the longest in the **John Calipari** era (since 2000-01). The previous longest homestand under Calipari was six-straight home games at FedExForum in 2005-06 (Dec. 20, 2005-Jan. 8, 2006). Memphis posted a 5-1 record in that homestand with wins over Louisiana Tech, Gonzaga, Purdue, Middle Tennessee and Winthrop. The lone loss was to Texas.

The last time Memphis had a stretch of seven-consecutive home games or longer was back in the 1995-96 campaign. The Tigers posted a perfect 7-0 record in that stretch with home wins over Jackson State, Florida A&M, Georgia State, Tennessee, Sam Houston State, Louisiana-Monroe and Temple. During that homestand, Memphis rose in the national polls from No. 7 to No. 3. Ironically, the Tigers' first contest after the seven-game homestand was a neutral site game versus Calipari's UMass Minutemen in Worcester, Mass. The No. 1 Minutemen defeated the No. 3 Tigers 64-61.

To find a longer homestand than seven, one has to go all the way back to the 1979-80 campaign

when the Tigers played nine-straight at home from Dec. 1, 1979-Jan. 3, 1980. Memphis went 7-2 in that homestand.

The Tigers also had a nine-game homestand in the 1975-76 season (9-0 record) and an eight-game homestand in 1974-75 (7-1 record).

**CALL HIM MR. TRIPLE-DOUBLE**

The Jan. 3 game versus Lamar is one that Tiger Nation won't soon forget, as those fans in attendance and television viewers witnessed history in the making. Senior **Antonio Anderson** became only the second player in Memphis basketball history to record a triple-double. The 6-foot-6 guard is a member of a select club whose only other member is former Tiger All-America Anfernee Hardaway. "Penny" recorded consecutive triple-doubles in the 1992-93 season.

Anderson posted his triple-double performance with 12 points, 10 rebounds and a career-high 13 assists. The following lists the triple-doubles in Memphis basketball history:

<b>Player/Date</b>	<b>Opponent</b>	<b>P-R-A</b>
Anderson/1-3-09	Lamar	12-10-13
Hardaway/1-6-93	Vanderbilt	26-12-10
Hardaway/1-4-93	Georgia St.	21-15-14

**MORE ON ANDERSON'S NIGHT**

In posting his triple-double, **Antonio Anderson** put his name in another section of the Tiger record book. His 13 assists are tied for fourth-most in a single game in Memphis hoops history. The last time a Tiger played dished out 13 assists in a game was back in the 1995-96 campaign. Chris Garner had 13 assists in a 96-76 Tiger win over Louisiana-Monroe on Dec. 23, 1995.

**TIGER "D" STINGY OF LATE**

It's no secret that head coach **John Calipari** loves defense, so he has to be happy with what the Tigers did defensively in their last four games. The following shows how tough the Memphis defense was in the last four contests:

**Memphis Defense (Last Four Games)**

Scoring Defense.....	54.2
Opp. FG Made/Game.....	18.0
Opp. FG Pct.....	31.6
Opp. 3-pt. FG Pct.....	26.8
Rebound Margin.....	+6.5
Blocks.....	8.3
Steals.....	10.0

**F-G DE-FENSE, F-G DE-FENSE!**

Back in the 2005-06 season, head coach **John Calipari** inspired his club to become the best field goal percentage defensive team in NCAA Division I history. At times during that season, the Tigers flirted with Stanford's record of 35.2 field goal percentage defense (1999-2000), but finished the year at 38 percent, which is tops in Memphis basketball history.

Now, the 2008-09 team is making its run at the mark. Thirteen games into the campaign, Memphis

**MEMPHIS RECORD WHEN...**

Leading at half .....	10-1
Behind at half .....	0-2
Tied at half.....	0-0
Scores 80 points or more.....	8-0
Scores 70-79 points .....	0-1
Scores 60-69 points .....	1-1
Scores under 60 points .....	1-1
Has 5+ dbl.-figure scorers .....	3-0
Has 3-4 dbl.-figure scorers .....	7-1
Has 1-2 dbl.-figure scorers .....	0-2
Has 20+ points off bench .....	7-2
Has 15-19 points off bench .....	1-0
Has less than 15 points off bench .....	2-1
Shoots FG 50 pct. or better .....	4-0
Shoots FG 45-49 pct.....	1-0
Shoots FG 40-44 pct.....	1-0
Shoots under 40 pct .....	4-3
Shoots FT 70 pct. or better .....	4-2
Shoots FT 65-69 pct. ....	2-0
Shoots FT under 65 pct. ....	4-1
Shoots treys 50 pct. or better.....	1-0
Shoots treys 45-49 pct. ....	1-0
Shoots treys 40-44 pct. ....	1-0
Shoots treys under 40 pct. ....	7-3
Hits 10+ treys.....	2-0
Hits 6-9 treys.....	3-2
Hits fewer than 6 treys.....	5-1
Out-rebounds opponent.....	8-2
Opponent out-rebound Tigers.....	2-1
Tied in rebounding.....	0-0
Has 20 or more assists .....	2-0
Has 15-19 assists.....	4-1
Has 14 assists or less .....	4-2
Commits 15+ turnovers.....	1-2
Commits 11-14 turnovers.....	9-1
Commits 10 or fewer turnovers.....	0-0
Forces 15+ turnovers .....	10-1
Forces 11-14 turnovers .....	0-2
Forces 10 or fewer turnovers .....	0-0
Opp. shoots FG 50 pct. or better .....	1-0
Opp. shoots FG 45-49 pct. ....	0-1
Opp. shoots FG 40-44 pct. ....	2-1
Opp. shoots under 40 pct. ....	7-1
Opp. shoots treys 50 pct. or better .....	0-0
Opp. shoots treys 45-49 pct.....	0-0
Opp. shoots treys 40-44 pct.....	2-1
Opp. shoots treys under 40 pct.....	8-2

**TIGER SUCCESS IN THE CLASSROOM IN CALIPARI ERA**

Before **John Calipari** took the reins of the Tigers in 2000-01, the Memphis basketball graduation rate was zero. Enter the new head coach who re-energized the program in several ways — including academics.

Fifteen of his last 18 seniors have earned their bachelor's degrees, and this year's three seniors — **Antonio Anderson, Robert Dozier** and **Chance McGrady** — all are on schedule to graduate in the spring of 2009. Junior **Shawn Taggart**, who transferred from Iowa State, is also on pace to earn his degree in the spring.

One of Calipari's most recent graduates, **Jeremy Hunt**, is playing professional basketball overseas. **Antonio Burks** recently finished up work on his degree in between his overseas playing stints.

In his time at UMass, nearly 80 percent of Calipari's players earned their degrees.

**CALIPARI/UNIVERSITY REACH OUT TO FORMER TIGERS**

If there is a coach that understands the history of the Tiger basketball program, it is **John Calipari**. And, he also quickly learned how much the city of Memphis and Tiger fans love the program and hold fond memories of past Memphis teams.

With that in mind, Calipari and the University are reaching out to former Tiger players and asking those who want to return to complete their degrees to do so. **Antonio Burks**, who played for Calipari from 2002-04, took advantage of his former head coach's offer and finished in May 2008.

Other former Tigers who returned to school and earned their degrees are **Chris Garner**, **Cedric Henderson** and **Andre Turner**. All three graduated in 2008. **Turner**, who is better known as "The Little General" of the Tiger squads from 1983-86, made his return to campus after a 20-year professional hoops career overseas.

**CBA EXCHANGE - NOT ONLY HOOPS**

In addition to the exchange of basketball ideas between the U.S. and China (via Memphis), there will also be an exchange of undergraduate students. During each year of the program, 100 Chinese students will attend the University of Memphis. Also, the UofM opened the Confucius Institute in November of 2007. It is only the 24th such institute in the U.S.

is holding opponents to 36.8 percent shooting from the floor. In the last four wins, the Tigers held their opponents to a combined 31.6 percent shooting from the field (72-of-228).

**TIGER SUCCESS AT FEDEXFORUM**

After a rough first year at their new home in 2004-05, the Tigers have bounced back quite nicely and made FedExForum one of the toughest arenas for opponents to play in. Since the 2005 Conference USA Tournament, Memphis has won 72 of its last 76 home games (.947 winning percentage).

Overall, the Tigers have an 82-10 record (.891 winning percentage) at FedExForum. Memphis had a perfect 19-0 home mark in 2006-07, and was 20-1 at FedExForum in 2007-08.

**DOZIER LOVES PLAYING THE HERD**

You see it in college basketball across the country. A player always seems to have his best games against a certain opponent. For Memphis' **Robert Dozier**, that foe is Marshall.

In four career games versus the Thundering Herd, the Lithonia, Ga., native is averaging 14.3 points and 9.3 boards per contest. **Dozier** is also shooting 56.8 percent from the field and 82.4 percent from the foul line against Marshall. The following shows what **Dozier** has done against the Thundering Herd:

2007-08	Pts	Reb	Other
Jan. 12	18	12	2 ast/1 blk/1 stl
2006-07	Pts	Reb	Other
Mar. 8	10	7	2 ast
Dec. 4	16	3	2 ast/2 blk
2005-06	Pts	Reb	Other
Feb. 11	13	15*	1 ast/2 blk/2 stl

\*career high

**CALIPARI AMONG COACHING ELITE**

**John Calipari** already counted himself among the coaching elite in terms of coaching wins in the first nine, 10, 11, 12, 13, 14, 15 and 16 years. Well, just a few games into 2008-09 — his 17th season as a head coach — he is already in the top five for most wins by an NCAA Division I coach in his first 17 years.

Calipari took over the No. 2 spot on that list with the Tigers' Dec. 2 win over Marist. The following lists the coaches with the most victories in their first 17 years:

Coach/School(s)/Yrs	Wins (First 17 yrs)
1. Roy Williams, Kansas, N.C. ....	470 1989-2005
2. <b>John Calipari, UMass, Memphis**</b> .....	<b>418 1989-96, 2001-09</b>
3. Denny Crum, Louisville.....	412 1972-88
4. Jim Boeheim, Syracuse .....	411 1977-93

**FORMER TIGER KEITH LEE EARNS DEGREE FROM UNIVERSITY OF MEMPHIS**

You can come back home, and that's always been the case with **Keith Lee**, one of the most beloved players in Memphis basketball history. Tiger Nation has been proud of Lee during and since his playing days in the early 1980s, and now fans have one more reason to cheer for Lee, who was in attendance at the Dec. 20 contest.

The Tigers' all-time leading scorer (2,408 points) and rebounder (1,336 board) earned his bachelor's degree in Interdisciplinary Studies and walked at the University's December commencement on Dec. 13 at FedExForum. A four-time Associated Press All-America from 1982-85, Lee was named the Metro Conference Player of the Year twice and the league's Freshman of the Year in 1982. In his career, Lee helped lead the Tigers to an overall record of 104-24, three Metro Conference Tournament titles, four NCAA Tournament appearances and the 1985 NCAA Final Four.

Lee is one of several former Tigers returning to the Memphis campus to finish their degrees. The following are other former Tigers who graduated from the University of Memphis in recent years:

Player/Yrs Played	Grad Yr
Anfernee Hardaway/1991-93 .....	2003
Antonio Burks/2001-04.....	2008
Chris Garner/1993-97.....	2008
Andre Turner/1982-86.....	2008
Cedric Henderson/1993-97.....	2008
Keith Lee/1981-85.....	2008

- Nolan Richardson, Tulsa, Ark. .... 409 1981-97
- Tubby Smith, Tulsa, Ga., Ky..... 407 1992-2008
- Jerry Tarkanian, Long Bch, UNLV..... 403 1969-85
- John Thompson, G'town..... 399 1973-89
- Rick Pitino, Boston U., Prov., Ky., ..... 396 Louisville/1979-83, 1986-87, 1990-97, 2002-03
- Bob Huggins, Walsh, Akron, ..... 388 Cincinnati, 1981-98

\*\* Calipari's 17th season is 2008-09

**MEMPHIS, MAKE ROOM FOR ANOTHER KING**

Move over a little, Elvis. You too, Jerry Lawler. There is another king in Memphis.

With the Tigers' 80-58 victory over UMass Nov. 17, head coach **John Calipari** became the winningest coach in Memphis basketball history. Calipari entered 2008-09 with 219 wins at Memphis, and with his squad's 10 victories this year, he surpassed **Larry Finch's** win total of 220. The following shows the top-five winningest coaches in Tiger basketball

**GAME-BY-GAME TEAM STATISTICAL COMPARISON**

Game	1st-2nd-F	FG-A	Pct.	3P-A	Pct.	FT-A	Pct.	O-D-Tot	PF-FO	A	TO	BK	ST
Fairfield#	30-33-63	24-48	.500	8-18	.444	7-11	.636	4-16-20	25-0	19	26	1	8
<b>Memphis</b>	<b>45-45-90</b>	<b>29-56</b>	<b>.518</b>	<b>8-23</b>	<b>.348</b>	<b>24-30</b>	<b>.800</b>	<b>12-20-32</b>	<b>16-0</b>	<b>17</b>	<b>13</b>	<b>2</b>	<b>16</b>
UMass	25-33-58	20-66	.303	5-24	.208	13-19	.684	15-34-49	22-0	9	24	6	5
<b>Memphis</b>	<b>33-47-80</b>	<b>30-77</b>	<b>.390</b>	<b>2-19</b>	<b>.105</b>	<b>18-23</b>	<b>.783</b>	<b>15-33-48</b>	<b>17-0</b>	<b>14</b>	<b>14</b>	<b>8</b>	<b>12</b>
Chattanooga#	35-36-71	25-62	.403	11-27	.407	10-20	.500	15-23-38	23-2	16	18	0	3
<b>Memphis</b>	<b>47-36-83</b>	<b>30-58</b>	<b>.517</b>	<b>6-23</b>	<b>.261</b>	<b>17-27</b>	<b>.630</b>	<b>12-27-39</b>	<b>20-0</b>	<b>20</b>	<b>18</b>	<b>5</b>	<b>13</b>
<b>Memphis</b>	<b>44-40-84</b>	<b>25-63</b>	<b>.397</b>	<b>4-19</b>	<b>.211</b>	<b>30-46</b>	<b>.652</b>	<b>20-26-46</b>	<b>20-0</b>	<b>19</b>	<b>11</b>	<b>4</b>	<b>13</b>
Seton Hall#	30-40-70	22-54	.407	5-18	.278	21-28	.750	10-26-36	28-2	8	18	1	6
Xavier#	32-31-63	18-50	.360	2-14	.143	25-37	.676	12-32-44	25-2	10	11	5	7
<b>Memphis</b>	<b>29-29-58</b>	<b>18-55</b>	<b>.327</b>	<b>7-21</b>	<b>.333</b>	<b>15-30</b>	<b>.500</b>	<b>13-27-40</b>	<b>24-1</b>	<b>13</b>	<b>11</b>	<b>11</b>	<b>6</b>
Marist	32-31-63	18-50	.360	2-14	.143	25-37	.676	12-32-44	25-2	10	11	5	7
<b>Memphis</b>	<b>29-29-58</b>	<b>18-55</b>	<b>.327</b>	<b>7-21</b>	<b>.333</b>	<b>15-30</b>	<b>.500</b>	<b>13-27-40</b>	<b>24-1</b>	<b>13</b>	<b>11</b>	<b>11</b>	<b>6</b>
<b>Memphis</b>	<b>38-28-4-70</b>	<b>27-78</b>	<b>.346</b>	<b>5-19</b>	<b>.263</b>	<b>11-15</b>	<b>.733</b>	<b>25-28-53</b>	<b>24-1</b>	<b>10</b>	<b>20</b>	<b>2</b>	<b>11</b>
Georgetown	37-29-13-79	24-58	.414	4-20	.200	27-36	.750	10-26-36	15-0	10	14	7	6
Ark.-Little Rock	22-29-51	19-57	.333	5-16	.313	8-15	.533	12-26-38	26-0	9	17	2	3
<b>Memphis</b>	<b>30-29-59</b>	<b>15-45</b>	<b>.333</b>	<b>3-20</b>	<b>.150</b>	<b>26-40</b>	<b>.650</b>	<b>9-27-36</b>	<b>17-1</b>	<b>8</b>	<b>12</b>	<b>7</b>	<b>9</b>
Syracuse	35-37-72	27-57	.474	6-14	.429	12-26	.462	8-28-36	12-0	12	15	3	10
<b>Memphis</b>	<b>33-32-65</b>	<b>24-70</b>	<b>.343</b>	<b>7-33</b>	<b>.212</b>	<b>10-13</b>	<b>.769</b>	<b>19-26-45</b>	<b>20-0</b>	<b>16</b>	<b>20</b>	<b>8</b>	<b>6</b>
Drexel	17-32-49	18-64	.281	6-18	.333	7-13	.538	18-21-39	19-0	10	18	2	5
<b>Memphis</b>	<b>36-51-87</b>	<b>31-65</b>	<b>.477</b>	<b>10-22</b>	<b>.455</b>	<b>15-20</b>	<b>.750</b>	<b>15-27-42</b>	<b>15-0</b>	<b>16</b>	<b>12</b>	<b>13</b>	<b>5</b>
Cincinnati	22-23-45	12-46	.261	3-16	.188	18-23	.783	12-20-32	21-0	5	20	2	5
<b>Memphis</b>	<b>30-30-60</b>	<b>24-64</b>	<b>.375</b>	<b>2-18</b>	<b>.111</b>	<b>10-18</b>	<b>.556</b>	<b>21-23-44</b>	<b>20-1</b>	<b>12</b>	<b>14</b>	<b>5</b>	<b>7</b>
Northeastern	26-22-48	17-47	.362	5-18	.278	9-12	.750	12-16-28	22-1	12	25	4	9
<b>Memphis</b>	<b>38-42-80</b>	<b>22-51</b>	<b>.431</b>	<b>5-13</b>	<b>.385</b>	<b>31-35</b>	<b>.886</b>	<b>13-19-32</b>	<b>15-0</b>	<b>11</b>	<b>13</b>	<b>4</b>	<b>18</b>
Lamar	35-40-75	25-71	.352	5-19	.263	20-24	.833	18-21-39	20-1	15	17	2	3
<b>Memphis</b>	<b>58-50-108</b>	<b>42-79</b>	<b>.532</b>	<b>12-30</b>	<b>.400</b>	<b>12-20</b>	<b>.600</b>	<b>17-29-46</b>	<b>25-1</b>	<b>26</b>	<b>11</b>	<b>11</b>	<b>10</b>

Marshall  
**Memphis**

# Puerto Rico Tip-Off Classic

history:

Coach/Years	Wins
<i>John Calipari/2000-pres.</i> .....	229
Larry Finch/1986-97.....	220
Zach Curlin/1924-48 .....	173
Dana Kirk/1979-86.....	158
Bob Vanatta/1956-62.....	109

**'REKE AT POINT=BETTER OFFENSIVE FLOW**

Just before Christmas, head coach **John Calipari** made the decision to move freshman **Tyreke Evans** to the point guard spot. And, my how things have changed offensively for the Tigers. The following shows the before and since Evans' move to the point Dec. 22::

Before 12-22	Stat	Since 12-22
76.6	Points/Game	83.8
41.1	FG Pct.	45.9
26.3	3-pt. FG Pct.	34.9
5.7	3-pt. Made/Game	7.3
14.7	Assists/Game	16.3

**THE TIGERS' BIG THREE (LEADERS)**

When the Tiger players returned from their Christmas break, head coach **John Calipari** laid the responsibility of leading the team to seniors **Antonio Anderson** and **Robert Dozier** and freshman **Tyreke Evans**. Not that leadership is always measured in

stats, but the Tigers' Big Three stepped it up in the win over Cincinnati Dec. 29.

Anderson netted a season-high 18 points and added four boards and two assists, while Dozier chipped in 17 points and seven rebounds. Evans just missed a triple-double with 14 points, 10 rebounds and eight assists. Evans' double-double was the first of his career.

The Tigers' Big Three did it again in Memphis' 80-48 win over Northeastern Dec. 31. In fact, the Big Three outscored Northeastern 54-48. Evans netted a career-high 27 points and added a career-best seven steals. Dozier scored 16 points and grabbed eight boards, while Anderson netted 11 points.

In the Jan. 3 victory over Lamar, the Tigers' trio accounted for 56 points (Tigers scored 108), 20 rebounds (Tigers had 46 boards) and 21 assists (Tigers had 26 assists). Dozier had 19 points, seven boards, three assists and two blocks, while Evans scored a game-high 25 points and added five assists and four steals. Anderson recorded a triple-double with 12 points, 10 boards and a career-high 13 assists.

**SETTING THE "TONE"; REACHES 1,000 POINTS FOR CAREER**

In 2007-08, **Antonio Anderson** got off to a sluggish start in the Tigers' first eight games. The usually-steady Anderson had 19 assists and 22 turnovers after eight games last year. He was also shooting 34 percent from the field.

The ninth contest was against Middle Tennes-

**PRE-ORDERING FOR CALIPARI BOUNCE BACK BOOK OPEN ON AMAZON**

**John Calipari's** book titled **BOUNCE BACK: Overcoming Setbacks to Thrive in Business and in Life**, is available for pre-ordering on Amazon.com. **BOUNCE BACK** is a book for everyone who has experienced setbacks in their lives. As Calipari asserts, this book gives him a chance to help people who are going through any type of life-altering event. "I want readers to know that they are not alone. People get fired every day. I can give guidance in negotiating those troubling times and so can the people I enlist to help me with this book."

To pre-order the book, go to Amazon.com and search Bounce Back Calipari in "Books" or go to the following link:

[http://www.amazon.com/Bounce-Back-Overcoming-Setbacks-Business/dp/1416597506/ref=sr\\_1\\_1?ie=UTF8&s=books&qid=1229623453&sr=1-1](http://www.amazon.com/Bounce-Back-Overcoming-Setbacks-Business/dp/1416597506/ref=sr_1_1?ie=UTF8&s=books&qid=1229623453&sr=1-1)

see in Nashville, Tenn., on Dec. 15, 2007, and the Lynn, Mass., native returned to his "normal" stat line of nine points, six rebounds, six assists and only two miscues versus the Blue Raiders. From that point forward, Anderson played his "regular" game the rest of the season.

Fast-forward to 2008-09 and the same scenario of Tiger Nation waiting to see when the real Anderson would make his appearance. He did so in Memphis' 60-45 win over Cincinnati Dec. 29.

The 6-foot-6 guard netted a season-high 18 points on 8-of-13 shooting from the field and 2-of-2 from the foul line. Anderson added four boards, two assists, one block and one steal in 38 minutes.

Anderson followed his Cincinnati performance with a solid game versus Northeastern Dec. 31. Anderson entered the game needing 10 points to reach the 1,000-point milestone, and he did so, scoring 11 in the contest.

**MEMPHIS AMONG C-USA LEADERS**

**TEAM (AS OF JAN. 5)**

	STAT	RANK
Scoring Offense	78.8	1st
Scoring Defense	61.9	3rd
Scoring Margin	+16.8	1st
Free Throw Pct.	.676	9th
Field Goal Pct.	.426	11th
Field Goal Pct. Defense	.368	1st
3-Pt. Field Goal Pct.	.289	11th
3-Pt. Field Goal Pct. Defense	.294	3rd
Rebounding Margin	+5.8	3rd
Blocked Shots	7.23	1st
Assists	15.15	3rd
Steals	10.31	1st
Turnover Margin	+4.92	2nd
Assist/Turnover Ratio	1.09	4th
3-Pt. Field Goals Made	6.15	8th

**INDIVIDUAL (AS OF JAN. 5)**

**SCORING**

8. Tyreke Evans, MEM.....	16.9
16. Robert Dozier, MEM.....	12.7
21. Shawn Taggart, MEM.....	11.3

**REBOUNTING**

4. Shawn Taggart, MEM.....	8.2
10. Robert Dozier, MEM.....	6.8
20. Tyreke Evans, MEM.....	5.3

**FG PERCENTAGE**

6. Shawn Taggart, MEM.....	48.2
Robert Dozier, MEM.....	48.2
12. Tyreke Evans, MEM.....	45.5

**ASSISTS**

7. Antonio Anderson, MEM.....	4.31
8. Tyreke Evans, MEM.....	4.08

**STEALS**

2. Tyreke Evans, MEM.....	3.00
---------------------------	------

**BLOCKS**

4. Shawn Taggart, MEM.....	2.15
7. Robert Dozier, MEM.....	1.54

After reaching the 1,000-point mark, Anderson made more history in the Tigers' win over Lamar Jan. 3. He recorded a triple-double of 12 points, 10 boards and 13 assists, becoming only the second player in Memphis basketball history to do so. Anfernee Hardaway is the other Tiger to record a triple-double (back-to-back triple-doubles in 1992-93).

**'REKE RUNNING THE POINT**

For the first time this season, freshman **Tyreke Evans** took over as the starter at point guard in the Tigers' 60-45 win over Cincinnati Dec. 29 (Evans came off the bench to run the point in the Dec. 22 game versus Drexel). While there is still a learning curve for Evans at that position, the 6-foot-6 guard gave fans a glimpse of what to expect as the season unfolds.

Evans just missed a triple-double performance with 14 points, 10 rebounds and eight assists. The double-double was the first of Evans' career. The Chester, Pa., native also added two blocks and three steals.

In his next start at the point Dec. 31, all Evans did was scored a career-high 27 points and record a career-best seven steals. The seven swipes tied the freshman single-game mark and is tied for the seventh-most in Tiger hoops history. Evans also dished out four assists in the win.

Evans continued his solid all-around play in the Jan. 3 win over Lamar. He scored a game-high 25 points and added three boards, five assists, two blocks and four steals.

**TIGERS' 1000-POINT CLUB ADDS ANOTHER**

The Memphis 1,000-point club was already 43 players strong entering 2008-09, and on Dec. 20, it added a 44th member when senior **Robert Dozier** joined the group. The 6-foot-9 forward scored five points versus Syracuse to give him 1,002 for his career. He now has 1,068 career points.

The Tiger 1,000-point club added another player when senior **Antonio Anderson** reached the milestone with his 11 points in the win over Northeastern Dec. 31. The 6-foot-6 guard now has 1,013 career points. The following is an abbreviated list of the top scorers in Tiger history and shows where Anderson and Dozier stand:

**Memphis 1,000-Point Scorers**

1. Keith Lee/1981-85.....	2,408
...	
3. Rodney Carney*/2002-06.....	1,901
...	
9. Chris Douglas-Roberts*/2005-08.....	1,545
...	
29. Jeremy Hunt*/2002-05; 2006-07.....	1,145
...	
36. <b>Robert Dozier/2005-present.....</b>	<b>1,068</b>
37. Darius Washington Jr.*/2004-06.....	1,054
...	
41. <b>Antonio Anderson/2005-present... 1,013</b>	

\* Former teammates of Anderson and Dozier

**TIGERS AMONG WINNINGEST PROGRAMS IN RECENT YEARS**

**SINCE 2005-06 THROUGH 1-6**

1. <b>Memphis.....</b>	<b>114</b>
2. UCLA.....	111
3. Kansas.....	105
Florida.....	104
5. North Carolina.....	102
6. Texas.....	97
7. Pittsburgh.....	95
8. Duke.....	94
9. Ohio State.....	92
10. Gonzaga.....	85

**SINCE 2000-01 THROUGH 1-6**

1. Duke.....	273
2. Kansas.....	265
3. Florida.....	248
4. <b>Memphis.....</b>	<b>244</b>
Gonzaga.....	244
6. Illinois.....	242
7. Texas.....	239
8. Syracuse.....	236
9. Pittsburgh.....	235
10. Connecticut.....	234

**DOUBLE YOUR SCORING PLEASURE**

When **Antonio Anderson** and **Robert Dozier** joined the Memphis 1,000-point club this season, the tandem became only the eighth duo in Memphis basketball history to accomplish the feat in the same campaign.

Prior to this year, the last time two Tigers reached 1,000 points in the same season was the 2004-05 campaign when Rodney Carney and Anthony Rice did so. In two seasons (1982-83 and 1985-86), Memphis had three players score their 1,000th point in the same year.

The following lists the seasons in which two or more Tigers reached the 1,000-point milestone in the same campaign:

<b>2008-09</b> Antonio Anderson Robert Dozier	<b>2004-05</b> Rodney Carney Anthony Rice
<b>2000-01</b> Kelly Wise Marcus Moody	<b>1995-96</b> Cedric Henderson Lorenzen Wright
<b>1992-93</b> Anfernee Hardaway Billy Smith	<b>1985-86</b> Andre Turner William Bedford Baskerville Holmes
<b>1982-83</b> Keith Lee Phillip Haynes Bobby Parks	<b>1971-72</b> Larry Finch Don Holcomb

**2008-09 Memphis Cumulative Statistics**  
**Memphis Season Schedule/Results & Leaders (as of Jan 03, 2009)**  
**All games**

<b>RECORD:</b>	<b>OVERALL</b>	<b>HOME</b>	<b>AWAY</b>	<b>NEUTRAL</b>
ALL GAMES	10-3	8-1	0-1	2-1
CONFERENCE	0-0	0-0	0-0	0-0
NON-CONFERENCE	10-3	8-1	0-1	2-1

<b>Date</b>	<b>Opponent</b>	<b>Score</b>	<b>Att.</b>	<b>High Points</b>	<b>High Rebounds</b>
11/15/08	FAIRFIELD	W 90-63	17741	(19)EVANS, Tyreke	(12)TAGGART, Shawn
11/17/08	UMASS	W 80-58	18254	(19)EVANS, Tyreke	(12)ANDERSON, Antonio
11/20/08	vs Chattanooga	W 83-71		(19)MACK, Doneal	(11)TAGGART, Shawn
11/21/08	vs Seton Hall	W 84-70	6733	(16)MACK, Doneal	(10)HENDERSON-NILES, P.
11/23/08	vs Xavier	58-63 L	8242	(12)EVANS, Tyreke	(11)DOZIER, Robert
12/2/08	MARIST	W 100-61	17329	(24)EVANS, Tyreke	(13)TAGGART, Shawn
12/13/08	at Georgetown	70-79 LOT	15238	(23)TAGGART, Shawn	(11)TAGGART, Shawn
12/17/08	UALR	W 59-51	17220	(15)DOZIER, Robert	(5)TAGGART, Shawn (5)MACK, Doneal (5)DOZIER, Robert
12/20/08	SYRACUSE	65-72 L	17091	(12)HENDERSON-NILES, P. (12)SALLIE, Roburt	(13)TAGGART, Shawn
12/22/08	DREXEL	W 87-49	16715	(20)EVANS, Tyreke	(7)TAGGART, Shawn
12/29/08	CINCINNATI	W 60-45	18071	(18)ANDERSON, Antonio	(10)EVANS, Tyreke
12/31/08	NORTHEASTERN	W 80-48	17164	(27)EVANS, Tyreke	(8)DOZIER, Robert
01/03/09	LAMAR	W 108-75	17386	(25)EVANS, Tyreke	(10)ANDERSON, Antonio

\* - Conference game

<b>Attendance Summary</b>	<b>Games</b>	<b>Attend</b>	<b>Avg/Game</b>
Home	9	156971	17441
Away	1	15238	15238
Neutral	3	14975	4992
Total	13	187184	14399

**2008-09 Memphis Cumulative Statistics**  
**Memphis Season Box Score (as of Jan 03, 2009)**  
**All games**

<b>RECORD:</b>	<b>OVERALL</b>	<b>HOME</b>	<b>AWAY</b>	<b>NEUTRAL</b>
ALL GAMES	10-3	8-1	0-1	2-1
CONFERENCE	0-0	0-0	0-0	0-0
NON-CONFERENCE	10-3	8-1	0-1	2-1

#	Player	gp-gs	Total		3-Point		F-Throw		Rebounds				pf	dq	a	to	blk	stl	pts	avg		
			min	avg	fg-fga	pct	3fg-fga	pct	ft-fa	pct	off	def									tot	avg
12	EVANS, Tyreke	13-11	337	25.9	81-178	.455	13-47	.277	45-62	.726	22	47	69	5.3	31	0	53	51	9	39	220	16.9
02	DOZIER, Robert	13-12	369	28.4	54-112	.482	7-18	.389	50-69	.725	38	49	87	6.7	39	1	21	23	20	16	165	12.7
00	TAGGART, Shawn	13-5	319	24.5	54-112	.482	4-15	.267	39-54	.722	45	62	107	8.2	33	0	5	14	28	10	151	11.6
20	MACK, Doneal	13-9	306	23.5	41-118	.347	23-82	.280	14-21	.667	11	24	35	2.7	14	1	18	4	7	11	119	9.2
05	ANDERSON, Antonio	13-13	418	32.2	40-98	.408	5-30	.167	31-44	.705	15	48	63	4.8	28	0	56	28	6	17	116	8.9
11	WITHERSPOON, We	13-5	235	18.1	30-62	.484	3-12	.250	15-31	.484	6	29	35	2.7	33	1	16	23	8	14	78	6.0
03	SALLIE, Roburt	12-0	154	12.8	19-56	.339	17-43	.395	3-6	.500	8	11	19	1.6	21	1	10	5	6	9	58	4.8
04	HENDERSON-NILES,	13-8	204	15.7	19-39	.487	0-0	.000	12-22	.545	26	31	57	4.4	27	2	2	14	7	5	50	3.8
01	KEMP, Willie	12-2	167	13.9	11-41	.268	6-28	.214	12-17	.706	3	8	11	0.9	6	0	14	9	0	8	40	3.3
32	ROBINSON, Jeff	5-0	47	9.4	1-5	.200	0-0	.000	7-8	.875	3	2	5	1.0	1	0	1	0	1	1	9	1.8
31	LAIRD, Preston	6-0	11	1.8	2-3	.667	2-2	1.000	4-4	1.000	0	0	0	0.0	2	0	0	2	0	0	10	1.7
15	SIMPKINS, Matt	7-0	43	6.1	3-8	.375	0-0	.000	0-4	.000	3	7	10	1.4	13	0	0	4	2	4	6	0.9
10	MCGRADY, Chance	7-0	15	2.1	0-1	.000	0-0	.000	2-4	.500	0	3	3	0.4	1	0	1	2	0	0	2	0.3
Total.....		13	2625		355-833	.426	80-277	.289	234-346	.676	206	344	550	42.3	250	6	197	180	94	134	1024	78.8
Opponents.....		13	2625		272-740	.368	69-235	.294	192-285	.674	158	316	474	36.5	277	-	143	244	37	78	805	61.9

<b>Score by Periods</b>	<b>1st</b>	<b>2nd</b>	<b>OT</b>	<b>Totals</b>
Memphis	512	508	4	1024
Opponents	370	422	13	805

2008-09 Memphis Cumulative Statistics  
 Memphis Overall Team Statistics (as of Jan 03, 2009)  
 All games

TEAM STATISTICS	MEM	OPP
SCORING	1024	805
Points per game	78.8	61.9
Scoring margin	+16.8	-
FIELD GOALS-ATT	355-833	272-740
Field goal pct	.426	.368
3 POINT FG-ATT	80-277	69-235
3-point FG pct	.289	.294
3-pt FG made per game	6.2	5.3
FREE THROWS-ATT	234-346	192-285
Free throw pct	.676	.674
F-Throws made per game	18.0	14.8
REBOUNDS	550	474
Rebounds per game	42.3	36.5
Rebounding margin	+5.8	-
ASSISTS	197	143
Assists per game	15.2	11.0
TURNOVERS	180	244
Turnovers per game	13.8	18.8
Turnover margin	+4.9	-
Assist/turnover ratio	1.1	0.6
STEALS	134	78
Steals per game	10.3	6.0
BLOCKS	94	37
Blocks per game	7.2	2.8
WINNING STREAK	4	-
Home win streak	4	-
ATTENDANCE	156971	30213
Home games-Avg/Game	9-17441	1-15238
Neutral site-Avg/Game	-	3-4992

Score by Periods	1st	2nd	OT	Totals
Memphis	512	508	4	1024
Opponents	370	422	13	805

**2008-09 Memphis Cumulative Statistics**  
**Memphis Category Leaders (as of Jan 03, 2009)**  
**All games**

<b>Points</b>	<b>G</b>	<b>Pts</b>	<b>Pts/G</b>
EVANS, Tyreke	13	220	16.9
DOZIER, Robert	13	165	12.7
TAGGART, Shawn	13	151	11.6
MACK, Doneal	13	119	9.2
ANDERSON, Antonio	13	116	8.9
WITHERSPOON, Wesley	13	78	6.0
SALLIE, Roburt	12	58	4.8
HENDERSON-NILES, P.	13	50	3.8
KEMP, Willie	12	40	3.3
LAIRD, Preston	6	10	1.7
ROBINSON, Jeff	5	9	1.8
SIMPKINS, Matt	7	6	0.9

<b>Scoring Average</b>	<b>G</b>	<b>Pts</b>	<b>Avg/G</b>
EVANS, Tyreke	13	220	16.9
DOZIER, Robert	13	165	12.7
TAGGART, Shawn	13	151	11.6
MACK, Doneal	13	119	9.2
ANDERSON, Antonio	13	116	8.9
WITHERSPOON, Wesley	13	78	6.0
SALLIE, Roburt	12	58	4.8
HENDERSON-NILES, P.	13	50	3.8
KEMP, Willie	12	40	3.3
ROBINSON, Jeff	5	9	1.8
LAIRD, Preston	6	10	1.7
SIMPKINS, Matt	7	6	0.9

<b>FG Percentage</b>	<b>FG</b>	<b>Att</b>	<b>Pct</b>
LAIRD, Preston	2	3	.667
HENDERSON-NILES, P.	19	39	.487
WITHERSPOON, Wesley	30	62	.484
DOZIER, Robert	54	112	.482
TAGGART, Shawn	54	112	.482
EVANS, Tyreke	81	178	.455
ANDERSON, Antonio	40	98	.408
SIMPKINS, Matt	3	8	.375
MACK, Doneal	41	118	.347
SALLIE, Roburt	19	56	.339
KEMP, Willie	11	41	.268
ROBINSON, Jeff	1	5	.200

<b>Field Goal Attempts</b>	<b>G</b>	<b>Att</b>	<b>Att/G</b>
EVANS, Tyreke	13	178	13.7
MACK, Doneal	13	118	9.1
TAGGART, Shawn	13	112	8.6
DOZIER, Robert	13	112	8.6
ANDERSON, Antonio	13	98	7.5

<b>Field Goals Made</b>	<b>G</b>	<b>Made</b>	<b>Made/G</b>
EVANS, Tyreke	13	81	6.2
DOZIER, Robert	13	54	4.2
TAGGART, Shawn	13	54	4.2
MACK, Doneal	13	41	3.2
ANDERSON, Antonio	13	40	3.1

<b>3-Point Percentage</b>	<b>3FG</b>	<b>Att</b>	<b>Pct</b>
LAIRD, Preston	2	2	1.000
SALLIE, Roburt	17	43	.395
DOZIER, Robert	7	18	.389
MACK, Doneal	23	82	.280
EVANS, Tyreke	13	47	.277
TAGGART, Shawn	4	15	.267
WITHERSPOON, Wesley	3	12	.250
KEMP, Willie	6	28	.214
ANDERSON, Antonio	5	30	.167

<b>3-Point FG Attempts</b>	<b>G</b>	<b>Att</b>	<b>Att/G</b>
MACK, Doneal	13	82	6.3
EVANS, Tyreke	13	47	3.6
SALLIE, Roburt	12	43	3.6
ANDERSON, Antonio	13	30	2.3
KEMP, Willie	12	28	2.3

<b>3-Point FG Made</b>	<b>G</b>	<b>Made</b>	<b>Made/G</b>
MACK, Doneal	13	23	1.8
SALLIE, Roburt	12	17	1.4
EVANS, Tyreke	13	13	1.0
DOZIER, Robert	13	7	0.5
KEMP, Willie	12	6	0.5

<b>Free Throw Percent</b>	<b>FG</b>	<b>Att</b>	<b>Pct</b>
LAIRD, Preston	4	4	1.000
ROBINSON, Jeff	7	8	.875
EVANS, Tyreke	45	62	.726
DOZIER, Robert	50	69	.725
TAGGART, Shawn	39	54	.722
KEMP, Willie	12	17	.706
ANDERSON, Antonio	31	44	.705
MACK, Doneal	14	21	.667
HENDERSON-NILES, P.	12	22	.545
SALLIE, Roburt	3	6	.500
MCGRADY, Chance	2	4	.500
WITHERSPOON, Wesley	15	31	.484

<b>Free Throw Attempts</b>	<b>G</b>	<b>Att</b>	<b>Att/G</b>
DOZIER, Robert	13	69	5.3
EVANS, Tyreke	13	62	4.8
TAGGART, Shawn	13	54	4.2
ANDERSON, Antonio	13	44	3.4
WITHERSPOON, Wesley	13	31	2.4

<b>Free Throws Made</b>	<b>G</b>	<b>Made</b>	<b>Made/G</b>
DOZIER, Robert	13	50	3.8
EVANS, Tyreke	13	45	3.5
TAGGART, Shawn	13	39	3.0
ANDERSON, Antonio	13	31	2.4
WITHERSPOON, Wesley	13	15	1.2

**2008-09 Memphis Cumulative Statistics**  
**Memphis Category Leaders (as of Jan 03, 2009)**  
**All games**

<u>Rebounds</u>	<u>G</u>	<u>Reb</u>	<u>Reb/G</u>
TAGGART, Shawn	13	107	8.2
DOZIER, Robert	13	87	6.7
EVANS, Tyreke	13	69	5.3
ANDERSON, Antonio	13	63	4.8
HENDERSON-NILES, P.	13	57	4.4

<u>Rebound Average</u>	<u>G</u>	<u>Reb</u>	<u>Avg/G</u>
TAGGART, Shawn	13	107	8.2
DOZIER, Robert	13	87	6.7
EVANS, Tyreke	13	69	5.3
ANDERSON, Antonio	13	63	4.8
HENDERSON-NILES, P.	13	57	4.4

<u>Offensive Rebounds</u>	<u>G</u>	<u>No.</u>	<u>Avg/G</u>
TAGGART, Shawn	13	45	3.5
DOZIER, Robert	13	38	2.9
HENDERSON-NILES, P.	13	26	2.0
EVANS, Tyreke	13	22	1.7
ANDERSON, Antonio	13	15	1.2

<u>Defensive Rebounds</u>	<u>G</u>	<u>No.</u>	<u>Avg/G</u>
TAGGART, Shawn	13	62	4.8
DOZIER, Robert	13	49	3.8
ANDERSON, Antonio	13	48	3.7
EVANS, Tyreke	13	47	3.6
HENDERSON-NILES, P.	13	31	2.4

<u>Fouls</u>	<u>G</u>	<u>No.</u>	<u>Per/G</u>
DOZIER, Robert	13	39	3.0
TAGGART, Shawn	13	33	2.5
WITHERSPOON, Wesley	13	33	2.5
EVANS, Tyreke	13	31	2.4
ANDERSON, Antonio	13	28	2.2

<u>Foulouts</u>	<u>G</u>	<u>No.</u>
HENDERSON-NILES, P.	13	2
MACK, Doneal	13	1
WITHERSPOON, Wesley	13	1
SALLIE, Roburt	12	1
DOZIER, Robert	13	1

<u>Assists</u>	<u>G</u>	<u>No.</u>	<u>Ast/G</u>
ANDERSON, Antonio	13	56	4.3
EVANS, Tyreke	13	53	4.1
DOZIER, Robert	13	21	1.6
MACK, Doneal	13	18	1.4
WITHERSPOON, Wesley	13	16	1.2

<u>Steals</u>	<u>G</u>	<u>No.</u>	<u>Stl/G</u>
EVANS, Tyreke	13	39	3.0
ANDERSON, Antonio	13	17	1.3
DOZIER, Robert	13	16	1.2
WITHERSPOON, Wesley	13	14	1.1
MACK, Doneal	13	11	0.8

<u>Blocked Shots</u>	<u>G</u>	<u>No.</u>	<u>Blk/G</u>
TAGGART, Shawn	13	28	2.2
DOZIER, Robert	13	20	1.5
EVANS, Tyreke	13	9	0.7
WITHERSPOON, Wesley	13	8	0.6
HENDERSON-NILES, P.	13	7	0.5
MACK, Doneal	13	7	0.5

<u>Minutes</u>	<u>G</u>	<u>No.</u>	<u>Min/G</u>
ANDERSON, Antonio	13	418	32.2
DOZIER, Robert	13	369	28.4
EVANS, Tyreke	13	337	25.9
TAGGART, Shawn	13	319	24.5
MACK, Doneal	13	306	23.5

<u>Turnovers</u>	<u>G</u>	<u>No.</u>	<u>TO/G</u>
EVANS, Tyreke	13	51	3.9
ANDERSON, Antonio	13	28	2.2
DOZIER, Robert	13	23	1.8
WITHERSPOON, Wesley	13	23	1.8
TAGGART, Shawn	13	14	1.1
HENDERSON-NILES, P.	13	14	1.1

2008-09 Memphis Cumulative Statistics  
 Memphis Game-by-Game Points-Rebounds-Assists (as of Jan 03, 2009)  
 All games

Opponent	Date	Score		00	01	02	03	04	05	10
				TAGGART,SH	KEMP,WILLI	DOZIER,ROB	SALLIE,ROB	HENDERSON-	ANDERSON,A	MCGRADY,CH
FAIRFIELD	11/15/08	90-63	w	14-12-0	5-1-5	10-5-0	6-0-1	6-2-0	12-1-7	2-0-0
UMASS	11/17/08	80-58	w	7-11-0	5-1-2	18-5-1	0-1-0	1-2-0	15-12-5	0-0-0
vs Chattanooga	11/20/08	83-71	w	16-11-1	0-1-0	18-8-4	3-1-1	2-2-0	6-3-6	DNP
vs Seton Hall	11/21/08	84-70	w	6-3-1	14-2-1	10-5-1	3-4-0	5-10-1	6-2-6	0-0-0
vs Xavier	11/23/08	58-63	L	4-10-0	2-0-1	10-11-1	3-0-0	0-1-0	10-5-4	DNP
MARIST	12/2/08	100-61	w	21-13-1	3-2-2	6-5-1	11-3-1	8-5-0	12-5-0	0-1-0
at Georgetown	12/13/08	70-79	LO	23-11-0	0-0-0	7-10-2	DNP	4-3-1	2-7-1	DNP
UALR	12/17/08	59-51	w	12-5-0	0-1-0	15-5-0	0-0-1	4-4-0	2-4-2	DNP
SYRACUSE	12/20/08	65-72	L	9-13-1	0-1-1	5-8-3	12-1-0	12-5-0	4-4-6	DNP
DREXEL	12/22/08	87-49	w	13-7-0	0-1-1	14-3-1	11-5-2	3-5-0	6-5-3	0-0-0
CINCINNATI	12/29/08	60-45	w	4-4-0	DNP	17-7-1	3-1-1	0-7-0	18-4-2	DNP
NORTHEASTERN	12/31/08	80-48	w	7-3-0	2-0-1	16-8-3	3-2-2	2-5-0	11-1-1	0-0-0
LAMAR	01/03/09	108-75	w	15-4-1	9-1-0	19-7-3	3-1-1	3-6-0	12-10-13	0-2-1

Opponent	Date	Score		11	12	15	20	31	32
				WITHERSPOO	EVANS,TYRE	SIMPKINS,M	MACK,DONEA	LAIRD,PRES	ROBINSON,J
FAIRFIELD	11/15/08	90-63	w	2-1-1	19-5-3	DNP	14-3-0	0-0-0	0-0-0
UMASS	11/17/08	80-58	w	9-1-2	19-6-4	DNP	6-2-0	DNP	DNP
vs Chattanooga	11/20/08	83-71	w	6-3-0	11-5-4	DNP	19-3-4	DNP	2-1-0
vs Seton Hall	11/21/08	84-70	w	9-8-3	12-7-6	DNP	16-2-0	0-0-0	3-2-0
vs Xavier	11/23/08	58-63	L	4-1-3	12-6-2	DNP	9-2-2	DNP	4-1-0
MARIST	12/2/08	100-61	w	6-2-3	24-6-4	DNP	4-1-2	5-0-0	0-1-1
at Georgetown	12/13/08	70-79	LO	7-6-2	20-7-3	0-0-0	7-2-1	DNP	DNP
UALR	12/17/08	59-51	w	5-2-0	12-4-4	0-0-0	9-5-1	DNP	DNP
SYRACUSE	12/20/08	65-72	L	7-2-0	5-5-2	2-0-0	9-3-3	DNP	DNP
DREXEL	12/22/08	87-49	w	8-2-2	20-3-4	2-6-0	10-2-3	0-0-0	DNP
CINCINNATI	12/29/08	60-45	w	4-2-0	14-10-8	0-0-0	0-4-0	DNP	DNP
NORTHEASTERN	12/31/08	80-48	w	8-3-0	27-2-4	0-0-0	2-1-0	2-0-0	DNP
LAMAR	01/03/09	108-75	w	3-2-0	25-3-5	2-4-0	14-5-2	3-0-0	DNP

2008-09 Memphis Cumulative Statistics  
 Memphis Game-by-Game Highs (as of Jan 03, 2009)  
 All games

Opponent	Date	Score	Points	Rebounds	Assists	Steals	Blocked shots
FAIRFIELD	11/15/08	90-63	19-EVANS, Tyreke	12-TAGGART, Shawn	7-ANDERSON, Anton	4-KEMP, Willie	1-SALLIE, Roburt TAGGART, Shawn
UMASS	11/17/08	80-58	19-EVANS, Tyreke	12-ANDERSON, Anto	5-ANDERSON, Anton	5-EVANS, Tyreke	4-DOZIER, Robert
vs Chattanooga	11/20/08	83-71	19-MACK, Doneal	11-TAGGART, Shawn	6-ANDERSON, Anton	3-TAGGART, Shawn EVANS, Tyreke DOZIER, Robert	2-TAGGART, Shawn DOZIER, Robert
vs Seton Hall	11/21/08	84-70	16-MACK, Doneal	10-HENDERSON-NIL	6-EVANS, Tyreke ANDERSON, Antoni	4-ANDERSON, Anton	2-WITHERSPOON,
vs Xavier	11/23/08	58-63	12-EVANS, Tyreke	11-DOZIER, Robert	4-ANDERSON, Anton	2-MACK, Doneal	4-TAGGART, Shawn
MARIST	12/2/08	100-61	24-EVANS, Tyreke	13-TAGGART, Shawn	4-EVANS, Tyreke	3-EVANS, Tyreke	6-TAGGART, Shawn
at Georgetown	12/13/08	70-79	23-TAGGART, Shawn	11-TAGGART, Shawn	3-EVANS, Tyreke	3-WITHERSPOON, EVANS, Tyreke	1-MACK, Doneal EVANS, Tyreke
UALR	12/17/08	59-51	15-DOZIER, Robert	5-DOZIER, Robert MACK, Doneal TAGGART, Shawn	4-EVANS, Tyreke	2-DOZIER, Robert EVANS, Tyreke	2-TAGGART, Shawn
SYRACUSE	12/20/08	65-72	12-SALLIE, Roburt HENDERSON-NILE	13-TAGGART, Shawn	6-ANDERSON, Anton	2-SALLIE, Roburt EVANS, Tyreke	3-DOZIER, Robert
DREXEL	12/22/08	87-49	20-EVANS, Tyreke	7-TAGGART, Shawn	4-EVANS, Tyreke	2-EVANS, Tyreke ANDERSON, Antoni	7-TAGGART, Shawn
CINCINNATI	12/29/08	60-45	18-ANDERSON, Anto	10-EVANS, Tyreke	8-EVANS, Tyreke	3-EVANS, Tyreke	2-EVANS, Tyreke
NORTHEASTERN	12/31/08	80-48	27-EVANS, Tyreke	8-DOZIER, Robert	4-EVANS, Tyreke	7-EVANS, Tyreke	1-EVANS, Tyreke HENDERSON-NILE MACK, Doneal DOZIER, Robert
LAMAR	01/03/09	108-75	25-EVANS, Tyreke	10-ANDERSON, Anto	13-ANDERSON, Anto	4-EVANS, Tyreke	3-HENDERSON-NILE

2008-09 Memphis Cumulative Statistics  
 Memphis Team High/Low Analysis (as of Jan 03, 2009)  
 All games

Memphis - TEAM GAME HIGHS

POINTS	108		LAMAR (01/03/09)
	100		MARIST (12/2/08)
	90		FAIRFIELD (11/15/08)
	87		DREXEL (12/22/08)
	84		vs Seton Hall (11/21/08)
FIELD GOALS MADE	42		LAMAR (01/03/09)
	38		MARIST (12/2/08)
FIELD GOAL ATTEMPTS	79		LAMAR (01/03/09)
	78		at Georgetown (12/13/08)
FIELD GOAL PERCENTAGE	.532	(42-79)	LAMAR (01/03/09)
	.528	(38-72)	MARIST (12/2/08)
3 PT FIELD GOALS MADE	12		LAMAR (01/03/09)
	10		DREXEL (12/22/08)
3 PT FG ATTEMPTS	33		SYRACUSE (12/20/08)
	30		LAMAR (01/03/09)
3 PT FG PERCENTAGE	.529	(9-17)	MARIST (12/2/08)
	.455	(10-22)	DREXEL (12/22/08)
FREE THROWS MADE	31		NORTHEASTERN (12/31/08)
	30		vs Seton Hall (11/21/08)
FREE THROW ATTEMPTS	46		vs Seton Hall (11/21/08)
	40		UALR (12/17/08)
FREE THROW PERCENTAGE	.886	(31-35)	NORTHEASTERN (12/31/08)
	.800	(24-30)	FAIRFIELD (11/15/08)
REBOUNDS	53		at Georgetown (12/13/08)
	48		UMASS (11/17/08)
ASSISTS	26		LAMAR (01/03/09)
	20		vs Chattanooga (11/20/08)
STEALS	18		NORTHEASTERN (12/31/08)
	16		FAIRFIELD (11/15/08)
BLOCKED SHOTS	14		MARIST (12/2/08)
	13		DREXEL (12/22/08)
TURNOVERS	20		SYRACUSE (12/20/08)
	20		at Georgetown (12/13/08)
FOULS	25		LAMAR (01/03/09)
	24		at Georgetown (12/13/08)
	24		vs Xavier (11/23/08)

2008-09 Memphis Cumulative Statistics  
 Memphis High/Low Analysis (as of Jan 03, 2009)  
 All games

Opponent - GAME HIGHS

POINTS	79		at Georgetown (12/13/08)
	75		LAMAR (01/03/09)
FIELD GOALS MADE	72		SYRACUSE (12/20/08)
	71		vs Chattanooga (11/20/08)
FIELD GOAL ATTEMPTS	70		vs Seton Hall (11/21/08)
	71		LAMAR (01/03/09)
FIELD GOAL PERCENTAGE	66		UMASS (11/17/08)
	.500	(24-48)	FAIRFIELD (11/15/08)
3 PT FIELD GOALS MADE	.474	(27-57)	SYRACUSE (12/20/08)
	11		vs Chattanooga (11/20/08)
3 PT FG ATTEMPTS	8		FAIRFIELD (11/15/08)
	27		vs Chattanooga (11/20/08)
3 PT FG PERCENTAGE	24		UMASS (11/17/08)
	.444	(8-18)	FAIRFIELD (11/15/08)
FREE THROWS MADE	.429	(6-14)	SYRACUSE (12/20/08)
	27		at Georgetown (12/13/08)
FREE THROW ATTEMPTS	25		vs Xavier (11/23/08)
	37		vs Xavier (11/23/08)
FREE THROW PERCENTAGE	36		at Georgetown (12/13/08)
	.833	(20-24)	LAMAR (01/03/09)
REBOUNDS	.783	(18-23)	CINCINNATI (12/29/08)
	49		UMASS (11/17/08)
ASSISTS	44		vs Xavier (11/23/08)
	19		FAIRFIELD (11/15/08)
STEALS	16		vs Chattanooga (11/20/08)
	10		SYRACUSE (12/20/08)
BLOCKED SHOTS	9		NORTHEASTERN (12/31/08)
	7		at Georgetown (12/13/08)
TURNOVERS	6		UMASS (11/17/08)
	26		FAIRFIELD (11/15/08)
FOULS	25		NORTHEASTERN (12/31/08)
	28		vs Seton Hall (11/21/08)
	26		UALR (12/17/08)

2008-09 Memphis Cumulative Statistics  
 Memphis High/Low Analysis (as of Jan 03, 2009)  
 All games

Memphis - GAME LOWS

POINTS	58		vs Xavier (11/23/08)
	59		UALR (12/17/08)
	60		CINCINNATI (12/29/08)
	65		SYRACUSE (12/20/08)
	70		at Georgetown (12/13/08)
FIELD GOALS MADE	15		UALR (12/17/08)
	18		vs Xavier (11/23/08)
FIELD GOAL ATTEMPTS	45		UALR (12/17/08)
	51		NORTHEASTERN (12/31/08)
FIELD GOAL PERCENTAGE	.327	(18-55)	vs Xavier (11/23/08)
	.333	(15-45)	UALR (12/17/08)
3 PT FIELD GOALS MADE	2		UMASS (11/17/08)
	2		CINCINNATI (12/29/08)
3 PT FG ATTEMPTS	13		NORTHEASTERN (12/31/08)
	17		MARIST (12/2/08)
3 PT FG PERCENTAGE	.105	(2-19)	UMASS (11/17/08)
	.111	(2-18)	CINCINNATI (12/29/08)
FREE THROWS MADE	10		SYRACUSE (12/20/08)
	10		CINCINNATI (12/29/08)
FREE THROW ATTEMPTS	13		SYRACUSE (12/20/08)
	15		at Georgetown (12/13/08)
FREE THROW PERCENTAGE	.500	(15-30)	vs Xavier (11/23/08)
	.517	(15-29)	MARIST (12/2/08)
REBOUNDS	32		FAIRFIELD (11/15/08)
	32		NORTHEASTERN (12/31/08)
ASSISTS	8		UALR (12/17/08)
STEALS	10		at Georgetown (12/13/08)
	5		DREXEL (12/22/08)
BLOCKED SHOTS	6		vs Xavier (11/23/08)
	6		SYRACUSE (12/20/08)
	2		FAIRFIELD (11/15/08)
TURNOVERS	2		at Georgetown (12/13/08)
	11		vs Seton Hall (11/21/08)
	11		vs Xavier (11/23/08)
FOULS	11		MARIST (12/2/08)
	11		LAMAR (01/03/09)
	15		DREXEL (12/22/08)
	15		NORTHEASTERN (12/31/08)

2008-09 Memphis Cumulative Statistics  
 Memphis High/Low Analysis (as of Jan 03, 2009)  
 All games

Opponent - GAME LOWS

POINTS	45		CINCINNATI (12/29/08)
	48		NORTHEASTERN (12/31/08)
	49		DREXEL (12/22/08)
	51		UALR (12/17/08)
	58		UMASS (11/17/08)
FIELD GOALS MADE	12		CINCINNATI (12/29/08)
	17		NORTHEASTERN (12/31/08)
FIELD GOAL ATTEMPTS	46		CINCINNATI (12/29/08)
	47		NORTHEASTERN (12/31/08)
FIELD GOAL PERCENTAGE	.261	(12-46)	CINCINNATI (12/29/08)
	.281	(18-64)	DREXEL (12/22/08)
3 PT FIELD GOALS MADE	2		vs Xavier (11/23/08)
	3		CINCINNATI (12/29/08)
3 PT FG ATTEMPTS	13		MARIST (12/2/08)
	14		vs Xavier (11/23/08)
	14		SYRACUSE (12/20/08)
3 PT FG PERCENTAGE	.143	(2-14)	vs Xavier (11/23/08)
	.188	(3-16)	CINCINNATI (12/29/08)
FREE THROWS MADE	7		FAIRFIELD (11/15/08)
	7		DREXEL (12/22/08)
FREE THROW ATTEMPTS	11		FAIRFIELD (11/15/08)
	12		NORTHEASTERN (12/31/08)
FREE THROW PERCENTAGE	.462	(12-26)	SYRACUSE (12/20/08)
	.500	(10-20)	vs Chattanooga (11/20/08)
REBOUNDS	20		FAIRFIELD (11/15/08)
	28		NORTHEASTERN (12/31/08)
ASSISTS	5		CINCINNATI (12/29/08)
	8		vs Seton Hall (11/21/08)
	8		MARIST (12/2/08)
STEALS	3		vs Chattanooga (11/20/08)
	3		UALR (12/17/08)
	3		LAMAR (01/03/09)
BLOCKED SHOTS	0		vs Chattanooga (11/20/08)
	1		FAIRFIELD (11/15/08)
TURNOVERS	1		vs Seton Hall (11/21/08)
	11		vs Xavier (11/23/08)
FOULS	14		at Georgetown (12/13/08)
	12		SYRACUSE (12/20/08)
	15		at Georgetown (12/13/08)

**2008-09 Memphis Cumulative Statistics**  
**Memphis Player High/Low Analysis (as of Jan 03, 2009)**  
**All games**

**Memphis - INDIVIDUAL GAME HIGHS**

Points	27		EVANS, Tyreke vs Northeastern (12/31/08)
	25		EVANS, Tyreke vs Lamar (01/03/09)
	24		EVANS, Tyreke vs Marist (12/2/08)
	23		TAGGART, Shawn at Georgetown (12/13/08)
	21		TAGGART, Shawn vs Marist (12/2/08)
Field Goals Made	11		EVANS, Tyreke vs Lamar (01/03/09)
	10		TAGGART, Shawn at Georgetown (12/13/08)
	10		EVANS, Tyreke vs Marist (12/2/08)
Field Goal Att.	24		EVANS, Tyreke at Georgetown (12/13/08)
	17		TAGGART, Shawn at Georgetown (12/13/08)
	17		EVANS, Tyreke vs UMass (11/17/08)
FG Pct (min 5 made)	.769	(10-13)	EVANS, Tyreke vs Marist (12/2/08)
	.750	(6-8)	DOZIER, Robert vs Chattanooga (11/20/08)
3-Point FG Made	5		MACK, Doneal vs Chattanooga (11/20/08)
	4		MACK, Doneal vs Lamar (01/03/09)
	4		EVANS, Tyreke vs Northeastern (12/31/08)
	4		SALLIE, Roburt vs Syracuse (12/20/08)
3-Point FG Att.	10		MACK, Doneal vs Syracuse (12/20/08)
	9		MACK, Doneal vs Lamar (01/03/09)
	9		MACK, Doneal vs Chattanooga (11/20/08)
3-Pt FG Pct (min 2 made)	1.000	(2-2)	DOZIER, Robert vs Drexel (12/22/08)
	.800	(4-5)	EVANS, Tyreke vs Northeastern (12/31/08)
Free Throws Made	10		DOZIER, Robert vs Northeastern (12/31/08)
	9		DOZIER, Robert vs UALR (12/17/08)
Free Throw Att.	12		DOZIER, Robert vs UALR (12/17/08)
	11		EVANS, Tyreke vs UALR (12/17/08)
FT Pct (min 3 made)	1.000	(10-10)	DOZIER, Robert vs Northeastern (12/31/08)
	1.000	(8-8)	TAGGART, Shawn vs Drexel (12/22/08)
	1.000	(6-6)	KEMP, Willie vs Seton Hall (11/21/08)
	1.000	(6-6)	EVANS, Tyreke vs Seton Hall (11/21/08)
	1.000	(4-4)	ANDERSON, Antonio vs Syracuse (12/20/08)
	1.000	(4-4)	ROBINSON, Jeff vs Xavier (11/23/08)
	1.000	(4-4)	DOZIER, Robert vs Seton Hall (11/21/08)
	1.000	(4-4)	MACK, Doneal vs Seton Hall (11/21/08)
	1.000	(4-4)	DOZIER, Robert vs UMass (11/17/08)
	1.000	(4-4)	ANDERSON, Antonio vs Fairfield (11/15/08)
	1.000	(3-3)	EVANS, Tyreke vs Drexel (12/22/08)
	1.000	(3-3)	EVANS, Tyreke vs Chattanooga (11/20/08)
	Rebounds	13	
13			TAGGART, Shawn vs Marist (12/2/08)
Assists	13		ANDERSON, Antonio vs Lamar (01/03/09)
	8		EVANS, Tyreke vs Cincinnati (12/29/08)
Steals	7		EVANS, Tyreke vs Northeastern (12/31/08)
	5		EVANS, Tyreke vs UMass (11/17/08)
Blocked Shots	7		TAGGART, Shawn vs Drexel (12/22/08)
	6		TAGGART, Shawn vs Marist (12/2/08)
Turnovers	7		EVANS, Tyreke vs Cincinnati (12/29/08)
	6		EVANS, Tyreke vs Syracuse (12/20/08)
	6		EVANS, Tyreke vs UMass (11/17/08)
Fouls	5		HENDERSON-NILES, P. vs Lamar (01/03/09)
	5		HENDERSON-NILES, P. vs Cincinnati (12/29/08)
	5		WITHERSPOON, Wesley vs UALR (12/17/08)
	5		DOZIER, Robert at Georgetown (12/13/08)

**2008-09 Memphis Cumulative Statistics**  
**Memphis Opponent High/Low Analysis (as of Jan 03, 2009)**  
**All games**

**OPPONENT INDIVIDUAL GAME HIGHS**

Points	32		Jeremy Hazell vs Seton Hall (11/21/08)
	27		Stephen McDowell vs Chattanooga (11/20/08)
	26		Hawthorne, Tramayne vs Drexel (12/22/08)
	24		FLYNN, Jonny vs Syracuse (12/20/08)
	24		Edney, Warren vs Fairfield (11/15/08)
Field Goals Made	10		Hawthorne, Tramayne vs Drexel (12/22/08)
	10		Stephen McDowell vs Chattanooga (11/20/08)
Field Goal Att.	21		Hawthorne, Tramayne vs Drexel (12/22/08)
	21		Jeremy Hazell vs Seton Hall (11/21/08)
FG Pct (min 5 made)	1.000	(7-7)	Adako, Manny vs Northeastern (12/31/08)
	.714	(5-7)	Harper, Charlie vs Lamar (01/03/09)
3-Point FG Made	7		Stephen McDowell vs Chattanooga (11/20/08)
	6		Hawthorne, Tramayne vs Drexel (12/22/08)
3-Point FG Att.	14		Jeremy Hazell vs Seton Hall (11/21/08)
	13		Stephen McDowell vs Chattanooga (11/20/08)
3-Pt FG Pct (min 2 made)	1.000	(2-2)	Edney, Warren vs Fairfield (11/15/08)
	1.000	(2-2)	Nero, Greg vs Fairfield (11/15/08)
Free Throws Made	10		Terrell Holloway vs Xavier (11/23/08)
	9		VAUGHN, Deonta vs Cincinnati (12/29/08)
	9		Monroe, Greg at Georgetown (12/13/08)
	9		Jeremy Hazell vs Seton Hall (11/21/08)
Free Throw Att.	12		Monroe, Greg at Georgetown (12/13/08)
	12		Jeremy Hazell vs Seton Hall (11/21/08)
FT Pct (min 3 made)	1.000	(10-10)	Terrell Holloway vs Xavier (11/23/08)
	1.000	(5-5)	Dawkins, Kenny vs Lamar (01/03/09)
	1.000	(5-5)	Eugene Harvey vs Seton Hall (11/21/08)
	1.000	(4-4)	Wright, Chris at Georgetown (12/13/08)
	1.000	(3-3)	McThay, Brandon vs Lamar (01/03/09)
Rebounds	19		GAFFNEY, Tony vs UMass (11/17/08)
	16		Nicchaeus Doaks vs Chattanooga (11/20/08)
Assists	7		Han, Jonathan vs Fairfield (11/15/08)
	6		Rodgers, Scott vs Drexel (12/22/08)
	6		FLYNN, Jonny vs Syracuse (12/20/08)
Steals	3		BISHOP, Rashad vs Cincinnati (12/29/08)
	3		Harris, Jamie vs Drexel (12/22/08)
	3		FLYNN, Jonny vs Syracuse (12/20/08)
	3		RAUTINS, Andy vs Syracuse (12/20/08)
	3		Parris, Javon vs Marist (12/2/08)
	3		Dante' Jackson vs Xavier (11/23/08)
	3		GAFFNEY, Tony vs UMass (11/17/08)
Blocked Shots	5		GAFFNEY, Tony vs UMass (11/17/08)
	3		Monroe, Greg at Georgetown (12/13/08)
	3		Summers, DaJuan at Georgetown (12/13/08)
Turnovers	12		Han, Jonathan vs Fairfield (11/15/08)
	7		GATES, Yancy vs Cincinnati (12/29/08)
Fouls	5		Brown, Jay vs Lamar (01/03/09)
	5		Ojougboh, Nkem vs Northeastern (12/31/08)
	5		Derrick Brown vs Xavier (11/23/08)
	5		Kenny Frease vs Xavier (11/23/08)
	5		Mike Davis vs Seton Hall (11/21/08)
	5		Brandon Walters vs Seton Hall (11/21/08)
	5		Keyron Sheard vs Chattanooga (11/20/08)
	5		Nicchaeus Doaks vs Chattanooga (11/20/08)

# HEAD - COACH - JOHN - CALIPARI

## TOP COACHING STARTS BY VICTORIES

### 17 SEASONS

No.	Coach, School(s)	Years	W-L
1.	Roy Williams, Kansas, UNC	1989-2005	470-116
2.	<b>John Calipari***</b> <i>UMass, Memphis</i>	<b>1989-96</b> <b>2001-09</b>	<b>418-138</b>
t.	Denny Crum, Louisville	1972-88	412-139
4.	Jim Boenheim, Syracuse	1977-93	411-133
5.	Nolan Richardson, Tulsa, Arkansas	1981-97	409-146
6.	Tubby Smith, Tulsa, Georgia, Kentucky, Minnesota	1992-2008	407-159
7.	Jerry Tarkanian, Long Beach St., UNLV	1969-85	403-93
8.	John Thompson, Georgetown	1973-89	399-135
9.	Rick Pitino, Boston U., Providence Ky., Louisville	1979-83 1986-87, 1990-97, 2002-03	396-144
10.	Bob Huggins, Walsh, Akron, Cincinnati	1981-98	388-148

\*\*\* Calipari begins his 17th season as a collegiate head coach in 2008-09

### 16 SEASONS

No.	Coach, School(s)	Years	W-L
1.	Roy Williams, Kansas, UNC	1989-2004	437-112
2.	<b>John Calipari</b> <i>UMass, Memphis</i>	<b>1989-96</b> <b>2001-08</b>	<b>408-135</b>
3.	Jim Boenheim, Syracuse	1977-92	391-124
t.	Nolan Richardson, Tulsa, Arkansas	1981-96	391-132
5.	Denny Crum, Louisville	1972-87	388-128
6.	Tubby Smith, Tulsa, Georgia, Kentucky	1992-2007	387-145
7.	Jerry Tarkanian, Long Beach St., UNLV	1969-84	375-89
8.	Rick Pitino, Boston U., Providence, Ky., Louisville	1979-83 1986-87, 1990-97, 2002	371-137
9.	John Thompson, Georgetown	1973-88	370-130
10.	Billy Tubbs, Texas St., Lamar, Oklahoma	1972-73 1977-90	363-153

### 15 SEASONS

No.	Coach, School(s)	Years	W-L
1.	Roy Williams, Kansas	1989-2003	418-101
2.	Nolan Richardson, Tulsa, Arkansas	1981-95	371-119
3.	<b>John Calipari</b> <i>UMass, Memphis</i>	<b>1989-96</b> <b>2001-07</b>	<b>370-133</b>
t.	Denny Crum, Louisville	1972-86	370-114
5.	Jim Boenheim, Syracuse	1977-91	369-114
6.	Tubby Smith, Tulsa, Georgia, Kentucky	1992-2006	365-133
7.	Rick Pitino, Boston U., Providence, Kentucky	1979-83 1986-87, 1990-97	352-124
8.	John Thompson, Georgetown	1973-87	350-120
9.	Everett Case North Carolina St.	1947-61	347-105
10.	Jerry Tarkanian, Long Beach St., UNLV	1969-83	346-83

## 2008 NAISMITH COACH OF THE YEAR

### 9TH YEAR AT MEMPHIS IN 2008-09 229-68 RECORD AT MEMPHIS 422-139 OVERALL RECORD



- Before Calipari arrived, Memphis basketball had a zero graduation rate.
- Has had 15 of last 18 seniors earn their degrees
- One of only two coaches to win Naismith Award twice since the honor's inception in 1987 (Krzyszewski is the other)
- Became winningest coach in school history with his 221st win vs. UMass Nov. 17; moved past Larry Finch, who had 220 wins; Calipari now has 229 wins
- 2007-08 C-USA Coach of the Year
- 2008 Henry Iba Award and Jim Phelan Award finalist (both are National Coach of the Year honors)
- Winningest head coach in NCAA Division I history in three-year span (2006-08) with 104 victories (104-10 record)
- Directed the Tigers to an NCAA Division I record for most wins in a season with 38 victories in 2007-08
- Second-winningest head coach in NCAA Division I history in two-year span (2007-08) with 71 victories (71-6 record); Montana State's Ott Romney won 72 games in 1927-28
- Led Tigers to program's first No. 1 national ranking since 1982-83
- Guided program to first NCAA championship game appearance since 1973 and first NCAA Final Four since 1985
- The second of three coaches in NCAA Division I history to record three-straight 30-win seasons (Rupp and Howland are the others)
- One of three coaches in NCAA Division I history to direct two different schools to a No. 1 seed (Memphis in 2006; UMass in 1996); Roy Williams and Bill Self are the others
- Has five 30-win seasons, the fourth-most by a head coach in NCAA Division I history
- One of five coaches in NCAA history to direct two different programs to a No. 1 ranking; joins Frank McGuire, Ralph Miller, Eddie Sutton and Roy Williams

- Recorded his 400th win as a college head coach when the Tigers defeated Tulane Feb. 20, 2008; has 422 wins
- One of two coaches in NCAA Division I history to win 400 games in the first 16 seasons as a head coach; Roy Williams is the other coach to do so
- Guided Memphis to three-consecutive NCAA Tournament Elite Eight appearances; the first time in school history that has been accomplished
- Directed the Tigers to the 2007-08 C-USA regular season crown; first time in school

- history that the program won three-consecutive outright league regular season titles
- Guided Memphis to the 2007-08 C-USA Tournament title; first time in school history that the program has won three-consecutive league tournament titles
- Has won nine league regular season championships (4 at Memphis in 2003-04, 2005-06, 2006-07, 2007-08; 5 at UMass from 1992-96)
- Has won eight conference tournament titles (3 at Memphis from 2006-08; 5 at UMass from 1992-96)
- Has led Memphis to eight-straight 20-win seasons and is the only coach in Tiger history to do so in each of his first eight seasons
- Has led Memphis to eight-straight postseasons and is the only coach in Tiger history to do so in each of his first eight years
- Has led teams (Memphis and UMass) to the postseason 15 of 16 years; only his first UMass team did not make the postseason
- 2006-07 USBWA District 4 Coach of the Year
- 2007 Phelan National Coach of the Year finalist
- 2005-06 C-USA Coach of the Year
- 2003-04 NABC District 7 Coach of the Year
- 2004 National Italian American Sports Hall of Fame inductee
- 2004-05 UMass Athletic Hall of Fame inductee
- Annually gives \$40,000 to the University of Memphis through his restaurant, Cal's Championship Steakhouse
- Gave \$100,000 in the spring of 2004 to the University to help endow athletic scholarships
- Helped start the Y.E.S. (Youth Education through Sports), which is designed to educate middle school students about the importance of academics and athletics
- Received 2004 Tennessee Health Association's Better Life Award (for his work with patients and staff at St. Peter Villa)

## JOHN CALIPARI CAREER RECORD

Season	Team	Overall		Conference		Accomplishments
		W-L	Pct.	W-L	Pct.	
1988-89	UMass	10-18	.357	5-13	.278	
1989-90	UMass	17-14	.548	10-8	.558	NIT
1990-91	UMass	20-13	.606	10-8	.558	NIT Final Four
1991-92	UMass	30-5	.857	13-3	.824	A-10 Champ (R/T); NCAA Sweet 16
1992-93	UMass	24-7	.774	11-3	.786	A-10 Champ (R/T); NCAA 2nd Rd.
1993-94	UMass	28-7	.800	14-2	.875	A-10 Champ (R/T); NCAA 2nd Rd.
1994-95	UMass	29-5	.853	13-3	.813	A-10 Champ (R/T); NCAA Elite 8
1995-96	UMass	35-2	.946	15-1	.938	A-10 Champ (R/T); NCAA Final Four
1996-97	NJ Nets	26-56	.317			
1997-98	NJ Nets	43-39	.524			NBA Playoffs
1998-99	NJ Nets	3-17	.150			
2000-01	Memphis	21-15	.583	10-6	.625	NIT Final Four
2001-02	Memphis	27-9	.750	12-4	.750	C-USA Nat'1 Div. Champ; NIT Champ
2002-03	Memphis	23-7	.767	13-3	.813	C-USA Nat'1 Div. Champ; NCAA
2003-04	Memphis	22-8	.733	12-4	.750	C-USA Champ (R); NCAA 2nd Rd.
2004-05	Memphis	22-16	.579	9-7	.563	NIT Final Four
2005-06	Memphis	33-4	.892	13-1	.929	C-USA Champ (R/T); NCAA Elite 8
2006-07	Memphis	33-4	.892	16-0	1.000	C-USA Champ (R/T); NCAA Elite 8
2007-08	Memphis	38-2	.950	16-0	1.000	C-USA Champ (R/T); NCAA Title Game
2008-09	Memphis	10-3	.769	0-0	.000	Winningest coach in Memphis history
<b>NCAA Totals</b>		<b>422-139</b>	<b>.752</b>	<b>192-66</b>	<b>.744</b>	<b>9 conference titles, 10 NCAAs, 5 NITs</b>
<b>Memphis Totals</b>		<b>229-68</b>	<b>.771</b>	<b>101-25</b>	<b>.802</b>	<b>4 conference titles, 5 NCAAs, 3 NITs</b>
<b>NBA Totals</b>		<b>72-112</b>	<b>.391</b>			

R — denotes conf. regular season title; T — denotes conf. tournament title

# UPDATED - PLAYER - BIOS

## #0 - SHAWN TAGGART

**6-10 - 238 - FORWARD - JUNIOR**  
**RICHMOND, VA. - IOWA STATE UNIV.**



- Played in all thirteen games, starting five
- Ranked among C-USA leaders in rebounding (4th), blocked shots (4th) and scoring (21st)
- Also ranked among C-USA leaders in FG percentage (T-6th at 48.2)
- Posted four double-doubles vs. Fairfield (14-12), Chattanooga (16-11), Marist (21-13) and Georgetown (23-10)
- Has double-figure rebounds in seven of thirteen games
- Was one-of-five U of M players to score in double-figures vs. Lamar
- Hit a career-high eight free throws vs. Drexel
- Posted a career-high seven blocks vs. Drexel
- Tied a season-high 13 rebounds against Syracuse
- Posted a career-high 23 points and 10 made field goals vs. Georgetown
- Played a career-high 35 minutes against Georgetown
- Tipped in the game-tying shot to send the Georgetown game to over-time
- Scored his second best career point total of 21 and blocked a career-best six shots vs. Marist
- Grabbed a season-high 13 boards vs. the Red Foxes
- Also set or tied career highs for treys made, treys attempted, FTs made and FTs attempted vs. Marist

### 2008-09 Game-By-Game Statistics

Date/Opponent	FG-A	3P-A	FT-A	RB	TP	A	TO	B	S	Min
11-15/Fairfield*	7-10	0-0	0-0	12	14	0	1	1	1	26
11-17/UMass*	3-8	0-1	1-1	11	7	0	0	3	0	27
11-20/Chattanooga (PR)*	6-9	0-0	4-7	11	16	1	0	2	3	29
11-21/Seton Hall (PR)*	3-5	0-0	0-4	3	6	1	0	1	3	16
11-23/Xavier (PR)*	1-5	0-0	2-3	10	4	0	3	4	0	32
12-2/Marist	6-11	2-3	7-10	13	21	1	0	6	1	22
12-13/at Georgetown	10-17	1-1	2-2	10	23	0	4	0	0	35
12-17/Ark.-Little Rock	3-11	0-3	6-7	5	12	0	0	2	1	24
12-20/Syracuse	4-13	0-3	1-1	13	9	1	2	0	0	29
12-22/Drexel	2-6	1-3	8-8	7	13	0	0	7	0	21
12-29/Cincinnati	2-5	0-0	0-0	4	4	0	3	1	0	21
12-31/Northeastern	2-3	0-0	3-4	3	7	0	0	0	1	18
1-3/Lamar	5-9	0-1	5-7	4	15	1	1	1	0	19
1-7/Marshall										
1-10/at UCF										
1-13/at Tulsa										
1-17/UAB										
1-21/Rice										
1-24/at Tennessee										
1-28/at East Carolina										
1-31/Houston										
2-4/at SMU										
2-7/at Gonzaga										
2-11/Tulsa										
2-14/at Southern Miss										
2-18/SMU										
2-21/at UTEP										
2-26/at UAB										
2-28/Southern Miss										
3-4/at Houston										
3-7/Tulane										
3-11/C-USA Tour.										
3-12/C-USA Tour.										
3-13/C-USA Tour.										
3-14/C-USA Tour.										
<b>Totals</b>	<b>54-112</b>	<b>4-15</b>	<b>39-54</b>	<b>106</b>	<b>151</b>	<b>5</b>	<b>14</b>	<b>28</b>	<b>10</b>	<b>319</b>
<b>Pct./Avg.</b>	<b>.482</b>	<b>.267</b>	<b>.722</b>	<b>8.2</b>	<b>11.6</b>	<b>0.4</b>	<b>1.1</b>	<b>2.2</b>	<b>0.8</b>	<b>24.5</b>

\* indicates start

#### Career Highs

Points	23 vs. Georgetown (12/13/08)
Rebounds	15 vs. UT-Martin (11/5/07)
Field Goals Made	10 vs. Georgetown (12/13/08)
Field Goals Attempted	17 vs. Georgetown (12/13/05)
Three-Point Field Goals Made	2, two times, last vs. Marist (12/2/08)
Three-Point Field Goals Attempted	3, three times, last vs. Drexel (12/22/08)
Free Throws Made	8 vs. Drexel (12/22/08)
Free Throws Attempted	10 vs. Marist (12/2/08)
Assists	3, three times, last vs. Siena (1/3/08)
Blocks	7 vs. Drexel (12/22/08)
Steals	4 vs. Richmond (11/6/07)
Minutes Played	35 vs. Georgetown (12/13/08)

#### Season Highs

Points	23 vs. Georgetown (12/13/08)
Rebounds	13, two times, last vs. Syracuse (12/20/08)
Field Goals Made	10 vs. Georgetown (12/13/08)
Field Goals Attempted	17 vs. Georgetown (12/13/08)
Three-Point Field Goals Made	2 vs. Marist (12/2/08)
Three-Point Field Goals Attempted	3, three times, last vs. Drexel (12/22/08)
Free Throws Made	8 vs. Drexel (12/22/08)
Free Throws Attempted	10 vs. Marist (12/2/08)
Assists	1, four times, last vs. Lamar (1/3/09)
Blocks	7 vs. Drexel (12/22/08)
Steals	3, two times, last vs. Seton Hall (11/21/08)
Minutes Played	35 vs. Georgetown (12/13/08)

### TAGGART CAREER STATISTICS

Year	GP-GS	Min/Avg	— Total —		— 3-Point —		— Rebounds —		PF-FO	A	TO	B	ST	Pts-Avg			
			FG-A	Pct	FG-A	Pct	Off-Def	Tot							Avg		
2005-06*	30-14	531/17.7	64-142	.451	0-2	.000	41-59	.695	54-53	107	3.6	83-5	8	40	8	14	169-5.6
2006-07	— DNP (transfer) —																
2007-08	30-9	500/16.7	73-135	.541	9-20	.450	33-55	.600	49-76	125	4.2	64-2	12	17	28	16	188-6.3
2008-09	13-5	319/24.5	54-112	.482	4-15	.267	39-54	.722	44-62	106	8.2	33-0	5	14	28	10	151-11.6
<b>Total</b>	<b>73-28</b>	<b>1349/18.5</b>	<b>191-389</b>	<b>.491</b>	<b>13-37</b>	<b>.351</b>	<b>105-160</b>	<b>.656</b>	<b>147-191</b>	<b>338</b>	<b>4.6</b>	<b>180-7</b>	<b>25</b>	<b>71</b>	<b>64</b>	<b>40</b>	<b>499-6.8</b>

\* Iowa State stats

# UPDATED - PLAYER - BIOS

## #1 - WILLIE KEMP

**6-2 - 184 - GUARD - JUNIOR**  
**BOLIVAR, TENN. - BOLIVAR CENTRAL HS**



- Played in twelve games, starting two
- Connected on a season-high three field goals and three three pointers vs. Lamar
- Matched a season-high in minutes, playing twenty vs. Northeastern
- Scored a season-high 14 points in the win over Seton Hall in the Puerto Rico Tip-Off semifinal
- Was a perfect 6-of-6 FT vs. Seton Hall
- Had a career-high tying four steals vs. Fairfield
- Also dished out five assists (and only one turnover) vs. Fairfield

### 2008-09 Game-By-Game Statistics

Date/Opponent	FG-A	3P-A	FT-A	RB	TP	A	TO	B	S	Min
11-15/Fairfield*	2-5	0-2	1-3	1	5	5	1	0	4	20
11-17/UMass*	0-4	0-2	5-6	1	5	2	1	0	0	20
11-20/Chattanooga (PR)	0-2	0-2	0-0	1	0	0	1	0	0	7
11-21/Seton Hall (PR)	3-9	2-7	6-6	2	14	1	2	0	0	19
11-23/Xavier (PR)	1-1	0-0	0-2	0	2	1	1	0	0	9
12-2/Marist	1-3	1-3	0-0	2	3	2	0	0	1	18
12-13/at Georgetown	0-0	0-0	0-0	0	0	0	2	0	1	17
12-17/Ark.-Little Rock	0-3	0-3	0-0	1	0	0	0	0	1	18
12-20/Syracuse	0-2	0-2	0-0	1	0	1	0	0	0	7
12-22/Drexel	0-3	0-1	0-0	1	0	1	0	0	0	3
12-29/Cincinnati	— DNP —									
12-31/Northeastern	1-4	0-1	0-0	0	2	1	0	0	1	20
1-3/Lamar	3-5	3-5	0-0	1	9	0	1	0	0	9
1-7/Marshall										
1-10/at UCF										
1-13/at Tulsa										
1-17/UAB										
1-21/Rice										
1-24/at Tennessee										
1-28/at East Carolina										
1-31/Houston										
2-4/at SMU										
2-7/at Gonzaga										
2-11/Tulsa										
2-14/at Southern Miss										
2-18/SMU										
2-21/at UTEP										
2-26/at UAB										
2-28/Southern Miss										
3-4/at Houston										
3-7/Tulane										
3-11/C-USA Tour.										
3-12/C-USA Tour.										
3-13/C-USA Tour.										
3-14/C-USA Tour.										
<b>Totals</b>	<b>11-41</b>	<b>6-28</b>	<b>12-17</b>	<b>11</b>	<b>40</b>	<b>14</b>	<b>9</b>	<b>0</b>	<b>8</b>	<b>167</b>
<b>Pct./Avg.</b>	<b>.268</b>	<b>.214</b>	<b>.706</b>	<b>0.9</b>	<b>3.3</b>	<b>1.2</b>	<b>0.8</b>	<b>0.0</b>	<b>0.7</b>	<b>13.9</b>

\* indicates start

#### Career Highs

Points.....	22 vs. Arkansas State (11/20/07)
Rebounds.....	7, two times, last vs. Tulsa (1/24/07)
Field Goals Made.....	8, two times, last vs. Arkansas State (11/20/07)
Field Goals Attempted.....	13 vs. Jackson State (11/16/06)
Three-Point Field Goals Made....	6, two times, last vs. Arkansas State (11/20/07)
Three-Point Field Goals Attempted.....	9 vs. Cincinnati (1/4/07)
Free Throws Made.....	4 vs. Oklahoma (11/20/06)
Free Throws Attempted.....	7 vs. Oklahoma (11/20/06)
Assists.....	9 vs. Middle Tennessee (12/23/06)
Blocks.....	1, four times, last vs. UCF (2/9/08)
Steals.....	4, two times, last vs. Fairfield (11/15/08)
Minutes Played.....	32, two times, last vs. Tulsa (1/24/07)

#### Season Highs

Points.....	14 vs. Seton Hall (11/21/08)
Rebounds.....	2, two times, last vs. Marist (12/2/08)
Field Goals Made.....	3, two times, last vs. Lamar (1/3/09)
Field Goals Attempted.....	9 vs. Seton Hall (11/21/08)
Three-Point Field Goals Made.....	3 vs. Lamar (1/3/09)
Three-Point Field Goals Attempted.....	7 vs. Seton Hall (11/21/08)
Free Throws Made.....	6 vs. Seton Hall (11/21/08)
Free Throws Attempted.....	6, two times, last vs. Seton Hall (11/21/08)
Assists.....	5 vs. Fairfield (11/15/08)
Blocks.....	None
Steals.....	4 vs. Fairfield (11/15/08)
Minutes Played.....	20, three times, last vs. Northeastern (12/31/08)

### KEMP CAREER STATISTICS

Year	GP-GS	Min/Avg	— Total —		— 3-Point —		— Rebounds —			PF-FO	A	TO	B	ST	Pts-Avg		
			FG-A	Pct	FG-A	Pct	FT-A	Pct	Off-Def							Tot	Avg
2006-07	37-36	793/21.4	85-223	.381	51-132	.386	16-39	.410	21-64	85	2.3	55-1	82	48	2	24	237-6.4
2007-08	40-0	552/13.8	67-175	.383	51-139	.367	16-25	.640	9-30	39	1.0	25-0	60	20	3	25	201-5.0
2008-09	12-2	167/13.9	11-41	.268	6-28	.214	12-17	.706	3-8	11	0.9	6-0	14	9	0	8	40-3.3
<b>Total</b>	<b>89-38</b>	<b>1512/17.0</b>	<b>163-436</b>	<b>.374</b>	<b>108-299</b>	<b>.361</b>	<b>44-84</b>	<b>.524</b>	<b>33-102</b>	<b>136</b>	<b>1.5</b>	<b>86-1</b>	<b>156</b>	<b>75</b>	<b>5</b>	<b>56</b>	<b>478-5.4</b>

# UPDATED - PLAYER - BIOS

## #2 - ROBERT DOZIER

**6-9 - 220 - FORWARD - SENIOR**  
**LITHONIA, GA. - LAURINBURG PREP**



- Played in all thirteen games, starting twelve
- Ranked among C-USA leaders in scoring (16th), rebounding (10th) and blocks (7th)
- Surpassed the 1,000 point plateau with five points against Syracuse
- 1,068 points ranks 36th all-time at the U of M, needs four points to move past Omar Sneed at No. 35
- Has 772 career boards, which places him in the No. 8 spot on the Memphis all-time rebounding chart
- Has 187 career blocks, which places him in the No. 6 spot on the Tiger all-time blocked shots list
- Scored in double-figures in ten-of-thirteen contests
- Was one of five U of M players to score in double-figures vs. Lamar
- Scored a season-high 19 points on a season-high eight field goals against Lamar
- Hit on a career-high ten-of-ten free throw shots vs. Northeastern
- Appeared in a season-high 35 minutes vs. Northeastern
- Tied a career high with two made three pointers against Drexel
- Posted a career-high of nine made free throws and 12 attempted free throws against UALR
- Tied his previous season-high of 11 rebounds against Georgetown
- Posted 10th career double-double vs. Xavier in title game of Puerto Rico Tip-Off
- Dished out a career-high tying four assists vs. Chattanooga in the Puerto Rico Tip-Off

### 2008-09 Game-By-Game Statistics

Date/Opponent	FG-A	3P-A	FT-A	RB	TP	A	TO	B	S	Min
11-15/Fairfield*	2-4	1-2	5-6	5	10	0	2	0	2	28
11-17/UMass*	7-15	0-3	4-4	5	18	1	1	4	1	30
11-20/Chattanooga (PR)*	6-8	0-1	6-7	8	18	4	3	2	3	34
11-21/Seton Hall (PR)*	3-7	0-0	4-4	5	10	1	1	0	0	20
11-23/Xavier (PR)*	3-9	2-4	2-6	11	10	1	1	3	1	26
12-2/Marist	3-10	0-0	0-1	5	6	1	2	3	1	19
12-13/at Georgetown*	3-10	1-2	0-2	11	7	2	4	0	1	34
12-17/Ark.-Little Rock*	3-4	0-0	9-12	5	15	0	2	1	2	28
12-20/Syracuse*	2-3	0-0	1-2	8	5	3	2	3	1	23
12-22/Drexel*	6-9	2-2	0-1	3	14	1	2	1	1	30
12-29/Cincinnati*	5-13	1-2	6-9	7	17	1	0	0	0	33
12-31/Northeastern*	3-8	0-1	10-10	8	16	3	2	1	2	35
1-3/Lamar*	8-11	0-1	3-5	7	19	3	1	2	1	29
1-7/Marshall										
1-10/at UCF										
1-13/at Tulsa										
1-17/UAB										
1-21/Rice										
1-24/at Tennessee										
1-28/at East Carolina										
1-31/Houston										
2-4/at SMU										
2-7/at Gonzaga										
2-11/Tulsa										
2-14/at Southern Miss										
2-18/SMU										
2-21/at UTEP										
2-26/at UAB										
2-28/Southern Miss										
3-4/at Houston										
3-7/Tulane										
3-11/C-USA Tour.										
3-12/C-USA Tour.										
3-13/C-USA Tour.										
3-14/C-USA Tour.										
<b>Totals</b>	<b>54-112</b>	<b>7-18</b>	<b>50-69</b>	<b>88</b>	<b>165</b>	<b>21</b>	<b>23</b>	<b>20</b>	<b>16</b>	<b>369</b>
<b>Pct./Avg.</b>	<b>.482</b>	<b>.389</b>	<b>.725</b>	<b>6.8</b>	<b>12.7</b>	<b>1.6</b>	<b>1.8</b>	<b>1.5</b>	<b>1.2</b>	<b>28.4</b>

\* indicates start

#### Career Highs

Points.....	21 vs. Houston (1/30/08)
Rebounds.....	15 vs. Marshall (2/11/06)
Field Goals Made.....	9 vs. Houston (1/30/08)
Field Goals Attempted.....	16 vs. Arizona (12/29/07)
Three-Point Field Goals Made.....	2, four times, last vs. Drexel (12/22/08)
Three-Point Field Goals Attempted.....	4, two times, last vs. Xavier (11/23/08)
Free Throws Made.....	10 vs. Northeastern (12/31/08)
Free Throws Attempted.....	12 vs. UALR (12/17/08)
Assists.....	4, two times, last vs. Chattanooga (11/20/08)
Blocks.....	5, five times, last vs. East Carolina (1/9/08)
Steals.....	6 vs. Middle Tennessee (12/15/07)
Minutes Played.....	39 vs. Kansas (4/7/08)

#### Season Highs

Points.....	19 vs. Lamar (1/3/09)
Rebounds.....	11, two times, last vs. Georgetown (12/13/08)
Field Goals Made.....	8 vs. Lamar (1/3/09)
Field Goals Attempted.....	15 vs. UMass (11/17/08)
Three-Point Field Goals Made.....	2, two times, last vs. Drexel (12/22/08)
Three-Point Field Goals Attempted.....	4 vs. Xavier (11/23/08)
Free Throws Made.....	10 vs. Northeastern(12/31/08)
Free Throws Attempted.....	12 vs. UALR (12/17/08)
Assists.....	4 vs. Chattanooga (11/20/08)
Blocks.....	4 vs. UMass (11/17/08)
Steals.....	3 vs. Chattanooga (11/20/08)
Minutes Played.....	35 vs. Northeastern (12/31/08)

### DOZIER CAREER STATISTICS

Year	GP-GS	Min/Avg	— Total —		— 3-Point —		— Rebounds —			PF-FO	A	TO	B	ST	Pts-Avg		
			FG-A	Pct	FG-A	Pct	Off-Def	Tot	Avg								
2005-06	37-3	679/18.4	69-171	.404	6-27	.222	63-84	.750	86-117	203	5.5	72-1	22	44	42	21	207-5.6
2006-07	37-36	945/25.5	130-276	.471	12-41	.293	85-134	.634	98-133	231	6.2	107-5	39	70	57	35	357-9.6
2007-08	37-36	962/26.0	125-284	.440	10-33	.303	79-117	.675	97-153	250	6.8	99-3	39	57	68	41	339-9.2
2008-09	13-12	369/28.4	54-112	.482	7-18	.389	50-69	.725	39-49	88	6.8	39-1	21	23	20	16	165-12.7
<b>Total</b>	<b>124-87</b>	<b>2955/23.8</b>	<b>378-843</b>	<b>.448</b>	<b>35-119</b>	<b>.294</b>	<b>269-396</b>	<b>.679</b>	<b>320-452</b>	<b>772</b>	<b>6.2</b>	<b>317-10</b>	<b>121</b>	<b>194</b>	<b>187</b>	<b>113</b>	<b>1,068-8.6</b>

# UPDATED - PLAYER - BIOS

## #3 - ROBERT SALLIE

**6-5 - 200 - GUARD - SOPHOMORE**  
**SACRAMENTO, CALIF. - CC OF SAN FRAN**



- Played in twelve of thirteen games
- Matched a career-high two steals against Lamar
- Matched a career-high with two assists vs. Northeastern
- Matched a career-high in minutes, playing 22 against Cincinnati
- Was 3-of-5 from behind the arc vs. Drexel
- Played a career-high 22 minutes vs. Drexel
- Grabbed a career-high five boards against Drexel
- Dished out a career-high two assists vs. Drexel
- Posted a career-high 12 points vs. Syracuse
- Made a career-high four three-pointers vs. Syracuse
- Scored a season-high 11 points vs. Marist
- Was 3-of-4 from the arc vs. the Red Foxes
- Grabbed a season-best four rebounds vs. Seton Hall in the Puerto Rico Tip-Off semifinal

### 2008-09 Game-By-Game Statistics

Date/Opponent	FG-A	3P-A	FT-A	RB	TP	A	TO	B	S	Min
11-15/Fairfield	2-4	2-4	0-0	0	6	1	1	1	1	8
11-17/UMass	0-3	0-2	0-0	1	0	0	0	0	1	9
11-20/Chattanooga (PR)	1-6	1-6	0-0	1	3	1	1	0	0	15
11-21/Seton Hall (PR)	1-4	0-2	1-2	4	3	0	2	0	1	13
11-23/Xavier (PR)	1-1	1-1	0-0	0	3	0	0	0	0	2
12-2/Marist	4-7	3-4	0-2	3	11	1	0	1	1	15
12-13/at Georgetown	— DNP —									
12-17/Ark.-Little Rock	0-1	0-1	0-0	0	0	1	0	1	0	7
12-20/Syracuse	4-7	4-6	0-0	1	12	0	0	2	2	15
12-22/Drexel	3-7	3-5	2-2	5	11	2	0	1	0	22
12-29/Cincinnati	1-8	1-7	0-0	1	3	1	0	0	0	22
12-31/Northeastern	1-3	1-1	0-0	2	3	2	1	0	1	12
1-3/Lamar	1-5	1-4	0-0	1	3	1	0	0	2	14
1-7/Marshall										
1-10/at UCF										
1-13/at Tulsa										
1-17/UAB										
1-21/Rice										
1-24/at Tennessee										
1-28/at East Carolina										
1-31/Houston										
2-4/at SMU										
2-7/at Gonzaga										
2-11/Tulsa										
2-14/at Southern Miss										
2-18/SMU										
2-21/at UTEP										
2-26/at UAB										
2-28/Southern Miss										
3-4/at Houston										
3-7/Tulane										
3-11/C-USA Tour.										
3-12/C-USA Tour.										
3-13/C-USA Tour.										
3-14/C-USA Tour.										
<b>Totals</b>	<b>19-56</b>	<b>17-43</b>	<b>3-6</b>	<b>19</b>	<b>58</b>	<b>10</b>	<b>5</b>	<b>6</b>	<b>9</b>	<b>154</b>
<b>Pct./Avg.</b>	<b>.339</b>	<b>.395</b>	<b>.500</b>	<b>1.6</b>	<b>4.8</b>	<b>0.8</b>	<b>0.4</b>	<b>0.5</b>	<b>0.8</b>	<b>12.8</b>

\* indicates start

#### Career Highs

Points	12 vs. Syracuse (12/20/08)
Rebounds	5 vs. Drexel (12/22/08)
Field Goals Made	4, two times, last vs. Syracuse (12/20/08)
Field Goals Attempted	8 vs. Cincinnati (12/29/08)
Three-Point Field Goals Made	4 vs. Syracuse (12/20/08)
Three-Point Field Goals Attempted	7 vs. Cincinnati (12/29/08)
Free Throws Made	2 vs. Drexel (12/22/08)
Free Throws Attempted	2, three times, last vs. Drexel (12/22/08)
Assists	2, two times, last vs. Northeastern (12/31/08)
Blocks	2 vs. Syracuse (12/20/08)
Steals	2, two times, last vs. Lamar (1/3/09)
Minutes Played	22, two times, last vs. Cincinnati (12/29/08)

#### Season Highs

Points	12 vs. Syracuse (12/20/08)
Rebounds	5 vs. Drexel (12/22/08)
Field Goals Made	4, two times, last vs. Syracuse (12/20/08)
Field Goals Attempted	8 vs. Cincinnati (12/29/08)
Three-Point Field Goals Made	4 vs. Syracuse (12/20/08)
Three-Point Field Goals Attempted	7 vs. Cincinnati (12/29/08)
Free Throws Made	2 vs. Drexel (12/22/08)
Free Throws Attempted	2, three times, last vs. Drexel (12/22/08)
Assists	2, two times, last vs. Northeastern (12/31/08)
Blocks	2 vs. Syracuse (12/20/08)
Steals	2, two times, last vs. Lamar (1/3/08)
Minutes Played	22, two times, last vs. Cincinnati (12/29/08)

### SALLIE CAREER STATISTICS

Year	GP-GS	Min/Avg	— Total —		— 3-Point —		— Rebounds —			PF-FO	A	TO	B	ST	Pts-Avg		
			FG-A	Pct	FG-A	Pct	Off-Def	Tot	Avg								
2008-09	12-0	154/12.8	19-56	.339	17-43	.395	3-6	.500	8-11	19	1.6	21-1	10	5	6	9	58-4.8

# UPDATED - PLAYER - BIOS

## #4 - PIERRE HENDERSON-NILES

**6-8 - 300 - FORWARD - JUNIOR**  
**MEMPHIS, TENN. - PATTERSON SCHOOL**



- Played in all thirteen games, starting eight
- Has started eight games in a row
- Tallied a season-high and matched a career-high in steals with three vs. Northeastern
- Posted a career-high 12 points vs. Syracuse
- Made a career-high five field goals vs. Syracuse
- Appeared in a career-high 27 minutes against UALR.
- Received his first career start vs. Marist
- Scored a career-high eight points vs. Marist and added five boards and one block
- Suffered a knee sprain in the first half of the Puerto Rico Tip-Off title game vs. Xavier; return to play in the second half
- Grabbed a career-high 10 rebounds vs. Seton Hall in the Puerto Rico Tip-Off semifinal
- Had six points and two boards in the season opener vs. Fairfield

### 2008-09 Game-By-Game Statistics

Date/Opponent	FG-A	3P-A	FT-A	RB	TP	A	TO	B	S	Min
11-15/Fairfield	2-2	0-0	2-2	2	6	0	0	0	0	15
11-17/UMass	0-1	0-0	1-2	2	1	0	1	0	0	13
11-20/Chattanooga (PR)	1-2	0-0	0-0	2	2	0	1	0	0	8
11-21/Seton Hall (PR)	1-7	0-0	3-6	10	5	1	1	0	1	23
11-23/Xavier (PR)	0-0	0-0	0-0	1	0	0	1	0	0	7
12-2/Marist*	4-7	0-0	0-1	5	8	0	3	1	0	19
12-13/at Georgetown*	2-3	0-0	0-0	3	4	1	1	0	0	9
12-17/Ark.-Little Rock*	2-2	0-0	0-0	4	4	0	1	1	1	27
12-20/Syracuse*	5-9	0-0	2-2	5	12	0	1	0	0	23
12-22/Drexel*	1-2	0-0	1-3	5	3	0	0	0	0	14
12-29/Cincinnati*	0-0	0-0	0-0	7	0	0	1	1	0	14
12-31/Northeastern*	0-0	0-0	2-2	5	2	0	1	1	3	20
1-3/Lamar*	1-4	0-0	1-4	6	3	0	2	3	0	12
1-7/Marshall										
1-10/at UCF										
1-13/at Tulsa										
1-17/UAB										
1-21/Rice										
1-24/at Tennessee										
1-28/at East Carolina										
1-31/Houston										
2-4/at SMU										
2-7/at Gonzaga										
2-11/Tulsa										
2-14/at Southern Miss										
2-18/SMU										
2-21/at UTEP										
2-26/at UAB										
2-28/Southern Miss										
3-4/at Houston										
3-7/Tulane										
3-11/C-USA Tour.										
3-12/C-USA Tour.										
3-13/C-USA Tour.										
3-14/C-USA Tour.										
<b>Totals</b>	<b>18-35</b>	<b>0-0</b>	<b>11-18</b>	<b>51</b>	<b>47</b>	<b>2</b>	<b>12</b>	<b>4</b>	<b>5</b>	<b>192</b>
<b>Pct./Avg.</b>	<b>.514</b>	<b>.000</b>	<b>.611</b>	<b>4.3</b>	<b>3.9</b>	<b>0.2</b>	<b>1.0</b>	<b>0.3</b>	<b>0.4</b>	<b>16.0</b>

\* indicates start

#### Career Highs

Points	12 vs. Syracuse (12/20/08)
Rebounds	10 vs. Seton Hall (11/21/08)
Field Goals Made	5 vs. Syracuse (12/20/08)
Field Goals Attempted	9 vs. Syracuse (12/20/08)
Three-Point Field Goals Made	None
Three-Point Field Goals Attempted	1 vs. UCF (1/31/07)
Free Throws Made	3 vs. Seton Hall (11/21/08)
Free Throws Attempted	6, three times, last vs. Seton Hall (11/21/08)
Assists	1, eight times, last vs. Georgetown (12/13/08)
Blocks	2 vs. SMU (3/3/07)
Steals	3, three times, last vs. Northeastern (12/31/08)
Minutes Played	27 vs. UALR (12/17/08)

#### Season Highs

Points	12 vs. Syracuse (12/20/08)
Rebounds	10 vs. Seton Hall (11/21/08)
Field Goals Made	5 vs. Syracuse (12/20/08)
Field Goals Attempted	9 vs. Syracuse (12/20/08)
Three-Point Field Goals Made	None
Three-Point Field Goals Attempted	None
Free Throws Made	3 vs. Seton Hall (11/21/08)
Free Throws Attempted	6 vs. Seton Hall (11/21/08)
Assists	1, two times, last vs. Georgetown (12/13/08)
Blocks	1, four times, last vs. Northeastern (12/31/08)
Steals	3 vs. Northeastern (12/31/08)
Minutes Played	27 vs. UALR (12/17/08)

### HENDERSON-NILES CAREER STATISTICS

Year	GP-GS	Min/Avg	— Total —		— 3-Point —		— Rebounds —			PF-FO	A	TO	B	ST	Pts-Avg		
			FG-A	Pct	FG-A	Pct	FT-A	Pct	Off-Def							Tot	Avg
2006-07	25-0	185/7.4	16-38	.421	0-1	.000	7-16	.438	20-34	54	2.2	36-1	4	16	9	8	39-1.6
2007-08	26-0	98/3.8	6-15	.400	0-0	.000	5-18	.278	10-11	21	0.8	24-0	2	4	0	2	17-0.7
2008-09	12-7	192/16.0	18-35	.514	0-0	.000	11-18	.611	23-28	51	4.3	22-1	2	12	4	5	47-3.9
<b>Total</b>	<b>63-7</b>	<b>475/7.5</b>	<b>40-88</b>	<b>.455</b>	<b>0-1</b>	<b>.000</b>	<b>23-46</b>	<b>.500</b>	<b>53-73</b>	<b>126</b>	<b>2.0</b>	<b>72-2</b>	<b>8</b>	<b>32</b>	<b>13</b>	<b>15</b>	<b>103-1.6</b>

# UPDATED - PLAYER - BIOS

## #5 - ANTONIO ANDERSON

**6-6 - 214 - GUARD - SENIOR**  
**LYNN, MASS. - LAURINBURG PREP**



- Started all thirteen games
- Became only the second Tiger in school history to post a triple-double with 12 points, 10 rebounds and 13 assists vs. Lamar. Anfernee Hardaway posted back-to-back triple-doubles in 1993 against Vanderbilt and Georgia State
- Ranked among C-USA leaders in assists (7th) and assist-to-turnover ratio (6th)
- Surpassed the 1,000 point milestone with 11 points vs. Northeastern
- 1,013 points ranks 41st all-time at the U of M, needs 14 points to move past Lorenzen Wright at No. 40.
- Has 427 career assists, which places him in the No. 7 spot on the Memphis all-time assists list
- Has 181 steals, his two steals against Drexel moved him to No. 5 on the all-time charts surpassing Antonio Burks
- Scored in double figures in seven of the thirteen games
- Dished out four or more assists in seven of thirteen games
- Was one of five U of M players to score in double-figures vs. Lamar
- Dished out a career-high 13 assists against Lamar
- Made a season-high four free throws vs. Northeastern
- Put up a season-high 18 points and eight field goals against Cincinnati
- Matched a season-high with four made free-throws vs. Syracuse
- Played a season-best 41 minutes vs. Georgetown
- Recorded second career double-double with 15 points and 12 boards vs. UMass
- The 12 rebounds vs. UMass were a career high

### 2008-09 Game-By-Game Statistics

Date/Opponent	FG-A	3P-A	FT-A	RB	TP	A	TO	B	S	Min
11-15/Fairfield*	3-5	2-4	4-4	1	12	7	2	0	3	33
11-17/UMass*	6-14	0-4	3-5	12	15	5	3	0	1	35
11-20/Chattanooga (PR)*	2-4	0-2	2-5	3	6	6	5	1	1	33
11-21/Seton Hall (PR)*	3-3	0-0	0-0	2	6	6	1	1	4	29
11-23/Xavier (PR)*	3-8	1-2	3-6	5	10	4	2	0	1	38
12-2/Marist*	4-7	0-1	4-5	5	12	0	3	1	0	21
12-13/at Georgetown*	0-8	0-4	2-3	7	2	1	1	0	2	41
12-17/Ark.-Little Rock*	1-4	0-3	0-0	4	2	2	5	0	0	27
12-20/Syracuse*	0-5	0-4	4-4	4	4	6	5	1	0	32
12-22/Drexel*	2-4	1-1	1-2	5	6	3	1	0	2	30
12-29/Cincinnati*	8-13	0-1	2-2	4	18	2	0	1	1	38
12-31/Northeastern*	3-12	0-1	5-6	1	11	1	0	0	1	29
1-3/Lamar*	5-11	1-3	1-2	10	12	13	0	1	1	32
1-7/Marshall										
1-10/at UCF										
1-13/at Tulsa										
1-17/UAB										
1-21/Rice										
1-24/at Tennessee										
1-28/at East Carolina										
1-31/Houston										
2-4/at SMU										
2-7/at Gonzaga										
2-11/Tulsa										
2-14/at Southern Miss										
2-18/SMU										
2-21/at UTEP										
2-26/at UAB										
2-28/Southern Miss										
3-4/at Houston										
3-7/Tulane										
3-11/C-USA Tour.										
3-12/C-USA Tour.										
3-13/C-USA Tour.										
3-14/C-USA Tour.										
<b>Totals</b>	<b>40-98</b>	<b>5-30</b>	<b>31-44</b>	<b>63</b>	<b>116</b>	<b>56</b>	<b>28</b>	<b>6</b>	<b>17</b>	<b>418</b>
<b>Pct./Avg.</b>	<b>.408</b>	<b>.167</b>	<b>.705</b>	<b>4.8</b>	<b>8.9</b>	<b>4.3</b>	<b>2.2</b>	<b>0.5</b>	<b>1.3</b>	<b>32.2</b>

\* indicates start

#### Career Highs

Points.....	32 vs. Cincinnati (12/3/05)
Rebounds.....	12 vs. UMass (11/17/08)
Field Goals Made.....	11 vs. Cincinnati (12/3/05)
Field Goals Attempted.....	15 vs. Cincinnati (12/3/05)
Three-Point Field Goals Made.....	7 vs. Cincinnati (12/3/05)
Three-Point Field Goals Attempted.....	9 vs. Cincinnati (12/3/05)
Free Throws Made.....	8 vs. Arkansas State (11/29/06)
Free Throws Attempted.....	10, two times, last vs. Texas-Arlington (3/21/08)
Assists.....	13 vs. Lamar (1/3/09)
Blocks.....	3 vs. Richmond (11/6/07)
Steals.....	5, two times, last vs. Manhattan (12/2/06)
Minutes Played.....	42 vs. Kansas (4/7/08)

#### Season Highs

Points.....	18 vs. Cincinnati (12/29/08)
Rebounds.....	12 vs. UMass (11/17/08)
Field Goals Made.....	8 vs. Cincinnati (12/29/08)
Field Goals Attempted.....	14 vs. UMass (11/17/08)
Three-Point Field Goals Made.....	2 vs. Fairfield (11/15/08)
Three-Point Field Goals Attempted.....	4, three times, last vs. Georgetown (12/13/08)
Free Throws Made.....	5 vs. Northeastern (12/31/08)
Free Throws Attempted.....	6, two times, last vs. Northeastern (12/31/08)
Assists.....	13 vs. Lamar (1/3/09)
Blocks.....	1, five times, last vs. Lamar (1/3/08)
Steals.....	4 vs. Seton Hall (11/21/08)
Minutes Played.....	41 vs. Georgetown (12/13/08)

### ANDERSON CAREER STATISTICS


Year	GP-GS	Min/Avg	— Total —		— 3-Point —		— Rebounds —			PF-FO	A	TO	B	ST	Pts-Avg		
			FG-A	Pct	FG-A	Pct	FT-A	Pct	Off-Def							Tot	Avg
2005-06	37-21	1010/27.3	88-209	.421	42-115	.365	50-79	.633	42-84	126	3.4	64-2	105	59	10	56	268-7.2
2006-07	36-35	1007/28.0	101-259	.390	26-106	.245	59-93	.634	44-104	148	4.1	74-1	130	50	9	59	287-8.0
2007-08	40-40	1180/29.5	113-277	.408	51-153	.333	65-114	.570	31-117	148	3.7	69-0	136	52	13	49	342-8.6
2008-09	13-13	418/32.2	40-98	.408	5-30	.167	31-44	.705	15-48	63	4.8	33-1	56	28	6	17	116-8.9
<b>Total</b>	<b>126-109</b>	<b>3615/28.7</b>	<b>342-843</b>	<b>.406</b>	<b>124-404</b>	<b>.307</b>	<b>205-330</b>	<b>.621</b>	<b>132-353</b>	<b>485</b>	<b>3.8</b>	<b>240-4</b>	<b>427</b>	<b>186</b>	<b>43</b>	<b>181</b>	<b>1,013-8.0</b>

# UPDATED - PLAYER - BIOS

## #10 - CHANCE MCGRADY

**6-2 - 183 - GUARD - SENIOR**  
**AUBURNDALE, FLA. - DR. PHILLIPS HS**

- Played in seven games
- Picked up two rebounds and one assist vs. Lamar
- Grabbed one board vs. Marist
- Scored two points in the season opener vs. Fairfield (2-of-2 FTs)
- The two FTs made were a career high



### 2008-09 Game-By-Game Statistics

Date/Opponent	FG-A	3P-A	FT-A	RB	TP	A	TO	B	S	Min
11-15/Fairfield	0-0	0-0	2-2	0	2	0	0	0	0	2
11-17/UMass	0-0	0-0	0-0	0	0	0	0	0	0	1
11-20/Chattanooga (PR)	—	DNP	—	—	—	—	—	—	—	—
11-21/Seton Hall (PR)	0-0	0-0	0-2	0	0	0	0	0	0	1
11-23/Xavier (PR)	—	DNP	—	—	—	—	—	—	—	—
12-2/Marist	0-0	0-0	0-0	1	0	0	0	0	0	4
12-13/at Georgetown	—	DNP	—	—	—	—	—	—	—	—
12-17/Ark.-Little Rock	—	DNP	—	—	—	—	—	—	—	—
12-20/Syracuse	—	DNP	—	—	—	—	—	—	—	—
12-22/Drexel	0-0	0-0	0-0	0	0	0	0	0	0	2
12-29/Cincinnati	—	DNP	—	—	—	—	—	—	—	—
12-31/Northeastern	0-0	0-0	0-0	0	0	0	1	0	0	2
1-3/Lamar	0-1	0-0	0-0	2	0	1	1	0	0	3
1-7/Marshall										
1-10/at UCF										
1-13/at Tulsa										
1-17/UAB										
1-21/Rice										
1-24/at Tennessee										
1-28/at East Carolina										
1-31/Houston										
2-4/at SMU										
2-7/at Gonzaga										
2-11/Tulsa										
2-14/at Southern Miss										
2-18/SMU										
2-21/at UTEP										
2-26/at UAB										
2-28/Southern Miss										
3-4/at Houston										
3-7/Tulane										
3-11/C-USA Tour.										
3-12/C-USA Tour.										
3-13/C-USA Tour.										
3-14/C-USA Tour.										
<b>Totals</b>	<b>0-1</b>	<b>0-0</b>	<b>2-4</b>	<b>3</b>	<b>2</b>	<b>1</b>	<b>2</b>	<b>0</b>	<b>0</b>	<b>15</b>
<b>Pct./Avg.</b>	<b>.000</b>	<b>.000</b>	<b>.500</b>	<b>0.4</b>	<b>0.3</b>	<b>0.1</b>	<b>0.3</b>	<b>0.0</b>	<b>0.0</b>	<b>2.1</b>

\* indicates start

#### Career Highs

Points.....	3 vs. Siena (1/3/08)
Rebounds.....	3, two times, last vs. Pepperdine (1/5/08)
Field Goals Made.....	1, four times, last vs. Tulane (2/20/08)
Field Goals Attempted.....	2, two times, last vs. Southern Miss (1/19/08)
Three-Point Field Goals Made.....	None
Three-Point Field Goals Attempted.....	None
Free Throws Made.....	2 vs. Fairfield (11/15/08)
Free Throws Attempted.....	3 vs. Siena (1/3/08)
Assists.....	2, two times, last vs. Pepperdine (1/5/08)
Blocks.....	None
Steals.....	1 vs. Tennessee-Martin (11/5/07)
Minutes Played.....	6, two times, last vs. SMU (2/6/08)

#### Season Highs

Points.....	2 vs. Fairfield (11/15/08)
Rebounds.....	2 vs. Lamar (1/3/09)
Field Goals Made.....	None
Field Goals Attempted.....	1 vs. Lamar (1/3/09)
Three-Point Field Goals Made.....	None
Three-Point Field Goals Attempted.....	None
Free Throws Made.....	2 vs. Fairfield (11/15/08)
Free Throws Attempted.....	2, two times, last vs. Seton Hall (11/21/08)
Assists.....	1 vs. Lamar (1/3/09)
Blocks.....	None
Steals.....	None
Minutes Played.....	4 vs. Marist (12/2/08)

### MCGRADY CAREER STATISTICS

Year	GP-GS	Min/Avg	— Total —		— 3-Point —		— Rebounds —			PF-FO	A	TO	B	ST	Pts-Avg		
			FG-A	Pct	FG-A	Pct	FT-A	Pct	Off-Def							Tot	Avg
2005-06	11-0	16/1.5	0-0	.000	0-0	.000	0-0	.000	0-2	2	0.2	0-0	2	1	0	0	0-0.0
2006-07	10-0	20/2.0	0-2	.000	0-0	.000	1-2	.500	0-1	1	0.1	3-0	3	0	0	0	1-0.1
2007-08	14-0	44/3.1	4-7	.571	0-0	.000	1-5	.200	4-6	10	0.7	5-0	5	4	0	1	9-0.6
2008-09	7-0	15/2.1	0-1	.000	0-0	.000	2-4	.500	0-3	3	0.4	1-0	1	2	0	0	2-0.3
<b>Total</b>	<b>42-0</b>	<b>92/2.3</b>	<b>4-10</b>	<b>.400</b>	<b>0-0</b>	<b>.000</b>	<b>4-11</b>	<b>.364</b>	<b>4-12</b>	<b>16</b>	<b>0.4</b>	<b>9-0</b>	<b>11</b>	<b>7</b>	<b>0</b>	<b>1</b>	<b>12-0.3</b>

# UPDATED - PLAYER - BIOS

## #11 - WESLEY WITHERSPOON

**6-8 - 200 - GUARD - FRESHMAN**  
**ATLANTA, GA. - BERKMAR HS**



- Played in all thirteen games, starting five
- Tied a career-best with four made field goals vs. Drexel
- Matched a career-high with two blocks vs. Lamar
- Matched a career-high with two blocks vs. Drexel
- Matched a career-best three steals against Georgetown
- Played a career-high 29 minutes vs. Georgetown
- Got first start at point guard vs. Marist
- Had six points, two boards, three assists and no turnovers in 22 minutes vs. Marist
- Had a solid all-around performance vs. Seton Hall in the Puerto Rico Tip-Off semifinal with nine points, eight boards, three assists, two blocks and one steal in 23 minutes
- The eight boards were a season high
- Scored a season-best nine points vs. Seton Hall and UMass

### 2008-09 Game-By-Game Statistics

Date/Opponent	FG-A	3P-A	FT-A	RB	TP	A	TO	B	S	Min
11-15/Fairfield	0-2	0-1	2-2	1	2	1	3	0	1	12
11-17/UMass	4-8	1-1	0-0	1	9	2	2	0	3	17
11-20/Chattanooga (PR)	2-3	0-1	2-5	3	6	0	2	0	1	19
11-21/Seton Hall (PR)	3-6	0-0	3-8	8	9	3	1	2	1	23
11-23/Xavier (PR)	2-5	0-0	0-0	1	4	3	1	1	0	23
12-2/Marist*	3-6	0-0	0-2	2	6	3	0	1	1	22
12-13/at Georgetown*	2-8	1-2	2-2	6	7	2	3	0	3	29
12-17/Ark.-Little Rock*	1-3	0-1	3-5	2	5	0	0	0	1	19
12-20/Syracuse*	3-6	1-3	0-0	2	7	0	4	0	0	18
12-22/Drexel*	4-7	0-1	0-0	2	8	2	2	2	0	19
12-29/Cincinnati	2-3	0-1	0-3	2	4	0	2	0	0	10
12-31/Northeastern	3-3	0-0	2-3	3	8	0	2	0	2	11
1-3/Lamar	1-2	0-1	1-1	2	3	0	1	2	1	13
1-7/Marshall										
1-10/at UCF										
1-13/at Tulsa										
1-17/UAB										
1-21/Rice										
1-24/at Tennessee										
1-28/at East Carolina										
1-31/Houston										
2-4/at SMU										
2-7/at Gonzaga										
2-11/Tulsa										
2-14/at Southern Miss										
2-18/SMU										
2-21/at UTEP										
2-26/at UAB										
2-28/Southern Miss										
3-4/at Houston										
3-7/Tulane										
3-11/C-USA Tour.										
3-12/C-USA Tour.										
3-13/C-USA Tour.										
3-14/C-USA Tour.										
<b>Totals</b>	<b>30-62</b>	<b>3-12</b>	<b>15-31</b>	<b>35</b>	<b>78</b>	<b>16</b>	<b>23</b>	<b>8</b>	<b>14</b>	<b>235</b>
<b>Pct./Avg.</b>	<b>.484</b>	<b>.250</b>	<b>.484</b>	<b>2.7</b>	<b>6.0</b>	<b>1.2</b>	<b>1.8</b>	<b>0.6</b>	<b>1.1</b>	<b>18.1</b>

\* indicates start

#### Career Highs

Points	9, two times, last vs. Seton Hall (11/21/08)
Rebounds	8 vs. Seton Hall (11/21/08)
Field Goals Made	4, two times, last vs. Drexel (12/22/08)
Field Goals Attempted	8, two times, last vs. Georgetown (12/13/08)
Three-Point Field Goals Made	1, three times, last vs. Syracuse (12/20/08)
Three-Point Field Goals Attempted	3 vs. Syracuse (12/20/08)
Free Throws Made	3, two times, last vs. UALR (12/17/08)
Free Throws Attempted	8 vs. Seton Hall (11/21/08)
Assists	3, three times, last vs. Marist (12/2/08)
Blocks	2, three times, last vs. Lamar (1/3/09)
Steals	3, two times, last vs. Georgetown (12/13/08)
Minutes Played	29, vs. Georgetown (12/13/08)

#### Season Highs

Points	9, two times, last vs. Seton Hall (11/21/08)
Rebounds	8 vs. Seton Hall (11/21/08)
Field Goals Made	4, two times, last vs. Drexel (12/22/08)
Field Goals Attempted	8, two times, last vs. Georgetown (12/13/08)
Three-Point Field Goals Made	1, three times, last vs. Syracuse (12/20/08)
Three-Point Field Goals Attempted	3 vs. Syracuse (12/20/08)
Free Throws Made	3, two times, last vs. UALR (12/17/08)
Free Throws Attempted	8 vs. Seton Hall (11/21/08)
Assists	3, three times, last vs. Marist (12/2/08)
Blocks	2, three times, last vs. Lamar (1/3/09)
Steals	3, two times, last vs. Georgetown (12/13/08)
Minutes Played	29, vs. Georgetown (12/13/08)

### WITHERSPOON CAREER STATISTICS

Year	GP-GS	Min/Avg	— Total —		— 3-Point —		— Rebounds —					PF-FO	A	TO	B	ST	Pts-Avg
			FG-A	Pct	FG-A	Pct	FT-A	Pct	Off-Def	Tot	Avg						
2008-09	13-5	235/18.1	30-62	.484	3-12	.250	15-31	.484	6-29	35	2.7	33-1	16	23	8	13	78-6.0

# UPDATED - PLAYER - BIOS

## #12 - TYREKE EVANS

**6-6 - 219 - GUARD - FRESHMAN**

**CHESTER, PA. - AMERICAN CHRISTIAN SCHOOL**



- Played in all thirteen games, starting eleven
- Ranked among C-USA leaders in scoring (8th), rebounding (T-20th), assists (T-8th), steals (2nd)
- Named C-USA Rookie of the Week three times (Nov. 17, Dec. 8, Dec. 15 and Jan. 5)
- Selected to the Puerto Rico Tip-Off All-Tournament Team
- Has scored in double-figures in twelve-of-thirteen games
- Was one of five U of M players to score in double-figures vs. Lamar
- Hit a career-high 11 field goals vs. Lamar
- Tallied a career-high 27 points against Northeastern
- Picked up a career-high seven steals vs. Northeastern
- Hit a career-high four three pointers vs. Northeastern
- Posted the first double-double of his career against Cincinnati with 14 points and 10 rebounds
- 10 rebounds against Cincinnati was a career-high
- Played a career-high 38 minutes against Cincinnati, also matched a career-high in blocks with two
- Led the tigers in scoring with 20 against Drexel
- Posted a career-high two blocks vs. Syracuse
- Made a career-high seven free throws and attempted a career-high 11 free throws
- Shot 10-of-13 FG vs. Marist
- Had season highs of seven boards and six assists vs. Seton Hall in the Puerto Rico Tip-Off semifinal
- Posted five steals vs. UMass

### 2008-09 Game-By-Game Statistics

Date/Opponent	FG-A	3P-A	FT-A	RB	TP	A	TO	B	S	Min
11-15/Fairfield	7-12	0-2	5-7	5	19	3	3	0	2	24
11-17/UMass*	7-17	1-3	4-5	6	19	4	6	0	5	28
11-20/Chattanooga (PR)*	4-10	0-2	3-3	5	11	4	4	0	3	20
11-21/Seton Hall (PR)*	3-10	0-3	6-6	7	12	6	3	0	2	21
11-23/Xavier (PR)*	4-16	1-6	3-4	6	12	2	2	1	1	26
12-2/Marist*	10-13	2-4	2-6	6	24	4	3	0	3	22
12-13/at Georgetown*	8-24	1-5	3-4	7	20	3	5	1	3	35
12-17/Ark.-Little Rock*	2-9	1-3	7-11	4	12	4	3	0	2	25
12-20/Syracuse*	2-9	0-5	1-2	5	5	2	6	2	2	23
12-22/Drexel	8-14	1-3	3-3	3	20	4	3	0	2	18
12-29/Cincinnati*	6-15	0-1	2-4	10	14	8	7	2	3	38
12-31/Northeastern*	9-13	4-5	5-6	2	27	4	5	1	7	29
1-3/Lamar*	11-16	2-5	1-1	3	25	5	1	2	4	33
1-7/Marshall										
1-10/at UCF										
1-13/at Tulsa										
1-17/UAB										
1-21/Rice										
1-24/at Tennessee										
1-28/at East Carolina										
1-31/Houston										
2-4/at SMU										
2-7/at Gonzaga										
2-11/Tulsa										
2-14/at Southern Miss										
2-18/SMU										
2-21/at UTEP										
2-26/at UAB										
2-28/Southern Miss										
3-4/at Houston										
3-7/Tulane										
3-11/C-USA Tour.										
3-12/C-USA Tour.										
3-13/C-USA Tour.										
3-14/C-USA Tour.										
<b>Totals</b>	<b>81-188</b>	<b>13-47</b>	<b>45-62</b>	<b>69</b>	<b>220</b>	<b>53</b>	<b>51</b>	<b>9</b>	<b>39</b>	<b>337</b>
<b>Pct./Avg.</b>	<b>.430</b>	<b>.277</b>	<b>.726</b>	<b>5.3</b>	<b>16.9</b>	<b>4.1</b>	<b>3.9</b>	<b>0.7</b>	<b>3.0</b>	<b>25.9</b>

\* indicates start

#### Career Highs

Points .....	27 vs. Northeastern (12/31/08)
Rebounds.....	10 vs. Cincinnati (12/29/08)
Field Goals Made .....	11 vs. Lamar (1/3/09)
Field Goals Attempted.....	24 vs. Georgetown (12/13/08)
Three-Point Field Goals Made .....	4 vs. Northeastern (12/31/08)
Three-Point Field Goals Attempted.....	6 vs. Xavier (11/23/08)
Free Throws Made.....	7 vs. UALR (12/17/08)
Free Throws Attempted.....	11 vs. UALR (12/17/08)
Assists.....	8 vs. Cincinnati (12/29/08)
Blocks.....	2, three times, last vs. Lamar (1/3/09)
Steals.....	7 vs. Northeastern (12/31/08)
Minutes Played .....	38 vs. Cincinnati (12/29/08)

#### Season Highs

Points .....	27 vs. Northeastern (12/31/08)
Rebounds.....	10 vs. Cincinnati (12/29/08)
Field Goals Made .....	11 vs. Lamar (1/3/09)
Field Goals Attempted.....	24 vs. Georgetown (12/13/08)
Three-Point Field Goals Made .....	4 vs. Northeastern (12/31/08)
Three-Point Field Goals Attempted.....	6 vs. Xavier (11/23/08)
Free Throws Made.....	7 vs. UALR (12/17/08)
Free Throws Attempted.....	11 vs. UALR (12/17/08)
Assists.....	8 vs. Cincinnati (12/29/08)
Blocks.....	2, three times, last vs. Lamar (1/3/09)
Steals.....	7 vs. Northeastern (12/31/08)
Minutes Played .....	38 vs. Cincinnati (12/29/08)

### EVANS CAREER STATISTICS

Year	GP-GS	Min/Avg	— Total —		— 3-Point —		— Rebounds —			PF-FO	A	TO	B	ST	Pts-Avg		
			FG-A	Pct	FG-A	Pct	Off-Def	Tot	Avg								
2008-09	13-11	337/25.9	81-188	.430	13-47	.277	45-62	.726	22-47	69	5.3	31-0	53	51	9	39	220-16.9

# UPDATED - PLAYER - BIOS

## #14 - C.J. HENRY

**6-4 - 210 - GUARD - FRESHMAN**  
**OKLAHOMA CITY, OKLA. - PUTNAM CITY HS**

- Reaggravated a foot injury prior to Christmas and has not practiced since
- Has seen limited practice time with the team the past two weeks
- Had foot surgery in early October
- Enrolled at Memphis at the start of the fall semester
- Has spent the past three years playing minor league baseball



### 2008-09 Game-By-Game Statistics

Date/Opponent	FG-A	3P-A	FT-A	RB	TP	A	TO	B	S	Min
11-15/Fairfield	—	DNP (inj.)	—							
11-17/UMass	—	DNP (inj.)	—							
11-20/Chattanooga (PR)	—	DNP (inj.)	—							
11-21/Seton Hall (PR)	—	DNP (inj.)	—							
11-23/Xavier (PR)	—	DNP (inj.)	—							
12-2/Marist	—	DNP (inj.)	—							
12-13/at Georgetown	—	DNP (inj.)	—							
12-17/Ark.-Little Rock	—	DNP (inj.)	—							
12-20/Syracuse	—	DNP (inj.)	—							
12-22/Drexel	—	DNP (inj.)	—							
12-29/Cincinnati	—	DNP (inj.)	—							
12-31/Northeastern	—	DNP (inj.)	—							
1-3/Lamar	—	DNP (inj.)	—							
1-7/Marshall										
1-10/at UCF										
1-13/at Tulsa										
1-17/UAB										
1-21/Rice										
1-24/at Tennessee										
1-28/at East Carolina										
1-31/Houston										
2-4/at SMU										
2-7/at Gonzaga										
2-11/Tulsa										
2-14/at Southern Miss										
2-18/SMU										
2-21/at UTEP										
2-26/at UAB										
2-28/Southern Miss										
3-4/at Houston										
3-7/Tulane										
3-11/C-USA Tour.										
3-12/C-USA Tour.										
3-13/C-USA Tour.										
3-14/C-USA Tour.										
<b>Totals</b>	<b>0-0</b>	<b>0-0</b>	<b>0-0</b>	<b>0</b>	<b>0</b>	<b>0</b>	<b>0</b>	<b>0</b>	<b>0</b>	<b>0</b>
<b>Pct./Avg.</b>	<b>.000</b>	<b>.000</b>	<b>.000</b>	<b>0.0</b>	<b>0.0</b>	<b>0.0</b>	<b>0.0</b>	<b>0.0</b>	<b>0.0</b>	<b>0.0</b>

\* indicates start

#### Career Highs

Points .....	None
Rebounds.....	None
Field Goals Made .....	None
Field Goals Attempted.....	None
Three-Point Field Goals Made .....	None
Three-Point Field Goals Attempted.....	None
Free Throws Made.....	None
Free Throws Attempted.....	None
Assists.....	None
Blocks.....	None
Steals.....	None
Minutes Played .....	None

#### Season Highs

Points .....	None
Rebounds.....	None
Field Goals Made .....	None
Field Goals Attempted.....	None
Three-Point Field Goals Made .....	None
Three-Point Field Goals Attempted.....	None
Free Throws Made.....	None
Free Throws Attempted.....	None
Assists.....	None
Blocks.....	None
Steals.....	None
Minutes Played .....	None

### HENRY CAREER STATISTICS


Year	GP-GS	Min/Avg	— Total —		— 3-Point —		— Rebounds —			PF-FO	A	TO	B	ST	Pts-Avg	
			FG-A	Pct	FG-A	Pct	Off-Def	Tot	Avg							
2008-09	0-0	0/0.0	0-0	.000	0-0	.000	0-0	.000	0-0	0	0.0	0-0	0	0	0	0-0.0

# UPDATED - PLAYER - BIOS

## #15 - MATT SIMPKINS

**6-9 - 215 - FORWARD - FRESHMAN**

**OAKLAND, CALIF. - THE PATTERSON SCHOOL**



- Has appeared in seven games this season
- Scored two points and tallied four rebounds against Lamar
- Recorded a career-high two steals against Cincinnati
- Tallied two points vs. Drexel
- Grabbed six rebounds against Drexel
- Posted his second block of the seasons vs. Drexel
- Played a career-high 14 minutes vs. Drexel
- Scored his first two career points vs. Syracuse
- Made his first career block and attempted his first two career free throws against UALR
- Appeared in first game of the season and of his U of M career against Georgetown, earning five minutes of playing time and recording one steal
- Began practicing with the team Dec. 5 after he passed through the NCAA Clearinghouse Dec. 4
- Was able to participate in individual workouts in early fall (prior to preseason practice)

### 2008-09 Game-By-Game Statistics

Date/Opponent	FG-A	3P-A	FT-A	RB	TP	A	TO	B	S	Min
11-15/Fairfield	—	DNP#	—	—	—	—	—	—	—	—
11-17/UMass	—	DNP#	—	—	—	—	—	—	—	—
11-20/Chattanooga (PR)	—	DNP#	—	—	—	—	—	—	—	—
11-21/Seton Hall (PR)	—	DNP#	—	—	—	—	—	—	—	—
11-23/Xavier (PR)	—	DNP#	—	—	—	—	—	—	—	—
12-2/Marist	—	DNP#	—	—	—	—	—	—	—	—
12-13/at Georgetown	0-0	0-0	0-0	0	0	0	0	0	1	5
12-17/Ark.-Little Rock	0-0	0-0	0-2	0	0	0	0	1	0	1
12-20/Syracuse	1-2	0-0	0-1	0	2	0	0	0	0	5
12-22/Drexel	1-2	0-0	0-1	6	2	0	2	1	0	14
12-29/Cincinnati	0-0	0-0	0-0	0	0	0	0	0	2	6
12-31/Northeastern	0-0	0-0	0-0	0	0	0	0	0	0	3
1-3/Lamar	1-4	0-0	0-0	4	2	0	2	0	1	9
1-7/Marshall										
1-10/at UCF										
1-13/at Tulsa										
1-17/UAB										
1-21/Rice										
1-24/at Tennessee										
1-28/at East Carolina										
1-31/Houston										
2-4/at SMU										
2-7/at Gonzaga										
2-11/Tulsa										
2-14/at Southern Miss										
2-18/SMU										
2-21/at UTEP										
2-26/at UAB										
2-28/Southern Miss										
3-4/at Houston										
3-7/Tulane										
3-11/C-USA Tour.										
3-12/C-USA Tour.										
3-13/C-USA Tour.										
3-14/C-USA Tour.										
<b>Totals</b>	<b>3-8</b>	<b>0-0</b>	<b>0-5</b>	<b>10</b>	<b>6</b>	<b>0</b>	<b>4</b>	<b>2</b>	<b>4</b>	<b>43</b>
<b>Pct./Avg.</b>	<b>.375</b>	<b>.000</b>	<b>.000</b>	<b>1.4</b>	<b>0.9</b>	<b>0.0</b>	<b>0.6</b>	<b>0.3</b>	<b>0.6</b>	<b>6.1</b>

\* indicates start; # DNP because of NCAA Clearinghouse

#### Career Highs

Points	2, three times, last vs. Lamar (1/3/09)
Rebounds	6 vs. Drexel (12/22/08)
Field Goals Made	1, three times last vs. Lamar (1/3/09)
Field Goals Attempted	4 vs. Lamar (1/3/09)
Three-Point Field Goals Made	None
Three-Point Field Goals Attempted	None
Free Throws Made	None
Free Throws Attempted	4 vs. Drexel (12/22/08)
Assists	None
Blocks	1, two times, last vs. Drexel (12/22/08)
Steals	2 vs. Cincinnati (12/29/08)
Minutes Played	14 vs. Drexel (12/22/08)

#### Season Highs

Points	2, three times, last vs. Lamar (1/3/09)
Rebounds	6 vs. Drexel (12/22/08)
Field Goals Made	1, three times last vs. Lamar (1/3/09)
Field Goals Attempted	4 vs. Lamar (1/3/09)
Three-Point Field Goals Made	None
Three-Point Field Goals Attempted	None
Free Throws Made	None
Free Throws Attempted	4 vs. Drexel (12/22/08)
Assists	None
Blocks	1, two times, last vs. Drexel (12/22/08)
Steals	2 vs. Cincinnati (12/29/08)
Minutes Played	14 vs. Drexel (12/22/08)

### SIMPKINS CAREER STATISTICS

Year	GP-GS	Min/Avg	— Total —		— 3-Point —		— Rebounds —			PF-FO	A	TO	B	ST	Pts-Avg		
			FG-A	Pct	FG-A	Pct	Off-Def	Tot	Avg								
2008-09	7-0	43/6.1	3-8	.375	0-0	.000	0-5	.000	3-7	10	1.4	13-0	0	4	2	4	6-0.9

# UPDATED - PLAYER - BIOS

## #20 - DONEAL MACK

**6-5 - 181 - GUARD - JUNIOR**

**CHARLOTTE, N.C. - STATESVILLE CHRISTIAN SCHOOL**

- Played in all thirteen games, starting nine
- Ranked among treys made per game (11th)
- Matched a season-high give rebounds vs. Lamar
- Posted a season-high five rebounds against UALR.
- Scored 16 points vs. Seton Hall in the Puerto Rico Tip-Off semifinal
- Netted a season-high 19 points vs. Chattanooga in the Puerto Rico Tip-Off quarterfinal
- Shot 7-of-12 FG and 5-of-9 treys vs. the Mocs
- Also had a career-high four assists vs. Chattanooga
- Had 14 points in the season opener vs. Fairfield



### 2008-09 Game-By-Game Statistics

Date/Opponent	FG-A	3P-A	FT-A	RB	TP	A	TO	B	S	Min
11-15/Fairfield*	4-12	3-8	3-4	3	14	0	0	0	2	28
11-17/UMass	3-7	0-3	0-0	2	6	0	0	1	1	20
11-20/Chattanooga (PR)*	7-12	5-9	0-0	3	19	4	0	0	2	26
11-21/Seton Hall (PR)*	5-12	2-7	4-4	2	16	0	0	0	1	24
11-23/Xavier (PR)*	3-9	2-8	1-5	2	9	2	0	1	2	27
12-2/Marist*	2-5	0-1	0-0	1	4	2	0	1	0	21
12-13/at Georgetown	2-8	1-5	2-2	2	7	1	0	1	0	20
12-17/Ark.-Little Rock	3-8	2-6	1-3	5	9	1	1	1	1	24
12-20/Syracuse	3-13	2-10	1-1	3	9	3	0	0	1	25
12-22/Drexel*	4-10	2-6	0-0	2	10	3	1	1	0	25
12-29/Cincinnati*	0-7	0-6	0-0	4	0	0	1	0	1	23
12-31/Northeastern*	0-5	0-4	2-2	1	2	0	0	1	0	19
1-3/Lamar*	5-10	4-9	0-0	5	14	2	1	0	0	24
1-7/Marshall										
1-10/at UCF										
1-13/at Tulsa										
1-17/UAB										
1-21/Rice										
1-24/at Tennessee										
1-28/at East Carolina										
1-31/Houston										
2-4/at SMU										
2-7/at Gonzaga										
2-11/Tulsa										
2-14/at Southern Miss										
2-18/SMU										
2-21/at UTEP										
2-26/at UAB										
2-28/Southern Miss										
3-4/at Houston										
3-7/Tulane										
3-11/C-USA Tour.										
3-12/C-USA Tour.										
3-13/C-USA Tour.										
3-14/C-USA Tour.										
<b>Totals</b>	<b>41-118</b>	<b>23-82</b>	<b>14-21</b>	<b>35</b>	<b>119</b>	<b>18</b>	<b>4</b>	<b>7</b>	<b>11</b>	<b>306</b>
<b>Pct./Avg.</b>	<b>.347</b>	<b>.280</b>	<b>.666</b>	<b>2.7</b>	<b>9.2</b>	<b>1.4</b>	<b>0.3</b>	<b>0.5</b>	<b>0.8</b>	<b>23.5</b>

\* indicates start

#### Career Highs

Points.....	23 vs. Pepperdine (1/5/08)
Rebounds.....	8 vs. UAB (3/8/08)
Field Goals Made.....	8 vs. Pepperdine (1/5/08)
Field Goals Attempted.....	15 vs. Pepperdine (1/5/08)
Three-Point Field Goals Made.....	7 vs. Pepperdine (1/5/08)
Three-Point Field Goals Attempted.....	13 vs. Pepperdine (1/5/08)
Free Throws Made.....	7, two times, last vs. UAB (2/8/07)
Free Throws Attempted.....	9 vs. East Carolina (1/20/07)
Assists.....	4 vs. Chattanooga (11/20/08)
Blocks.....	2, three times, last vs. Pepperdine (1/5/08)
Steals.....	3 vs. Tulane (2/10/07)
Minutes Played.....	28 vs. Fairfield (11/15/08)

#### Season Highs

Points.....	19 vs. Chattanooga (11/20/08)
Rebounds.....	5, two times, last vs. Lamar (1/3/09)
Field Goals Made.....	7 vs. Chattanooga (11/20/08)
Field Goals Attempted.....	13 vs. Syracuse (12/20/08)
Three-Point Field Goals Made.....	5 vs. Chattanooga (11/20/08)
Three-Point Field Goals Attempted.....	10 vs. Syracuse (12/20/08)
Free Throws Made.....	4 vs. Seton Hall (11/21/08)
Free Throws Attempted.....	5 vs. Xavier (11/23/08)
Assists.....	4 vs. Chattanooga (11/20/08)
Blocks.....	1, six times, last vs. Northeastern (12/31/08)
Steals.....	2, three times, last vs. Xavier (11/23/08)
Minutes Played.....	28 vs. Fairfield (11/15/08)


### MACK CAREER STATISTICS

Year	GP-GS	Min/Avg	— Total —		— 3-Point —		— Rebounds —			PF-FO	A	TO	B	ST	Pts-Avg		
			FG-A	Pct	FG-A	Pct	FT-A	Pct	Off-Def							Tot	Avg
2006-07	35-3	496/14.2	83-182	.456	47-116	.405	34-48	.708	20-46	66	1.9	56-0	27	22	10	17	247-7.1
2007-08	39-2	486/12.5	89-229	.389	66-182	.363	24-36	.667	18-46	64	1.6	45-0	21	21	6	14	268-6.9
2008-09	13-9	306/23.5	41-118	.347	23-82	.280	14-21	.666	11-24	35	2.7	14-1	18	4	7	11	119-9.2
<b>Total</b>	<b>87-14</b>	<b>1288/14.8</b>	<b>213-529</b>	<b>.403</b>	<b>136-380</b>	<b>.358</b>	<b>72-105</b>	<b>.686</b>	<b>49-116</b>	<b>165</b>	<b>1.9</b>	<b>115-1</b>	<b>66</b>	<b>47</b>	<b>23</b>	<b>42</b>	<b>634-7.3</b>

# UPDATED - PLAYER - BIOS

## #31 - PRESTON LAIRD

**6-2 - 180 - GUARD - FRESHMAN**  
**MEMPHIS, TENN. - GERMANTOWN HS**



- Played in six games
- Hit second career three pointer vs. Lamar
- Played a career-high three minutes against Lamar
- Was two-for-two at the charity stripe against Northeastern
- Scored five points vs. Marist
- Netted his five points on 1-of-1 treys and 2-of-2 FTs
- Joined the squad just prior to preseason practice in mid-October
- Chose to attend Memphis and join the Tiger basketball program instead of taking an appointment to the U.S. Air Force

### 2008-09 Game-By-Game Statistics

Date/Opponent	FG-A	3P-A	FT-A	RB	TP	A	TO	B	S	Min
11-15/Fairfield	0-0	0-0	0-0	0	0	0	0	0	0	1
11-17/UMass	—	DNP	—	—	—	—	—	—	—	—
11-20/Chattanooga (PR)	—	DNP	—	—	—	—	—	—	—	—
11-21/Seton Hall (PR)	0-0	0-0	0-0	0	0	0	0	0	0	0+
11-23/Xavier (PR)	—	DNP	—	—	—	—	—	—	—	—
12-2/Marist	1-1	1-1	2-2	0	5	0	0	0	0	3
12-13/at Georgetown	—	DNP	—	—	—	—	—	—	—	—
12-17/Ark.-Little Rock	—	DNP	—	—	—	—	—	—	—	—
12-20/Syracuse	—	DNP	—	—	—	—	—	—	—	—
12-22/Drexel	0-1	0-0	0-0	0	0	0	1	0	0	2
12-29/Cincinnati	—	DNP	—	—	—	—	—	—	—	—
12-31/Northeastern	0-0	0-0	2-2	0	2	0	1	0	0	2
1-3/Lamar	1-1	1-1	0-0	0	3	0	0	0	0	3
1-7/Marshall	—	—	—	—	—	—	—	—	—	—
1-10/at UCF	—	—	—	—	—	—	—	—	—	—
1-13/at Tulsa	—	—	—	—	—	—	—	—	—	—
1-17/UAB	—	—	—	—	—	—	—	—	—	—
1-21/Rice	—	—	—	—	—	—	—	—	—	—
1-24/at Tennessee	—	—	—	—	—	—	—	—	—	—
1-28/at East Carolina	—	—	—	—	—	—	—	—	—	—
1-31/Houston	—	—	—	—	—	—	—	—	—	—
2-4/at SMU	—	—	—	—	—	—	—	—	—	—
2-7/at Gonzaga	—	—	—	—	—	—	—	—	—	—
2-11/Tulsa	—	—	—	—	—	—	—	—	—	—
2-14/at Southern Miss	—	—	—	—	—	—	—	—	—	—
2-18/SMU	—	—	—	—	—	—	—	—	—	—
2-21/at UTEP	—	—	—	—	—	—	—	—	—	—
2-26/at UAB	—	—	—	—	—	—	—	—	—	—
2-28/Southern Miss	—	—	—	—	—	—	—	—	—	—
3-4/at Houston	—	—	—	—	—	—	—	—	—	—
3-7/Tulane	—	—	—	—	—	—	—	—	—	—
3-11/C-USA Tour.	—	—	—	—	—	—	—	—	—	—
3-12/C-USA Tour.	—	—	—	—	—	—	—	—	—	—
3-13/C-USA Tour.	—	—	—	—	—	—	—	—	—	—
3-14/C-USA Tour.	—	—	—	—	—	—	—	—	—	—
<b>Totals</b>	<b>2-3</b>	<b>2-2</b>	<b>4-4</b>	<b>0</b>	<b>10</b>	<b>0</b>	<b>2</b>	<b>0</b>	<b>0</b>	<b>11</b>
<b>Pct./Avg.</b>	<b>.667</b>	<b>1.000</b>	<b>1.000</b>	<b>0.0</b>	<b>1.7</b>	<b>0.0</b>	<b>0.3</b>	<b>0.0</b>	<b>0.0</b>	<b>1.8</b>

\* indicates start

#### Career Highs

Points	5 vs. Marist (12/2/08)
Rebounds	None
Field Goals Made	1, two times, last vs. Lamar (1/3/09)
Field Goals Attempted	1, three times, last vs. Lamar (1/3/09)
Three-Point Field Goals Made	1, two times, last vs. Lamar (1/3/09)
Three-Point Field Goals Attempted	1, two times, last vs. Lamar (1/3/09)
Free Throws Made	2, two times, last vs. Northeastern (12/31/08)
Free Throws Attempted	2, two times, last vs. Northeastern (12/31/08)
Assists	None
Blocks	None
Steals	None
Minutes Played	3, two times, last vs. Lamar (1/3/09)

#### Season Highs

Points	5 vs. Marist (12/2/08)
Rebounds	None
Field Goals Made	1, two times, last vs. Lamar (1/3/09)
Field Goals Attempted	1, three times, last vs. Lamar (1/3/09)
Three-Point Field Goals Made	1, two times, last vs. Lamar (1/3/09)
Three-Point Field Goals Attempted	1, two times, last vs. Lamar (1/3/09)
Free Throws Made	2, two times, last vs. Northeastern (12/31/08)
Free Throws Attempted	2, two times, last vs. Northeastern (12/31/08)
Assists	None
Blocks	None
Steals	None
Minutes Played	3, two times, last vs. Lamar (1/3/09)

### LAIRD CAREER STATISTICS

Year	GP-GS	Min/Avg	— Total —		— 3-Point —		— Rebounds —			PF-FO	A	TO	B	ST	Pts-Avg		
			FG-A	Pct	FG-A	Pct	FT-A	Pct	Off-Def							Tot	Avg
2008-09	6-0	11/1.8	2-3	.667	2-2	1.000	4-4	1.000	0-0	0	0.0	2-0	0	2	0	0	10-1.7