

JEREMY
HUNT

2006-07

REVIEW

TIGERS POST BACK-TO-BACK 30-WIN CAMPAIGNS

For the first time in school history, Memphis recorded 30 or more victories in consecutive seasons. As the 2005-06 team did, the 2006-07 Tigers posted a 33-4 mark. The 33 victories — in both years — were a school record.

ANOTHER SCHOOL FIRST

With their No. 1 seed in 2006 and No. 2 seed in 2007, the Tigers had their highest back-to-back NCAA Tournament seeds in the program's history. The school's previous highest consecutive seeds came in the 1985 and 1986 tournaments. Memphis was a No. 2 seed in 1985 and followed with a No. 3 seed in 1986.

... AND ONE MORE

With its win over Texas A&M in the NCAA Tournament South Region semifinal, Memphis advanced to the NCAA Tournament Elite Eight for a second-consecutive year. It was the first time in the program's history that the Tigers made back-to-back trips to a regional final.

Memphis advanced to at least the NCAA Tournament Elite Eight in 1973, 1985, 1992, 2006 and 2007. In 1986, the Tigers lost in the second round, while in 1993, they lost in the first round. Memphis did not make the tournament in 1974.

THE ONLY ONE

For a second-straight year, Memphis entered the NCAA Tournament with 30 victories. The Tigers were the only team in the nation to have 30 or more wins entering NCAA Tournament play each of the last two years.

The 2005-06 team carried a 30-3 mark into the NCAA Tournament. The 2006-07 squad also had a 30-3 record heading into the NCAA Tournament. Both Memphis teams advanced to the NCAA Tournament Elite Eight.

ONE OF ONLY THREE

Memphis was one of only three teams in the nation that entered 2007 NCAA Tournament play with 30 victories. The Tigers had a 30-3 record entering the NCAA Tournament. The other two 30-win teams in the NCAA Tournament were Ohio State (30-3) and Kansas (30-4). All three squads advanced to the NCAA Tournament Elite Eight, and the Buckeyes made it to the title game.

In NCAA Tournament history, Memphis, Ohio State and Kansas were the 24th, 25th and 26th teams, respectively, to enter the "Big Dance" with 30 or more victories.

Furthermore, **John Calipari** coached three of those 26 teams that entered the NCAA Tournament with 30 wins. His 1995-96 UMass squad was 31-1 entering the 1996 NCAA Tournament, and his 2005-06 and 2006-07 Memphis teams both had 30-3 records entering their respective NCAA Tournaments.

ONE OF ONLY THREE

Memphis was one of only three teams to make a return trip to the NCAA Tournament Elite Eight in 2007. The Tigers joined UCLA and Florida as the only programs to make back-to-back trips to the Elite Eight in 2006 and 2007.

PERFECTION ATTAINED IN C-USA PLAY

Whether it was a team goal or not, the 2006-07 Memphis team went down in Conference USA history as only the second squad in the 12-year history of the league to post a perfect 16-0 record.

The Tigers joined the 1999-2000 Cincinnati Bearcats as the only two teams in Conference USA history to finish league play with an undefeated record.

Tiger Tales Team Quick Hitters on 2006-07

- Tied a school record with 33 victories (tied 2005-06 squad)
- Set a school season record with 25-game winning streak
- The 25-game win streak was the longest in the nation
- Advanced to the NCAA Tournament Elite Eight for a second-consecutive year
- Extended homecourt win streak to 32 straight, which is the longest in the nation (continues into 2007-08)
- Became only the second team in Conference USA history to post a perfect 16-0 regular season record in league play
- Was the first team in C-USA history to go undefeated in league regular-season play and also win the conference postseason tournament
- Finished season ranked No. 5 in the AP poll and No. 7 in the ESPN/USA Today, marking the second-straight year the Tigers were ranked in the top 10 in the final polls

TIGER PERFECTION IN CONFERENCE PLAY

It was a long time between perfect conference records in Tiger basketball history, but it's been done. With Memphis' win over SMU in the regular season finale, the Tigers completed their Conference USA schedule with a perfect 16-0 record. It was the first time since the 1928-29 campaign that a Memphis team went unbeaten in league action.

That 1928-29 Memphis team, under the direction of Zach Curlin, went undefeated in league play with an 8-0 mark. The Tigers played in the Mississippi Valley Conference at the time.

MEMPHIS WRAPS UP SECOND-STRAIGHT OUTRIGHT C-USA CROWN

With its victory over Rice, Memphis clinched its second-straight outright Conference USA regular season championship. It was the first time in the school's basketball history that the Tigers won consecutive outright league titles. Memphis claimed the 2005-06 C-USA crown with a 13-1 record.

Memphis won back-to-back Missouri Valley Conference titles in 1971-72 and 1972-73, but tied for the 1971-72 crown. The Tigers did the same in the Metro Conference with consecutive regular season championships in 1983-84 and 1984-85, but the 1983-84 crown was shared. Memphis won the outright 1994-95 Great Midwest Conference title, but shared the 1995-96 Conference USA crown.

The following lists the Tigers' conference regular season championships (outright and shared) since 1970-71:

Year	Conference	Record
2006-07	Conference USA	16-0*
2005-06	Conference USA	13-1*
2003-04	Conference USA	12-4



The Tigers celebrate following their Conference USA Tournament championship game victory over Houston. Memphis became the first team in C-USA history to go undefeated in regular season play and also win the league tournament.

1995-96	Conference USA	11-3
1994-95	Great Midwest	9-3*
1984-85	Metro	13-1*
1983-84	Metro	11-3
1981-82	Metro	10-2*
1972-73	Missouri Valley	12-2*
1971-72	Missouri Valley	12-2

* outright titles

WAS IT DEJA VU?

Well, teams are different from year, but you wouldn't know it from comparison of the 2005-06 and 2006-07 Tiger squads. The following shows how similar the two seasons were:

2006-07		2005-06
30-3	Record Entering NCAA Tour.	30-3
33-4	Final Record	33-4
16-0	C-USA Record	13-1
Champion	C-USA Reg. Season	Champion
Champion	C-USA Tour.	Champion
No. 2	NCAA Seed	No. 1
25	Winning Streak	15
5/5	Rank Entering NCAA Tour.	4/3

AMONG ELITE COMPANY

Head coach **John Calipari** has the Memphis program going in the right direction, and that can clearly be seen in the number of victories the Tigers have over the last five seasons (2002-03 through 2006-07 to date). In fact, Memphis is tied for the No. 5 spot for most wins since 2002-03, and the following shows that:

1. Duke138	11. Texas126
2. Illinois137	12. Syracuse125
t. Kansas137	t. N. Carolina125
t. Florida137	14. Nevada124
5. Memphis133	15. Wisconsin123
t. Pittsburgh133	t. Louisville123
7. Kentucky131	17. Utah State119
8. Gonzaga129	18. Okla. State117
9. UConn128	19. Boston Coll.117
10. So. Illinois127	20. Arizona115

MORE ELITE COMPANY FOR TIGERS

The last two years (2005-06, 2006-07), Memphis piled up the wins. In 2005-06, the Tigers tied NCAA champion Florida for most victories in the nation with 33 wins. And the wins kept coming in 2006-07. The Tigers won 33 games in 2006-07.

Memphis has 66 victories since the start of the 2005-06 campaign, which are the second-most wins in that span of time. The following shows the winningest programs since the start of the 2005-06 season:

1. Florida68	11. Winthrop52
2. Memphis66	12. Southern Ill.51
3. UCLA62	t. Gonzaga51
4. Ohio State61	14. Villanova50



The 2006-07 Tigers set a school record with a 25-game win streak and tied the school record for most wins in a season with 33 victories. The team also became only the second team in C-USA history to post an undefeated 16-0 regular season mark.

5. Kansas58	15. Bucknell49
6. Nevada56	t. Illinois49
7. Texas55	t. Boston Coll.49
8. Pittsburgh54	t. Air Force49
9. Duke54	
10. N. Carolina53	

STREAKING TIGERS

With Memphis' win over Gonzaga combined with Florida's loss at Vanderbilt Feb. 17, the Tigers took over the top spot on the nation's longest winning streaks list.

Although the Tigers' winning ways came to an end in the NCAA Tournament South Region final, Memphis' 25-game streak still was the longest in college basketball. The following shows the nation's top-five winning streaks in 2006-07:

Team	Streak
Memphis	25
Ohio State.....	22
Florida	17
Clemson.....	17
Wisconsin.....	17

TIGERS RANKED AMONG ATTENDANCE LEADERS IN 2005-06

For the second-straight year and six of the last seven seasons, Memphis was ranked among the top 20 in NCAA basketball attendance leaders. The Tigers was ranked No. 16 in the nation in attendance with an average of 14,572 fans per game (276,014 total).

The Tigers ranked No. 6 in 2000-01, No. 10 in 2001-02, No. 7 in 2002-03, No. 10 in 2003-04 and No. 13 in 2005-06.

MEMPHIS AMONG NCAA STATISTICAL LEADERS

Memphis ranked among the NCAA statistical leaders (top 15) in six different categories, including scoring offense (14th), scoring margin (5th), field goal percentage defense (12th), blocked

shots (12th), steals (14th) and winning percentage (2nd). At the end of the 2005-06 season, the Tigers ranked among the NCAA statistical leaders (top 15) in seven different categories.

ONE OF ONLY TWO

Memphis entered the postseason as one of only two teams in the nation to post an undefeated mark in conference play. The Tigers were a perfect 16-0 in Conference USA.

The nation's only other team unbeaten in conference play was Winthrop (Big South), which finished its league schedule with a 14-0 mark.

MORE ON STREAKS FOR TIGERS

For the fifth time in the **John Calipari** era, the Tigers hit double digits in a winning streak. The 2006-07 streak was 25 straight, which is the longest in Memphis basketball history.

With their win over Tulane in the Conference USA Tournament semifinals Mar. 9, the 2006-07 Tigers broke the previous school record of 20 straight by the 1985-86 team. The following lists the top win streaks in Tiger basketball history:

Streak	Year	Ended By
25	2006-07	Ohio St. 92-76
20	1985-86	at Va. Tech 76-72
16	1954-55	at Centenary 70-68
15	2005-06	at UAB 80-74
14	1972-73	at Louisville 83-69
12	2002-03	at Louisville 78-75
12	1983-84	Louisville 85-78
11	4 teams	2003-04, 1982-83, 1975-76

* Calipari teams in italics (also had 10-game streak in 2001-02)

TIGERS STREAKING AT HOME

Don't look now, but the Tigers have put together another homecourt winning streak. Memphis finished the 2006-07 campaign with a 32-game homecourt winning streak, and that is currently the

R
e
v
i
e
w

longest in the nation. BYU has the nation's second-longest homecourt win streak at 31 straight.

The following lists the nation's current top-five homecourt win streaks:

Team	Streak	Next Home Game
Memphis	32*	2007-08 home opener
BYU	31	2007-08 home opener
Ohio State	25	2007-08 home opener
Winthrop	23	2007-08 home opener
Wisconsin	22	2007-08 home opener

*Note: Memphis' C-USA Tournament games count in streak

32-0 IS SECOND

Memphis' current 32-game homecourt win streak is the longest in the nation, but it is only the second-longest in Tiger basketball history since the 1970-71 season. The longest homecourt win streak in Memphis hoops history is 39 straight that spanned from the end of the 1983-84 season through the 1986-87 campaign.

The previous long winning streak in the **John Calipari** era was 24 straight that stretched from the middle of the 2002-03 season through the start of the 2004-05 year. The following are the Tigers' top-five homecourt winning streaks since 1970-71:

Streak	Years Spanned
39.....	1983-84 through 1986-87
32.....	2005-06 to present
30.....	1993-94 through 1995-96
28.....	1981-82 through 1982-83
24.....	2002-03 through 2004-05

*Calipari teams in italics

TIGER SUCCESS AT FEDEXFORUM

After a rough first year at their new home in 2004-05, the Tigers have bounced back quite nicely and made FedExForum one of the toughest arenas for opponents to play in. Since the 2005 Conference USA Tournament, Memphis has won 44 of its last 46 home games (.956 winning percentage).

Overall, the Tigers have a 54-8 record (.871 winning percentage) at FedExForum. Memphis finished the 2006-07 campaign with a perfect 19-0 home mark.

PERFECTION AT HOME

With its sweep through the Conference USA Tournament Mar. 8-10, the 2006-07 Memphis squad recorded the program's sixth undefeated home mark in regular season play since the 1970-71 campaign. The Tigers finished their regular season home schedule with a 19-0 record at FedExForum.

It was the second undefeated home record for the Tigers in the **John Calipari** era. His 2003-04 Memphis squad went 15-0 at The Pyramid. The following lists the Tiger teams that went undefeated at home in regular season play since 1970-71:



John Calipari became the second-winningest coach in Memphis basketball history with 181 victories. He also won his 350th game as a collegiate head coach in 2006-07, and he is the only coach in Tiger history to lead Memphis to 20-win campaigns and postseason berths in each of his first seven years.

The Calipari Count Calipari Quick Hitters from 2006-07

- Was a finalist for the 2007 Jim Phelan National Coach of the Year award
- Named 2006-07 USBWA District 4 Coach of the Year
- Became the second-winningest coach in Memphis basketball history with 181 wins
- Moved into the No. 3 spot on the NCAA Division I list for most victories in a coach's first 15 years (370 wins)
- Guided Tigers to seventh-straight postseason appearance and is the only Memphis coach to lead the program to the postseason in his first seven years
- Directed Memphis to a seventh-consecutive 20-win season and is the only Memphis coach to do so in his first seven years as head coach

Year	Record	Year	Record
2006-07.....	19-0	1985-86.....	16-0
2003-04.....	15-0	1984-85 [^]	15-0
1994-95.....	17-0	1981-82.....	18-0

[^] NCAA Final Four team

CALIPARI AMONG COACHING ELITE

John Calipari already counted himself among the coaching elite in terms of coaching wins in the first nine, 10, 11, 12, 13 and 14 years. Well, he jumped into the No. 10 spot for most coaching victories in his first 15 years with the Tigers' 111-69 victory over Jackson State in the 2006-07 season

opener, and made his move up the chart throughout the campaign.

Calipari finished 2006-07 with 370 wins and moved into a tie with former Louisville head coach Denny Crum for the No. 3 spot on that chart.

In 2004-05, the Moon, Pa., native became one of only seven coaches in NCAA history to win 300 games in his first 13 years, joining Roy Williams, Everett Case, Denny Crum, Jim Boeheim, Tubby Smith and Nolan Richardson. The following lists the coaches with the most victories in their first 15 years:

Coach/School(s)/Yrs	Wins (First 15 yrs)
1. Roy Williams, Kansas.....	418 1989-2003
2. Nolan Richardson, Tulsa.....	371 Arkansas/1981-95
3. John Calipari, UMass.....	370 Memphis/1989-96, 2001-07
3. Denny Crum, Louisville.....	370 1972-86
5. Jim Boeheim, Syracuse.....	369 1977-91
6. Tubby Smith, Tulsa,.....	365 Georgia, Kentucky/1992-2006
7. Rick Pitino, Boston U., Prov.....	352 Ky./1979-83, 1986-87, 1990-97
8. John Thompson, G'town.....	350 1973-87
9. Everett Case, N.C. State.....	347 1947-61
10. Jerry Tarkanian, Long Beach.....	346 St., UNLV/1969-83

CALIPARI MOVING UP WINS CHART

In the early portion of the 2006-07 season, head coach **John Calipari** posted his 150th win as the Memphis mentor and reached the milestone the second-fastest of any coach in Tiger basketball history. Well, the Tigers kept winning in 2006-07, and Calipari made his move up the Memphis career coaching wins chart.

Calipari finished 2006-07 with 181 wins at Memphis. He took over the No. 2 spot on the chart with the Tigers' win over UTEP in early March. The following shows the top-five winningest coaches in Tiger basketball history:

Coach/Years	Wins
Larry Finch/1986-97.....	220
John Calipari/2000-pres.	181
Zach Curlin/1924-48.....	173
Dana Kirk/1979-86.....	158
Bob Vanatta/1956-62.....	109

CALIPARI GETS CAREER WIN NO. 350

With the Tigers' 86-46 victory over Middle Tennessee Dec. 23, head coach **John Calipari** posted career win No. 350. In reaching the milestone, Calipari became one of eight coaches in NCAA Division I history to record victory No.



Memphis' Joey Dorsey (#13; back row, third from left) was a member of the U.S. Team that participated in the 2007 Pan American Games in Rio de Janeiro, Brazil, in late July. Team USA finished in fifth place with a 3-2 record.

350 in their 15th year of coaching. Calipari joined Roy Williams, Nolan Richardson, Denny Crum, Jim Boeheim, Tubby Smith, Rick Pitino and John Thompson in that elite group.

CALIPARI A FINALIST FOR PHELAN NATIONAL COACH OF THE YEAR HONOR

John Calipari was one of 15 finalists for the 2007 Jim Phelan National Coach of the Year honor, the CollegeInsider.com web site announced in late February. The Jim Phelan Award is given annually to the nation's top coach, as voted on by a 20-member panel.

Washington State's Tony Bennett received the award. Other finalists for the 2007 Jim Phelan National Coach of the Year award were: Rhode Island's Jim Baron, Florida's Billy Donovan, Nevada's Mark Fox, Texas A&M's Billy Gillispie, Virginia Tech's Seth Greenberg, UCLA's Ben Howland, Butler's Todd Lickliter, Southern Illinois' Chris Lowery, Winthrop's Gregg Marshall, Ohio State's Thad Matta, Wisconsin's Bo Ryan, Vanderbilt's Kevin Stallings and Jacksonville's Cliff Warren.

MORE LEAGUE TITLES FOR CALIPARI

With its victory over Rice Feb. 22, Memphis claimed the 2006-07 Conference USA regular season championship. It was the third time in four years that the Tigers won the C-USA regular season title. Memphis won the outright C-USA regular season crown in 2005-06 and also claimed a share of the 2003-04 title.

For head coach **John Calipari**, it was the eighth time his team won or shared a regular season title. Calipari won five-straight regular season championships at UMass and led Memphis to three C-USA crowns.

On Mar. 10, Calipari added a seventh conference tournament title to his resume when the Tigers won the Conference USA Championship crown with their victory over Houston. It was Memphis'

second-straight C-USA Tournament championship. Calipari won five league tournament titles from 1992-96 at UMass.

PERFECTION A FIRST FOR CALIPARI

One would think, with great runs **John Calipari** had in his years at UMass, that the current Tiger head coach would have already enjoyed a perfect conference record. Well, his 2006-07 Tiger squad was the first.

In 2005-06, Calipari's Memphis team nearly made it a perfect run in conference play, but dropped its next-to-last game at UAB 80-74 and finished with a 13-1 league record. Calipari's 1995-96 UMass team, which advanced to the NCAA Final Four, also came up one game short. That team went 15-1 in the Atlantic 10 Conference.

DORSEY SELECTED TO UNITED STATES PAN AM TEAM

Memphis' **Joey Dorsey** was picked to be a member of the 2007 U.S. team that participated in the Pan American Games in Rio de Janeiro, Brazil in July. Team USA finished in fifth place with a 3-2 record. The Americans started the Pan Am Games with a 0-2 record, before rebounding to win the final three games.

After not seeing much time in Team USA's first two games, Dorsey played significant minutes in the squad's three wins. In the three games, the 6-foot-9 forward averaged 4.3 points and 5.3 boards. In the upset victory over Argentina, Dorsey blocked a last-second three-point attempt to seal the win.

HUNT, DOUGLAS-ROBERTS NAMED TO NCAA TOURNAMENT SOUTH REGION TEAM

Jeremy Hunt and **Chris Douglas-Roberts** were selected to the NCAA Tournament All-South Region Team as voted on by the media members in San Antonio. Ohio State's Mike Conley (MVP), Ron Lewis and Greg Oden joined Hunt and Doug-

Tiger Roars *Individual Honors in 2006-07*

CHRIS DOUGLAS-ROBERTS

- AP All-America honorable mention
- NCAA Tournament All-South Region Team
- USBWA All-District 4 Team
- NABC All-District 7 first team
- Conference USA Tournament MVP
- Conference USA All-Tournament Team
- All-Conference USA first team
- EA SPORTS Maui Invitational All-Tournament Team
- Two-time C-USA Player of the Week (Dec. 18, 2006; Feb. 26, 2007)

JEREMY HUNT


- NCAA Tournament All-South Region Team
- NABC All-District 7 second team
- Conference USA Sixth Man of the Year
- All-Conference USA second team
- C-USA Player of the Week (Jan. 8, 2007)

ANTONIO ANDERSON

- CollegeInsider.com Defensive All-America
- Conference USA All-Tournament Team
- Conference USA All-Defensive Team

JOEY DORSEY

- 2007 U.S. Pan American Games team member
- Conference USA All-Tournament Team
- All-Conference USA first team
- Conference USA Defensive Player of the Year
- Conference USA All-Defensive Team
- C-USA Player of the Week (Feb. 4, 2007)



Chris Douglas-Roberts with his Conference USA Tournament MVP trophy. The guard averaged 15.0 points and shot 56.7 percent from the field in the three C-USA Tournament games.

R
e
v
i
e
w

las-Roberts on the squad.

Hunt scored 26 points in his final collegiate game versus Ohio State, and added 19 points in the Tigers' win over Texas A&M. Douglas-Roberts averaged 14.5 points in the two games, despite playing on a sprained ankle that he suffered a week earlier in the tournament's second round.

THREE TIGERS EARN C-USA ALL-TOURNAMENT HONORS

Chris Douglas-Roberts was named the Conference USA Tournament MVP, while Antonio Anderson and Joey Dorsey were picked to the C-USA All-Tournament Team. The selections were announced following the Tigers' win over Houston in the league tournament's title game.

Douglas-Roberts averaged 15.0 points while shooting 56.7 percent from the field in the tournament. Dorsey averaged 8.7 points and 10.0 boards in the three games, while Anderson averaged 10.3 points, 3.3 boards and 5.7 assists.

DORSEY NAMED C-USA DEFENSIVE PLAYER OF YEAR; HUNT SIXTH MAN

Joey Dorsey and Jeremy Hunt kept piling up the Conference USA postseason awards. A day after both players earned All-C-USA honors, Dorsey and Hunt each took home another individual accolade. Dorsey was named the league's Defensive Player of the Year, while Hunt was C-USA's Sixth Man of the Year.

Dorsey was also named to the conference's inaugural All-Defensive Team and was joined on the squad by teammate Antonio Anderson.

DOUGLAS-ROBERTS PICKED TO USBWA ALL-DISTRICT SQUAD; CALIPARI NAMED DISTRICT COACH OF THE YEAR

Chris Douglas-Roberts was named to the United States Basketball Writers Association (USBWA) All-District 4 team, the organization announced in early March. Tiger head coach John Calipari was selected as the USBWA District 4 Coach of the Year.

TWO TIGERS NAMED TO NABC ALL-DISTRICT 7 TEAM

Chris Douglas-Roberts and Jeremy Hunt were named to the National Association of Basketball Coaches (NABC) All-District 7 team, the organization announced in late February. Douglas-Roberts earned NABC All-District 7 first team honors, while Hunt was selected to the district's second team.

It was the second-straight year that two Tigers were named to the NABC All-District squad. Last year, Rodney Carney and Darius Washington Jr. received NABC district recognition.


TIGERS EARN ALL-C-USA HONORS

Joey Dorsey and Chris Douglas-Roberts were named to the All-Conference USA first team, the league office announced before the Conference

USA Tournament. Jeremy Hunt was an All-C-USA second team pick.

These were the first All-C-USA team honors for all three players, but the trio did receive C-USA All-Freshman Team honors in their respective years. Hunt was named to the C-USA All-Freshman Team in 2003, while Dorsey earned the same accolade in 2005 and Douglas-Roberts in 2006.

This is fourth year in John Calipari's tenure that two Tigers have earned All-C-USA first team distinction in the same season. Hunt is the second player under Calipari to be selected to the All-C-USA second team, as Carney received the same honor in 2005.



Jeremy Hunt finished his college career with a stellar senior season. The 2006-07 Conference USA Sixth Man of the Year, Hunt moved into the No. 28 spot on the Tiger all-time scoring list with 1,145 points. The Memphis, Tenn., native also hit 167 treys, the third-most three-pointers made in Memphis basketball history.

NO. 5 BECOMES NO. 42

Senior Jeremy Hunt entered the Feb. 22 game versus Rice needing 16 points to reach 1,000 for his career. Well, give it up to his fellow teammates for knowing what the Memphis, Tenn., native needed to accomplish the feat.

After Hunt hit a trey at the 4:53 mark to give him 15 points, the other Tigers made it a mission to get him the milestone, and a little over a minute later, Hunt scored point No. 1,000 on a free throw with 3:23 left in the game.

Hunt became the 42nd player in Tiger basketball history to accomplish the feat. He finished his collegiate career with 1,145 points, and his name appears in the No. 28 spot on the Memphis all-time scoring list.

DORSEY CLIMBING THE BOARDS (LIST)

Joey Dorsey was — once again — a monster on the glass in 2006-07, and his work on the boards had him climbing up the Memphis career rebounding chart. He finished the 2006-07 season in the No. 7 spot on the Tiger all-time rebounding chart with 847 boards.

The following shows the Memphis career rebounding leaders:

Memphis Career Rebounds

1. Keith Lee/1981-85 1,336
2. Forest Arnold/1953-56 1,109
- ...
7. **Joey Dorsey/2004-present..... 847**

JOEY'S DOUBLE DIGIT BOARDS EQUAL WINS FOR TIGERS

The equation may look a little funny, but it's added up to success for the Tigers the past three seasons. Since arriving at Memphis, Joey Dorsey has hit the double-digit plateau in rebounds 36 times, and the Tigers have won 33 of those games (33-3 record). In 2006-07, the 6-foot-9 junior forward grabbed double-digit boards 20 times, and Memphis went 18-2 in those games.

DORSEY BLOCKING HIS WAY TO THE TOP; SET CAREER HIGH VS. RICE

Joey Dorsey was one of the nation's top shot blockers in 2006-07, and it showed in the numbers. He entered the season with 109 swats, and after recording 81 blocks in the Tigers' 37 contests, the 6-foot-9 forward cracked the Tiger career blocked shots leader list.

The Baltimore, Md., native has 190 career blocks and is in the No. 5 spot on that chart. Dorsey posted a career-high seven blocks in Memphis' 99-63 win over Rice Feb. 22. The seven blocked shot were tied for the seventh-most for a single game in Memphis basketball history. The following shows the Memphis career blocked shot leaders:

Memphis Career Blocked Shots

1. Keith Lee/1981-85 320
2. David Vaughn/1991-95 235
- ...
5. **Joey Dorsey/2004-present..... 190**

A TIGERS' TRIPLE-DOUBLE

It wasn't the normal triple-double that we're talking about. In the Jan. 20 win over East Carolina, the Tigers had three players record double figures in rebounding.

Junior Joey Dorsey led Memphis with 15 boards, while sophomore Robert Dozier grabbed 10 rebounds. Sophomore Antonio Anderson posted a career-high 11 rebounds.

Overall Games

33-4 (19-0 Home • 9-2 Away • 5-2 Neutral)

Player	GP-GS	Min-Avg	— Total —		— 3-Point —		FT-FTA	Pct	— Rebounds —			PF-FO	Ast	TO	Blk	Stl	Pts-Avg
			FG-A	Pct	FG-A	Pct			Off-Def	Tot	Avg						
CHRIS DOUGLAS-ROBERTS	35-35	930-26.6	194-357	.543	19-58	.328	131-179	.732	37-83	120	3.4	76-1	61	66	16	39	538-15.4
Jeremy Hunt	37-1	885-23.9	161-386	.417	89-233	.382	109-152	.717	25-83	108	2.9	70-0	50	50	13	50	520-14.1
ROBERT DOZIER	37-36	945-25.5	130-276	.471	12-41	.293	85-134	.634	98-133	231	6.2	107-5	39	70	57	35	357-9.6
JOEY DORSEY	37-37	934-25.2	121-197	.614	0-1	.000	71-152	.467	162-185	347	9.4	106-6	13	63	81	53	313-8.5
ANTONIO ANDERSON	36-35	1007-28.0	101-259	.390	26-106	.245	59-93	.634	44-104	148	4.1	74-1	130	50	9	59	287-8.0
DONEAL MACK	35-3	496-14.2	83-182	.456	47-116	.405	34-48	.708	20-46	66	1.9	56-0	27	22	10	17	247-7.1
WILLIE KEMP	37-36	793-21.4	85-223	.381	51-132	.386	16-39	.410	21-64	85	2.3	55-1	82	48	2	24	237-6.4
ANDRE ALLEN	36-0	736-20.4	63-188	.335	22-76	.289	43-83	.518	20-52	72	2.0	83-1	109	60	1	47	191-5.3
Kareem Cooper	29-0	313-10.8	47-92	.511	0-2	.000	20-32	.625	37-60	97	3.3	40-0	7	20	15	7	114-3.9
Tre Von Willis	17-0	103-6.1	13-33	.394	7-19	.368	12-17	.706	5-12	17	1.0	16-0	7	13	2	3	45-2.6
PIERRE NILES	25-0	185-7.4	16-38	.421	0-1	.000	7-16	.438	20-34	54	2.2	36-1	4	16	9	8	39-1.6
Jared Sandridge	8-1	19-2.4	3-5	.600	3-5	.600	0-0	.000	1-1	2	0.3	0-0	0	0	0	0	9-1.1
HASHIM BAILEY	9-0	28-3.1	4-5	.800	0-0	.000	2-4	.500	4-4	8	0.9	9-0	0	2	2	1	10-1.1
Clyde Wade	12-1	31-2.6	3-6	.500	2-2	1.000	2-2	1.000	0-1	1	0.1	0-0	5	3	0	1	10-0.8
CHANCE McGRADY	10-0	20-2.0	0-2	.000	0-0	.000	1-2	.500	0-1	1	0.1	3-0	3	0	0	0	1-0.1
TEAM										56-55	111	3.0	1		10		
Total	37-	7425-	1024-2249	.455	278-792	.351	592-953	.621	550-918	1468	39.7	732-16	537	493	217	344	2918-78.9
Opponents	37-	7425-	785-2013	.390	182-582	.313	581-854	.680	436-836	1272	34.4	775-	393	644	140	211	2333-63.1

Score By Periods	1st	2nd	Total	Deadball Rebounds	Off	Def	Total	
Memphis	1492	1417	—	2918	178	17	—	195
Opponents	1091	1234	—	2333	130	22	—	152

Conference USA Games

16-0 (8-0 Home • 8-0 Away)/1st place

Player	GP-GS	Min-Avg	— Total —		— 3-Point —		FT-FTA	Pct	— Rebounds —			PF-FO	Ast	TO	Blk	Stl	Pts-Avg
			FG-A	Pct	FG-A	Pct			Off-Def	Tot	Avg						
CHRIS DOUGLAS-ROBERTS	14-14	351-25.1	74-136	.544	8-18	.444	65-84	.774	13-26	39	2.8	30-0	24	28	5	19	221-15.8
Jeremy Hunt	16-1	396-24.8	69-167	.413	41-105	.390	44-67	.657	4-33	37	2.3	28-0	18	23	5	21	223-13.9
JOEY DORSEY	16-16	410-25.6	60-98	.612	0-0	.000	29-60	.483	71-84	155	9.7	44-2	5	21	42	32	149-9.3
ROBERT DOZIER	16-15	409-25.6	51-108	.472	4-15	.267	41-67	.612	34-52	86	5.4	40-1	13	26	23	15	147-9.2
DONEAL MACK	15-3	225-15.0	35-74	.473	19-45	.422	20-27	.741	8-23	31	2.1	21-0	13	8	4	7	109-7.3
ANTONIO ANDERSON	15-14	409-27.3	32-97	.330	10-42	.238	20-30	.667	21-38	59	3.9	32-0	45	20	4	26	94-6.3
WILLIE KEMP	16-15	341-21.3	36-85	.424	22-53	.415	2-12	.167	7-31	38	2.4	20-0	34	16	1	9	96-6.0
ANDRE ALLEN	16-0	326-20.4	30-88	.341	8-33	.242	17-26	.654	9-25	34	2.1	32-0	44	24	0	21	85-5.3
Tre Von Willis	8-0	61-7.6	8-16	.500	5-9	.556	9-11	.818	2-7	9	1.1	8-0	5	7	1	2	30-3.8
Kareem Cooper	15-0	159-10.6	20-40	.500	0-1	.000	11-20	.550	18-28	46	3.1	21-0	5	7	5	3	51-3.4
Jared Sandridge	4-1	12-3.0	3-3	1.000	3-3	1.000	0-0	.000	1-1	2	0.5	0-0	0	0	0	0	9-2.3
PIERRE NILES	10-0	57-5.7	5-12	.417	0-1	.000	4-8	.500	7-11	18	1.8	15-0	0	4	5	0	14-1.4
HASHIM BAILEY	5-0	13-2.6	2-2	1.000	0-0	.000	2-2	1.000	2-2	4	0.8	5-0	0	2	1	0	6-1.2
Clyde Wade	8-1	20-2.5	1-4	.250	1-1	1.000	0-0	.000	0-0	0	0.0	0-0	4	2	0	0	3-0.4
CHANCE McGRADY	5-0	11-2.2	0-2	.000	0-0	.000	1-2	.500	0-0	0	0.0	2-0	1	0	0	0	1-0.2
TEAM										32-22	54	3.4	1		5		
Total	16-	3200	426-932	.457	121-326	.371	265-416	.637	229-383	612	38.2	299-3	211	193	96	155	1238-77.4
Opponents	16-	3200	320-838	.382	83-274	.303	219-353	.620	194-346	540	33.8	332-	160	277	69	79	942-58.9

Score By Periods	1st	2nd	Total	Deadball Rebounds	Off	Def	Total	
Memphis	619	619	—	1238	73	9	—	82
Opponents	438	504	—	942	66	9	—	75

Bold indicates players returning in 2007-08

R
e
v
i
e
w

RECORD SUMMARY	OVERALL	HOME	AWAY	NETURAL
All Games	33-4	19-0	9-2	5-2
Conference USA Games	16-0	8-0	8-0	0-0
Nonconference Games	17-4	11-0	1-2	5-2

DATE	OPPONENT	SCORE	HIGH SCORER	HIGH REBOUNDER	ATT.	RECORD
11/16/06	JACKSON STATE	W, 111-69	(21) CHRIS DOUGLAS-ROBERTS	(13) JOEY DORSEY	10207	1-0
11/20/06	#vs. Oklahoma	W, 77-65	(13) Robert Dozier	(7) Pierre Niles (7) Robert Dozier	2400	2-0
11/21/06	#vs. Georgia Tech	L, 85-92	(26) Chris Douglas-Roberts	(7) Chris Douglas-Roberts	2400	2-1
11/22/06	#vs. Kentucky	W, 80-63	(15) Robert Dozier	(7) Joey Dorsey (7) Pierre Niles (7) Robert Dozier	2400	3-1
11/29/06	ARKANSAS STATE	W, 86-60	(17) ANTONIO ANDERSON	(8) ROBERT DOZIER	13713	4-1
12/02/06	MANHATTAN	W, 77-59	(19) ROBERT DOZIER	(12) JOEY DORSEY	15087	5-1
12/04/06	*MARSHALL	W, 78-59	(16) ROBERT DOZIER	(13) JOEY DORSEY	14183	6-1, 1-0
12/06/06	at Tennessee	L, 58-76	(19) Chris Douglas-Roberts	(13) Joey Dorsey	19714	6-2, 1-0
12/09/06	OLE MISS	W, 82-70	(17) CHRIS DOUGLAS-ROBERTS	(10) JOEY DORSEY	14315	7-2, 1-0
12/14/06	AUSTIN PEAY	W, 88-63	(28) CHRIS DOUGLAS-ROBERTS	(11) JOEY DORSEY	14538	8-2, 1-0
12/20/06	%at Arizona	L, 71-79	(21) Jeremy Hunt	(11) Joey Dorsey	14568	8-3, 1-0
12/23/06	MIDDLE TENNESSEE	W, 86-46	(18) DONEAL MACK	(7) JOEY DORSEY	14525	9-3, 1-0
12/28/06	LAMAR	W, 87-62	(19) CHRIS DOUGLAS-ROBERTS	(9) KAREEM COOPER	16154	10-3, 1-0
01/04/07	CINCINNATI	W, 88-55	(24) JEREMY HUNT	(10) JOEY DORSEY	16223	11-3, 1-0
01/11/07	*at Houston	W, 79-69	(16) Chris Douglas-Roberts	(10) Joey Dorsey	4804	12-3, 2-0
01/13/07	*at Southern Miss	W, 75-62	(23) Chris Douglas-Roberts	(11) Joey Dorsey	5410	13-3, 3-0
01/16/07	*UAB	W, 79-54	(15) ROBERT DOZIER	(12) JOEY DORSEY	14376	14-3, 4-0
01/20/07	*at East Carolina	W, 61-44	(16) Jeremy Hunt	(15) Joey Dorsey	6064	15-3, 5-0
01/24/07	*TULSA	W, 72-59	(13) JOEY DORSEY	(11) JOEY DORSEY	15760	16-3, 6-0
01/27/07	*SOUTHERN MISS	W, 67-64	(21) JEREMY HUNT	(16) JOEY DORSEY	14741	17-3, 7-0
01/31/07	*at UCF	W, 87-65	(23) Chris Douglas-Roberts	(9) Joey Dorsey	4805	18-3, 8-0
02/03/07	*SMU	W, 88-52	(17) DONEAL MACK	(9) JOEY DORSEY	15748	19-3, 9-0
02/08/07	*at UAB	W, 70-56	(30) Jeremy Hunt	(13) Joey Dorsey	7453	20-3, 10-0
02/10/07	*TULANE	W, 95-51	(13) WILLIE KEMP (13) ROBERT DOZIER	(7) ROBERT DOZIER	17176	21-3, 11-0
02/14/07	*at Tulsa	W, 69-52	(20) Chris Douglas-Roberts	(10) Robert Dozier	6081	22-3, 12-0
02/17/07	&at Gonzaga	W, 78-77 (ot)	(15) Joey Dorsey	(12) Joey Dorsey	11272	23-3, 12-0
02/22/07	*RICE	W, 99-63	(20) WILLIE KEMP	(7) ROBERT DOZIER	15020	24-3, 13-0
02/25/07	*HOUSTON	W, 77-64	(19) CHRIS DOUGLAS-ROBERTS	(10) JOEY DORSEY	16924	25-3, 14-0
03/01/07	*at UTEP	W, 78-67	(21) Chris Douglas-Roberts	(9) Antonio Anderson	11066	26-3, 15-0
03/03/07	*at SMU	W, 64-61	(19) Chris Douglas-Roberts	(7) Robert Dozier (7) Joey Dorsey	3592	27-3, 16-0
03/08/07	^MARSHALL	W, 92-71	(19) JEREMY HUNT (19) DONEAL MACK	(11) JOEY DORSEY	10494	28-3
03/09/07	^TULANE	W, 71-49	(17) CHRIS DOUGLAS-ROBERTS	(9) ROBERT DOZIER	11002	29-3
03/10/07	^HOUSTON	W, 71-59	(17) CHRIS DOUGLAS-ROBERTS (17) ANTONIO ANDERSON	(13) JOEY DORSEY	15468	30-3
03/16/07	\$vs North Texas (15)	W, 73-58	(16) Chris Douglas-Roberts	(15) Joey Dorsey	13393	31-3
03/18/07	\$vs Nevada (7)	W, 78-62	(16) Jeremy Hunt (16) Chris Douglas-Roberts	(10) Antonio Anderson	13594	32-3
03/22/07	@vs Texas A&M (3)	W, 65-64	(19) Jeremy Hunt	(5) Robert Dozier	26776	33-3
03/24/07	@vs Ohio State (1)	L, 76-92	(26) Jeremy Hunt	(11) Robert Dozier	26260	33-4

* = Conference USA Game

% = Chase Fiesta Bowl Classic (Tucson, Ariz.)

^ = Conference USA Championship (Memphis, Tenn.)

@ = NCAA Tournament South Regional Semis/Final (San Antonio, Texas)

= EA SPORTS Maui Invitational

& = Ronald McDonald House Classic (Spokane, Wash.)

\$ = NCAA Tournament First/Second Rounds (New Orleans, La.)

HOME GAMES IN BOLD SMALL CAPS

ATTENDANCE SUMMARY	GAMES	TOTALS	AVG/GAME
Home	19	276014	14527
Away	11	94829	8621
Neutral	7	87223	12460
Total	37	458066	12,380

Game #1

Jackson State 69
Memphis (#13/13) 111
Nov. 16, 2006 • FedExForum • Memphis, Tenn.

JSU	FG-A	3P-A	FT-A	RB	TP	A TO	B S	Min
Jarrow	1-3	0-0	0-0	5	2	0	1 0	21
Caldwell	1-3	0-0	0-0	3	2	0	0 1	9
Givens	1-5	0-2	3-4	2	5	1	3 0	33
Johnson, T.	10-24	1-5	11-12	5	32	3	6 0	36
Young	2-8	0-1	7-8	6	11	3	2 1	31
Jones	0-0	0-0	0-0	0	0	0	0 0	3
Russell	0-5	0-2	3-4	1	3	1	1 0	10
Martinez	0-1	0-0	0-0	3	0	0	4 0	7
Henry	0-0	0-0	0-0	0	0	1	0 0	5
Griffin	0-2	0-0	0-0	0	0	0	0 0	3
Maxey	4-7	0-0	2-2	6	10	1	2 0	19
Johnson, G.	1-2	0-0	2-3	1	4	0	1 0	6
Turner	0-1	0-0	0-0	3	0	0	1 1	17
TEAM				5			1	
Totals	20-61	1-10	28-33	40	69	10	22 4 6	200

Memphis	FG-A	3P-A	FT-A	RB	TP	A TO	B S	Min
Dozier	6-10	1-2	0-0	10	13	2	0 1	19
Dorsey	5-7	0-0	1-5	13	11	0	3 4	23
Kemp	2-13	1-7	0-0	2	5	2	0 1	24
Anderson	4-7	1-3	3-3	4	12	1	1 0	21
D.-Roberts	8-17	2-4	3-5	9	21	4	0 1	24
Wade	1-1	1-1	0-0	0	3	1	0 0	3
Willis	1-3	1-2	1-2	1	4	0	0 0	5
Niles	1-3	0-0	2-2	4	4	1	2 1	14
Hunt	5-8	3-5	3-6	5	16	2	0 3	25
Allen	2-4	2-4	0-2	2	6	5	2 0	14
Mack	4-12	3-7	3-4	2	14	3	2 1	21
Sandridge	0-1	0-1	0-0	0	0	0	0 0	2
Bailey	1-1	0-0	0-2	1	2	0	0 1	3
McGrady	0-0	0-0	0-0	0	0	2	0 0	2
TEAM				3				
Totals	40-87	15-36	16-31	56	111	26	12 9 13	200

Jackson State 33 36 — 69
Memphis 54 57 — 111
Officials: Welmer, Chrisman, Mathis
Attendance: 10,207

Game #2

Oklahoma 65
Memphis (#12/11) 77
Nov. 20, 2006 • Lahaina Civic Center • Lahaina, Hawaii
EA Sports Maui Invitational • First Round

Oklahoma	FG-A	3P-A	FT-A	RB	TP	A TO	B S	Min
Griffin	5-11	0-2	6-6	10	16	2	3 1	34
Longar	1-7	0-0	0-0	4	2	0	1 1	25
Crocker	3-7	0-1	2-2	3	8	0	1 0	19
Godbold	1-5	0-0	0-0	4	2	3	1 2	26
Johnson	4-12	1-4	0-0	1	9	3	5 0	34
Clark	1-1	1-1	3-4	1	6	0	2 0	8
Walker	0-0	0-0	0-0	0	0	0	3 0	6
Neal	5-11	2-8	6-6	7	18	0	2 1	32
Carter	1-5	0-0	2-2	2	4	0	2 0	16
TEAM				1				
Totals	21-59	4-16	19-20	33	65	8	21 5 3	200

Memphis	FG-A	3P-A	FT-A	RB	TP	A TO	B S	Min
Dozier	6-8	0-0	1-4	7	13	1	5 0	28
Dorsey	1-3	0-0	6-8	5	8	1	2 1	17
Kemp	3-5	2-3	4-7	1	12	1	2 0	21
Anderson	3-7	2-5	2-4	6	10	4	1 1	33
D.-Roberts	3-8	0-0	1-2	5	7	0	1 0	31
Niles	3-5	0-0	0-0	7	6	1	1 1	22
Hunt	3-7	2-4	1-4	5	9	2	3 1	21
Allen	2-4	1-3	5-8	1	10	4	1 0	17
Mack	1-4	0-2	0-0	1	2	1	2 0	12
TEAM				1				
Totals	25-51	7-17	20-37	39	77	15	18 4 7	200

Oklahoma 32 33 — 65
Memphis 39 38 — 77
Officials: Lopes, Shaw, Adams
Attendance: 2,400

Game #3

Memphis (#12/11) 85
Georgia Tech (#19/19) 92
Nov. 21, 2006 • Lahaina Civic Center • Lahaina, Hawaii
EA Sports Maui Invitational • Semifinal

Memphis	FG-A	3P-A	FT-A	RB	TP	A TO	B S	Min
Dozier	0-1	0-1	0-0	3	0	0	0 1	8
Dorsey	2-3	0-0	5-8	6	9	0	1 3	32
Kemp	3-7	1-4	2-2	1	9	2	2 1	20
Anderson	6-11	3-7	0-0	4	15	3	5 0	28
D.-Roberts	8-12	1-3	9-11	7	26	2	2 0	33
Willis	0-0	0-0	0-0	0	0	0	0 0	0+
Niles	0-0	0-0	0-4	2	0	0	0 1	8
Hunt	4-10	3-7	5-7	5	16	4	1 1	31
Allen	1-6	0-2	2-5	2	4	3	1 0	24
Mack	2-6	2-6	0-0	1	6	2	1 1	16
TEAM				0				
Totals	26-56	10-30	23-37	31	85	16	13 8 10	200

Ga. Tech	FG-A	3P-A	FT-A	RB	TP	A TO	B S	Min
Smith	7-10	0-0	7-8	9	21	0	1 0	27
Young	3-8	0-0	5-6	3	11	0	2 0	14
Peacock	1-4	0-1	0-0	4	2	0	0 0	17
Clinch	4-10	2-4	7-9	5	17	1	0 0	36
Crittenton	1-5	0-0	8-12	5	10	2	6 0	29
Dickey	5-10	0-0	4-6	10	14	2	3 1	29
West	2-3	1-1	3-4	1	8	1	1 0	17
Faye	3-4	0-1	1-5	6	7	1	2 0	9
Bell	0-0	0-0	0-0	0	0	0	0 0	0+
Morrow	1-7	0-3	0-0	3	2	2	1 0	22
TEAM				6			1	
Totals	27-61	3-10	35-50	52	92	9	17 1 7	200

Memphis 46 39 — 85
Georgia Tech 30 62 — 92
Officials: Shaw, Donato, Maxwell
Attendance: 2,400

Game #4

Memphis (#12/11) 80
Kentucky (#20/22) 63
Nov. 22, 2006 • Lahaina Civic Center • Lahaina, Hawaii
EA Sports Maui Invitational • Third-Place Game

Memphis	FG-A	3P-A	FT-A	RB	TP	A TO	B S	Min
Dozier	6-12	1-4	2-2	7	15	2	6 0	36
Dorsey	3-5	0-0	0-2	7	6	0	3 1	22
Kemp	5-11	2-4	0-1	3	12	1	0 0	21
Anderson	2-7	1-4	3-4	5	8	5	0 0	31
D.-Roberts	5-7	1-1	2-3	1	13	1	1 1	29
Niles	2-4	0-0	0-0	7	4	0	0 0	17
Hunt	5-9	3-5	0-0	1	13	2	2 0	19
Allen	2-5	0-1	0-0	0	4	8	2 0	19
Mack	1-2	1-2	0-0	1	3	0	0 0	4
Bailey	1-1	0-0	0-0	2	2	0	0 0	2
TEAM				4			3	
Totals	32-63	9-21	7-12	38	80	19	17 2 10	200

Kentucky	FG-A	3P-A	FT-A	RB	TP	A TO	B S	Min
Perry	2-8	1-3	5-6	2	10	2	0 0	27
Stevenson	0-2	0-0	0-0	3	0	1	1 1	11
Morris	6-11	0-0	6-8	8	18	0	2 0	35
Bradley	3-7	1-5	2-3	1	9	2	0 0	26
Crawford	6-11	3-5	0-1	2	15	0	3 1	34
Porter	1-4	1-2	0-0	1	3	1	1 0	11
Jasper	0-0	0-0	0-0	5	0	4	2 0	14
Obrzut	1-1	0-0	0-0	0	2	0	0 0	3
Meeks	1-1	1-1	1-2	1	4	3	3 0	19
Thomas	1-3	0-1	0-0	2	2	0	2 2	20
TEAM				2			2	
Totals	21-48	7-17	14-20	27	63	13	18 4 5	200

Memphis 43 37 — 80
Kentucky 40 23 — 63
Officials: Hightower, Nichols, Reed
Attendance: 2,400

Game #5

Arkansas State 60
Memphis (#14/17) 86
Nov. 29, 2006 • FedExForum • Memphis, Tenn.

Ark. St.	FG-A	3P-A	FT-A	RB	TP	A TO	B S	Min
Gant	3-5	0-0	1-1	4	7	0	3 2	18
Little	1-2	0-0	2-2	4	4	0	0 0	19
Brown	3-6	0-0	0-0	1	6	0	3 0	16
Banks, A.	11-21	3-7	0-2	4	25	0	3 0	38
Wedel	1-5	1-4	0-0	2	3	3	4 0	17
Morgan	0-3	0-0	0-0	6	0	0	4 0	19
Banks, Y.	1-4	1-3	0-0	1	3	2	1 0	18
Jackson	2-4	0-1	2-3	5	6	2	3 0	16
Farmer	1-2	0-0	2-3	2	4	2	0 0	16
Ajasin	0-1	0-0	2-4	4	2	6	3 1	23
TEAM				2			1	
Totals	23-53	5-15	9-15	35	60	15	25 3 7	200

Memphis	FG-A	3P-A	FT-A	RB	TP	A TO	B S	Min
Dozier	4-10	1-3	4-6	8	13	0	3 2	23
Dorsey	4-5	0-0	2-4	7	10	0	1 0	15
Kemp	2-8	1-5	0-0	3	5	1	2 0	22
Anderson	4-8	1-4	8-10	4	17	5	0 0	27
D.-Roberts	3-6	0-2	2-2	2	8	2	0 0	22
Willis	2-5	0-2	0-0	2	4	1	0 0	8
Niles	3-4	0-0	0-0	4	6	1	2 0	19
Hunt	6-9	1-4	2-2	5	15	2	1 0	21
Allen	1-6	0-2	0-1	2	2	3	4 1	18
Mack	2-5	0-3	2-3	2	6	1	0 0	14
Sandridge	0-0	0-0	0-0	0	0	0	0 0	2
Bailey	0-1	0-0	0-0	1	0	0	0 0	7
McGrady	0-0	0-0	0-0	0	0	0	0 0	2
TEAM				0				
Totals	31-67	4-25	20-28	40	86	16	13 4 15	200

Arkansas State 26 34 — 60
Memphis 45 41 — 86
Officials: Rose, Shows, Caldwell
Attendance: 13,713



Andre Allen dished out a career-high tying eight assists in the Tigers win over Kentucky in the EA Sports Maui Invitational third-place game. He averaged 5.0 assists per game in the three-day tournament.

R
e
v
i
e
w

Game #6

Manhattan 59
Memphis (#14/17) 77

Dec. 2, 2006 • FedExForum • Memphis, Tenn.

Manhattan	FG-A	3P-A	FT-A	RB	TP	A	TO	B	S	Min
Ferguson	1-6	1-3	0-0	8	3	3	5	0	1	28
Dubois	2-8	0-0	1-1	3	5	2	6	1	0	20
Ngamdi	3-6	0-0	2-3	1	8	0	1	0	1	14
Bouli	2-4	0-0	1-3	2	5	1	3	0	2	24
Crawford	2-8	0-1	6-8	3	10	2	3	0	4	30
Traore	1-1	0-0	0-0	2	2	0	1	0	2	12
Jackson, V.	0-0	0-0	0-0	1	0	2	1	0	0	3
Pearson	1-5	0-0	4-4	3	6	0	1	0	0	17
Austin	5-9	1-2	7-8	11	18	2	3	2	1	30
Sabo	0-0	0-0	0-0	0	0	0	0	0	0	2
Jackson, C.	1-6	0-1	0-0	2	2	0	1	0	0	14
Adams	0-0	0-0	0-0	0	0	0	0	1	0	6
TEAM				1			1			
Totals	18-53	2-7	21-27	37	59	12	26	4	11	200

Memphis	FG-A	3P-A	FT-A	RB	TP	A	TO	B	S	Min
Dozier	7-11	0-0	5-6	9	19	0	2	4	2	29
Dorsey	4-4	0-0	2-4	12	10	1	3	5	4	26
Kemp	3-6	2-5	2-4	5	10	4	1	0	1	22
Anderson	3-7	0-3	0-2	2	6	4	4	0	5	30
D.-Roberts	5-12	0-2	4-6	4	14	3	3	0	3	27
Willis	0-0	0-0	0-0	0	0	0	2	0	0	2
Niles	1-4	0-0	0-0	3	2	0	0	0	0	11
Hunt	3-10	2-8	2-4	1	10	1	2	1	1	20
Allen	1-6	0-1	1-4	4	3	4	1	0	0	17
Mack	1-5	0-2	1-2	3	3	0	0	0	1	11
Sandridge	0-1	0-1	0-0	0	0	0	0	0	0	1
Bailey	0-0	0-0	0-0	0	0	0	0	0	0	3
McGrady	0-0	0-0	0-0	0	0	0	0	0	0	1
TEAM				1						
Totals	28-66	4-22	17-32	44	77	17	18	10	17	200

Manhattan	26	33	—	59
Memphis	43	34	—	77

Officials: Shaw, Higgins, Olson
Attendance: 15,087

Game #7

Marshall 59
Memphis (#16/17) 78

Dec. 4, 2006 • FedExForum • Memphis, Tenn.

Marshall	FG-A	3P-A	FT-A	RB	TP	A	TO	B	S	Min
Aikens	1-7	1-3	0-0	2	3	1	2	0	1	17
Humphrey	5-11	0-3	2-4	9	12	1	2	0	2	30
Bro Grebe	0-3	0-0	0-0	2	0	0	0	2	0	12
Ross	1-5	0-0	5-8	0	7	5	2	0	3	29
Dorris	3-8	1-3	1-1	1	8	0	2	0	0	16
Merthie	1-6	0-2	2-6	2	4	2	2	0	0	14
Williams, C.	1-4	0-1	2-3	7	4	2	1	0	1	19
Whitted	5-10	4-6	0-0	1	14	0	2	0	0	18
Jackson	2-2	0-0	3-5	5	7	1	2	0	0	22
Marshall	0-1	0-0	0-0	2	0	1	2	0	0	11
Wilkerson	0-1	0-1	0-0	1	0	0	0	0	0	7
Oglesby	0-0	0-0	0-0	1	0	0	0	0	0	5
TEAM				5						
Totals	19-58	6-19	15-27	38	59	13	17	2	7	200

Memphis	FG-A	3P-A	FT-A	RB	TP	A	TO	B	S	Min
Dozier	5-6	1-1	5-5	3	16	2	2	2	0	21
Dorsey	2-7	0-0	3-4	13	7	0	1	4	4	26
Kemp	3-8	2-5	0-1	7	8	5	1	0	0	20
Anderson	2-9	0-4	3-3	4	7	0	1	1	1	27
D.-Roberts	5-10	1-3	3-3	6	14	3	1	0	1	26
Willis	2-3	2-3	1-2	1	7	0	2	0	0	7
Niles	0-0	0-0	0-0	2	0	0	1	1	0	9
Hunt	3-6	2-5	1-1	0	9	1	4	2	2	25
Allen	2-5	0-1	1-1	1	5	3	1	0	2	19
Mack	2-8	1-7	0-0	1	5	0	0	0	0	15
Bailey	0-0	0-0	0-0	2	0	0	0	1	0	5
TEAM				2			1			
Totals	26-62	9-29	17-20	42	78	14	15	11	10	200

Marshall	22	37	—	59
Memphis	39	39	—	78

Officials: Welmer, Burr, O'Neill; Attendance: 14,183

Game #8

Memphis (#16/17) 58
Tennessee 76

Dec. 6, 2006 • Thompson-Boling Arena • Knoxville, Tenn.

Memphis	FG-A	3P-A	FT-A	RB	TP	A	TO	B	S	Min
Dozier	6-14	0-1	1-2	9	13	1	4	1	0	32
Dorsey	0-3	0-0	2-6	13	2	0	3	1	1	15
Kemp	1-11	1-7	0-1	4	3	3	0	0	1	27
Anderson	2-13	1-6	2-2	8	7	3	2	0	2	36
D.-Roberts	8-17	2-5	1-1	5	19	2	1	0	0	36
Niles	0-0	0-0	0-0	0	0	0	0	0	0	6
Hunt	2-11	0-6	1-2	1	5	4	1	0	0	16
Allen	2-6	0-1	2-4	2	6	1	0	0	2	25
Mack	1-2	1-2	0-0	2	3	0	0	0	0	7
TEAM				4						
Totals	22-77	5-28	9-18	48	58	14	11	2	6	200

Tennessee	FG-A	3P-A	FT-A	RB	TP	A	TO	B	S	Min
Chism	1-6	1-3	0-0	5	3	1	2	1	0	19
Bradshaw	5-14	0-4	1-2	9	11	1	2	1	1	34
Smith, J.	2-5	1-2	2-2	2	7	0	2	0	1	17
Lofton	12-18	6-11	4-4	5	34	1	4	0	1	34
Howell	1-1	1-1	2-2	2	5	2	0	0	0	18
Smith, R.	1-7	0-1	5-6	7	7	1	2	0	1	23
Passley	0-0	0-0	0-0	3	0	0	0	0	0	4
Tabb	0-4	0-4	0-0	6	0	2	0	0	2	24
Crews	3-6	0-0	3-4	10	9	1	1	3	0	21
Childress	0-1	0-0	0-0	1	0	0	0	1	0	6
TEAM				0			1			
Totals	25-62	9-26	17-20	50	76	9	14	6	6	200

Memphis	22	36	—	58
Tennessee	43	33	—	76

Officials: Caldwell, Eades, Thibodeaux
Attendance: 19,714

Game #9

Ole Miss 70
Memphis (#16/17) 82

Dec. 9, 2006 • FedExForum • Memphis, Tenn.

Ole Miss	FG-A	3P-A	FT-A	RB	TP	A	TO	B	S	Min
Parnell	4-5	0-0	0-3	7	8	0	1	0	0	18
Williams	2-5	0-0	5-6	6	9	1	2	2	4	24
Abernethy	7-11	2-4	0-0	4	16	5	4	0	0	37
Sanders	7-14	2-5	2-2	4	18	5	2	0	2	32
Doyle	1-12	0-2	5-6	3	7	1	3	0	1	27
Smith	0-0	0-0	0-0	0	0	0	0	0	0	4
Polynice	4-6	2-4	0-2	2	10	1	5	1	1	29
Hampton	0-1	0-0	0-0	0	0	0	2	0	0	12
Curtis	1-6	0-0	0-0	6	2	1	1	0	0	17
TEAM				3			1			
Totals	26-60	6-15	12-19	35	70	14	21	3	8	200

Memphis	FG-A	3P-A	FT-A	RB	TP	A	TO	B	S	Min
Dozier	2-6	0-1	4-4	3	8	1	1	1	3	18
Dorsey	3-3	0-0	0-2	10	6	1	0	1	1	26
Kemp	1-5	0-1	1-2	3	3	2	1	0	0	21
Anderson	6-13	1-5	1-2	4	14	3	2	0	1	32
D.-Roberts	7-12	0-2	3-7	6	17	1	2	2	0	33
Hunt	5-10	3-5	3-5	4	16	1	2	0	3	24
Allen	2-3	0-1	0-4	2	4	3	4	0	1	18
Mack	2-7	1-5	0-0	1	5	0	0	0	1	13
Cooper	3-7	0-0	3-4	7	9	1	3	2	1	15
TEAM				4						
Totals	31-66	5-20	15-30	44	82	13	15	6	11	200

Ole Miss	29	41	—	70
Memphis	32	50	—	82

Officials: Greene, Crawford, Simmons
Attendance: 14,315

Game #10

Austin Peay 63
Memphis (#19/19) 88

Dec. 14, 2006 • FedExForum • Memphis, Tenn.

Austin Peay	FG-A	3P-A	FT-A	RB	TP	A	TO	B	S	Min
Reed	4-13	1-1	0-0	4	9	0	5	2	0	26
Lockett	5-9	1-1	1-2	1	12	1	2	2	1	35
Felder	0-1	0-0	0-2	1	0	0	2	0	0	7
Shipley	1-4	1-3	3-4	0	6	2	1	0	0	21
Wright	6-11	2-4	4-4	1	18	4	3	0	1	37
Fields	2-2	0-0	2-2	3	6	0	0	0	1	14
Harriford	0-0	0-0	0-0	0	0	0	1	0	0	3
Channels	0-7	0-5	6-8	2	6	1	1	0	4	16
Duncan	1-3	0-1	4-5	2	6	0	1	0	2	23
Babington	0-3	0-3	0-0	2	0	0	0	0	1	9
Roberson	0-1	0-0	0-0	1	0	0	1	0	0	9
TEAM				4						
Totals	19-54	5-18	20-27	21	63	8	17	4	10	200

Memphis	FG-A	3P-A	FT-A	RB	TP	A	TO	B	S	Min
Dozier	3-4	1-1	1-1	1	8	1	1	3	1	14
Dorsey	4-6	0-0	1-2	11	9	0	3	2	2	26
Kemp	1-4	0-1	0-0	1	2	4	4	0	0	25
Anderson	2-3	0-1	0-1	9	4	4	1	1	2	27
D.-Roberts	10-12	0-1	8-10	2	28	5	4	1	2	32
Willis	0-2	0-1	1-2							



Game #12

Middle Tennessee 46
Memphis (#18/18) 86
 Dec. 23, 2006 • FedExForum • Memphis, Tenn.

MTSU	FG-A	3P-A	FT-A	RB	TP	A TO	B S	Min
Blue	1-7	0-0	3-4	5	5	0	2 1 1	24
Yates	5-9	0-2	2-2	0	12	0	2 0 0	28
Young	1-3	0-0	1-4	2	3	0	0 0 0	16
Kanasie	0-8	0-5	2-2	3	2	8	1 0 1	39
Johnson	1-6	0-1	0-0	0	2	0	1 0 0	24
O'Neil	2-4	0-0	0-0	1	4	1	2 0 0	17
Hair	2-2	0-0	0-1	1	4	1	0 0 0	9
Avery	3-5	1-1	0-2	4	7	0	3 0 2	14
Hudson	3-11	0-0	1-4	5	7	2	0 1 1	29
TEAM				3				
Totals	18-55	1-9	9-19	24	46	12	11 2 5	200

Memphis	FG-A	3P-A	FT-A	RB	TP	A TO	B S	Min
Dozier	4-8	0-0	3-4	6	11	1	1 1 0	27
Dorsey	1-1	0-0	0-0	7	2	0	1 4 1	21
Kemp	4-8	3-7	0-0	6	11	9	1 0 1	32
Anderson	2-4	1-2	2-3	1	7	7	2 0 0	25
D.-Roberts	5-6	2-3	1-2	3	13	3	3 0 3	21
Wade	0-0	0-0	2-2	0	2	0	0 0 0	1
Willis	0-2	0-2	0-0	2	0	0	0 1 0	8
Niles	0-1	0-0	0-0	2	0	0	2 0 0	7
Hunt	6-10	2-6	2-2	2	16	0	2 0 1	24
Mack	6-10	4-7	2-3	5	18	0	0 0 1	19
Cooper	3-6	0-0	0-0	6	6	0	0 1 1	13
McGrady	0-0	0-0	0-0	1	0	0	0 0 0	2
TEAM				2				
Totals	31-56	12-27	12-16	43	86	20	12 7 8	200

Middle Tennessee 28 18 — 46
 Memphis 51 35 — 86
Officials: O'Neill, Olson, Hooker
Attendance: 14,525

Game #12

Lamar 62
Memphis (#22/23) 87
 Dec. 28, 2006 • FedExForum • Memphis, Tenn.

Lamar	FG-A	3P-A	FT-A	RB	TP	A TO	B S	Min
Todd	4-11	3-5	2-4	7	13	1	4 0 2	26
Sanders	2-8	0-2	4-8	10	8	3	3 1 1	31
Davis	8-17	0-1	4-6	5	20	2	6 2 2	28
Hopkins	2-13	1-5	2-5	5	7	4	7 0 1	34
Barrow	1-4	1-1	0-0	5	3	0	2 0 0	34
Chappell	3-8	2-6	2-4	1	10	1	0 0 1	25
Mahoney	0-1	0-0	1-2	0	1	1	0 0 0	4
Nwevo	0-2	0-0	0-2	10	0	0	1 0 0	18
TEAM				6			1	
Totals	20-64	7-20	15-31	49	62	12	24 3 7	200

Memphis	FG-A	3P-A	FT-A	RB	TP	A TO	B S	Min
Dozier	4-11	1-2	4-6	8	13	3	1 2 5	28
Dorsey	5-7	0-0	1-3	7	11	0	3 1 1	24
Kemp	2-5	2-3	2-4	2	8	3	2 0 1	28
Anderson	2-5	0-1	1-3	2	5	8	0 1 4	21
D.-Roberts	9-16	1-2	0-0	7	19	0	0 0 0	30
Niles	0-0	0-0	0-0	0	0	0	0 0 0	0+
Hunt	2-13	1-6	7-8	6	12	1	1 0 1	23
Allen	0-2	0-1	0-4	2	0	1	1 0 2	14
Mack	3-6	1-4	0-0	3	7	1	2 0 0	16
Cooper	5-9	0-0	2-3	9	12	0	2 2 1	16
TEAM				3				
Totals	32-74	6-19	17-31	49	87	17	12 6 15	200

Lamar 28 34 — 62
 Memphis 38 49 — 87
Officials: Shaw, Pyatt, Neve
Attendance: 16,154

Game #14

Cincinnati 55
Memphis (#22/23) 88
 Jan. 4, 2007 • FedExForum • Memphis, Tenn.

Cincinnati	FG-A	3P-A	FT-A	RB	TP	A TO	B S	Min
Sikes	2-7	2-5	0-2	1	6	3	1 1 1	33
McGowan	7-9	2-2	4-4	6	20	0	1 0 0	31
Williamson	4-13	0-1	3-5	6	11	0	3 0 3	32
Vaughn	3-7	1-2	1-1	3	8	0	2 0 3	24
Warren	3-10	0-1	0-1	4	6	3	3 0 1	25
Gentry	1-7	0-1	0-0	1	2	3	3 0 0	24
Crowell	1-3	0-1	0-0	0	2	0	0 0 0	16
Miller	0-0	0-0	0-0	0	0	0	1 0 1	15
TEAM				2				
Totals	21-56	5-13	8-13	23	55	9	14 1 9	200

Memphis	FG-A	3P-A	FT-A	RB	TP	A TO	B S	Min
Dozier	5-7	0-0	3-3	8	13	1	1 1 0	21
Dorsey	3-3	0-0	0-2	10	6	1	4 5 1	27
Kemp	7-10	6-9	1-2	2	21	2	2 0 0	24
Anderson	2-3	0-1	2-4	5	6	6	0 0 2	27
D.-Roberts	3-6	0-2	0-0	1	6	1	1 0 1	17
Wade	0-0	0-0	0-0	1	0	0	0 0 0	4
Willis	1-2	0-1	0-0	1	2	0	1 0 0	4
Niles	1-1	0-0	0-0	2	2	0	1 0 0	4
Hunt	7-8	6-7	4-4	5	24	0	0 0 0	24
Allen	1-5	0-3	1-2	2	3	3	3 0 0	13
Mack	2-6	0-4	1-1	0	5	2	0 2 1	19
Cooper	0-3	0-1	0-0	3	0	1	3 2 0	16
TEAM				2				
Totals	32-54	12-28	12-18	42	88	17	16 10 5	200

Cincinnati 23 32 — 55
 Memphis 54 34 — 88
Officials: Hillary, Burr, Higgins
Attendance: 16,223



Willie Kemp had a career game with a 21-point performance in Memphis' 88-55 victory over Cincinnati. He also set career bests for treys (6) and treys attempted (9). The Bolivar, Tenn., native's six three-pointers are tied for the seventh-most for a single game in Tiger hoops history.

Game #15

Memphis (#20/19) 79
Houston 69
 Jan. 11, 2007 • Hofheinz Pavilion • Houston, Texas

Memphis	FG-A	3P-A	FT-A	RB	TP	A TO	B S	Min
Dozier	6-9	0-2	0-3	3	12	2	0 3 1	33
Dorsey	4-7	0-0	0-0	10	8	0	1 3 1	33
Kemp	1-6	0-2	0-0	2	2	5	3 0 0	28
Anderson	3-6	2-3	1-1	4	9	4	2 0 2	28
D.-Roberts	6-8	2-2	2-3	2	16	0	6 0 0	27
Hunt	4-7	3-4	3-4	2	14	0	4 0 1	23
Allen	2-3	1-1	0-0	0	5	6	3 0 3	9
Mack	3-3	2-2	3-6	2	11	1	0 0 0	12
Cooper	1-1	0-0	0-0	4	2	1	1 0 0	7
TEAM				6				
Totals	30-50	10-16	9-17	35	79	19	20 6 8	200

Houston	FG-A	3P-A	FT-A	RB	TP	A TO	B S	Min
Dowell	1-5	1-2	1-2	3	4	1	3 0 2	24
Thorpe	6-10	0-0	2-2	3	14	1	2 2 2	38
Lee	0-1	0-0	0-0	1	0	0	2 0 0	9
McKiver	9-18	7-13	2-3	1	27	2	2 0 1	38
Lafayette	3-10	0-4	0-1	4	6	4	4 0 1	25
Mosley	5-8	0-0	0-0	8	10	0	0 2 1	26
Malone	2-7	2-6	0-0	2	6	2	0 0 0	17
Jones	0-0	0-0	0-0	0	0	1	1 0 0	22
Toney	0-1	0-0	2-2	1	2	0	0 0 0	1
TEAM				3				
Totals	26-60	10-25	7-10	26	69	11	14 4 7	200

Memphis 47 32 — 79
 Houston 33 36 — 69
Officials: Hightower, O'Neill, Welmer
Attendance: 4,804

Game #16

Memphis (#20/19) 75
Southern Miss 62
 Jan. 13, 2007 • Reed Green Coliseum • Hattiesburg, Miss.

Memphis	FG-A	3P-A	FT-A	RB	TP	A TO	B S	Min
Dozier	3-6	0-0	5-6	4	11	0	2 1 1	25
Dorsey	4-5	0-0	6-9	11	14	0	4 6 0	33
Kemp	0-4	0-3	0-2	1	0	1	1 0 0	16
Anderson	2-3	2-2	3-4	1	9	0	1 0 2	26
D.-Roberts	4-6	1-1	14-17	4	23	0	2 1 0	32
Hunt	2-8	1-3	3-6	6	8	1	1 0 1	22
Allen	3-7	0-3	2-2	1	8	2	1 0 2	24
Mack	0-0	0-0	0-0	0	0	0	0 0 0	8
Cooper	1-2	0-0	0-0	1	2	1	0 0 0	14
TEAM				5				
Totals	19-41	4-12	33-46	34	75	5	12 8 6	200

USM	FG-A	3P-A	FT-A	RB	TP	A TO	B S	Min
Stone	3-6	0-0	3-6	4	9	1	2 0 1	37
Stephens	0-2	0-0	2-4	3	2	0	0 1 0	18
Beasley	0-2	0-0	0-0	1	0	1	4 0 0	17
Green	0-3	0-1	0-0	3	0	1	1 0 1	20
Wise	3-1	2-6	5-6	2	13	5	2 0 1	33
Craft	7-10	2-3	5-7	3	21	0	0 1 0	26
Hill	2-9	1-4	4-6	2	9	1	2 0 0	27
Dotson	2-4	0-0	4-5	4	8	0	0 1 0	16
Bain	0-1	0-0	0-0	1	0	0	0 1 0	6
TEAM				7			1	
Totals	17-48	5-14	23-34	30	62	9	12 4 3	200

Memphis 31 44 — 75
 Southern Miss 26 36 — 62
Officials: Rose, Mathis, Meaux; **Attendance:** 5,410

R
e
v
i
e
w

Game #17

UAB	54	
Memphis (#17/18)	79	
Jan. 16, 2007 • FedExForum • Memphis, Tenn.		

UAB	FG-A	3P-A	FT-A	RB	TP	A TO	B S	Min
Holmes	2-5	0-0	0-2	4	4	0	0	1
Kinnard	5-10	0-3	3-4	5	13	1	3	2
Gibbs	1-2	1-2	0-0	3	3	0	1	0
Delaney III	5-8	1-4	1-2	4	12	5	4	0
Mukubu	7-14	3-6	1-3	5	18	2	1	0
Davis Jr.	0-5	0-4	1-2	0	1	0	0	0
Dortch	1-2	1-2	0-0	0	3	0	0	0
Mayfield	0-2	0-0	0-4	1	0	0	0	0
Crawford	0-0	0-0	0-0	0	0	0	0	0
TEAM	0							
Totals	21-48	6-21	6-17	22	54	8	9	3

Memphis	FG-A	3P-A	FT-A	RB	TP	A TO	B S	Min
Dozier	5-10	0-1	5-7	8	15	1	1	0
Dorsey	3-5	0-0	0-0	12	6	0	1	2
Kemp	4-9	4-7	0-0	5	12	0	1	0
Anderson	4-6	0-1	0-0	2	8	9	1	0
D.-Roberts	0-0	0-0	0-0	0	0	0	1	0
Wade	0-0	0-0	0-0	0	0	0	1	0
Willis	0-0	0-0	0-0	1	0	0	1	0
Niles	1-3	0-0	0-0	2	2	0	1	0
Hunt	5-9	3-7	1-1	0	14	2	1	0
Allen	3-7	1-2	0-2	3	7	0	0	0
Mack	3-8	1-5	0-0	2	7	3	0	0
Cooper	2-4	0-1	4-4	4	8	0	1	0
TEAM	3							
Totals	30-61	9-24	10-14	42	79	15	10	2

UAB 26 28 — 54
 Memphis 42 37 — 79
Officials: Welmer, Higgins, Olson
Attendance: 14,736

Game #18

Memphis (#17/18)	61	
East Carolina	44	
Jan. 20, 2007 • Williams Arena/Minges Coliseum • Greenville, N.C.		

Memphis	FG-A	3P-A	FT-A	RB	TP	A TO	B S	Min
Dozier	3-9	0-0	6-10	10	12	1	2	1
Dorsey	3-6	0-0	1-5	15	7	1	3	0
Kemp	0-3	0-3	0-0	1	0	1	2	0
Anderson	0-6	0-3	3-6	11	3	3	4	0
Mack	3-8	2-6	7-9	0	15	0	0	1
Wade	0-0	0-0	0-0	0	0	0	0	0
Hunt	5-12	1-6	5-7	1	16	2	0	0
Allen	3-10	1-5	1-2	4	8	0	4	0
Cooper	0-1	0-0	0-0	1	0	0	1	0
TEAM	5							
Totals	17-55	4-23	23-39	48	61	8	17	4

ECU	FG-A	3P-A	FT-A	RB	TP	A TO	B S	Min
Fields	5-6	0-0	4-9	4	14	0	3	1
Blair	1-4	0-0	2-4	4	4	1	3	1
Farmer	1-6	1-3	0-0	5	3	4	2	0
Captain	1-7	1-3	1-2	3	4	0	4	0
Jenkins	1-7	0-4	0-0	6	2	4	8	0
Dillard	2-4	0-0	0-0	1	4	0	2	1
Gagnon	2-2	0-0	0-0	0	4	1	0	0
Ingram	0-1	0-1	0-0	1	0	1	1	0
Ramsey	2-2	0-0	0-1	2	4	0	0	1
Evans	2-8	0-2	1-2	4	5	1	0	0
TEAM	3							
Totals	17-47	2-13	8-18	33	44	12	24	4

Memphis 21 40 — 61
 East Carolina 21 23 — 44
Officials: Pyatt, Edsall, Gattis
Attendance: 6,064

Game #19

Tulsa	59	
Memphis (#11/14)	72	
Jan. 24, 2007 • FedExForum • Memphis, Tenn.		

Tulsa	FG-A	3P-A	FT-A	RB	TP	A TO	B S	Min
Ramsdell	2-4	1-2	3-4	4	8	1	1	0
Mitchell	1-6	0-0	3-4	1	5	1	3	1
Uzoh	3-14	2-3	2-2	12	10	1	5	1
Hill	3-6	1-2	0-0	1	7	3	2	0
Earls	1-6	1-4	0-0	3	3	0	2	2
Walls	1-4	0-0	0-0	6	2	0	1	0
Crow	0-4	0-2	0-0	5	0	1	2	0
McLean	3-6	0-0	1-4	5	7	1	1	2
Jordan	0-1	0-0	0-0	2	0	1	0	0
Coleman	0-0	0-0	0-0	0	0	0	0	0
Reese	7-11	2-3	1-2	2	17	0	1	0
TEAM	5							
Totals	21-62	7-16	10-16	46	59	9	18	6

Memphis	FG-A	3P-A	FT-A	RB	TP	A TO	B S	Min
Dozier	3-8	0-0	6-9	8	12	0	1	4
Dorsey	6-14	0-0	1-2	11	13	1	2	3
Kemp	4-5	1-1	0-0	7	9	3	1	0
Anderson	2-6	0-2	3-4	3	7	4	2	1
Mack	3-7	1-3	0-0	3	7	1	2	2
Niles	0-2	0-0	2-2	1	2	0	0	0
Hunt	4-15	2-8	1-2	2	11	0	1	2
Allen	1-4	0-2	2-2	1	4	1	1	0
Cooper	2-2	0-0	3-4	2	7	0	0	0
TEAM	3							
Totals	25-63	4-16	18-26	41	72	10	11	12

Tulsa 30 29 — 59
 Memphis 38 34 — 72
Officials: Olson, Higgins, Evans
Attendance: 15,760

Game #20

Southern Miss	64	
Memphis (#11/14)	67	
Jan. 27, 2007 • FedExForum • Memphis, Tenn.		

USM	FG-A	3P-A	FT-A	RB	TP	A TO	B S	Min
Stone	4-7	0-1	7-11	5	15	0	1	0
Bain	1-2	0-0	0-0	3	2	0	0	4
Beasley	1-2	0-0	2-2	3	4	1	3	0
Green	1-2	0-0	0-0	2	2	1	4	0
Wise	10-24	1-3	7-9	3	28	5	5	1
Craft	2-7	0-1	0-0	6	4	0	3	0
Hill	1-5	1-4	0-2	1	3	1	1	0
Dotson	2-3	0-0	2-3	10	6	0	0	0
TEAM	4							
Totals	22-52	2-9	18-27	37	64	8	19	5

Memphis	FG-A	3P-A	FT-A	RB	TP	A TO	B S	Min
Dozier	3-4	1-2	0-0	2	7	0	2	0
Dorsey	3-3	0-0	1-5	16	7	0	2	3
Kemp	0-4	0-1	0-0	0	0	0	2	0
Anderson	2-8	0-0	1-2	2	5	2	0	1
D.-Roberts	3-7	0-1	9-12	1	15	2	3	1
Niles	0-0	0-0	0-2	0	0	0	0	0
Hunt	6-14	4-9	5-7	3	21	1	1	1
Allen	2-7	1-2	3-4	2	8	3	1	0
Mack	1-3	0-1	2-3	1	4	0	0	1
Cooper	0-2	0-0	0-2	2	0	0	1	1
TEAM	2							
Totals	20-52	6-16	21-37	31	67	8	12	8

Southern Miss 25 39 — 64
 Memphis 32 35 — 67
Officials: Hartzell, Christman, Maracich
Attendance: 14,741


Game #21

Memphis (#11/12)	87	
UCF	65	
Jan. 31, 2007 • UCF Arena • Orlando, Fla.		

Memphis	FG-A	3P-A	FT-A	RB	TP	A TO	B S	Min
Dozier	1-4	0-1	3-4	0	5	0	0	1
Dorsey	10-13	0-0	2-4	9	22	0	3	0
Kemp	2-4	1-3	0-2	3	5	1	2	0
Anderson	2-5	0-3	0-0	1	4	3	0	0
D.-Roberts	9-13	0-0	5-5	2	23	4	3	0
Wade	0-0	0-0	0-0	0	0	0	0	0
Willis	1-1	0-0	4-4	1	6	0	0	0
Niles	1-2	0-1	1-2	0	3	0	0	0
Hunt	4-6	2-4	2-2	3	12	2	1	0
Allen	0-2	0-0	0-0	2	0	3	1	0
Mack	2-5	1-2	0-0	4	5	2	1	0
Bailey	0-0	0-0	0-0	0	0	0	0	0
Cooper	1-1	0-0	0-0	0	2	0	0	2
McGrady	0-1	0-0	0-0	0	0	0	0	0
TEAM	1							
Totals	33-57	4-14	17-23	26	87	15	11	0

UCF	FG-A	3P-A	FT-A	RB	TP	A TO	B S	Min
Payne	3-5	1-1	2-5	3	9	1	3	2
Noel	2-4	0-1	2-2	2	6	1	4	0
Peppers	5-11	2-5	8-9	5	20	4	2	1
Zondervan	1-1	0-0	0-0	0	2	0	3	0
O'Donnell	3-7	2-5	1-3	2	9	2	2	0
Taylor	1-5	0-2	0-0	3	2	1	4	0
Cartwright	1-2	0-0	2-2	1	4	1	2	1
Battle	2-4	2-4	1-2	0	7	0	0	0
Davis	0-0	0-0	0-0	0	0	0	1	0
Billings	2-2	0-0	0-0	1	4	0	1	0
Thornton	1-1	0-0	0-0	0	2	0	0	0
Gill	0-0	0-0	0-0	0	0	1	0	0
Loucks	0-0	0-0	0-0	2	0	2	0	0
TEAM	6							
Totals	21-42	7-18	16-23	25	65	13	22	4

Memphis 42 45 — 87
 UCF 27 38 — 65
Officials: Lusk, Whitehead, Chambers
Attendance: 4,805



In the Tigers' win over UCF, Joey Dorsey proved how powerful a post presence he can command. He scored his career-high 22 points off rim-rattling dunks and offensive putbacks. The 6-foot-9 forward also had a career-high five steals.

Game #22

SMU 52
Memphis (#11/12) 88
 Feb. 3, 2007 • FedExForum • Memphis, Tenn.

SMU	FG-A	3P-A	FT-A	RB	TP	A	TO	B	S	Min
Pearson	3-5	0-0	0-0	1	6	2	2	0	1	24
Ofoegbu	6-11	0-0	5-6	3	17	2	3	0	1	36
Fall	2-6	0-0	2-2	2	6	2	0	1	0	19
Willingham	2-8	1-5	1-2	0	6	2	1	0	1	36
Killen	2-6	0-3	0-0	3	4	2	2	0	1	37
Rackauskas	2-6	0-1	1-2	6	5	0	1	2	0	20
Epps	3-13	2-7	0-0	4	8	1	0	0	0	28
TEAM				3			3			
Totals	20-55	3-16	9-12	22	52	11	12	3	4	200

Memphis	FG-A	3P-A	FT-A	RB	TP	A	TO	B	S	Min
Dozier	5-8	0-1	0-2	3	10	0	2	1	0	23
Dorsey	2-3	0-0	3-4	9	7	1	1	2	4	23
Kemp	4-7	3-6	0-0	2	11	6	1	0	1	23
Anderson	1-7	1-4	0-0	3	3	4	1	0	2	22
D.-Roberts	7-10	0-1	1-2	2	15	1	3	0	0	26
Wade	0-0	0-0	0-0	0	0	2	1	0	0	2
Willis	1-1	1-1	0-0	2	3	2	1	0	0	10
Niles	1-2	0-0	0-0	1	2	0	0	0	0	4
Hunt	3-6	3-5	0-0	3	9	0	1	0	1	14
Allen	2-3	1-1	0-0	2	5	6	0	0	0	14
Mack	6-6	5-5	0-0	0	17	2	0	0	0	19
Sandridge	1-1	1-1	0-0	1	3	0	0	0	0	2
Bailey	0-0	0-0	0-0	1	0	0	1	0	0	2
Cooper	1-2	0-0	1-4	4	3	1	0	0	0	14
McGrady	0-0	0-0	0-0	0	0	0	0	0	0	2
TEAM				2						
Totals	34-56	15-25	5-12	35	88	25	12	3	8	200

SMU 26 26 — 52
 Memphis 46 42 — 88
Officials: Randall, Neve, Pyatt
Attendance: 15,748

Game #23

Memphis (#8/10) 70
UAB 56
 Feb. 8, 2007 • Bartow Arena • Birmingham, Ala.

Memphis	FG-A	3P-A	FT-A	RB	TP	A	TO	B	S	Min
Dozier	2-5	0-1	0-0	2	4	1	4	0	0	30
Dorsey	2-6	0-0	2-7	13	6	0	1	4	3	26
Kemp	0-3	0-2	0-0	2	0	1	1	0	0	14
Anderson	0-1	0-1	0-0	1	0	0	0	0	0	4
D.-Roberts	4-13	0-1	2-2	4	10	3	0	1	3	35
Hunt	10-19	7-13	3-4	1	30	0	1	0	3	30
Allen	3-8	0-2	2-2	2	8	3	1	0	2	28
Mack	1-4	1-3	7-7	3	10	0	0	0	0	19
Cooper	1-3	0-0	0-1	7	2	0	0	2	0	14
TEAM				2						
Totals	23-62	8-23	16-23	37	70	8	8	7	11	200

UAB	FG-A	3P-A	FT-A	RB	TP	A	TO	B	S	Min
Holmes	6-9	0-0	2-3	10	14	1	1	1	0	24
Kinnard	3-8	2-5	2-4	12	10	0	3	1	0	37
Delaney III	3-13	0-1	12-14	7	18	2	5	0	1	32
Davis Jr.	0-3	0-2	2-4	2	2	1	1	0	1	26
Mukubu	4-11	0-3	4-5	10	12	1	2	0	0	38
Gibbs	0-2	0-1	0-0	5	0	0	2	0	0	12
Dortch	0-4	0-3	0-0	1	0	0	1	0	0	18
Mayfield	0-1	0-0	0-2	0	0	0	5	0	1	11
Crawford	0-1	0-0	0-0	0	0	0	0	1	0	2
TEAM				3						
Totals	16-52	2-15	22-32	50	56	5	20	3	3	200

Memphis 37 33 — 70
 UAB 25 31 — 56
Officials: Shaw, Wood, Greene
Attendance: 7,453



Less than a month after returning from injury, Chris Douglas-Roberts hit one of the biggest shots in recent Tiger history when his runner in the lane found the bottom of the net for a thrilling 78-77 overtime win at Gonzaga.

Game #24

Tulane 51
Memphis (#8/10) 95
 Feb. 10, 2007 • FedExForum • Memphis, Tenn.

Tulane	FG-A	3P-A	FT-A	RB	TP	A	TO	B	S	Min
Gomez	1-2	0-0	4-6	6	6	1	4	0	1	23
Louisime	0-2	0-0	1-2	0	1	0	2	0	0	13
Sims	0-7	0-3	0-1	2	0	2	3	0	1	31
Moore	3-7	0-2	4-6	4	10	1	0	0	0	32
Wheaton	1-3	0-1	2-4	0	4	0	3	1	0	20
McQueen	2-4	0-0	3-6	4	7	0	1	0	0	18
Stith	0-1	0-0	3-6	6	3	0	2	3	1	19
Garcia	3-6	2-2	0-0	2	8	2	1	0	0	19
Castine	2-4	0-0	3-4	4	7	0	2	0	0	7
Puckett	2-9	1-4	0-0	1	5	0	3	0	0	18
TEAM				3						
Totals	14-45	3-12	20-35	32	51	6	21	4	3	200

Memphis	FG-A	3P-A	FT-A	RB	TP	A	TO	B	S	Min
Dozier	4-7	1-2	4-5	7	13	1	0	0	0	20
Dorsey	3-4	0-0	1-4	6	7	1	0	4	2	15
Kemp	5-7	2-2	1-2	1	13	4	0	0	1	25
D.-Roberts	3-9	0-0	6-9	2	12	1	0	1	3	23
Mack	3-7	2-4	1-2	4	9	3	1	0	3	23
Wade	0-2	0-0	0-0	0	0	1	0	0	0	4
Willis	3-6	2-3	4-5	1	12	1	2	1	2	18
Niles	0-0	0-0	0-0	4	0	0	0	1	0	12
Hunt	4-8	1-5	2-4	1	11	2	2	0	3	20
Allen	1-2	0-0	0-0	3	2	2	3	0	0	14
Sandridge	1-1	1-1	0-0	0	3	0	0	0	0	4
Bailey	2-2	0-0	2-2	1	6	0	1	0	0	4
Cooper	2-6	0-0	2-2	6	6	0	0	2	0	14
McGrady	0-0	0-0	1-2	0	1	1	0	0	0	4
TEAM				4						
Totals	31-61	9-17	24-37	40	95	17	9	9	14	200

Tulane 29 22 — 51
 Memphis 51 44 — 95
Officials: Breeding, Malham, Evans
Attendance: 17,176

Game #25

Memphis (#8/9) 69
Tulsa 52
 Feb. 14, 2007 • Reynolds Center • Tulsa, Okla.

Memphis	FG-A	3P-A	FT-A	RB	TP	A	TO	B	S	Min
Dozier	3-10	0-1	1-4	10	7	1	0	3	2	32
Dorsey	0-0	0-0	3-6	1	3	0	1	0	1	13
Kemp	0-4	0-2	0-0	1	0	0	0	0	0	22
Anderson	5-13	1-5	4-4	7	15	1	0	0	3	33
D.-Roberts	5-10	0-0	10-12	3	20	0	2	0	4	23
Wade	0-0	0-0	0-0	0	0	0	0	0	0	1
Willis	0-1	0-0	0-0	0	0	0	0	0	0	5
Niles	0-0	0-0	0-0	0	0	0	0	1	0	6
Hunt	2-7	0-2	4-6	2	8	1	0	0	0	21
Allen	3-7	1-3	1-2	3	8	1	3	0	1	20
Mack	0-0	0-0	0-0	2	0	0	0	0	0	7
Cooper	4-7	0-0	0-1	6	8	1	1	0	0	17
TEAM				6						
Totals	22-59	2-13	23-35	41	69	5	7	4	11	200

Tulsa	FG-A	3P-A	FT-A	RB	TP	A	TO	B	S	Min
McLean	4-6	0-0	8-11	8	16	0	2	4	0	24
Jordan	2-5	0-0	0-1	7	4	0	2	3	0	20
Uzoh	2-7	0-2	5-6	6	9	0	1	1	1	32
Hill	1-4	1-3	0-0	1	3	1	1	0	0	14
Earls	2-8	1-4	0-0	2	5	1	5	0	2	27
Walls	0-1	0-0	1-3	2	1	0	1	1	0	12
McDade	1-7	0-2	1-2	3	3	2	2	0	0	28
Crow	3-7	0-2	0-0	4	6	0	4	1	1	16
Ramsdell	0-0	0-0	0-0	1	0	0	0	0	0	4
Coleman	0-2	0-2	1-2	0	1	0	0	0	0	4
Mitchell	0-1	0-0	0-0	2	0	0	0	0	0	4
Reese	1-2	0-0	2-4	1	4	0	0	1	0	15
TEAM				7						
Totals	16-50	2-15	18-29	44	52	4	19	11	4	200

Memphis 34 35 — 69
 Tulsa 24 28 — 52
Officials: Eades, Kennedy, Neve
Attendance: 6,081

Game #26

Memphis (#8/9) 78
Gonzaga (ot) 77
 Feb. 17, 2007 • Spokane Arena • Spokane, Wash.
 Ronald McDonald House Classic

Memphis	FG-A	3P-A	FT-A	RB	TP	A	TO	B	S	Min
Dozier	4-8	1-2	5-9	5	14	2	3	2	0	32
Dorsey	6-9	0-1	3-6	12	15	0	1	5	2	40
Kemp	0-3	0-2	0-0	1	0	3	1	0	0	18
Anderson	5-11	2-5	0-0	2	12	2	1	0	2	36
D.-Roberts	6-15	0-3	1-4	2	13	2	3	0	2	37
Willis	0-0	0-0	1-2	1	1	1	1	0	0	1
Hunt	2-6	2-5	6-6	2	12	0	3	1	2	19
Allen	1-6	1-3	2-4	4	5	3	1	0	2	30
Mack	2-3	2-2	0-0	0	6	1	0	0	1	7
Cooper	0-0	0-0	0-1	1	0	0	0	0	0	5
TEAM				7						
Totals	26-61	8-23	18-32	37	78	14	15	8	11	225

Gonzaga	FG-A	3P-A	FT-A	RB	TP	A	TO	B	S	Min
Kuso	3-3	0-0	3-6	8	9	0	3	1	1	31
Mallon	1-3	0-1	2-3	4	4	0	1	0	0	19
Pargo	6-16	2-3	3-4	9	17	5	3	0	1	45
Raivio	8-16	1-1	4-4	1	21	4	1	0	0	45
Bouldin	3-8	0-2								

Game #27



Rice 63
Memphis (#7/7) 99

Feb. 22, 2007 • FedExForum • Memphis, Tenn.

Rice	FG-A	3P-A	FT-A	RB	TP	A TO	B S	Min
Packevicius	0-4	0-0	4-4	5	4	1	1 2	29
Britton	2-7	0-0	2-3	0	6	0	5 0	28
Williams	2-6	1-2	3-3	4	8	6	4 0	29
Almond	5-14	1-3	4-5	10	15	3	6 1	31
Pflieger	4-6	2-4	0-0	2	10	2	0 0	18
Hagan	3-8	0-3	0-0	2	6	1	1 0	16
Foster	2-5	1-3	1-2	2	6	2	1 0	17
Belton	1-3	0-0	0-0	1	2	1	0 0	9
Ghoram	0-1	0-1	0-0	0	0	0	0 0	3
Perka	3-5	0-0	0-0	3	6	0	2 0	20
TEAM				4				
Totals	22-59	5-16	14-17	33	63	16	20 3	200

Memphis	FG-A	3P-A	FT-A	RB	TP	A TO	B S	Min
Dozier	4-9	0-1	2-3	7	10	0	3 1	22
Dorsey	3-4	0-0	1-1	6	7	1	1 7	18
Kemp	8-10	4-6	0-0	0	20	2	0 0	3
Anderson	5-11	4-8	0-0	5	14	6	0 1	30
D.-Roberts	6-9	0-1	2-3	3	14	5	2 0	18
Wade	1-1	1-1	0-0	0	3	0	0 0	4
Willis	1-3	0-1	0-0	3	2	2	1 0	11
Niles	0-0	0-0	0-0	4	0	0	1 0	10
Hunt	5-13	5-11	1-2	2	16	1	2 0	26
Allen	1-3	0-2	2-2	2	4	5	1 0	21
Sandridge	1-1	1-1	0-0	1	3	0	0 0	3
Bailey	0-0	0-0	0-0	0	0	0	0 0	1
Cooper	3-4	0-0	0-0	4	6	0	1 0	10
McGrady	0-1	0-0	0-0	0	0	0	0 0	1
TEAM				1				
Totals	38-69	15-32	8-11	38	99	22	12 9	200

Rice 34 29 — 63
Memphis 52 47 — 99
Officials: Burr, Hillary, Higgins; Attendance: 15,020

Game #28



Houston 64
Memphis (#7/7) 77

Feb. 25, 2007 • FedExForum • Memphis, Tenn.

Houston	FG-A	3P-A	FT-A	RB	TP	A TO	B S	Min
Thorpe	1-5	0-1	3-6	7	5	0	2 0	31
Toney	3-7	1-2	2-2	6	9	0	4 1	26
Dowell	1-3	1-3	0-0	3	3	2	2 0	20
McKiver	13-28	5-16	1-1	2	32	3	3 0	39
Lafayette	2-10	2-6	1-2	9	7	2	1 1	26
Lee	2-3	0-0	0-0	1	4	1	1 0	17
Mosley	1-1	0-0	0-0	4	2	0	0 1	18
Malone	0-0	0-0	0-0	0	0	0	1 0	3
Jones	1-1	0-0	0-0	1	2	1	1 1	20
TEAM				3				
Totals	24-58	9-28	7-11	36	64	9	16 4	200

Memphis	FG-A	3P-A	FT-A	RB	TP	A TO	B S	Min
Hunt	4-12	2-7	4-6	1	14	1	0 0	30
Dorsey	8-10	0-0	0-2	10	16	0	0 1	36
Wade	0-1	0-0	0-0	0	0	1	0 0	3
D.-Roberts	7-14	0-2	5-7	2	19	2	2 0	27
Sandridge	0-0	0-0	0-0	0	0	0	0 0	3
Kemp	2-3	2-2	1-2	3	7	3	0 1	23
Dozier	1-1	0-0	2-5	5	4	2	2 0	26
Willis	0-1	0-1	0-0	0	0	0	0 0	1
Anderson	1-6	0-1	0-0	3	2	1	3 0	20
Allen	2-6	1-1	0-0	0	5	1	1 0	10
Mack	4-6	1-1	0-0	2	9	0	1 0	16
Cooper	0-0	0-0	1-2	2	1	0	0 0	4
McGrady	0-0	0-0	0-0	0	0	0	0 0	1
TEAM				6				
Totals	29-60	6-15	13-24	34	77	11	10 2	200

Houston 26 38 — 64
Memphis 38 39 — 77
Officials: Thornley, Higgins, Olson; Attendance: 16,924

Game #29




Memphis (#6/7) 78
UTEP 67

Mar. 1, 2007 • Don Haskins Center • El Paso, Texas

Memphis	FG-A	3P-A	FT-A	RB	TP	A TO	B S	Min
Dozier	1-6	0-1	1-2	7	3	1	2 5	22
Dorsey	3-6	0-0	0-2	6	6	0	0 1	24
Kemp	2-5	2-5	0-3	0	6	1	0 0	16
Anderson	2-7	0-3	2-4	9	6	5	1 0	34
D.-Roberts	8-13	2-2	3-3	4	21	2	3 1	28
Hunt	5-11	4-7	5-8	6	19	2	1 0	29
Allen	2-11	1-6	0-3	6	5	5	3 0	25
Mack	4-7	2-4	0-0	4	10	0	3 0	14
Cooper	1-2	0-0	0-0	1	2	1	1 0	8
TEAM				4				
Totals	28-68	11-28	11-25	47	78	17	15 7	200

UTEP	FG-A	3P-A	FT-A	RB	TP	A TO	B S	Min
Vanwright	1-1	0-0	0-0	1	2	1	3 0	16
Ramalho	1-7	0-0	0-0	3	2	0	2 0	23
Henderson	2-7	2-6	0-0	4	6	5	2 1	33
Jackson	6-10	0-1	7-10	12	19	0	2 1	38
Kilgore	5-7	0-0	2-3	0	12	3	4 0	31
Alvin	0-3	0-1	1-3	3	1	5	4 0	17
Thomas	4-9	0-0	3-5	1	11	0	1 3	17
Sampson	5-7	4-6	0-1	4	14	1	2 2	21
Clarke	0-0	0-0	0-0	4	0	0	0 0	4
TEAM				1				
Totals	24-51	6-14	13-22	33	67	15	21 7	200

Memphis 40 38 — 78
UTEP 36 31 — 67
Officials: Welmer, Whitehead, Hillary
Attendance: 11,066



Memphis and Tiger Nation welcomed Rock & Roll royalty to the Feb. 25 Conference USA game versus Houston when Priscilla Presley watched the Tigers defeat the Cougars in their home finale. Priscilla, who was given an honorary letter jacket during halftime ceremonies, was on hand to establish two scholarship at the University in the name of Elvis Presley Charitable Foundation. She was the guest of Memphis Athletics Director R.C. Johnson and his wife, Melba.

Game #30



Memphis (#6/7) 64
SMU 61

Mar. 3, 2007 • Moody Coliseum • Dallas, Texas

Memphis	FG-A	3P-A	FT-A	RB	TP	A TO	B S	Min
Kemp	1-3	1-3	0-0	3	3	1	1 0	16
Dozier	2-6	1-1	1-2	7	6	1	3 2	29
Anderson	1-3	0-2	0-2	3	2	3	4 0	25
D.-Roberts	7-14	2-4	3-6	4	19	1	0 0	31
Dorsey	4-5	0-0	5-5	7	13	0	0 2	21
Niles	2-3	0-0	1-2	4	5	0	1 2	7
Hunt	3-14	1-9	4-6	4	11	2	3 0	25
Allen	0-3	0-2	3-4	2	3	3	0 0	26
Mack	0-2	0-2	0-0	3	0	1	0 0	12
Cooper	1-3	0-0	0-0	2	2	0	0 0	8
TEAM				2				
Totals	21-56	5-23	17-27	41	64	12	12 4	200

SMU	FG-A	3P-A	FT-A	RB	TP	A TO	B S	Min
Pearson	6-13	3-4	1-2	9	16	0	1 2	38
Willingham	1-8	1-7	0-0	2	3	3	2 0	40
Ofoegbu	6-15	2-6	7-12	6	21	1	7 0	40
Killen	2-8	1-4	2-2	5	7	7	2 0	36
Rackauskas	5-6	1-2	3-5	4	14	0	0 0	28
Ritter	0-0	0-0	0-0	1	0	0	0 0	6
Spencer	0-1	0-0	0-2	2	0	0	1 0	12
TEAM				4				
Totals	20-51	8-23	13-23	33	61	11	13 2	200

Memphis 29 35 — 64
SMU 28 33 — 61
Officials: Mathis, Rennegarbe, Evans
Attendance: 3,592

Game #30



Marshall 71
Memphis (#5/5) 92

Mar. 8, 2007 • FedExForum • Memphis, Tenn.
Conference USA Tournament • Quarterfinal

Marshall	FG-A	3P-A	FT-A	RB	TP	A TO	B S	Min
Humphrey	5-10	3-5	1-2	5	14	0	3 0	29
Bro Grebe	2-2	0-0	1-2	4	5	1	2 2	9
Ross	2-7	0-1	2-2	1	6	1	3 0	31
Aikens	1-9	1-4	2-2	1	5	2	1 0	27
Dorris	6-10	2-3	7-8	5	21	1	4 0	29
Merthie	3-5	0-0	2-3	1	8	2	4 0	17
Whitted	2-7	2-6	0-0	2	6	1	0 0	23
Jackson	0-0	0-0	2-2	2	2	0	1 0	7
Marshall	1-1	0-0	0-0	1	2	0	1 0	5
Wilkerson	1-1	0-0	0-0	3	2	1	1 1	13
Oglesby	0-0	0-0	0-0	0	0	0	0 1	10
TEAM				4				
Totals	23-52	8-19	17-21	29	71	9	22 5	200

Memphis	FG-A	3P-A	FT-A	RB	TP	A TO	B S	Min
Dozier	4-9	0-0	2-5	7	10	2	3 1	26
Dorsey	4-8	0-0	6-10	11	14	1	1 1	28
Kemp	0-4	0-2	2-2	2	2	1	1 0	26
Anderson	2-6	1-4	0-2	1	5	7	1 1	28
D.-Roberts	4-6	0-0	3-3	6	11	3	3 0	20
Niles	0-0	0-0	0-0	3	0	1	2 1	6
Hunt	7-15	2-7	3-3	1	19	4	3 1	25
Allen	1-2	1-2	1-2	0	4	2	2 0	19
Mack	7-11	5-7	0-0	3	19	1	0 0	15
Cooper	3-3	0-0	2-2	1	8	0	0 0	7
TEAM				0				
Totals	32-64	9-22	19-29	35	92	22	16 5	200

Marshall 31 40 — 71
Memphis 52 40 — 92
Officials: Edsall, Lusk, Rose; Attendance: 10,494

Game #32

Tulane 49
 Memphis (#5/5) 71
 Mar. 9, 2007 • FedExForum • Memphis, Tenn.
 Conference USA Tournament • Semifinal

Tulane	FG-A	3P-A	FT-A	RB	TP	A TO	B S	Min
Gomez	0-3	0-0	0-0	3	0	1	1 2	0 18
Louisme	1-4	0-0	1-2	1	3	0	0 1	0 8
Sims	2-8	1-3	2-2	4	7	1	6 0	1 32
Moore	4-6	1-2	0-0	5	9	0	3 0	3 25
Wheaton	1-5	1-2	0-0	2	3	0	1 0	0 15
McQueen	1-9	0-0	1-3	4	3	0	2 0	1 18
Stith	4-5	0-1	6-7	7	14	3	3 3	0 24
Garcia	1-8	0-3	0-0	5	2	3	4 0	2 27
Castine	1-2	0-0	1-1	3	3	1	0 0	0 12
Puckett	2-8	0-0	1-4	7	5	0	2 0	0 21
TEAM				3				
Totals	17-58	3-11	12-19	44	49	9	22 6	7 200

Memphis	FG-A	3P-A	FT-A	RB	TP	A TO	B S	Min
Dozier	1-8	0-1	2-2	9	4	2	2 1	0 21
Dorsey	0-1	0-0	3-6	6	3	0	1 0	0 18
Kemp	3-5	0-1	0-0	3	6	1	4 0	1 24
Anderson	3-8	0-1	3-3	4	9	5	0 0	4 23
D.-Roberts	7-13	1-1	2-5	2	17	0	1 1	2 21
Wade	1-1	0-0	0-0	0	2	0	1 0	1 3
Willis	1-3	1-2	0-0	1	3	0	1 0	0 8
Niles	0-0	0-0	1-2	1	1	0	1 0	0 10
Hunt	4-13	0-6	2-2	4	10	0	0 0	1 23
Allen	2-2	2-2	0-0	1	6	3	1 0	3 13
Mack	3-5	2-4	0-0	3	8	0	1 1	0 19
Sandridge	0-0	0-0	0-0	0	0	0	0 0	0 2
Cooper	1-5	0-0	0-0	4	2	0	1 2	0 13
McGrady	0-0	0-0	0-0	0	0	0	0 0	0 2
TEAM				6				
Totals	26-64	6-18	13-20	44	71	11	14 5	12 200

Tulane 22 27 — 49
 Memphis 41 30 — 71

Officials: Olson, Rose, Mathis; Attendance: 11,002

Game #33

Houston 59
 Memphis (#5/5) 71
 Mar. 10, 2007 • FedExForum • Memphis, Tenn.
 Conference USA Tournament • Championship

Houston	FG-A	3P-A	FT-A	RB	TP	A TO	B S	Min
Dowell	1-5	1-4	5-6	7	8	1	0 3	0 31
Thorpe	4-7	3-6	4-6	5	15	1	1 1	1 39
McKiver	2-10	0-3	3-6	5	7	1	3 0	0 35
Malone	3-10	0-3	0-1	2	6	0	4 0	2 31
Lafayette	8-10	3-5	4-6	5	23	2	2 0	1 40
Lee	0-0	0-0	0-1	0	0	0	2 0	0 9
Mosley	0-0	0-0	0-0	0	0	0	0 0	0 1
Jones	0-0	0-0	0-0	0	0	1	0 0	0 9
Toney	0-1	0-0	0-0	0	0	0	1 0	1 5
TEAM				1				
Totals	18-43	7-21	16-26	25	59	6	13 4	5 200

Memphis	FG-A	3P-A	FT-A	RB	TP	A TO	B S	Min
Dozier	3-5	1-2	1-5	10	8	1	2 1	0 28
Dorsey	2-5	0-0	5-11	13	9	0	2 1	2 36
Kemp	4-7	2-4	0-2	2	10	2	1 0	0 23
Anderson	6-8	1-2	4-6	5	17	5	1 0	0 27
D.-Roberts	6-11	1-2	4-5	0	17	2	4 1	2 35
Niles	0-0	0-0	0-0	0	0	0	0 0	0 1
Hunt	1-6	0-2	0-2	3	2	1	0 1	0 17
Allen	1-5	1-3	0-0	1	3	2	1 0	1 17
Mack	2-4	1-3	0-0	1	5	1	2 0	0 14
Cooper	0-0	0-0	0-0	0	0	0	0 0	0 2
TEAM				2			1	
Totals	25-51	7-18	14-31	37	71	14	14 4	5 200

Houston 29 30 — 59
 Memphis 40 31 — 71

Officials: O'Neill, Olson, Rose; Attendance: 15,468

Game #34

North Texas 58
 Memphis (#5/5) 73
 Mar. 10, 2007 • New Orleans Arena • New Orleans, La.
 NCAA Tournament • South Region First Round

N. Texas	FG-A	3P-A	FT-A	RB	TP	A TO	B S	Min
Wooden	6-9	0-0	4-4	3	16	1	3 0	0 29
Williams	3-8	0-0	3-4	9	9	1	3 3	0 26
Bell	1-6	0-1	2-4	4	4	5	3 0	2 27
Davis	4-10	2-3	2-3	0	12	1	0 0	1 25
Watson	3-8	2-4	5-6	1	13	0	1 1	1 32
Sturns	1-6	0-1	0-0	5	2	2	5 0	1 15
Young	0-2	0-1	0-0	9	0	2	2 1	0 27
Mangrum	0-0	0-0	0-0	0	0	0	0 0	0 0+
Stewart	0-1	0-0	0-0	0	0	0	1 0	0 8
Howerton	1-3	0-0	0-1	1	2	0	0 0	1 11
TEAM				2			1	
Totals	19-53	4-10	16-22	34	58	12	19 5	6 200

Memphis	FG-A	3P-A	FT-A	RB	TP	A TO	B S	Min
Dozier	4-10	0-2	3-4	7	11	2	5 5	1 29
Dorsey	4-11	0-0	1-5	15	9	2	2 1	0 33
Kemp	0-1	0-1	0-0	2	0	0	0 0	0 9
Anderson	3-4	0-0	0-0	2	6	0	3 0	0 20
D.-Roberts	6-11	0-2	4-4	5	16	2	2 1	0 24
Niles	0-1	0-0	0-0	1	0	0	1 0	0 3
Hunt	3-11	1-5	2-2	5	9	1	1 0	1 24
Allen	4-10	2-3	4-6	1	14	4	2 0	3 36
Mack	1-3	1-3	5-6	2	8	1	0 1	1 20
Cooper	0-0	0-0	0-0	0	0	0	0 0	0 2
TEAM				5				
Totals	25-62	4-16	19-27	45	73	12	16 8	6 200

North Texas 28 30 — 58
 Memphis 37 36 — 73

Officials: Greenwood, Connolly, Reed

Attendance: 13,393

Game #35

Nevada (#15/13) 62
 Memphis (#5/5) 78
 Mar. 18, 2007 • New Orleans Arena • New Orleans, La.
 NCAA Tournament • South Region Second Round

Nevada	FG-A	3P-A	FT-A	RB	TP	A TO	B S	Min
Fazekas	7-18	0-3	6-7	7	20	1	3 3	1 37
Ikovlev	3-5	3-4	2-2	5	11	2	2 0	0 32
Shiloh	1-6	0-3	7-8	4	9	3	1 0	2 35
Kemp	8-17	2-8	0-0	6	18	4	5 0	2 36
Sessions	1-8	0-1	0-0	1	2	5	3 1	0 34
Fields	1-1	0-0	0-0	0	2	0	0 0	0 1
Burleson	0-1	0-1	0-0	2	0	0	0 0	0 12
LaGrone	0-0	0-0	0-0	1	0	0	0 0	0 1
Hanson	0-1	0-1	0-0	1	0	0	0 0	0 3
Ellis	0-0	0-0	0-0	0	0	0	0 0	0 0+
McGee	0-0	0-0	0-0	0	0	1	0 1	0 9
TEAM				3				
Totals	21-57	5-21	15-17	30	62	16	14 5	5 200

Memphis	FG-A	3P-A	FT-A	RB	TP	A TO	B S	Min
Dozier	4-7	1-1	0-0	8	9	0	1 2	2 34
Dorsey	2-3	0-0	4-6	9	8	1	2 2	0 30
Kemp	0-5	0-2	0-0	1	0	0	0 0	0 11
Anderson	4-9	1-1	5-8	10	14	4	0 0	1 37
D.-Roberts	3-8	0-1	10-12	3	16	1	1 1	1 23
Hunt	4-13	2-7	6-7	1	16	0	2 0	1 23
Allen	4-8	1-3	1-1	2	10	4	2 0	2 29
Mack	1-3	1-2	0-0	2	3	0	2 0	0 8
Cooper	1-3	0-0	0-0	3	2	0	0 0	0 5
TEAM				1				
Totals	23-59	6-17	26-34	40	78	10	10 5	7 200

Nevada 33 29 — 62
 Memphis 37 41 — 78

Officials: O'Neill, Greenwood, Hillary

Attendance: 13,594

Game #36

Texas A&M (#9/9) 64
 Memphis (#5/5) 65
 Mar. 22, 2007 • Alamodome • San Antonio, Texas
 NCAA Tournament • South Region Semifinal

TA&M	FG-A	3P-A	FT-A	RB	TP	A TO	B S	Min
Carter	1-4	1-3	1-2	6	4	1	1 0	1 32
Jones	7-11	0-1	0-1	5	14	1	2 0	1 29
Kavaliauskas	7-13	0-0	3-3	8	17	2	2 0	0 32
Law IV	6-17	1-3	0-0	5	13	1	0 0	0 37
Kirk	2-4	0-1	0-2	2	4	7	0 0	1 28
Johnston	0-0	0-0	0-0	0	0	0	0 0	0 2
Sloan	2-6	0-1	1-2	2	5	1	1 0	0 21
Lee	1-1	1-1	0-0	0	3	0	0 0	0 2
Davis	1-1	0-0	0-0	1	2	1	0 0	0 7
Pompey	1-2	0-0	0-0	1	2	0	2 0	1 10
TEAM				6				
Totals	28-59	3-10	5-10	36	64	14	8 0	4 200

Memphis	FG-A	3P-A	FT-A	RB	TP	A TO	B S	Min
Dozier	2-6	0-1	0-0	5	4	0	0 2	0 21
Dorsey	4-6	0-0	0-0	4	8	0	2 1	1 28
Kemp	3-5	1-2	0-0	0	7	1	0 0	0 14
Anderson	1-6	0-2	3-6	4	5	3	2 1	0 29
D.-Roberts	5-8	0-2	5-7	4	15	1	1 0	0 37
Niles	0-3	0-0	0-0	0	0	0	0 0	0 2
Hunt	6-12	3-7	4-5	4	19	2	0 1	1 26
Allen	1-5	0-2	2-3	4	4	1	2 0	0 24
Mack	1-2	1-1	0-0	0	3	0	0 0	0 6
Cooper	0-1	0-0	0-0	2	0	0	1 1	0 13
TEAM				4				
Totals	23-54	5-17	14-21	31	65	8	8 6	2 200

Texas A&M 42 22 — 64
 Memphis 37 28 — 65

Officials: Hess, Hughes, Lindsay

Attendance: 26,776

Game #37

Memphis (#5/5) 76
 Ohio State (#1/1) 92
 Mar. 24, 2007 • Alamodome • San Antonio, Texas
 NCAA Tournament • South Region Championship

Memphis	FG-A	3P-A	FT-A	RB	TP	A TO	B S	Min
Dozier	3-8	0-0	3-4	11	9	2	2 1	1 33
Dorsey	0-0	0-0	0-2	3	0	0	0 0	0 19
Kemp	4-10	4-5	0-0	1	12	1	2 0	0 22
Anderson	5-14	0-4	0-0	3	10	4	3 0	1 29
D.-Roberts	6-10	0-1	2-4	4	14	1	2 2	1 24
Hunt	6-16	5-11	9-10	4	26	0	1 0	1 35
Allen	0-3	0-0	0-0	3	0	2	0 0	0 14
Mack	1-2							

Jeremy Hunt





- Graduated in August 2006 with a degree in University College/African American Community and Sports Education
- Played in 103 games and started 27
- Tigers had an 84-19 record (.816 winning percentage) in games in which he played (16-16 mark when he did not play)
- Had career averages of 11.1 points and 3.4 rebounds
- Became the 42nd player in Memphis basketball history to reach the 1,000-point milestone in 2006-07
- Finished career in No. 28 spot on the Tiger career scoring chart with 1,145 points
- Hit 167 career three-pointers, which is No. 3 in Tiger hoops history
- Hit 89 three-pointers in 2006-07, the second-most for a single season in Memphis basketball history
- Ranked the No. 2 sixth-man in nation in terms of scoring average (14.1 ppg) in 2006-07
- Named to the 2007 NCAA Tournament All-South Region Team
- Finished career with a 26-point performance vs. Ohio State in the NCAA Tournament South Region final (Elite Eight)
- Named to the 2007 NABC All-District 7 second team
- Selected to the 2007 All-Conference USA second team
- Scored a career-high 30 points vs. UAB
- Tied a school record with seven three-pointers vs. UAB (also a career high)

Jared Sandridge



- Played in 19 games in his two-year Tiger career
- Received only career starting nod on 2007 "Senior Day" vs. Houston
- Transferred to the Memphis program after playing his first two collegiate years at Angelina College in Texas
- When transferred, returned home to Memphis, where he starred at Christian Brothers High School
- Posted career averages of 0.7 points and 0.1 rebounds
- Had a career 33.3 percentage from the arc
- Memphis posted a combined record of 66-8 in his two years
- Was a member of two NCAA Tournament teams (2006, 2007) and both advanced to the NCAA Tournament Elite Eight
- The Tigers won consecutive Conference USA regular season and tournament titles in 2005-06 and 2006-07
- The 2006-07 team posted a perfect 16-0 C-USA record and was only the second team in league history to go undefeated in conference regular season play
- That squad also won the C-USA Tournament title, becoming the first team in conference history to post an undefeated league regular season mark and also win the tournament crown
- Saw action in eight games his senior season
- Shot 60 percent from the three-point line his senior season

Clyde Wade



- Graduated in May 2007 with a degree in Sport and Leisure Studies
- Returned to the court in 2005-06 after missing most of the two previous seasons
- Played three full seasons at Memphis
- Saw action in 54 games and started two contests
- Averaged 1.3 points and 0.4 boards
- Shot 42.9 percent from the floor and 36.8 percent from the three-point line
- Memphis posted a combined record of 111-31 in his four years
- Was a member of three NCAA Tournament teams (2003, 2006, 2007) and one NIT squad (2005)
- Tigers advanced to the NCAA Tournament Elite Eight in 2006 and 2007
- The 2004-05 Memphis team advanced to the NIT final four
- The Tigers won consecutive Conference USA regular season and tournament titles in 2005-06 and 2006-07
- The 2006-07 team posted a perfect 16-0 C-USA record and was only the second team in league history to go undefeated in conference regular season play
- That squad also won the C-USA Tournament title, becoming the first team in conference history to post an undefeated league regular season mark and also win the tournament crown
- As a senior, saw action in 12 games and started one
- Received the first start of his career vs. Furman as a freshman in 2002-03
- Scored a career-high 10 points vs. the Paladins

HUNT CAREER STATISTICS

Year	GP-GS	Min/Avg	— Total —			— 3-Point —			— Rebounds —								
			FG-A	Pct	FT-A	Pct	FG-A	Pct	FT-A	Pct	Off-Def	Tot	Avg	PF-FO	A	TO	B
4 years	102-27	2475/24.3	338-897	.377	162-484	.335	281-428	.657	90-260	350	3.4	213-4	227	198	26	121	1119-11.0

SANDRIDGE CAREER STATISTICS

Year	GP-GS	Min/Avg	— Total —			— 3-Point —			— Rebounds —								
			FG-A	Pct	FT-A	Pct	FG-A	Pct	FT-A	Pct	Off-Def	Tot	Avg	PF-FO	A	TO	B
2 years	19-1	41/2.2	5-15	.333	4-12	.333	0-0	.000	1-1	2	0.1	2-0	1	2	0	2	14-0.7

WADE CAREER STATISTICS

Year	GP-GS	Min/Avg	— Total —			— 3-Point —			— Rebounds —								
			FG-A	Pct	FT-A	Pct	FG-A	Pct	FT-A	Pct	Off-Def	Tot	Avg	PF-FO	A	TO	B
4 years	54-2	255/4.7	24-56	.429	7-19	.368	14-21	.667	4-16	20	0.4	19-0	38	29	0	20	69-1.3