

Following are chronological notes and interesting facts about the tradition-rich history of Memphis basketball. If you have any questions or can add something to this section, please call Lamar Chance, basketball media relations director at (901) 678-2337.

1920s

- ▶ In the 1920s, West Tennessee State Normal School played its games in the Normal Cage, the YMCA and the Messick High School gym. The Normal Cage was a room in the Administration Building with the floor marked with the dimensions of a basketball court. The court allowed barely six inches from the court sidelines to the room's walls.
- ▶ Memphis Normal's first head coach was Frederick Grantham, who also started for the Tigers at forward. Grantham led U of M to a 22-8 record in his only season as player/coach. At this time, the Tigers were members of the Scholastic League and finished second in 1920-21.
- ▶ The second-winningest coach in Memphis history is Zach Curlin, who began his coaching career in 1924. Curlin was Mr. Everything, coaching basketball, baseball and football for 23 years at Memphis, while also serving as director of athletics and physical education. The Tigers lost to Memphis YMCA on Feb. 27, 1925, for the city championship.
- ▶ In the Jan. 25, 1925, *Commercial Appeal*, it was stated that "popular prices" for Tiger games would be 50 cents for adults and 25 cents for students and children.
- ▶ In 1928, the Tigers played their first season in the Mississippi Valley Conference and wound up playing in the title game against UT Martin Junior College. UT Martin won the game 38-37.
- ▶ The West Tennessee State Normal Tigers began the 1929 season playing in Memorial Gym, the school's new \$100,000 on campus facility. The first game in the new gym was against Cumberland College on Jan. 14, 1929, and the Tigers won 40-27. Normal's best player, Slick Headden, was suspended for an infraction of training rules and did not play in the contest. That year, the Tigers finished second in the Mississippi Valley Conference and placed three players on the All-Conference team.

1930s

- ▶ Some of the outstanding players in the 1930s were Sam Hindsman, Milton Mayo, Bert Barnes, Doc Howell, Clyde Moore, Mooney Boswell, Red Humphreys, Jack Dodds, James Stroup, Elmer Vaughn, Otho Lynch, James (J.T.) Crawford and Alton Gardner.
- ▶ In the 1932 Mississippi Valley Tournament in Jackson, Tenn., the Tigers were scheduled to

play Sunflower Junior College, but Sunflower withdrew from the tourney. Officials of the tournament prepared to rearrange the bracket to give the Tigers another opening round opponent. Curlin threatened to withdraw from the tournament because he thought the Tigers were entitled to a bye. Curlin, however, decided to play UT Martin and won 44-25.

- ▶ The Tigers upset Jacksonville (Ala.) on January 22, 1937, at Memorial Gym. The win was big because all of Jacksonville's players were over six-feet tall, including its center who stood 6-5. The Tigers' tallest player was 6-2.
- ▶ On March 10, 1937, the *Commercial Appeal* wrote that Curlin, who had coached football for 15 years, would coach only basketball and serve as athletic director.
- ▶ The 1937-38 team had the dubious distinction of losing all 14 games it played. It stands as the only winless season in Tiger basketball history.

1940s

- ▶ Some of the top players in the 1940s were Leslie Steele, Sam Hindsman, Howard Street, E.L. Hutton, Wayne Franklin, Randall Smith, Coy Creason, Phil Hodson, Bennie Reed, Jack Graninger and Van Mathis.
- ▶ In 1941, West Tennessee State Teachers College became Memphis State College. The Tigers went on to win nine of 17 games that year under their new name and claimed the city championship by defeating Southwestern twice.
- ▶ The 1940-41 season saw the Tigers fall to the World Champion New York Celtics, 48-43, in Memorial Gym. The Celtics agreed prior to the game that they would not take any free throws, instead, getting the ball out of bounds. For three full quarters, forward Davey Banks

and crew gave a dazzling exhibition and scored almost at will. Midway through the fourth quarter and leading by eight points, the Celtics famed comical circus went into action. At one point, Banks played for the Tigers and even the referee, Marion Hale, scored a bucket for the home team.

- ▶ The Tigers lost to Goldcrest 54-43 in front of 1,500 spectators at the Gaston Community Center. The game was part of a jubilee to raise money for the Dr. James Naismith Memorial.
- ▶ In a 72-41 win over Southwestern for the city championship in the 1941-42 season, star forward Leslie Steele scored a then record 42 points in front of a crowd of 600. It was the first time in Tiger history a player had scored over 40 points in a single game.
- ▶ There was no team in 1943-44 due to World War II, and the 1944-45 squad had to be made up of freshmen under the age of 18. Birthdays rolled around and two of the starters received presidential draft greetings.
- ▶ The 1947-48 season was the last season that Zach Curlin served as head coach.
- ▶ McCoy Tarry, known as the "little red head," became the fifth head coach in U of M history in 1948. Tarry came to Memphis from Brewers High School in Brewers, Ky. One part of Tarry's strategy was the use of five guards at the same time once the Tigers had a slight lead. The fivesome would then use their speed and quickness to freeze the basketball.
- ▶ Due to large crowds in the 1949-50 season, two games had to be moved to Messick High Gym and the Shelby County Building.



Memphis played its games in Memorial Gym from 1929-51, compiling a 106-67 record.

H
i
s
t
o
r
y

1950s

- ▶ The 1950s was a time when University of Memphis basketball grew into a household name thanks in part to head coach Eugene Lambert. Lambert, who was assisted by “Stormin” Norman Sloan, led the Tigers to their first-ever NCAA appearance in 1955, where they fell to Penn State in the first round. Lambert took the Tigers to a second-straight NCAA appearance in 1956. That year, the Tigers lost to Oklahoma City in the first round, as Memphis was forced to play without four starters (Forest Arnold, Win Wilfong, Ken Caldwell and Orby Arnold) because of NCAA rules on freshmen and four-year men. During Lambert’s five years at the helm, the Tigers had four winning seasons and two 20-win campaigns.
- ▶ On Dec. 3, 1950, in a win over NATTC, substitute guard Roy Darnell received the honor of scoring the 100th point of the game for the Tigers with two minutes left. It marked the first time in school history a Tiger team had reached the century mark.
- ▶ On Dec. 6, 1951, the Tigers open up their home season at the new \$700,000 Fieldhouse gymnasium against Mississippi State in front of 3,500 spectators. The Bulldogs spoiled Memphis’ opener 60-58. The gym was officially dedicated on Feb. 11, 1952, as Governor Gordon Browning delivered a speech prior to the game with Ole Miss.
- ▶ On Dec. 15, 1951, the Tigers started their longest road trip in school history by playing at Idaho. The trip lasted a solid month, and Memphis played 13 games in six different states — Idaho, Washington, Oregon, Hawaii, Alabama and Mississippi. During the 13-game span, Memphis went 7-6. The Tigers spent Christmas in Spokane, Wash., before hopping a plane to Hawaii on Dec. 30. The trip also included the program’s first-ever plane ride.
- ▶ Memphis won the 1952 Tennessee NAIB basketball crown with a 45-38 win over Tennessee Tech at Cookeville. The Tigers earned the right to play in the National Tournament in Kansas City, Mo., where they defeated Baltimore 60-39, before being ousted by Portland 72-48 in the second round.
- ▶ Following the 1952 season, John Wallisa became the first-ever Memphis player to be drafted by the NBA. Wallesea went to the Minneapolis Lakers.
- ▶ Memphis took on the No. 1 ranked Pirates of Seton Hall in South Orange, N.J., on Jan. 22, 1953. The Tigers fell to the mighty Pirates, 103-85. The 85 points scored by Memphis were the most tallied by an opponent against Seton Hall up to that point. While on their trip east, the Tigers played an exhibition game against the Knickerbockers, a professional team, at Madison Square Garden.

- ▶ Memphis defeated No. 4 Marshall College 104-85 at the Fieldhouse.
- ▶ In 1954, Lambert had the privilege to coach the first-ever Memphis All-American in Forrest Arnold. Arnold, who ranks fourth on Memphis’ all-time scoring list, helped lead the Tigers to 62 wins in his four-year career. One highlight of his sterling career, was a school-record (at the time) 46-point game against Hardin-Simmons in the old Fieldhouse.
- ▶ Memphis upsets nationally-ranked Mississippi State 94-68, as legendary coach Adolph Rupp scouts the Bulldogs. Rupp’s Kentucky squad was ranked No. 1 at the time. A reporter asked Rupp about the Tigers and Rupp responded by saying “no comment.”
- ▶ Season tickets for the 1955-56 campaign were \$10 for 10 games.
- ▶ Bob Vanatta came to Memphis after serving as athletic director at Bradley. During his six seasons at The U of M, Vanatta had a record of 109-34 and led the Tigers to three NITs and one NCAA appearance.
- ▶ The 1956-57 season turned out to be a special year for the Tigers. Not only was there a name

- the Fieldhouse, Memphis upset No. 20 Western Kentucky 86-84.
- ▶ The 1957 NIT marked a number of firsts for the Tigers. It was the school’s first appearance in the NIT, first official game at the famed Madison Square Garden, and the Utah contest in the opening round was Memphis’ first nationally-televised game.
- ▶ Over 200 Memphis students piled into five chartered buses for the 17-hour ride to New York to watch their Tigers in the NIT. Another 300 fans were expected to make the trip in private cars. The bus arrived at the arena during halftime of Memphis’ thrilling overtime win over St. Bonaventure. Bob Swander sank a last second shot as Memphis won 80-78, giving the Tigers the right to play Bradley for the title. Against Bradley, Win Wilfong scored 31 points and was named MVP of the tournament. The Tigers lost the game, however, 84-83. On Mar. 24, the Tigers returned home as 2,000 fans, including Elvis Presley, greeted the team at Municipal Airport.
- ▶ On July 1, 1957, Memphis State College became Memphis State University.



Bob Hope greeted the Tigers at Paramount Studios during Memphis’ trip to the Pacific in 1951.

- change, but first-year coach Bob Vanatta took a cinderella team to the finals of the NIT in New York City. From that point, the name Memphis took on a different meaning. It was one of the most important years in Tiger basketball history.
- ▶ Memphis was ranked No. 12 in the nation on Jan. 5, 1956.
- ▶ On Jan. 11, 1956, the biggest crowd (4,000) in Memphis history saw the Tigers defeat Western Kentucky 80-64 at the Fieldhouse. More than 1,000 fans were turned away at the door.
- ▶ Some say the true arrival of Memphis basketball came on Feb. 2, 1957, when the Tigers upset No. 3 ranked Louisville at the Ellis Auditorium 81-78. The Tigers were ranked 16th following the win over the Cards. Three nights later at

- ▶ Memphis wins the prestigious 1957 Sugar Bowl Tournament on Dec. 30 with a 47-46 upset win over sixth-ranked Maryland in three overtimes. The Tigers upended Loyola-New Orleans the night before, 65-63.
- ▶ One of the finest players in Tiger history was Win Wilfong, who played from 1955-57. Wilfong scored 1,203 points in just two seasons to put him 22nd on Memphis’ all-time scoring chart. Wilfong was a first team Converse All-American in 1957.
- ▶ Other great players during the decade that helped put the Tigers on the basketball map were John Wallisa, Jack Butcher, Phil Hodson, Joe Nip McKnight, Dick Kinder (who scored 44 points against Marshall in 1953), Ken Caldwell, Bill McClain, Hoover Scott, Bob Swander, Elmore

Fortner, Spud Hays, Jim Hockaday, Jack Granger, Neal Doyle, Millard Davis, George Price, Skip Wolfe, Joe Gummersbach, Joe Smith and Orby Arnold.

1960s

- ▶ Bob Vanatta accepted the head coaching position at the University of Missouri in 1962 and long time assistant, Dean Ehlers, became the Tigers' eighth head coach. In his first year, the Tigers went 19-7 and received a bid to the NIT at Madison Square Garden. The Tigers were led that season by Larry Garber, Jamie McMahan, Hunter Beckman, John Hillman, Bob Neuman and King George Kirk.
- ▶ In 1961, Wayne Yates was voted by the Philadelphia Sportswriters as the best player to play in the Philadelphia area all season. Yates scored 25 points and ripped down 23 rebounds in a 78-74 win at Villanova.
- ▶ On Feb. 19, 1963, the Tigers played Dayton in front of a packed Fieldhouse. In fact, the fire marshalls stopped the game for several minutes to clear the aisles. At the time, Big Jack Eaton, the "Voice of the Tigers," was at a loss for words and did not have any interviews to fill the interrupted broadcast. So what did Big Jack do? He resorted to singing. Eaton was the "Voice of the Tigers" from 1959 to 1987. By the way, the Tigers won the game 61-59 when Jamie McMahan tipped in a missed shot.
- ▶ The final season at the Fieldhouse was highlighted by Memphis' startling 83-65 win over No. 2 ranked Loyola-Chicago before a standing room crowd of 4,000 on Jan. 20, 1964. The final official game ever played in the Fieldhouse was on Feb. 26, 1964, when Memphis fell to Xavier 99-86. Prior to the 1964-65 season, however, the Tigers said good-bye to the Fieldhouse for good when they played the annual Blue-Gray

game before a packed house.

- ▶ During the early 1960s, it was decided that Memphis needed a new facility to showcase its basketball program. In December of 1964, the 11,200-seat Mid-South Coliseum opened. The Tigers hosted Texas A&M in the first collegiate game ever played in the building and U of M defeated the Aggies 82-73 before 8,763 fans.
- ▶ Memphis began the 1965-66 season south of the border with exhibition games in Mexico City against Mexico Poly, National Physical Education School, LaSalle and the University of Americas.
- ▶ In 1965, the Rebounders Club was officially formed to help promote Tiger basketball on a fulltime basis. The organization, which is in its 40th year, has over 500 members.
- ▶ In 1966, Moe Iba became the Tigers' ninth head coach. In Iba's first year, the Tigers earned a trip to the 1967 NIT. That was the last tournament to be played in the old Madison Square Garden. Also on May 19, 1966, the Tigers became a member of the Missouri Valley Conference, making them the 24th school to enter the Missouri Valley family. The conference would later be referred to as "The Valley of Death" because no win came easy in the Valley.
- ▶ Iba was noted for his disciplinarian and hard-working style which was not the only factors that brought the multitude of basketball enthusiasts to the games. Iba's vivid personality accounted for the sale of many tickets. As one supporter put it in 1966: "I'd pay two bucks just to see Iba."

1970s

- ▶ The 1970s saw the arrival of Memphis basketball to the national scene. The decade brought with it new coach Gene Bartow, and immediately he parlayed experienced players like James

Douglas, Don Holcomb and Fred Horton with two young budding stars in Larry Finch and Ronnie Robinson. Bartow, who coached the previous six seasons at Valparaiso, promised a wide-open style of basketball along with a zone press defense and some man-to-man.

- ▶ In his first game as a Tiger in 1970, Finch scored 24 points and let Tiger fans know instantly they had a special player when he swished a 25-foot jump shot just five seconds into the game.
- ▶ Following Memphis' stirring 78-75 upset of Louisville on Jan. 9, 1971, the Tigers jumped into the Top 20 for the first time in a decade. On Jan. 15, the Tigers, with an 11-2 record, found themselves ranked 19th in the AP poll.
- ▶ The 1971-72 season marked the first for public address announcer Fred Cook. Cook worked his first game against Missouri-Rolla that year and would go on to enjoy a long relationship with the Tigers.
- ▶ In what some called at the time "the greatest game ever played in the Mid-South Coliseum," Memphis fell to No. 2 ranked Marquette 74-73 on Dec. 7, 1971. The Tigers enjoyed a five-point lead in the final minute of play, but a lane violation, missed free throw and a desperation basket on the game's final play gave Al McGuire's team the victory.
- ▶ On Feb. 2, 1972, 17,000 fans were waiting when the Tigers took the court in Louisville's Freedom Hall. It was a place where Memphis had never won in nine previous tries. Thanks to the scoring of Finch and the rebounding of Robinson, the Tigers defeated Louisville 77-69 to grab a share of the lead in the Missouri Valley Conference. Due to identical 12-2 conference marks, Memphis and Louisville played a playoff game on Mar. 11, 1972, in Nashville to determine which Missouri Valley team would represent the league in the NCAA Midwest Regional. Memphis lost to the Cardinals 83-72, and had to settle for its fifth NIT appearance.
- ▶ Perhaps the most remembered season in Tiger basketball history and the one that put Memphis State on the map permanently, was the 1972-73 campaign led by Finch, Robinson, Bill Laurie and newcomers Larry Kenon, Billy Buford, West Westfall and Bill Cook. The Tigers reeled off 14-straight wins during one stretch, captured the Missouri Valley title and received the school's first bid to the NCAA tournament since 1962. Playing in the regional finals in Houston, Texas, the Tigers knocked off South Carolina and Kansas State to advance to the Final Four for the first time in school history. The Tigers defeated Providence in the semifinals and earned a spot in the title game against the powerful UCLA Bruins, led by Bill Walton. The Tigers battled the mighty Bruins to a 39-39 halftime tie, but Walton was too much in the second half as UCLA defeated the Tigers 87-66. Walton hit an NCAA Tournament record 21 of 22 shots and scored 44 points to pace the Bruins. Finch and

H
i
s
t
o
r
y

Memphis plays one final game in the Fieldhouse, the Blue-Gray intersquad game, prior to moving into the Mid-South Coliseum for the 1964-65 season.



Memphis takes on UCLA in the championship game of the 1973 NCAA Tournament.

Kenon were the only Tigers to score in double figures. Finch netted 29 and Kenon tallied 20. Also that season, head coach Gene Bartow was named NABC National Coach of the Year.

- ▶ Larry Finch, Memphis' head coach from 1986 to 1997, rewrote the Memphis record book in 1973 claiming nine of 13 individual records. During his career, the 6-2 guard earned All-Missouri Valley Conference Team honors three times, MVC Player of the Year award in 1972 and 1973 and All-American accolades (seven teams). Finch's sportsmanship on the court and his community involvement off combined to make him one of the best-loved players ever to wear the Blue and Gray. Finch's number 21 is one of eight retired jerseys hanging in the rafters of FedExForum.

- ▶ In 1973, the Memphis established the M Club Athletic Hall of Fame. Each year an annual induction ceremony is held during the fall and eight new members are installed. Since its inception, 39 former Tiger basketball players have been inducted into the M Club Hall of Fame. A complete list of basketball hall of famers is included in this section of the Memphis media guide.

- ▶ In 1974, Gene Bartow left Memphis and former Tiger All-American Wayne Yates was hired to guide the basketball team. Yates had served as an assistant coach under Bartow. In his five years at the helm, Yates led the Tigers to three-straight 20-win seasons, one NCAA and two NITs. During his tenure, the Tiger roster read like a Who's Who of college basketball with the likes of Bill Cook, Dexter Reed, John Gunn, Marion Hillard, Clarence Jones, John Washington, Alvin Wright, James Bradley, Dennis Isbell, Hank McDowell and Otis Jackson all contributing to the Tigers' success.

- ▶ On June 13, 1975, Memphis announced that it

was joining with five other major universities in the formation of a new athletic conference. The following is a statement that was released by athletic director Billy J. Murphy: "We are very pleased to announce that our president, Dr. Billy M. Jones, has approved Memphis' entrance into a new major basketball conference, which will begin operation immediately. The official name of the new conference is the Metropolitan Collegiate Athletic Conference, and can be referred to as the MCAC or the Metro 6." The Tigers joined with Cincinnati, Georgia Tech, Louisville, Saint Louis and Tulane.

- ▶ A tragic event hit the Tiger basketball program in the winter of 1976 when, after only three games, star player John Gunn was taken ill with a rare disease - Stevens-Johnson syndrome - and was admitted to the hospital on Dec. 11. Only 90 minutes before the tipoff of the Memphis-Ole

Miss game on Dec. 21, at about 6:35 p.m., Gunn died from complications of the disease which attacks the body's mucous membrane. "John Gunn was a great, strong competitor, full of life and energy," athletic director Billy J. Murphy said. "It is very difficult to even imagine that he is gone. Our community and our University will miss him greatly. He fought with all his might to overcome this disease because that's the type person he was. Now it is up to all of us to carry on. That's the way John would have wanted it." The remainder of the 1976-77 season was dedicated to Gunn, and the players wore black bands on their uniforms as a sign of mourning.

- ▶ In 1979, Wayne Yates left Memphis and Dana Kirk was hired to direct the Tiger basketball program. Kirk had led Virginia Commonwealth to a 24-5 record during the 1978-79 season, and prior to three seasons at VCU, was an assistant coach for five years at Louisville. He hired two young assistants in Larry Finch, former Tiger head coach, and Lee Fowler, current athletic director at North Carolina State, to help structure the program.

1980s

- ▶ In the 1980s, Memphis had such stars as Keith Lee, Elliot Perry, Andre Turner, Bobby Parks, Phillip "Doom" Haynes, Derrick Phillips, Baskerville Holmes, William Bedford, Willie Becton, Vincent Askew, Dwight Boyd, Sylvester Gray and Marvin Alexander. The Tigers made eight postseason tournaments (7 NAAs, one NIT) and registered a record of 230-87 (.726) during the decade.
- ▶ The 1980s saw the great one-on-one battles of Keith Lee vs Hakeem Olajuwon, Keith Lee vs Patrick Ewing and Keith Lee vs Wayman



Gene Bartow's 1972 Memphis team was the first Tiger club in five years to advance to postseason play, accepting a bid to the National Invitation Tournament (NIT).



Andre Turner tracks down a loose ball during the Tigers' 1985 NCAA Final Four game against eventual national champion Villanova.

Tisdale, not to mention the classic Memphis-Louisville confrontations.

- ▶ In 1981, Memphis signed a 6-11 basketball phenom from West Memphis, Ark., who would rewrite the Tiger basketball record book. Keith Lee, who had led West Memphis High School to two undefeated seasons, made an immediate impact on Memphis basketball. During his four-year career, the Tigers went 104-24, made the NCAA Tournament four times, including one Final Four appearance in 1985, and claimed three Metro Tournament titles.
- ▶ On Jan. 10, 1982, Memphis was voted the No. 1 ranked team in the country by both the Associated Press and UPI polls for the first time in school history. The ranking was short lived, however. That same night, Virginia Tech upset the Tigers in Blacksburg 64-56.
- ▶ In the second round of the 1983 NCAA Tournament, Memphis took on Georgetown in a game that will never be forgotten by Tiger fans. It would be a battle of Keith Lee against Patrick Ewing. Lee owned Ewing on this day, scoring 28 points and grabbing 15 rebounds to lead the Tigers to a 66-57 victory. The win set up a regional matchup with No. 1 ranked Houston and Akeem Olajuwon.
- ▶ The 1984-85 campaign would go down as another magical season for Tiger basketball. The Tigers breezed to a 24-3 regular season record and swept through the Metro Conference Tournament in Louisville before being sent to Houston, Texas, for the first round of the NAAs. Memphis defeated Pennsylvania, UAB, Boston College and Oklahoma to earn its second trip to the Final Four. The Tigers met Villanova in the semifinals in Lexington, Ky., and fell to the eventual champion 52-45. Memphis

ended the year with 31 wins, the second-most ever in school history.

- ▶ The 1985-86 season got off to another flying start as the Tigers raced to a school record 20-0 start that included wins over nationally-ranked Kansas and Louisville. Memphis, ranked No. 2, traveled to Blacksburg, Va., to take on Virginia Tech, a team it had beaten by 22 points just five days earlier. But the Hokies handed the Tigers their first loss of the season 76-72. Memphis ended the year with a 28-6 mark and a final ranking of No. 7 by the Associated Press.
- ▶ After another NCAA appearance in 1986, Memphis basketball moved to a new era the following season, when it announced that former All-American guard Larry Finch would take over the reins as head coach. The announcement came on Sept. 25, 1986.
- ▶ In his first season, Finch inherited a team on probation and three key players lost to graduation and the NBA. No one expected him to win, so what did he do? Finch guided the Tigers to a 26-8 season, a Metro Tournament championship and was named *Basketball Times* Rookie Coach of the Year. With the Tigers on probation, Metro officials took a vote whether they should allow the Tigers to compete in the tournament. The vote was unanimous much to the chagrin of Louisville coach Denny Crum. "I don't think anybody should be in the Metro Tourney if they are on probation," said Crum. Memphis beat Cincinnati and South Carolina before beating Crum's Cardinals 75-52 for the third time that year.
- ▶ Finch's first season was also dubbed the "Season for Miracles" after Memphis' numerous comeback victories. In the season opener against Cleveland State, the Tigers trailed with

10 minutes to play before mounting a 70-66 come-from-behind victory. In one of the most incredible wins in Tiger history, Memphis trailed Oral Roberts on the road by seven points with 15 seconds left in the game. The Tigers ended up winning when John Wilfong hit a last second three-pointer. Dubbed the "Cardiac Kids," the Tigers forced Memphis officials to post signs warning people with heart conditions to not watch the Tigers play. After embarrassing Louisville on national television, New Orleans came to town and led the Tigers by eight points with under two minutes to play. Yes, you guessed it. Memphis reached into its bag of tricks and pulled out another miracle win on a last second shot by Wilfong. Memphis also went on to post come-from-behind victories over Southern Miss and South Carolina.

- ▶ One of Finch's first recruits as a head coach was the exciting Elliot Perry, who played for the Tigers from 1987-91. Perry, who had his jersey number 34 retired in 1992, is the second leading scorer in U of M history.
- ▶ One of the unbelievable highlights of the 1988-89 season was a 24-0 start for the Tigers against eighth-ranked Louisville in Freedom Hall. Memphis, however, had to hang on to win 72-67. That same year, the Tigers made the NCAA field as a No. 5 seed, and Finch was named Metro Coach of the Year.

1990s

- ▶ The decade of the 1990s got off to a sweet start when the No. 1 high school player in the nation, Anfernee Hardaway, inked with the Tigers. The 6-7 swingman from Memphis' Treadwell High School, was the *Parade Magazine* National Player of the Year in 1990 after averaging 36.3 points, 10.1 rebounds, 6.2 assists and 3.3 steals a game.
- ▶ Hardaway, however, had to sit and watch during the 1990-91 season because he was unable to play due to academic problems. Patiently waiting, Hardaway was struck with tragedy in April of 1991 when he was shot in the foot while being robbed. Hardaway missed summer workouts, but was ready when practice opened on Oct. 15 with the bullet still lodged in his foot. On Oct. 26, the bullet was removed after it had shifted to a spot that was advantageous for removal. Hardaway was back to 100 percent, but still a little rusty after all the missed time.
- ▶ The 1990-91 season marked Memphis' last in the Metro Conference as the Tigers prepared to move to the Great Midwest. The Tigers enjoyed 16 successful seasons in the Metro, recording an overall 134-85 mark in conference games. Memphis also collected three regular season crowns and four tournament titles. The year also meant the end of the highly-competitive series with Louisville.

H
I
S
T
O
R
Y



round game with sixth-ranked Arkansas. In a game filled with emotion, Memphis prevailed for the second time when David Vaughn hit the game-winner with five seconds left. Memphis advanced to the Sweet Sixteen and traveled to Kansas City, Mo., to meet Georgia Tech. It looked like the Tigers' season would end when Yellow Jacket center Matt Geiger completed a three-point play with 36 seconds left to give Georgia Tech a 74-70 lead. Memphis, however, kept the faith and its poise as Billy Smith sent the game into overtime with 11 seconds left on a running one-hander. In the extra period, Memphis hit 9-of-10 free throws to propel them to an 83-79 overtime victory. The Tigers were in the Elite Eight, but it was short lived as conference foe Cincinnati ended Memphis' run to the Final Four with an 88-57 win over the Blue and Gray. It marked the fourth time in 1991-92 that the Tigers had lost to the Bearcats.

▶ Elliot Perry (1987-91) joined an elite club on Feb. 8, 1993, when Memphis retired his jersey in a pregame ceremony. Perry became the sixth Memphis player to be so honored. "He meant a lot to this program, and I'll be forever grateful to the little guy," former U of M coach Larry Finch said. "Everyone in America wanted him, but he stayed here. He's a role model-type individual. Everybody that knew him loved him." Perry graduated in May of 1992 with a degree in marketing.

▶ On June 11, 1992, Hardaway was named one of eight collegiate standouts selected to train with the 1992 Dream Team. The collegians were brought together to scrimmage the NBA stars from June 22-26 in San Diego to better prepare them for the Olympics in Barcelona. Others named to the squad were: Grant Hill (Duke), Allan Houston (Tennessee), Bobby Hurley (Duke), Jamal Mashburn (Kentucky), Eric Montross (UNC), Rodney Rogers (Wake Forest) and Chris Webber (Michigan).

▶ Larry Finch reached a milestone on Dec. 21, 1992 against Chaminade in Maui by competing in his 500th game as a player, assistant coach and head coach combined at Memphis.

▶ Against Georgia State on Jan. 4, 1993, Hardaway registered the school's first-ever triple-double with 21 points, 15 rebounds and a career-high 14 assists. Two nights later in a win over 18th-ranked Vanderbilt, Hardaway made it back-to-back triples with 26 points, 12 rebounds and 10 assists.

▶ On Feb. 6, Memphis upset fourth-ranked Cincinnati, 68-66 to record the school's 1,000th all-time basketball victory. The win gave the Tigers a 72-year combined record of 1,000 wins and 644 losses (.608). The NCAA, however, did not recognize Memphis as winning its 1,000th game until it recorded three more victories. The reason for this discrepancy was because the NCAA did not acknowledge Memphis' participation in the 1982, 1983, 1984, 1985 and 1986 NCAA Tour-

Mid-South Coliseum Attendance

Season	GM	ATTEND	AVG	RECORD	Season	GM	ATTEND	AVG	RECORD
1964-65	13	93,247	7,173	7-6	1978-79	18	146,929	8,162	12-6
1965-66	13	80,946	6,227	9-4	1979-80	17	162,892	9,581	11-6
1966-67	15	115,714	7,714	12-3	1980-81	14	133,384	9,527	9-5
1967-68	13	102,589	7,891	5-8	1981-82	18	169,855	9,436	18-0
1968-69	14	85,569	6,112	4-10	1982-83	16	171,357	10,709	14-2
1969-70	14	70,355	5,205	4-10	1983-84	22	229,705	10,441	20-2
1970-71	15	139,171	9,278	14-1	1984-85	15	160,684	10,712	15-0
1971-72	15	152,529	10,178	14-1	1985-86	16	179,200	11,200	16-0
1972-73	15	170,723	11,381	14-1	1986-87	18	181,513	10,084	15-3
1973-74	15	152,177	10,145	13-2	1987-88	19	206,086	10,885	16-3
1974-75	18	200,498	11,138	16-2	1988-89	15	159,121	10,608	14-1
1975-76	17	175,547	10,326	15-2	1989-90	17	183,136	10,773	15-2
1976-77	19	191,744	10,091	17-2	1990-91	17	185,900	10,935	12-5
1977-78	15	139,611	9,307	12-3	Totals	433	4,140,902	9,563	343-90

▶ Later that season, the Tigers closed out 27 years at the Mid-South Coliseum on a sour note by falling to Arkansas State 58-57 in the NIT second round. Memphis compiled a 343-90 (.792) record at the "Roundhouse," including three unbeaten seasons (1981-82, 1984-85, 1985-86). The Memphis athletic department recognized and invited back all the players, coaches and administrators that were associated with the program during the Mid-South years, to the final regular season game against Virginia Tech.

▶ In the fall of 1990, Finch's nephew, David Vaughn, inked with the Tigers. The 6-9 Vaughn, a McDonald's and *Parade* All-American, was rated one of the top five recruits in the country by some analysts.

▶ On Nov. 16, 1990, an official press conference was held at the Downtown Athletic Club in Chicago announcing the formation of the Great Midwest Conference. Along with Memphis, the other five charter members were UAB, Cincinnati, DePaul, Marquette and Saint Louis.

▶ The Memphis basketball took on a new look in 1991-92. Not only was it the beginning of the

Hardaway/Vaughn era, but it also marked the first year in the Great Midwest Conference and the inaugural season in The Pyramid. Everything came together at once on Nov. 29, 1991, in the season opener against 20th-ranked DePaul. The game, televised by ESPN, was the first game for Hardaway and Vaughn, the first contest in The Pyramid and the first game between two Great Midwest foes. The Tigers, however, fell in overtime to the Blue Demons 92-89.

▶ The Tigers struggled early in 1991-92 and carried just an 8-6 record after the first half. But then Hardaway and Vaughn started to click, and Memphis won 10 of its last 13 regular season games, including victories over Vanderbilt, No. 5 ranked Arkansas and No. 21 ranked Tulane. Memphis made it all the way to the championship game of the inaugural GMC Tournament, before losing to 14th-ranked Cincinnati 69-59. Memphis' season didn't end there, as it earned a trip to the NAAs as a No. 6 seed in the Midwest Regional at Milwaukee.

▶ In the opening round of the 1992 Tournament, the Tigers defeated Pepperdine to setup a second



Anfernee "Penny" Hardaway was a consensus All-America selection and a two-time Great Midwest Conference MVP during his career at Memphis.

naments where the Tigers compiled a combined 9-5 record because of violations. Therefore, the NCAA showed the Tigers entering the 1993-94 season with an all-time mark of 997-632. The Tigers, however, recognize the games as being played and went on to celebrate their milestone victory.

- ▶ Anfernee Hardaway became the highest drafted Memphis player ever when Golden State picked him as the third player in the first round of the NBA Draft on June 30, 1993. Hardaway, however, was a Warrior for just 20 minutes as Golden State traded him to Orlando for Chris Webber. The Magic also received first round picks in 1996, 1998 and 2000. "He was absolutely spectacular. He impressed everyone in the building and practically everyone within a half-mile," Magic President Dick DeVos said following Hardaway's workout the day before the draft. After the draft, *Boston Globe* writer Bob Ryan said "Shaquille O'Neal and Anfernee Hardaway will be in the '90s what Kareem and Magic were in the '80s."
- ▶ Other Hardaway highlights: Was the only player in Division I-A in 1991-92 and 1992-93, to rank in the top five in his respective conference in points, rebounds, assists, steals and blocked shots ... A two-time Great Midwest Conference MVP ... National Player of the Year finalist for John Wooden, Dr. James Naismith, Adolph Rupp and U.S. Basketball Writers ... Named to six different first team All-American squads ... Voted GMC Player of the Week a conference-record four times his junior year ... His 729

points as a junior were the most ever scored (at the time) in a single-season at Memphis and his 73 three-pointers were also a then new school mark ... Is the only player in Tiger history to score over 700 points, grab more than 200 rebounds, hand out 200-plus assists and collect 70 steals in a single-season ... Scored his 1,000th career point against Tennessee Tech on Jan. 18, 1993, in just his 50th game to become the third fastest to reach that milestone in Tiger history.

- ▶ In April of 1993, Larry Finch completed his recruiting class in fine fashion by inking one of the nation's top players in 6-6 Deuce Ford. The 1993 class was ranked as high as No. 2 in the country and was the best under Finch. Ford, Cedric Henderson and Johnny Miller were all rated among the nation's top 30 prospects.
- ▶ Memphis made history on Dec. 30, 1993, when it became the first Division I program to televise a men's and women's basketball doubleheader live. The Lady Tigers hosted nationally-ranked Tennessee at The Pyramid, which preceded the Tigers' game with Georgetown. WPTY-TV in Memphis televised both games.
- ▶ On July 1, 1994, Memphis State University officially became The University of Memphis.
- ▶ The Tigers left for Australia to play an eight-game basketball tour on July 26, 1994. It marked the first-ever trip overseas for Memphis. The team went 5-3 on the 16-day trip, came closer together as a group and learned a lot about a different part of the world.
- ▶ On Mar. 2, 1995, the Tigers captured the 1995 Great Midwest Conference regular season title with a win at Cincinnati. Junior Michael Wilson exploded for 33 points.
- ▶ For the second time in his career, David Vaughn hit a last second shot, this time against Purdue, to send Memphis to the Sweet Sixteen. The Tigers went on to Kansas City, where they fell to Arkansas in an overtime heartbreaker 96-91.
- ▶ In April of 1995, Memphis became one of the 11 charter members of Conference USA. Other charter members were Charlotte, Cincinnati, DePaul, Louisville, Marquette, Saint Louis, Southern Miss, Tulane, UAB and USF.
- ▶ On Aug. 12, 1995, Lorenzen Wright left for Florida to practice with the 1995 World University Games team. Wright and his teammates flew to Japan on Aug. 24 to compete. Wright, a team captain, helped lead the USA to a 7-0 record and a gold medal. Wright was the first player in Tiger history to play in major international competition and win a gold medal.
- ▶ Memphis began basketball practice for the 1995-96 season with Midnight Madness for the second-straight year. A standing-room crowd of 4,000 packed inside Elma Roane Fieldhouse with hundreds of more fans being turned away at the door. The highlight of the evening was Michael Wilson's attempt to break the Vertical Height Dunk Record of 11 feet, seven inches. Wilson attempted a dunk of 11 feet, eight inches

and fell about one half inch from successfully making the attempt. ESPN covered Wilson's attempt.

- ▶ On Dec. 20, 1995, University of Memphis star Lorenzen Wright was named one of 10 finalists for the prestigious AAU Sullivan Award. Wright made the final cut from 36 nominees and was the only men's college basketball player to make the list. The AAU Sullivan Award is considered the "Oscar" among sports awards.
- ▶ On Feb. 20, 1996, Coach Larry Finch won his 200th career game with the Tigers' 91-66 victory over Southern Miss. The win also assured Memphis of a first-round bye in the C-USA Tournament.
- ▶ Lorenzen Wright was taken as the seventh overall pick in the 1996 NBA Draft by the Los Angeles Clippers. Wright became just the third Tiger player to be a lottery pick. Wright left Memphis following his sophomore season.
- ▶ Michael Wilson, who played for the Tigers from 1994-96, became a member of the Harlem Globetrotters in August of 1996. Wilson, who started being pursued by the Globetrotters that March, is the first Tiger in school history to join the world travelling and entertaining basketball team.
- ▶ Following Memphis' win over Southern Miss on January 30, 1997, Larry Finch announced at a press conference that he would be stepping down as head coach at the conclusion of the 1996-97 season. The announcement, carried live by local television stations, marked the end of an 11-year stint as leader of the Tiger program.



Larry Finch is the University of Memphis' all-time winningest coach, compiling a 220-130 record over the course of 11 seasons from 1986-1997. In the winter of 2000 Finch was honored as the U of M named the Tigers' practice facility for the former player and coach.

H
i
s
t
o
r
y



Before a standing room only crowd and an ESPN audience at Midnight Madness in 1995, Memphis senior forward Michael Wilson attempts to eclipse the record for the highest dunk.

- ▶ On Mar. 27, 1997, athletic director R.C. Johnson introduced Tic Price as the Tigers' new head men's basketball coach to Memphis boosters and fans. Price came to the Tigers via New Orleans, where he was the head coach for three seasons.
- ▶ On June 25, 1997, former Tiger star Cedric Henderson was selected in the second round as the 45th overall pick in the NBA Draft by the Cleveland Cavaliers.
- ▶ Rookie Marcus Moody poured in a freshman record 41 points in the Tigers' 80-78 win at Oklahoma on Dec. 13, 1997.
- ▶ Memphis clinched the C-USA National Division title with an 89-76 win over Houston in the Tigers' final regular-season home game Feb. 26, 1998. The victory cinched a first-round bye for Memphis at the Conference USA Tournament, but the Tigers were upset by Southern Miss 85-57 in the quarterfinals played in Cincinnati.
- ▶ In March of 1999, Memphis and WMC-AM 790 finalized a three-year agreement for broadcast rights to Tiger football and basketball games. Memphis' game-day broadcasts returned to the station which had aired Tiger athletics for 28-consecutive years.
- ▶ On Nov. 14, 1999, Johnny Jones was named the Tigers' interim head coach in wake of Tic Price's sudden resignation that same day. Jones had been the Tigers' associate head coach during Price's two seasons in Memphis.
- ▶ Less than a week after Price's resignation, the Tigers were in Lahaina, Maui, Hawaii, preparing for their Nov. 22 season opener against Georgetown at the Maui Invitational. Fresh-

man center Earl Barron set a Maui Invitational record, blocking eight shots in the Tigers' win over Chaminade during the tournament.

2000s

- ▶ Teammates, players, fellow coaches, family and friends honored the former Tiger player and coach as the University of Memphis dedicated the Larry O. Finch Recreational Facility Feb. 17, 2000. Keynote speakers of the dedication were Memphis mayor Willie Herrenton, Middle Tennessee State athletic director Lee Fowler, who was an assistant coach at Memphis in the 1980s, and UAB athletic director Gene Bartow, who coached Finch and the Tigers to the 1973 NCAA championship game. The who's who of invited guests included Ronnie Robinson, who came to Memphis from Melrose High School with life-long friend and teammate Finch and together led the Tigers to one of the most memorable moments in U of M basketball history. Both players' jerseys have been retired.
- ▶ John Calipari was introduced as the Memphis' 16th head coach on Mar. 11, 2000 during a press conference at The Pyramid. The press conference, held just hours after the conclusion of the 2000 OCG Conference USA Tournament, was broadcast live locally on television and radio.
- ▶ During an eight-year stint as coach at the University of Massachusetts, John Calipari's biggest rival in the Atlantic 10 Conference was Temple. And, in a nationally-televised game on ESPN, the Owls spoiled Calipari's debut in Memphis, defeating the Tigers 67-62 before a sellout crowd at The Pyramid.
- ▶ Memphis junior Kelly Wise set a Thompson-Boling Arena record with 21 rebounds in the Tigers' 86-76 loss at Tennessee Dec. 5, 2000. Later in December, he equaled the mark with 21 boards in a loss at Miami, Fla. Wise's 21 boards were the second-highest game total in Conference USA history. For the year, Wise had 363 rebounds to set a league record.
- ▶ Calipari's first season got off to a slow 4-8 start with the Tigers playing six schools which were ranked in the months of November or December. Memphis posted a 7-0 record during the month of January and won eight-straight games at one point. The Tigers, for the first time since becoming a charter member of Conference USA, swept four, two-game series against National Division opponents.
- ▶ After advancing to the semifinals of the Conference USA Tournament, the Tigers opened play in the TiVo NIT with a 71-62 win at Utah on Mar. 13, 2001. Utah had won 91 percent of its games (150-14) at home over the last 11 years when the Tigers posted the win. Memphis went on to defeat Detroit 86-71 Mar. 29 in New York City's Madison Square Garden to capture third place at the tournament.

- ▶ Memphis held its annual awards banquet April 22 in the Cook Convention Center. Dubbed simply "The Banquet," the evening included Memphis native Isaac Hayes entertaining the 700 guests with two songs. Hayes also presented the team's MVP award to Kelly Wise.
- ▶ Junior center Earl Barron's work in the summer paid off as he was named to the 2001 USA Basketball Men's World University Games (WUG) Team, which traveled to Beijing, China. Barron averaged 3.3 points and 2.1 rebounds and shot 68.8 percent from the field and made both of his three-point attempts over the course of eight games during the WUGs. Team USA advanced undefeated through pool and quarterfinal play before suffering an 83-82 loss to host China and in the semifinals. Barron had five points, four rebounds and one assist in a tournament-high 15 minutes against a Chinese team which featured future NBA first-round pick Yao Ming. USA rebounded to defeat Germany 80-78 to medal for the 17th-straight time.
- ▶ Prior to the 2001-02 season, Memphis coach John Calipari teamed with Philadelphia 76ers and NBA Player of the Year Allen Iverson and Reebok to unveil the first of several new 13 basketball courts which were built throughout Memphis and Shelby County. The first dedicated courts were located near downtown at Foote Homes and Dixie Homes.
- ▶ The past, present and future of Memphis basketball was on display October of 2001 as the Tigers played host to Memphis Madness in the Mid-South Coliseum. Memphis returned to the building which was home for the Tigers from 1964-91 for its annual preseason celebration. Honored during the evening were members of Memphis' 1957 NIT finalist team, the 1973 NCAA finalist squad, the 1985 NCAA Final Four team and the 1992 NCAA Elite Eight



Kelly Wise (1998-2002) averaged a double-double over the last two seasons of his career and was named All-Conference USA both years.

Memphis Basketball Athletic Hall of Fame Inductees

There are 40 former Tiger basketball players that have been inducted into the University of Memphis Athletic Hall of Fame, which began in 1973. To be eligible, a former Tiger must wait five years since he completed his eligibility. The following is a list of those in the Hall of Fame and year inducted:

Gene Fulghum.....	1975
Win Wilfong.....	1976
George Kirk.....	1978
Lowery Kirk.....	1979
Larry Finch.....	1981
Forest Arnold.....	1982
Frank Snyder.....	1983
Ronnie Robinson.....	1984
Skip Wolfe.....	1986
Mike Butler.....	1987
Larry Kenon.....	1988
Dexter Reed.....	1989
Bob Swander.....	1991
Bill Cook.....	1992
Leslie Steele.....	1992
George Price.....	1993
Otis Jackson.....	1993
Wayne Yates.....	1994
Alvin Wright.....	1994
Jack Butcher.....	1995
Phil Hodson.....	1996
Millard Davis.....	1996
Coy Creason.....	1997
Dr. Kenneth Caldwell.....	1997
Elmore Fortner.....	1997
Hunter Beckman.....	1998
Dwight Boyd.....	1998
Orby Arnold.....	1999
Keith Lee.....	1999
Don Holcomb.....	2000
Fred Horton.....	2000
Jim Hockaday.....	2001
Hank McDowell.....	2001
David Loos.....	2002
Elliot Perry.....	2002
Andre Turner.....	2003
Dr. Steve Ballard.....	2004
Bobby Parks.....	2004
Joe Proctor.....	2005
Billy Smith.....	2007

team.

- ▶ Before the year ever began, the Memphis announced a sellout of all season tickets on Oct. 28, 2001, for the upcoming season. For a second-straight year, the Tigers set a record for total paid attendance and went over 300,000 in season attendance for the first time in school history, drawing 349,737 in 21 games played

at The Pyramid. The 16,654 per-game averaged ranked second in school history only to the previous season's numbers.

- ▶ Memphis captured its first postseason title in any intercollegiate sport as the Tigers won the 2002 Owens Corning NIT championship. Earl Barron scored a career-high 25 points as the Tigers defeated South Carolina 72-62 in the title game played in New York's Madison Square Garden. Dajuan Wagner matched a career-high with 32 points two nights earlier and had the game-winning assist, a pass leading to a dunk by Kelly Wise with 18.6 seconds remaining, as the Tigers posted a 78-77 win over Temple in the tournament's semifinal game.
- ▶ Dajuan Wagner was named the MVP of the Owens Corning NIT, averaging 21.4 points over five tournament games. Earl Barron was named to the NIT All-Tournament Team.
- ▶ In his lone season as a Memphis Tiger, Wagner scored 762 points to set a Memphis single-season scoring record. He was named honorable mention All-America by Associated Press, Conference USA's Freshman of the Year as well as selected to the league's all-conference team and was an all-district pick by both the United States Basketball Writers Association and the National Association of Basketball Coaches. He was also selected to *The Sporting News* All-Freshman Team. Wagner averaged 21.2 points, 3.6 assists, 2.5 rebounds and 1.2 steals during his rookie season.
- ▶ Kelly Wise wrapped up his collegiate career as Conference USA's all-time rebound leader (1,075) as well as one of the top 10 scorers in Memphis history (1,487 points). Wise struggled through the second half of his senior season with a knee injury, but with the senior healthy, the Tigers posted a 26-5 record. He was twice named the Conference USA Player of the Week during the season and three times during his career.
- ▶ Following its run to the 2002 NIT title, a victory parade was held for the Memphis Tigers on Beale Street April 6, and the Tigers were honored during a post-parade ceremony held in the W.C. Handy Performing Arts Park.
- ▶ After missing the first half of the 2002-03 season, Chris Massie made his senior-season debut by scoring 13 points and pulling down 12 rebounds in the Tigers' 77-74 win over No. 7 Illinois on Dec. 28, 2002. Massie earned All-Conference USA honors, averaging 16.7 points, 10.8 rebounds and shooting 60.2 percent from the field.
- ▶ Memphis won for the first time in Fayetteville, defeating Arkansas 72-67 on Jan. 2, 2003. Memphis had lost all of its previous five games played against the Razorbacks in Northwest Arkansas.
- ▶ The Tigers gathered at the Calipari home March 16, 2003, to watch the NCAA Selection Show and learn of their postseason fate. The Tigers

received a No. 7 seed and were sent to Oklahoma City for a first round game against Arizona State. ESPN was on hand for the selection party and interviewed John Calipari during its SportsCenter broadcast later that evening.

- ▶ The 2003-04 Tigers won the program's first conference title since 1995-96 when they captured a share of the Conference USA regular season crown. Memphis posted a 12-4 league mark.
- ▶ For the third-straight year, Memphis put together a long winning streak. The Tigers won 11-consecutive games from Jan. 17 through Feb. 24. In 2001-02, Memphis won 10 straight, and the 2002-03 Tigers won 12 straight.
- ▶ Memphis closed The Pyramid with an undefeated record at home in 2003-04. The Tigers went 15-0 in their final year in The Pyramid. In the 13-year history of the facility, the Tigers put together an impressive 173-42 record.
- ▶ Memphis ranked among the top 10 in the nation in attendance for the fourth-straight year. The Tigers ranked No. 10, averaging 15,432 fans per game at The Pyramid.
- ▶ In the final Associated Press poll, Memphis was ranked No. 24, marking the first time since 1985 and 1986 that the Tigers finished in the AP poll in back-to-back years. The 2002-03 Tigers were ranked No. 19 in the final AP poll.
- ▶ Memphis earned a second-straight NCAA Tournament bid in 2004. The Tigers were the No. 7 seed in Kansas City, Mo., and defeated South Carolina in the first round. The NCAA



Dajuan Wagner hoists the MVP trophy after the Tigers captured the 2002 Owens Corning NIT championship in New York's Madison Square Garden. Memphis defeated South Carolina 72-62 for the title.



Pyramid Attendance

Season	Gms	Avg.	Total	National Rank	Record
1991-92	16	16,142	258,272	8th	12-4
1992-93	17	15,107	256,822	12th	14-3
1993-94	16	11,205	179,274	33rd	10-6
1994-95	17	9,765	166,006	—	17-0
1995-96	17	14,235	241,996	16th	16-1
1996-97	15	11,980	179,703	—	11-4
1997-98	15	13,427	201,398	18th	11-4
1998-99	16	13,913	222,605	20th	11-5
1999-2000	17	11,974	203,550	25th	11-6
2000-01	17	17,110	290,864	6th	12-5
2001-02	21	16,225	340,723	10th	19-2
2002-03	16	16,643	266,283	7th	14-2
2003-04	15	15,432	231,481	10th	15-0
Total	215	14,720	3,164,799		173-42

Tournament win was the program's first since 1995. In the second round, Memphis fell to No. 2 seed Oklahoma State, which went on to advance to the Final Four.

- ▶ Senior Antonio Burks capped a brilliant collegiate career with the C-USA Player of the Year honor. Burks became Memphis' first player of the year honoree since Anfernee Hardaway earned the accolade in 1993 when the Tigers were in the Great Midwest Conference. Burks finished his career with 487 assists and 177 steals, both ranking in the top 10 in Memphis history.
- ▶ Sean Banks was named Conference USA's Freshman of the Year, marking the second time in three years that a Tiger took home the honor (Dajuan Wagner in 2002). Banks also earned ESPN.com's National Freshman of the Year accolade, and was a consensus pick National All-Freshman Team pick.
- ▶ The Memphis basketball program entered a new era in 2004-05 when the Tigers moved to FedExForum, its new homecourt. The Tigers

posted a 16-7 home mark in their first year at FedExForum.

- ▶ John Calipari won his 300th game as a collegiate head coach. He joined Roy Williams, Everett Case, Jim Boeheim, Nolan Richardson and Denny Crum as the only head coaches to win 300 games in their first 13 seasons.
- ▶ Anthony Rice and Rodney Carney became the 39th and 40th players in Memphis history to reach the 1,000-point milestone.
- ▶ Darius Washington Jr. was a consensus National Freshman All-America Team pick. He was also C-USA Freshman of the Year.
- ▶ The 2005-06 Memphis squad took its fans on a ride that had not been seen since the early-to-mid 1980s, recording a 33-4 mark, winning a conference title and making a deep run into late March in the NCAA Tournament.
- ▶ The Tigers won a school-record 33 games in posting a 33-4 mark in 2005-06. The 33 wins tied NCAA champ Florida for the most victories by any Division I team that season.
- ▶ The 2005-06 Memphis squad earned the

program's first-ever NCAA Tournament No. 1 seed and advanced to the regional final (Elite Eight) for the first time since 1992.

- ▶ The Tigers swept the Conference USA regular season and tournament titles. It was Memphis' second regular season crown in three seasons and the program's first-ever C-USA postseason tournament title.
- ▶ Memphis finished the year ranked in the top 10 in both final national polls. The Tigers were No. 4 in the final Associated Press poll and No. 6 in the final ESPN/USA Today poll. Both were the highest final rankings in school history.
- ▶ The 2005-06 Tigers posted the third-longest win streak in school history at 15-straight wins.
- ▶ Memphis posted a 19-1 home record in its second year at FedExForum. The 19 home victories were the most by a Tiger team since 1983-84 squad won 20 home contests (20-2 record).
- ▶ The Tigers went 10-1 in road games in 2005-06, and Memphis was the last team in the country to lose a road game.
- ▶ The Tigers set nine single-season team records, including most points, most three-pointers made, most steals, most blocks and best defensive field goal percentage.
- ▶ The Tigers ranked among the NCAA statistical leaders (top 15) in seven different categories, including field goal percentage defense (2nd), won-loss percentage (2nd), scoring margin (5th), blocked shots (8th) and steals (12th).
- ▶ Memphis also ranked among the NCAA's top 15 in home attendance in 2005-06. The Tigers were ranked No. 13 with an average of 14,866 fans per game.
- ▶ The Tigers swept the Conference USA post-season awards, with John Calipari taking home Coach of the Year honors, Rodney Carney Player of the Year and Shawne Williams Freshman of the Year.
- ▶ Rodney Carney and Darius Washington Jr. were selected to the All-Conference USA first team, while Shawne Williams was named to the league's third team.
- ▶ Shawne Williams and Chris Douglas-Roberts were named to the Conference USA All-Freshman Team.
- ▶ Rodney Carney, Joey Dorsey and Shawne Williams were picked to the Conference USA All-Tournament Team. Williams was tabbed the tournament's MVP.
- ▶ John Calipari moved into the No. 6 spot on the NCAA list for most coaching wins in the first 14 seasons with 337 victories.
- ▶ Rodney Carney moved into the No. 3 spot on the Memphis all-time scoring chart with 1,901 points. Darius Washington Jr. became the 41st 1,000-point scorer in Memphis history in 2005-06. He finished his career with 1,054 points (No. 34).
- ▶ Rodney Carney was a consensus All-America second team pick. He was named to the Associated Press (second team), *Sports Illustrated*

(second team), USBWA (second team), NABC (second team), Rivals.com (third team), Collegehoopsnet.com (third team) and Collegeinsider.com All-America squads. He was also picked a Collegeinsider.com Defensive All-America.

- ▶ Rodney Carney was finalist for three National Player of the Year honors (Naismith Award, Oscar Robertson Trophy, Adolph F. Rupp Trophy).
- ▶ Darius Washington Jr. was named an Associated Press All-America honorable mention.
- ▶ Darius Washington Jr. was a finalist for the Bob Cousy Award, given each year to the nation's top point guard.
- ▶ Shawne Williams was a consensus National Freshman All-America pick. He was named to *The Sporting News*, Collegeinsider.com, Rivals.com and Collegehoopsnet.com National Freshman All-America squads.
- ▶ The 2006-07 Tiger squad kept the momentum going from the previous year with another 33-4 overall record. The 33 victories were tied for the third-most in the nation. The 89.2 winning percentage was second in the country, trailing only Ohio State's 89.7 winning percentage.
- ▶ Memphis became the second team in Conference USA history to post an undefeated regular season record with a 16-0 mark. The Tigers joined the 1999-2000 Cincinnati team as the only two squads to accomplish the feat.



FedExForum Attendance

Season	Gms	Avg.	Total	National Rank	Record
2004-05	23	10,552	242,696	—	16-7
2005-06	20	14,866	297,328	13th	19-1
2006-07	19	14,527	276,014	16th	19-0
Total	62	13,162	816,038		54-8



Rodney Carney was a consensus All-America second team pick in 2005-06. The C-USA Player of the Year was also a finalist for three National Player of the Year awards.


- ▶ The Tigers followed their 16-0 Conference USA regular season with a C-USA Tournament title, becoming the first team in league history to pull off the feat.
- ▶ Memphis earned a No. 2 seed in the NCAA Tournament South Region and advanced to the Elite Eight for a second-straight year. It was the first time in school history the Tigers made back-to-back Elite Eights.
- ▶ With the No. 2 seed, Memphis made it consecutive years with a No. 1 (2006) and No. 2 seed (2007) for the first time in school history.
- ▶ The Tigers put together a school-record 25-game win streak during the 2006-07 campaign. Memphis began its streak on Dec. 23, 2006, with a win over Middle Tennessee and continued it through the NCAA Tournament Sweet 16 victory over Texas A&M on Mar. 22, 2007. The 25-game win streak was the nation's longest in 2006-07.
- ▶ After dropping its first two road games in 2006-07, Memphis responded with nine-consecutive road wins to finish the season with a 9-2 mark away from FedExForum.
- ▶ The Tigers went undefeated in their home, FedExForum, in 2006-07. Memphis went 19-0 and extended its homecourt win streak to 32 straight, which ended the year as the nation's longest (Tigers will carry that win streak into the 2007-08 season). The undefeated home mark in 2006-07 was only the sixth time since 1970-71 that a Tiger squad accomplished that feat. The 1981-82, 1984-85, 1985-86, 1994-95 and 2003-04 Memphis teams also had undefeated home records.
- ▶ Memphis ranked among the NCAA statistical leaders (top 15) in six different categories, including scoring offense (14th), scoring margin (5th), field goal percentage defense (12th), blocked shots (12th), steals (14th) and winning percentage (2nd).
- ▶ John Calipari became the second-winningest coach in Tiger basketball history. He also moved into the No. 3 spot on most wins by an NCAA Division I coach in his first 15 years. His 370 wins trail only Roy Williams and Nolan Richardson on that list.
- ▶ Joey Dorsey (first team), Chris Douglas-Roberts (first) and Jeremy Hunt (second) all earned All-Conference USA honors. Dorsey was named C-USA Defensive Player of the Year, while Hunt took home the C-USA Sixth Man of the Year award. Dorsey and Antonio Anderson earned C-USA All-Defensive Team honors.
- ▶ Chris Douglas-Roberts was named the C-USA Tournament MVP, and Antonio Anderson and Joey Dorsey were named to the C-USA All-Tournament Team.
- ▶ Chris Douglas-Roberts was named Associated Press All-America honorable mention.
- ▶ Joey Dorsey earned a spot on the U.S. team that played in the 2007 Pan American Games in Brazil. Team USA placed fifth with a 3-2 record.

H
i
s
t
o
r
y

Hanging from the rafters in FedExForum are eight Tiger jerseys which symbolize the great success that The University of Memphis basketball has enjoyed over its 82-year history.

The retired jerseys belong to Win Wilfong (#22), John Gunn (#44), Larry Finch (#21), Ronnie Robinson (#33), Keith Lee (#24), Elliot Perry (#34), Anfernee Hardaway (#25) and Forest Arnold (#13). Wilfong's was the first jersey the Tigers retired.

Following, in order of induction, are biographies of the eight players whose exploits in the Tiger blue and gray have earned them the distinction of having their jerseys forever hang high above FedExForum.



22 Win Wilfong

The late Win Wilfong, who stands 22nd on the University of Memphis' all-time scoring list with 1,203 points, played basketball for the Tigers from 1955-57 and led the Tigers to a 44-13 mark.

Wilfong played under coaches Eugene Lambert and Bob Vanatta and was considered, at the time, the best player in Tiger history. Wilfong, a versatile player, could do it all in his time — score, rebound and handle the basketball. In the U of M record book, he currently stands in the top 10 in several different statistical categories. For his career, Wilfong averaged 21.5 points and 12.3 rebounds a game. In the 1955-56 season against Union, Wilfong poured in 40 points, which stands as the seventh-most in a single game at the U of M. In fact, Wilfong had 30 or more points in 11 different games during his career.

In the 1956-57 season, which some say was the true arrival of Memphis basketball, Wilfong led the Tigers to their first NIT bid at famed Madison Square Garden. The Tigers opened up with a 77-75 win over Utah in the U of M's first-ever nationally-televised game. Two nights later, the Tigers upended Manhattan 85-73, and then slipped past St. Bonaventure 80-78 on a last second shot. In the title game against Bradley, Wilfong scored 31 points and was named MVP. The Tigers, however, lost the game 84-83.

Also in 1957, Wilfong became the U of M's first-ever first team All-American when he was named to the Converse All-American first team. In 1956, he was honored by United Press International as an honorable mention All-American.




44 John Gunn

Nicknamed "Big John," the late John Gunn was a valiant young man who won the hearts and genuine admiration of all. He was courageous, competitive and a winner. Gunn played on the Wayne Yates-coached teams from 1974 to 1976.

As a freshman, Gunn averaged 12 points and 10 rebounds a game and played a big factor in Memphis' impressive 20-7 record that included a trip to the NIT. That year his teammates voted him "Mr. Hustle." As a sophomore, the 6-foot-9 Gunn averaged 10 points and eight rebounds. His career-high game was 25 points as a freshman against Buffalo State, but his best game was against Louisville his sophomore year in the Metro Tournament when he scored 18 points, grabbed 10 rebounds and blocked two shots.

A tragic event then struck the Tiger basketball program at the start of the 1976-77 season. After just three games, Gunn was taken ill with a rare disease, Stevens-Johnson Syndrome, and admitted to the hospital. Ten days later on Dec. 21, Gunn was pronounced dead at the age of 21 due to complications of the disease.

Gunn attended Melrose High School, where he played for Coach Verties Sails. His senior year at Melrose, along with Tiger teammates Alvin Wright and James Bradley, the Wildcats were undefeated and won the Tennessee state championship with a 35-0 record. That same year, Gunn was chosen as one of the five best basketball prospects in the nation and was voted the Tennessee Player of the Year.



21 Larry Finch


When you think of University of Memphis basketball, you immediately think of Larry Finch. The legendary player, assistant coach and former head coach was synonymous with Tiger basketball for 25 years. Finch's jersey was retired on Nov. 30, 1974.

Finch, who competed in over 500 games as a Tiger player and coach combined, ranks fourth behind former Tiger stars Keith Lee, Elliot Perry and Rodney Carney on the Memphis all-time scor-

ing list with 1,869 points. Finch was the catalyst in Memphis reaching the NCAA Final Four for the first time ever in 1973, when the Tigers lost to UCLA and Bill Walton in the national finals. During the 1973 tournament, Finch averaged 26.8 points a game, including 29 against the Bruins.

In Finch's three years at Memphis, the Tigers put together a record of 63-21 and either won or tied for two Missouri Valley Conference Championships. He earned honorable mention All-American honors from both the Associated Press and United Press International, and was named to four other All-American teams his senior season after breaking nine individual the U of M records at the time. Finch was also the Missouri Valley Conference Player of the Year in 1972 and the conference's Newcomer of the Year in 1971.

Finch, who holds the record for most points scored in a game, is still ranked in the top five in over 20 different statistical categories.



33 Ronnie Robinson

One of the best rebounders in Tiger history, the late Ronnie "Big Cat" Robinson teamed with Larry Finch to lead Memphis to the 1973 Final Four. Robinson played on the varsity team from 1970-73 under Coach Gene Bartow.

Robinson, a Tiger All-American, came to Memphis from Melrose High School with his life-long friend and teammate Finch. Together, they rewrote the U of M basketball record book and led the team to its finest moment. In the U of M's run to the title game against UCLA, Robinson averaged 14.0 rebounds a game and had three double-doubles in the Tigers' four tournament outings. He pulled down 17 boards against South Carolina, 16 versus Kansas State and Providence and seven in the loss to the Bruins.


Robinson was a three-year starter who worked as both a center and forward. He averaged in double figures in both scoring and rebounding throughout his career and still holds the distinction of being the one of only four Tigers to have scored 1,000 points and have 1,000 rebounds.

Against Tulsa in 1971, Robinson scored a career-high 30 points and, ironically, set the school rebounding record in the same game with 28 boards.

Robinson had three other games in his career in which he collected 24 caroms. He was a three-time All-Missouri Valley Conference selection, was named to the Vanderbilt Classic and Sun Bowl All-Tournament teams and received All-

America honors (Converse and *Basketball News*) as a senior. Robinson still holds the school record for highest field goal percentage in a career (57.7) and is the fourth all-time leading rebounder with 1,066. As a junior, Robinson finished ninth in the nation in field goal percentage.

Robinson, who stands 26th on Memphis' all-time scoring list with 1,150 points, was drafted in the fourth round of the NBA Draft by the Phoenix Suns in 1973, but ended up signing with the Memphis Tams of the ABA.



24 Keith Lee

Prior to the arrival of Anfernee Hardaway, Keith Lee was considered the best to have ever donned the Blue and Gray. Lee, who gave the Tigers instant success, playing on Memphis teams from 1981-85.


Lee was arguably the most successful Tiger. During his four years, Memphis compiled a 104-24 (.813) record, made four-straight NCAA appearances, including one Final Four, guided the Tigers to three Metro Conference tournament titles, led Memphis to a then school-record 31 wins in 1984-85 and helped put the Tigers in the final AP Top 20 poll all four seasons. The U of M was rated fifth in 1985.

As for his individual accomplishments, Lee was an AP All-American four years in a row, a consensus first team All-American in 1985, the Metro Conference Player of the Year in 1982 and 1985, the Metro Conference Tournament MVP in 1982 and 1984, the Metro Conference Freshman of the Year in 1982 and was first team All-Metro all four years. Also during his career, Lee was chosen to All-America teams by UPI, Converse, *The Sporting News*, *Basketball Weekly*, USBWA, *Basketball Times*, ESPN and NABC.

Lee is Memphis' all-time leading scorer with 2,408 career points and the school's all-time leading rebounder with 1,336 career boards.

The 6-foot-11 center's finest year was 1984-85 when he put the Tigers into the Final Four in Lexington, Ky. Lee led the Tigers to a 24-3 regular season record and a Metro Conference Tournament title.

Following his senior season, Lee was taken in the first round of the NBA Draft by the Chicago Bulls as the 11th overall pick.



34 Elliot Perry

Elliot Perry, who is the University of Memphis second all-time leading scorer, was one of the finest point guards to ever play for the Tigers.

The 6-foot, 150-pound Perry, led the Tigers to four-straight postseason tournaments and 76 wins. Perry, who played and started every game of his career, paced the Tigers in scoring, assists and steals three years in a row.

Coming out of Treadwell High School, Perry was rated one of the best players in the country. He averaged 34.5 points a game as a prep senior and was named the Tennessee state Player of the Year and was tabbed a McDonald's All-American.

He didn't let up as a Tiger either. In his freshman season, Perry put the team on his shoulders and led them to a 20-12 record and an NCAA bid. That year, Perry was named Metro Conference Freshman of the Year and was considered the top freshman point guard in the country by *Sport Magazine*.

In Perry's senior season, the little guy led the Metro Conference in scoring with a 20.8 average and steals with 85. Perry was voted first team All-Metro Conference and finished second in the Metro Player of the Year tabulation. Perry also became Memphis' and the Metro Conference's career leader in steals with 300 and became just the 10th player in NCAA history to collect as many. He also hit game-winning buzzer shots against Florida State and Miami and hit a three-pointer at the buzzer to send the East Tennessee game into overtime. Against ETSU, Perry scored a career-high 42 points.

For his career, Perry is ranked in the top 10 in over 25 different statistical categories.

Perry's number 34 jersey was retired in February of 1992.



25 Anfernee Hardaway

The most electrifying player in Tiger history, Anfernee "Penny" Hardaway became the seventh player to have his jersey retired when the University of Memphis honored him on Jan. 23, 1994.

Hardaway, who last played with the New

York Knicks in 2005-06, enjoyed a fabulous two seasons with the Tigers by leading the squad to two-straight NCAA appearances, including an Elite Eight showing in 1992.

For his career, Hardaway guided the Tigers to a 43-23 record (.652), eight wins over nationally-ranked teams and recorded the school's first-ever triple-doubles. His two-season scoring numbers are good enough to be tied for 13th-best all-time and he set numerous other records in just 66 games.

The people who were fortunate enough to see the consensus All-American and two-time Great Midwest Conference Player of the Year should cherish those moments forever. He could do it all on the basketball court — score, pass, rebound, block shots, collect timely steals and bring a crowd to its feet with electrifying slam dunks. Hardaway also had the ability to make at least one play every game that would leave an entire crowd, at home or on the road, shaking their heads in total amazement. He was truly a special player.



13 Forest Arnold

On January 14, 1995, the University of Memphis recognized former Tiger great Forest Arnold by retiring his jersey No. 13 in pregame ceremonies.

Arnold, who played for the Tigers from 1952-56, was the first-ever All-American in school history. During his career, Arnold helped lead the Tigers to 62 wins, including the school's first-ever NCAA appearance in 1955 against Penn State.

Arnold is the school's fifth all-time leading scorer with 1,854 career points and ranks as Memphis' second career rebounding leader with 1,109. Arnold is one of just four players in Memphis basketball history to score more than 1,000 points and grab more than 1,000 rebounds.

One of many highlights during his sterling career was a school-record (at the time) 46-point game against Hardin-Simmons in the old Fieldhouse.

Arnold currently resides in Springfield, Mo., with his wife, Virginia Lee. The couple has four children. Arnold is a minister and professor at Central Bible College in Springfield.

H
i
s
t
o
r
y

AAAA

NAME (Jersey No.)	Hometown	Years
ADEBAYO, Sunday (40)	Benin City, Nigeria	1996-97
ADKINS, Sidney (10)	Memphis	1986-88
ALBRIGHT, Jon (14)	Greensboro, N.C.	1980-84
ALEXANDER, Craig (34,50)	Peoria, Ill.	1964-67
ALEXANDER, Marvin (51, 54)	Memphis	1985-88
ALLEN, Andre (15)	Memphis	2006-07
ALLEN, Chad (4)	Little Rock, Ark.	1995-97
ALLEN, Harry (42)	Norristown, Pa.	1996-98
ALLEN, Kelvin (31)	Bolivar, Tenn.	1989-93
AMMER, Oscar (21)	Indianapolis, Ind.	1956-58
ANDERSON, Antonio (12)	Lynn, Mass.	2006-07
ANDREWS, Ken (24)	Puxico, Mo.	1971-74
ARNOLD, Forest (13)	Puxico, Mo.	1952-56
ARNOLD, Orby (17,13)	Bloomfield, Mo.	1955-59
ASKEW, Vincent (30)	Memphis	1984-87
ATHA, Jim (21,43)	Kent, Ohio	1963-65

BBBB

BAILEY, Dewayne (42)	Memphis	1983-88
BAILEY, Hashim (35)	Paterson, N.J.	2007
BALLARD, Jimmie (43,3)	Memphis	1953-55
BALLARD, Steve (43)	Memphis	1987-89
BANKS, Arthur (34)	Forrest City, Ark.	1978-80
BANKS, Sean (32)	Englewood, N.J.	2004
BARCLAY, Arthur (55)	Camden, N.J.	2001-02, 04-05
BARNES, Bert	Bells, Tenn.	1935-37
BARNHILL, John	Memphis	1923-24
BARRON, Earl (30)	Clarksdale, Miss.	1999-02
BATTLE, Jeffrey (31)	Rocky Mount, N.C.	1978-81
BATTLE, A. Maceo (23)	Memphis	1979-83
BECKMAN, Hunter (24)	Troy, Mo.	1961-63
BECTON, Willie (45)	Memphis	1983-85
BEDFORD, William (50)	Memphis	1983-86
BERTRAM, Ray (36)	Memphis	1948-49
BETZELBERGER, Steve (30)	Memphis	1964-65
BEVERIDGE, Pat (41,40)	Columbus, Ohio	1967-70
BLAIR, Danny (11)	Memphis	1970-71
BOAZ, Bob	Paducah, Ky.	1947-48
BORSA, Stanley	Memphis	1928-32
BOYD, Dwight (31)	Memphis	1984-88
BRADFORD, Keldrick (20)	Dallas, Texas	1996-98
BRADLEY, James (35)	Memphis	1976-79
BRALEY, Ed (41)	Montgomery, Ala.	1966-67
BRANCH, Jake (8)	Memphis	1941-42
BRIDGES, Darrell (45)	Monette, Ark.	1973-75
BRITTIAN, Michael (50)	Atlanta, Ga.	1996-98
BROWN, David (11)	Silsbee, Texas	1974-77
BROWN, Ron (31)	Roanoke, Ill.	1966-68
BRYAN, Kent (15)	Kansas City, Mo.	1957-58
BUCKMON, Jesse (43)	Florence, Ala.	1969-70
BUFF, Tim (33, 32)	Springfield, Mo.	1957-59
BUFORD, Billy (20)	Glasgow, Ky.	1972-74
BURKS, Antonio (1)	Memphis	2001-04
BURNETT, Ron (24)	Nashville, Tenn.	1969-70
BURTON, Jewell (40)	Memphis	1989-90
BUSH, Larry (44)	Chicago, Ill.	1983-84
BUTCHER, Bill (25)	Loogootee, Ind.	1975-76
BUTCHER, Jack (42,3)	Loogootee, Ind.	1951-57
BUTLER, Mike (12)	Memphis	1965-68

CCCC

CALDWELL, Ken (11)	Union City, Tenn.	1952-56
CARNEY, Rodney (10)	Indianapolis, Ind.	2002-06
CARTER, Pate (9)	Memphis	1945-46
CHASE, Wyatt (20)	Charlotte, N.C.	1978-79
CHATMAN, Shyrone (15)	Baton Rouge, La.	1997-01



Forest Arnold was Memphis' first All-American being named to both the UPI and Converse teams.

CHRIST, Steve (43)	Arcanum, Ohio	1970-72
CLEARY, Marty (11)	Memphis	1956-57
COLES, Sidney (50)	Lewesburg, Va.	1992-94
COOK, Bill (43)	Memphis	1973-76
COOPER, Kareem (42)	Washington, D.C.	2006-07
CORN, Robert (15)	Benton, Ill.	1973-76
COUGHENOUR, Rick (14)	Maplewood, Mo.	1968-70
CRAWFORD, James	Memphis	1938-39
CREASON, Coy (92)	Brewers, Ky.	1948-52
CRENSHAW, Rufus	Lucy, Tenn.	1924-25
CROOK, Tommy (29)	Memphis	1946-48

DDDD

DANIELS, Dinno (3)	New Orleans, La.	1998-99
DARNALL, Roy (96, 62)	Brewers, Ky.	1949-52
DAVIS, Marion	Whitehaven, Tenn.	1924-25
DAVIS, Millard (44, 50)	Cave-in-Rock, Ill.	1953-55
DAVIS, Terry (20)	Hopkinsville, Ky.	1966-67
DETCHON, Floyd	Goodlettsville, Tenn.	1927-29
DESCHPEPPER, Ed (11)	Kansas City, Mo.	1973-75
DIARRA, Modibo (43, 45)	Mali, West Africa	2000-04
DILLARD, Stanley	Memphis	1926-27
DONNELL, Bob		1924-27
DODDS, Jack		1932-34
DORSEY, Richard "Joey" (15, 32)	Baltimore, Md.	2005-07
DOUGLAS, Anthony (55)	Memphis	1990-93
DOUGLAS, James (43, 44)	Nashville	1968-71
DOUGLAS, Rodney (41)	Memphis	1985-89
DOUGLAS-ROBERTS, Chris (3,14)	Detroit, Mich.	2006-07
DOYLE, Neal (3)	Memphis	1953-54
DOZIER, Robert (2)	Lithonia, Ga.	2006-07
DREWELL, Don (15)	Memphis	1961-62
DUNCAN, Tim (13)	Memphis	1988-92
DUNEK, Ken (45)	Marengo, Ill.	1977-78
DUVALL, Charles (23)	Inverness, Miss.	1971-72

EEEE

EARHART, Charles		1947-48
EMMONS, Billy (24)	Memphis	1950-52

ERB, Bruce (3)	Paterson, N.J.	1957-58
ERWIN, Duane (11)	Huntsville, Ala.	2001-05
EVANS, "Rabbit"	Decaturville, Tenn.	1926-29

FFFF

FAIRFIELD, Ron (30)	Jacksonville, Ill.	1973-75
FERGUSON, Reginold	Halls, Tenn.	1934-37
FINCH, Larry (21)	Memphis	1970-73
FINCH, Larry, Jr. (21)	Memphis	1995-97
FLETCHER, Hollis	Dyer, Tenn.	1924-25
FLETCHER, Mike (23)	Collinsville, Ill.	1970-71
FORD, Deuce (32)	Memphis	1993-94
FORMAN, Shannon (40)	Baton Rouge, La.	1999-01
FORREST, Rob (10)	Memphis	1992-96
FORTNER, Elmore (55)	Puxico, Mo.	1953-56
FOX, David (12)	Memphis	1945-46
FOX, Jason (4)	Memphis	1992-95
FOXWORTH, Bob (14)	St. Louis, Mo.	1971-72
FRANKLIN, Wayne (7, 23)	Memphis	1945-48
FROMM, Kevin (41)	Raytown, Mo.	1977-79
FROST, Jeff (13, 11)	Los Altos, Calif.	1968-70
FULGHUM, Gene	Bolivar, Tenn.	1926-27
FULLER, Damonn (30)	Jackson, Tenn.	1995-97
FURRY, Ross (11)	Indianapolis, Ind.	1968-69

GGGG

GALES, John (3)	Bolivar, Tenn.	1995-97
GARBER, Larry (40)	Kingsport, Tenn.	1961-63
GARDNER, Alton	Dyersburg, Tenn.	1936-38
GARNER, Chris (00)	Memphis	1993-97
GARRETT, Darrell (33)	Memphis	1967-68
GAY, John (20)	Miami, Fla.	1968-69
GIBSON, Cheyenne (14)	Memphis	1987-90
GIEGER, Bob	Memphis	1945-48
GIPSON, Johnnie (13)	Vance, Miss.	1980-82
GOLDEN, Detric (5)	Memphis	1997-98
GRAINGER, Jack (87, 16)	Sellersburg, Ind.	1949-52
GRANTHAM, Jimmy		1936-37
GRAY, Barthel	Selmer, Tenn.	1934-37
GRAY, Sylvester	Memphis	1986-87
GREEN, Garrick (15)	Holly Springs, Miss.	2003-04
GRICE, John (20)	Memphis	2000-01, 02-03
GRIFFIS, Bob (33, 86)	Yorktown, Ind.	1949-52
GULLETT, "Hoss"		1928-29
GUMMERSBACH, Joe (44, 11)	St. Louis, Mo.	1957-59
GUNN, John (24, 44)	Memphis	1974-77

HHHH

HALE, Boswell	Memphis	1924-25
HANCOCK, Buster (12)	Memphis	1974-79
HARDAWAY, Anfemee (25)	Memphis	1991-93
HARRIS, James (35)	Houston, Texas	1997-00
HARRIS, Riley	Bolivar, Tenn.	1934-37
HAWKINS, Don (50)	Grayslake, Ill.	1963-64
HAWKINS, Jimmy	Memphis	1964-68
HAYNES, Chris (14)	Memphis	1991-93
HAYNES, Paul	Water Valley, Miss.	1947-48
HAYNES, Phillip "Doom" (32)	Memphis	1980-84
HAYS, Martin "Spud" (44, 99)	Henry, Tenn.	1954-58
HEAD, James (22)	Brownsville, Tenn.	1947-48
HEADDEN, Herman "Slick"		1923-27
HENDERSON, Cedric (45)	Memphis	1993-97
HIGGINBOTHAM, Roy (4)	Memphis	1945-46
HILL, Marvin (7)	Brighton, Tenn.	1940-41
HILLARD, Marion (42)	Crystal Springs, Miss.	1974-76
HILLIARD, Herb (24)	Millington, Tenn.	1966-69
HILLMAN, John (44)	Memphis	1962-65
HINDSMAN, Sam (6)	Columbus, Miss.	1939-41

HOCKADAY, James (16, 34)	Selmer, Tenn.	1955-59
HODSON, Phil (26)	Yorktown, Ind.	1948-52
HOLCOMB, Don (15)	Charleston, S.C.	1969-72
HOLLIMON, Darrel (20)	Memphis	1976-78
HOLMES, Baskerville (43)	Memphis	1982-86
HOPSON, Cody (12)	Sapulpa, Okla.	1995-98
HORTON, Fred (25)	Durham, N.C.	1969-72
HORTON, James (30)	Ramer, Tenn.	1961-63
HOUPE, Wesley		1937-38
HORNE, Jerrell (41)	Memphis	1992-94
HOWZE, Duke	Memphis, Tenn.	1924-25
HUBBARD, Tony (55)	St. Petersburg, Fla.	1979-83
HUDSPETH, Maurice (9, 28)		1940-47
HUNT, Jeremy (5)	Memphis	2002-05, 2007
HUNTER, Jimmie "Snap" (10)	Memphis	1998-99
HURT, Jerry (23)	Indianapolis, Ind.	1969-70
HUTTON, E.L.	Memphis	1944-45

INGOLD, Jim (21, 15)	Morton, Ill.	1962-64
ISBELL, Dennis (34)	Blytheville, Ark.	1976-81
IVIE, Marcus	Memphis	1945-46

JACKSON, Alfred		1938-39
JACKSON, James (23)	Memphis	1967-69
JACKSON, Otis (10)	Arlington, Tenn.	1978-82
JACKSON, Tom (55)		1959-60
JAMES, Ira		1928-29
JENSEN, David (44)	Greenville, S.C.	1984-86
JOHNSON, Mingo (11)	Nashville, Tenn.	1994-96
JOHNSTON, Harry (15)	Gulfport, Miss.	1964-65
JONES, Clarence (40)	Fort Mitchell, Ala.	1973-76
JONES, Don (35)	Nashville, Tenn.	1953-55
JONES, "Dubbb"		1926-29
JONES, Marshall	Humboldt, Tenn.	1935-39
JONES, Richard (33)	Memphis	1968-69
JONES, Shamel (55)	Brooklyn, N.Y.	1998-01

KELLER, Ollie (44)	Maryville, Tenn.	1952-53
KEMP, Willie (1)	Bolivar, Tenn.	2007
KENNEDY, Shannon (12)	Muncie, Ind.	1972-73
KENON, Larry (35)	Birmingham, Ala.	1972-73
KENT, Jim (10)	Saltillo, Tenn.	1940-42
KIBBEY, Phil (44, 13)	Yorktown, Ind.	1958-60
KILZER, John (32)	Jackson, Tenn.	1975-79
KINDER, Dick (43)	Petersburg, Ind.	1952-54
KINGSOLVER, Leon (12, 77, 56)	Ft. Knox, Ky.	1948-52
KIRK, George	Marion, Ohio	1961-64
KIRK, Lowery (77, 25)	Homsby, Tenn.	1957-61
KOEHLE, Bill (32)	Wheeling, W.V.	1961-62
KOFFMAN, Jim (7)	Trenton, Tenn.	1941-42
KOFFMAN, Neill (30, 33)		1946-48

LANCASTER, Jesse	Bath Springs, Tenn.	1931-34
LANE, Ted (35)	Indianapolis, Ind.	1959-60
LAURIE, Bill (10)	Versailles, Mo.	1971-74
LECOMTE, Ray (42)	Bruceton, Tenn.	1981-82
LEE, Keith (24)	W. Memphis, Ark.	1981-85
LEE, Rodney (40)	Philadelphia, Pa.	1976-79
LINDSAY, John (30)	Pittsburgh, Pa.	1969-71
LISS, Jim (15)	Crown Point, Ind.	1972-75
LONDON, Paris (14)	Memphis	1998-00



Memphis won 104 games during the four-year careers of Ricky McCoy (above) and Keith Lee, culminating with an appearance in the 1985 NCAA Final Four.

LONG, Fred	Scotts Hill, Tenn.	1937-39
LONG, Travis (20)	Dumont, N.J.	2006
LOOS, Dave (30)	Mehlville, Mo.	1966-69
LOPEZ, Ivan (31)	Aguadilla, P.R.	2004
LOWERY, Tommy (23)	Philadelphia, Pa.	1977-79
LUCKETT, Bubba (41)	Memphis	1979-83
LYLES, Demond (11)	Lima, Ohio	1996-97

MACK, Doneal (20)	Charlotte, N.C.	2007
MADLOCK, Tony (20)	Memphis	1988-92
MANGUM, Fred (32)	Savannah, Tenn.	1958-60
MANN, Paul (21)	Afton, Mo.	1967-70
MASEY, Milton		1926-29
MASSIE, Chris (4)	Arcola, Texas	2001-03
MATHIS, Van (82)	Brewers, Ky.	1948-52
MAYO, Milton	Cades, Tenn.	1933-37
McCALMAN, Bill	Memphis	1928-29
McCLAIN, Bill (36, 22)	Selmer, Tenn.	1951-55
McCLAIN, Ronald (30)	Memphis	1987-91
McCOY, Ricky (11)	Memphis	1981-85
McDONALD, Argyle	Monroe, Tenn.	1941-42
McDONALD, Bob (44)	Charlotte, N.C.	1956-57
McDOWELL, Hank (42)	Memphis	1977-81
McFADGON, Scooter (3)	Memphis	2000-02
McGEE, Van (31)	Memphis	1946-47
McGINNIS, Baker		1933-34

McGRADY, Chance (11, 55)	Auburndale, Fla.	2006-07
McKINNEY, Doug (40)	Fairfield, Ohio	1970-73
McKINISTRY, John	Reagan, Tenn.	1933-35
McKIRNAN, Bob (13)	Celina, Ohio	1969-72
McKNIGHT, Joe "Nip" (66, 33)	Bemis, Tenn.	1952-53
McLAUGHLIN, John (15)	Monticello, Ind.	1987-91
McMACKIN, Ronald	Hollow Rock, Tenn.	1937-38
McMAHAN, Jamie (12)	Ripley, Tenn.	1962-65
McMAHAN, Larry (40, 25)	Ripley, Tenn.	1963-66
MEACHAM, Steve (30)	Philadelphia, Pa.	1975-80
MEADOR, Don (11)		1945-46
MELTON, Joe (3)	Whitehaven, Tenn.	1940-41
MENDROP, Othel (29, 16)	Vicksburg, Miss.	1947-49
MILLS, Calvin	Brighton, Tenn.	1933-34
MIRRIELES, Alan (32)	Long Island, N.Y.	1964-67
MISKA, Steve	Normal, Tenn.	1928-29
MITCHELL, Jim (4)	Yorktown, Ind.	1958-59
MITCHELL, Leon (12)	Memphis	1991-95

MONTS, James	Plantersville, Miss.	1941-42
MOODY, Kenneth (32)	Memphis	1985-87
MOODY, Marcus (30)	Memphis	1997-01
MOORE, Greg (22, 12)	Memphis	1977-80
MOORE, Wilson	Union City, Tenn.	1935-37
MORGAN, Tim (14)	Sedalia, Mo.	1963-65
MORTON, Fred (3)	Memphis	1941-42
MOYES, Bobby (5, 23)	Memphis	1945-48
MULVAGH, Aaron (20)	South Hadley, Mass.	1998-00
MUNDT, Bret (53)	Jackson, Tenn.	1987-89
MUNDT, Todd (51)	Jackson, Tenn.	1989-92

NASH, Montrell (52)	St. Louis, Mo.	1989-91
NEAL, Chuck (54)	Cobden, Ill.	1965-68
NEELY, Summers		1937-38
NELSON, Gregg (33)	Geneva, Ill.	1965-66
NEUMANN, Bob (14, 34)	Cincinnati, Ohio	1961-64
NEWMAN, James (15)	Cincinnati, Ohio	1995-96
NEWSOM, Rodney (20)	Memphis	1992-96
NIEBRUEGGE, Bob (21, 41)	Waterloo, Ill.	1964-66
NILES, Pierre (4)	Memphis	2007
NJOYA, Simplicie (14)	Yaoundé, Cameroon	2005-06
NOLAN, Marcus (15)	Memphis	1991-95

OAKLEY, Bill	Senatobia, Miss.	1945-48
O'DELL, Mike (44)	Hamilton, Ohio	1965-68
O'NEAL, Allan (31)	Clarksville, Tenn.	1962-63
OUSLEY, Jermaine (4)	Milwaukee, Wisc.	1997-99
OWENS, Jim (72)	Brewers, Ky.	1948-49

PAOLETTI, Gene (17, 69)	Pocahontas, Ill.	1947-51
PARKER, Joe (32, 12)	Louisville, Ky.	1979-80
PARKS, Bobby (22)	Grand Junct., Tenn.	1980-84
PARR, Carlos	Trenton, Tenn.	1924-25
PARRISH, Jerry (33)	Chillicothe, Mo.	1961-63
PENDARVIS, Gene (42, 33)	Brooklyn, N.Y.	1968-70
PERRY, Elliot (34)	Memphis	1987-91
PETTY, B.G. (30, 11, 21)	Memphis	1963-66



Ronnie Robinson, one of the Tigers' all-time leading rebounders, helped lead Memphis to the 1973 NCAA Finals.

PHILLIPS, Bob (4)	Brighton, Tenn.	1940-41
PHILLIPS, Derrick (35)	St. Louis, Mo.	1979-84
PITTMAN, Billy (3)	Memphis	1945-46
POPE, Foy		1933-34
PRICE, Aaron (34)	W. Memphis, Ark.	1981-85
PRICE, George (66, 15)	Monticello, Ind.	1957-60
PRICE, Paul (11)	Monticello, Ind.	1961-62
PROCTOR, Joe (10)	Knoxville, Tenn.	1968-71

QQQQ

QUAST, Tom (50, 25)	San Jacinto, Calif.	1967-69
---------------------	---------------------	---------

RRRR

RAGAN, Ron (55, 88)	Indianapolis, Ind.	1956-58
RANDOLPH, Don (44, 55)	Potts Camp, Miss.	1961-63
REED, Benny (36)	New Albany, Miss.	1949-51
REED, Dexter (22)	Little Rock, Ark.	1973-77
REID, Glen (24)	Bartlett, Tenn.	1965-66
RICE, Anthony (23)	Atlanta, Ga.	2001-05
RICHARDS, Torian (5)	Memphis	1996-97
RICHMOND, Billy (12)	Memphis, Tenn.	2002-03
ROBERTSON, Bill	Union City, Tenn.	1948-49
ROBINSON, Ronnie (33)	Memphis	1970-73
ROBINSON, Vincent (23)	Bridgeport, Ala.	1985-86
ROCHELLE, Paul	Rutherford, Tenn.	1926-27
ROCHELLE, Thomas		1934-35
ROMP, Jack (23)	Toledo, Ohio	1965-67
ROOT, Nathaniel (4, 32)	Adamsville, Tenn.	2000-03
ROSENBLUME, Norman	Brooklyn, N.Y.	1941-42
ROWLAND, Bill (21)	Greenwood, Miss.	1946-47
RUFUS, Tony (11)	Memphis	1978-79

SSSS

SANDERS, Lee (15)	Memphis	1976-78
SANDERS, Frank		1933-34
SANDRIDGE, Jared (30)	Memphis	2006-07
SAWYER, James (22)	Memphis	1946-47
SCHAEERER, William		1934-35
SCHMOLLINGER, Jack (20,22)	Greenville, Ill.	1947-51
SCHWAIGER, John		1937-39
SCHWAIGER, Francis	Cordova, Tenn.	1934-37
SCOGGINS, Albert	Memphis	1937-41
SCOTT, Danyell (11)	Lansing, Mich.	1991-92

SCOTT, Hoover (15)	Savannah, Tenn.	1953-57
SHORT, Herbert (9, 10)	Memphis	1941-46
SIDDALL, Jim (42)	Potts Camp, Miss.	1963-65
SHINE, Keiron (11)	Memphis	1998-00
SIMMONS, Winton	Memphis	1932-34
SIMS, Bill (17)	Union, Mo.	1952-54
SISSON, Pete (24)	Memphis	1946-47
SMITH, Billy (35)	Memphis	1990-93
SMITH, Bob (21)	Hillsboro, Mo.	1961-62
SMITH, Ed (20)	Hillsboro, Mo.	1961-62
SMITH, Ernest (23)	Memphis	1988-92
SMITH, Harmon (5)		1941-42
SMITH, Jason (5)	Washington, N.C.	1993-96
SMITH, Mackie Don (15)	Booneville, Miss.	1965-69
SMITH, Marshall		1937-38
SMITH, Joe (32, 55)		1951-53
SMITH, Randall (34, 52)	Booneville, Miss.	1947-48
SMITH, Tom (8)		1940-41
SNEED, Omar (31)	Beaumont, Texas	1997-99
SNYDER, Frank (44, 12)	Chico, Calif.	1959-62
SNYDER, John (13)	Dillsboro, Ind.	1962-65
SPIVA, Ben (42)	Memphis	1989-92
STEELE, Leslie (11, 33)	Pine Grove, Miss.	1940-47
STEINTHAL, Josh (23)	Sumner, Wash.	1996-97
STEPHENSON, Bob (22)	Calhoun, Tenn.	1951-52
STEWART, Mike (14)	Muncie, Ind.	1965-68
STREET, Howard (8, 30)	Cairo, Ill.	1945-48
STROUPE, James	Grand Junct., Tenn.	1937-39
SUTHERLAND, Vaughn (12)	Morganza, La.	1973-75
SWANDER, Bob (17, 7, 20)	Yorktown, Ind.	1954-58

TTTT

TANKERSLEY, George (50)	Versailles, Mo.	1964-65
TAYLOR, Garry (40, 45)	Cincinnati, Ohio	1979-82
TAYLOR, Ron (20)	Memphis	1967-68
TETZLAFF, Jerry (11)	South Bend, Ind.	1971-73
THIERO, Almamy (3)	Mali, West Africa	2004-05
THOMPSON, Ed	Brownsville, Tenn.	1928-29
THOMPSON, Red		1923-24
THWEATT, Barney (42)	Brewers, Ky.	1949-50
TIPTON, Ralph (20)	Memphis	1962-63
TODD, Curry	Memphis	1968-69
TORRANCE, Michael (43)	Memphis	1978-80
TRASK, Courtney (5)	Baton Rouge, La.	1999-01
TRENT, Walter (4)	Memphis	1941-42
TROSPER, Larry (23)	Ripley, Tenn.	1972-75
TUCKER, Albert	Memphis	1934-37
TURNER, Andre (10)	Memphis	1982-86
TYSON, Fulford	Normal, Tenn.	1924-25

UUUU

USELTON, Robert		1934-35
-----------------	--	---------

VVVV

VANVULPEN, Johnny (5)		1940-41
VAUGHN, David (50, 42)	Nashville, Tenn.	1991-95
VAUGHN, Elmer	Bartlett, Tenn.	1937-39
VINES, Charles (32, 33)	Mound City, Ill.	1962-64

WWWW

WADE, Clyde (0)	Memphis	2002-03; 2006-07
WAGNER, Dajuan (2)	Camden, N.J.	2001-02
WALKER, Odus	Buntyn, Tenn.	1926-29
WALLISA, John (33, 15)	Muncie, Ind.	1950-53
WASHINGTON, John (23)	Columbus, Ga.	1973-77
WASHINGTON JR., Darius (35)	Edgewater, Fla.	2005-06

WATSON, Orien (25)	Memphis	1988-89
WATTS, Preston (12)	Nashville, Tenn.	1940-42
WEAVER, Tim (31, 35)	West Frankfort, Ill.	1961-64
WEHLACZ, Joe (55)	Des Plaines, Ill.	1965-67
WEIL, Eddie (33)	Indianapolis, Ind.	1956-57
WEST, Stan (40)	Potosi, Mo.	1964-66
WESTFALL, West (42)	St. Louis, Mo.	1972-74
WILFONG, Gene (20)	Puxico, Mo.	1959-61
WILFONG, John (20)	Memphis	1983-87
WILFONG, Win (22)	Puxico, Mo.	1955-57
WILLHITE, Jerry (34, 25)	Memphis	1962-64
WILLIAMS, John (11)	Jackson, Miss.	1986-90
WILLIAMS, Shawne (4)	Memphis	2006
WILLIAMS, Waki (1)	Cincinnati, Ohio	2005-06
WILLIS, Tre'Von (3)	Fresno, Calif.	2007
WILSON, Ed (34)	Memphis	1973-76
WILSON, Michael (23)	Memphis	1994-96
WILSON, Wayne (33)	Memphis	1953-55
WIMMER, Justin (3)	Memphis	1993-95
WINN, Donn (99)	Marthaville, La.	1952-55
WISE, Kelly (45)	Ft. Walton Beach, Fla.	1998-02
WOLFE, Skip (33)	New Haven, Mo.	1957-60
WOOD, Clayton (66)	Scottsboro, Ala.	1949-51
WRIGHT, Alvin (10)	Memphis	1974-78
WRIGHT, Lorenzen (55)	Memphis	1994-96

YYYY

YATES, Wayne (40)	N. Little Rock, Ark.	1959-61
YERGEN, Arnold (32)	Memphis, Tenn.	1946-47
YOUNG, Russell (32)	Lagrange, Ark.	1987-92

ZZZZ

ZARECOR, Billy	Yorkville, Tenn.	1937-39
----------------	------------------	---------

2007-08 returnees in bold



In just two seasons as a Tiger, Lorenzen Wright scored 1,026 points.

Weekly Associated Press national rankings are designated in far right two columns (HR- Memphis ranking; VR- opponent ranking)

1920-21 Record: 22-7-1

Coach: Frederick Grantham

				HR	VR
D.	14	W	24	Whitehaven.....	14 — —
	16	W	71	McLemore.....	7 — —
	23	W	57	Messick High.....	8 — —
	24	W	21	Millington.....	6 — —
J.	7	W	66	Messick High.....	10 — —
	10	L	18	Memphis "Y" Rangers.....	27 — —
	11	W	11	Spedway.....	7 — —
	13	W	57	McLemore.....	7 — —
	14	L	35	Union.....	37 — —
	15	W	31	Ridgely.....	20 — —
	20	W	25	Memphis Univ. School.....	11 — —
	21	L	10	Millington.....	26 — —
	24	W	33	Memphis Tech High.....	13 — —
	25	W	52	Neshoba.....	5 — —
	26	W	58	Collierville.....	16 — —
F.	3	W	21	Central High.....	17 — —
	4	T	26	Covington Ramblers.....	26 — —
	5	L	22	UT Doctors.....	29 — —
	7	W	42	Messick High.....	10 — —
	9	L	26	Memphis "Y" Rangers.....	43 — —
	10	W	21	Christian Brothers.....	12 — —
	16	W	36	Millington.....	14 — —
	17	W	37	Memphis Univ. School.....	7 — —
	17	W	26	Union.....	19 — —
M.	3	W	16	Christian Brothers.....	15 — —
	4	W	31	Halls, Tenn.....	23 — —
	5	W	14	Halls, Tenn.....	10 — —
	7	L	7	Central High.....	14 — —
	10	W	24	Memphis Tech High.....	11 — —
	12	L	12	UT Doctors.....	18 — —

1921-22 Record: 1-7

Home: 1-1, Away: 0-6

Coach: W.H. DePriest

				HR	VR
J.	13	L	5	at Tiptonville Bulldogs.....	6 — —
	14	L	11	at Ridgely High.....	13 — —
	21	W	26	UT Doctors (Normal Cage).....	11 — —
F.	2	L	30	YMCA (Normal Cage).....	34 — —
	3	L	17	at Jonesboro YMCA.....	52 — —
	4	L	18	at Arkansas A&M.....	31 — —
	18	L	25	at Union.....	31 — —
	23	L	16	at YMCA.....	49 — —

1922-23 Record: 6-4

Home: 3-1, Away: 3-3

Coach: Lester Barnhard

				HR	VR
J.	12	W	16	at Ole Miss.....	14 — —
	13	L	16	at Ole Miss.....	25 — —
	20	L	33	at Memphis YMCA.....	44 — —
	24	W	32	Arkansas A&M YMCA.....	15 — —
	29	W	27	Hendrix College (ot).....	24 — —
F.	1	W	41	at Alamo High School.....	25 — —
	2	W	29	at Union.....	16 — —
	3	L	21	at Bemis (Tenn.) YMCA.....	26 — —
	16	L	18	UT Doctors.....	28 — —

NOTE: Memphis also defeated Union at home during the 1922-23 season, however score and date are unavailable.

1923-24 Record: 4-9

Home: 4-2, Away: 0-7

Coach: Lester Barnhard

				HR	VR
J.	11	L	18	at Ole Miss.....	43 — —
	12	L	13	at Ole Miss.....	20 — —
	18	W	27	Union (YMCA).....	20 — —
	26	W	23	Hendrix Co. (YMCA).....	18 — —
F.	2	L	26	Mississippi Co. (YMCA).....	42 — —
	6	L	14	UT Doctors.....	17 — —
	8	L	17	at Union.....	19 — —
	15	L	11	at Arkansas Normal.....	25 — —
	16	L	19	at Hendrix College.....	29 — —
	20	W	22	UT Doctors.....	17 — —
	25	W	37	Catholic Club (YMCA).....	26 — —
	29	L	19	at Memphis YMCA.....	29 — —
M.	3	L	26	at Memphis YMCA.....	29 — —

1924-25 Record: 3-5

Home: 2-1, Away: 1-4

Coach: Zach Curlin

				HR	VR
J.	10	W	32	SW Presbyt.-Clarksville.....	22 — —
	16	L	NA	at Millington.....	NA — —
	30	W	32	at Hall-Moody (Martin).....	28 — —
	31	W	28	Catholic Club (YMCA).....	19 — —
F.	2	L	19	at Ole Miss.....	51 — —
	3	L	14	at Ole Miss.....	44 — —
	7	L	23	UT Doctors.....	24 — —
	27	L	17	at Memphis YMCA.....	38 — —

1925-26 Record: 4-5

Home: 3-4, Away: 1-1

Coach: Zach Curlin

				HR	VR
J.	16	L	21	Lambuth (YMCA).....	26 — —
	19	L	21	Memphis Triangles.....	41 — —
	22	W	22	Jonesboro College.....	13 — —
	23	W	14	Jonesboro College.....	5 — —
F.	1	W	41	Bethel (YMCA).....	16 — —
	6	W	44	at Lambuth.....	25 — —
	9	L	19	Rhodes College (YMCA).....	31 — —
	12	L	31	at Arkansas A&M.....	33 — —
	17	L	22	Rhodes College (YMCA).....	35 — —

1926-27 Record: 5-7

Home: 2-3, Away: 3-4

Coach: Zach Curlin

				HR	VR
J.	7	W	42	Lambuth (YMCA).....	20 — —
	14	L	14	at Rhodes College.....	34 — —
	17	L	NA	at Young Men's Institute NA.....	— —
	21	W	33	Jonesboro College.....	13 — —
	23	W	39	at Lambuth.....	24 — —
	26	L	12	Rhodes College.....	17 — —
	28	L	29	Hall-Moody Institute.....	33 — —
F.	5	W	33	at Jonesboro College.....	20 — —
	9	L	28	at Earle, Ark.....	31 — —
	11	L	21	at Hall-Moody Institute.....	53 — —
	12	W	32	at Union.....	26 — —
	25	L	34	Memphis Triangles.....	43 — —

1927-28 Record: 10-11

Home: 5-2, Away: 3-8, Neutral: 2-1

Mississippi Valley Conf.: 5-3

Coach: Zach Curlin

				HR	VR
J.	6	W	62	*at Delta State.....	6 — —
	11	W	50	*Bethel (Messick HS).....	19 — —
	13	L	24	Rhodes College.....	32 — —
	18	W	38	*at Jonesboro College.....	31 — —
	20	W	36	*Lambuth.....	26 — —
	25	W	37	at Catholic Club.....	35 — —
	28	L	35	UT JC.....	58 — —
	31	L	30	at Elks Club.....	79 — —
F.	3	W	32	*Jonesboro College.....	17 — —
	4	L	30	*at Lambuth.....	43 — —
	7	L	28	at Rhodes College.....	57 — —
	10	L	24	*at Bethel.....	30 — —
	11	L	38	*at UT Martin.....	45 — —
	13	W	51	UT Doctors (Messick).....	18 — —
	15	L	26	at Earle, Ark.....	69 — —
	17	L	30	at Arkansas A&M.....	34 — —
	20	W	34	Arkansas A&M.....	30 — —
	24	L	20	at YMCA Triangles.....	32 — —

				HR	VR
<i>Mississippi Valley Tournament, Jonesboro, Ark.</i>					
M.	2	W	45	Will Mayfield (Mo.).....	23 — —
	2	W	40	Lambuth.....	24 — —
	3	L	37	UT JC.....	47 — —

*Mississippi Valley Conference game

1928-29 Record: 15-3

Home: 7-1, Away: 6-2, Neutral: 2-0

Mississippi Valley Conf.: 8-0

Coach: Zach Curlin

				HR	VR
J.	4	L	23	at Arkansas A&M.....	34 — —
	12	W	54	*at Delta State.....	14 — —
	14	W	40	Cumberland.....	27 — —
	16	L	31	Elk's Club.....	39 — —
	18	W	29	*Murray State.....	21 — —
	25	W	50	Arkansas A&M.....	22 — —
	29	W	52	Catholic Club.....	24 — —
F.	1	W	43	*at Jonesboro College.....	14 — —
	2	W	29	*Delta State.....	23 — —
	9	W	42	*Jonesboro College.....	25 — —
	15	W	28	*at UT JC.....	20 — —
	16	W	38	*at Murray State.....	30 — —
	19	W	50	*UT JC.....	17 — —
	20	W	40	at Catholic Club.....	30 — —
	23	L	32	at Bemis (Tenn.) YMCA.....	41 — —

				HR	VR
<i>Mississippi Valley Tournament, Murray, Ky.</i>					
M.	4	W	32	Jonesboro College.....	27 — —
	5	W	44	Will Mayfield (Mo.).....	22 — —
	5	W	33	at Murray State.....	31 — —

*Mississippi Valley Conference game

1929-30 Record: 16-8

Home: 11-1, Away: 5-7

Mississippi Valley Conf.: 12-2

Coach: Zach Curlin

				HR	VR
J.	3	W	22	Arkansas A&M.....	15 — —
	4	W	38	*at Caruthersville JC.....	31 — —
	10	W	32	*UT JC.....	10 — —
	13	W	27	*Will Mayfield (Mo.).....	14 — —
	17	W	34	*at UT JC.....	13 — —
	18	L	26	*at Murray State.....	42 — —
	22	L	24	Memphis YMCA.....	37 — —
	24	W	42	*at Delta State.....	25 — —

H
i
s
t
o
r
y

25	L	36	*at Sunflower (Miss.) JC	40	—	—
29	L	40	at Earle, Ark	41	—	—
31	W	24	*at Lambuth	19	—	—
F. 1	W	37	*at Bethel College	24	—	—
5	W	40	*Delta State	20	—	—
7	L	28	at Memphis YMCA	31	—	—
10	W	48	*Bethel College	34	—	—
14	W	38	*Murray State	37	—	—
15	W	33	*Lambuth	28	—	—
19	L	26	at Earle, Ark	65	—	—
21	L	21	at Arkansas A&M	26	—	—
22	W	34	*Sunflower (Miss.) JC	26	—	—

Mississippi Valley Tournament, Memphis, Tenn.

M. 3	W	44	Lambuth	30	—	—
3	W	37	Sunflower (Miss.) JC	12	—	—
4	W	41	Middle Tennessee	21	—	—
4	L	31	Murray State	34	—	—

*Mississippi Valley Conference game

1930-31

Record: 14-2

Home: 7-0, Away: 6-1, Neutral: 1-1

Mississippi Valley Conf.: 11-1

Coach: Zach Curlin

		HR	VR			
J. 2	W	39	Arkansas A&M	12	—	—
12	W	35	*at Freed-Hardeman	21	—	—
16	W	35	*Caruthersville (Mo.) JC	20	—	—
17	W	51	*Lambuth	23	—	—
23	W	28	*at Delta State	20	—	—
24	W	42	*at Sunflower (Miss.) JC	27	—	—
30	W	36	*at Bethel College	18	—	—
F. 6	W	67	*Freed-Hardeman	20	—	—
7	W	46	*at Lambuth	20	—	—
9	W	31	*Delta State	16	—	—
16	L	28	*at Caruthersville JC	30	—	—
20	W	45	at Arkansas A&M	21	—	—
21	W	64	*Sunflower (Miss.) JC	27	—	—
28	W	59	*Bethel College	19	—	—

Mississippi Valley Tournament, Martin, Tenn.

M. 2	W	35	Bethel College	33	—	—
3	L	32	Tennessee Tech	42	—	—

*Mississippi Valley Conference game

1931-32

Record: 11-10

Home: 7-3, Away: 3-6, Neutral: 1-1


Mississippi Valley Conf.: 9-5

Coach: Zach Curlin

		HR	VR			
J. 1	L	17	Arkansas A&M	24	—	—
2	L	12	*at Freed-Hardeman	40	—	—
8	L	26	*Caruthersville (Mo.) JC	30	—	—
15	W	40	*UT JC	32	—	—
16	L	38	at Arkansas A&M	40	—	—
20	W	19	Copiah-Lincoln JC	14	—	—
22	L	31	*at Delta State	42	—	—
23	L	23	*at Sunflower (Miss.) JC	27	—	—
26	W	41	*Bethel College	12	—	—
29	L	24	*at Caruthersville JC	28	—	—
30	W	43	*Freed-Hardeman	29	—	—
F. 1	W	32	*Delta State	19	—	—
5	W	42	*at UT JC	33	—	—
6	W	33	*at Bethel College	23	—	—
12	W	41	*Lambuth	28	—	—
13	W	38	*Sunflower (Miss.) JC	25	—	—
19	W	48	*at Lambuth	18	—	—
20	L	25	Tennessee Tech	34	—	—
27	L	23	at Tennessee Tech	31	—	—

Mississippi Valley Tournament, Jackson, Tenn.

M. 4	W	44	UT JC	25	—	—
------	---	----	-------	----	---	---



Large crowds were the norm even back in the 1930s and 1940s when the Tigers took the court in Memorial Gym. Memphis played in the campus facility from 1929-51, before moving to what is now known as the Elma Roane Fieldhouse.

5	L	36	Caruthersville (Mo.) JC	45	—	—
---	---	----	-------------------------	----	---	---

*Mississippi Valley Conference game

1932-33

Record: 7-6

Home: 5-2, Away: 2-3, Neutral: 0-1

Mississippi Valley Conf.: 5-3

Coach: Zach Curlin

		HR	VR			
J. 5	L	27	*at Freed-Hardeman	39	—	—
13	W	53	David Lipscomb	23	—	—
14	W	39	*Bethel College	29	—	—
20	W	39	*at Delta State	27	—	—
27	W	25	Mississippi College	23	—	—
28	L	30	*at Bethel College	39	—	—
F. 1	L	30	*Delta State	37	—	—
3	L	29	at Union	54	—	—
7	W	42	*Lambuth	26	—	—
10	W	36	Freed-Hardeman	27	—	—
11	L	32	Union	43	—	—
13	W	34	*at Lambuth	30	—	—

Mississippi Valley Tournament, Jackson, Tenn.

27	L	34	Delta State	40	—	—
----	---	----	-------------	----	---	---

*Mississippi Valley Conference game

1933-34

Record: 5-14

Home: 3-7, Away: 2-7

Coach: Zach Curlin

		HR	VR			
J. 2	L	16	Western Kentucky	28	—	—
9	L	24	at Union	38	—	—

11	L	30	Lambuth	41	—	—
13	L	27	at Arkansas A&M	32	—	—
16	L	26	at Freed-Hardeman	39	—	—
18	W	47	Bethel College	31	—	—
20	L	30	Union	37	—	—
25	L	33	at Western Kentucky	46	—	—
26	L	33	at Tennessee Tech	43	—	—
27	L	33	at Middle Tennessee	45	—	—
30	W	43	at Bethel College (ot)	39	—	—
F. 1	L	19	at Lambuth	41	—	—
3	L	19	Freed-Hardeman	29	—	—
8	L	34	Tennessee Tech (2 ot)	38	—	—
10	W	34	at David Lipscomb	24	—	—
13	L	30	Arkansas A&M	32	—	—
17	L	18	Middle Tennessee	36	—	—
20	W	36	Northwest Mississippi JC	17	—	—
22	W	26	David Lipscomb	22	—	—

1934-35

Record: 5-15

Home: 3-8, Away: 2-7

Coach: Zach Curlin

		HR	VR			
J. 4	L	20	Southeast Missouri	25	—	—
5	L	18	at Murray State	63	—	—
8	L	23	Union	52	—	—
11	L	31	at Middle Tennessee	33	—	—
12	W	35	at Tennessee Tech	32	—	—
18	W	33	David Lipscomb	26	—	—
19	L	28	Tennessee Tech	29	—	—
22	L	31	at Union	43	—	—
25	W	32	Arkansas State	31	—	—

26	W	41	at Delta State.....	40	—	—
30	L	17	Freed-Hardeman.....	40	—	—
F.	1	L	22 Lambuth.....	42	—	—
2	L	23	at Arkansas State	51	—	—
7	L	32	Murray State	47	—	—
8	L	14	at Southeast Missouri.....	35	—	—
14	L	31	Delta State.....	35	—	—
15	L	NA	at David Lipscomb.....	NA	—	—
16	L	28	Lambuth.....	41	—	—
22	L	27	at Freed-Hardeman.....	59	—	—
23	W	33	Middle Tennessee	23	—	—

1935-36 Record: 7-7
Home: 4-4, Away: 3-3
Coach: Zach Curlin

J.	2	W	32	Mississippi College.....	26	—	—	HR VR
11	L	27	Union.....	35	—	—	—	—
17	L	35	at Middle Tennessee.....	42	—	—	—	—
18	W	30	at Tennessee Tech.....	26	—	—	—	—
24	L	14	Murray State.....	51	—	—	—	—
30	W	37	Millsaps.....	23	—	—	—	—
31	W	28	Tennessee Tech.....	14	—	—	—	—
F.	3	W	29	Delta State.....	26	—	—	—
10	L	34	Louisiana College.....	36	—	—	—	—
15	L	34	Middle Tennessee	40	—	—	—	—
21	L	31	at Union.....	43	—	—	—	—
22	L	26	at Murray State.....	45	—	—	—	—
28	W	31	at Millsaps.....	28	—	—	—	—
29	W	41	at Mississippi College.....	38	—	—	—	—

1936-37 Record: 5-7
Home: 3-3, Away: 2-4
Coach: Zach Curlin

J.	9	W	37	Tennessee Tech.....	26	—	—	HR VR
13	L	30	Murray State.....	33	—	—	—	—
14	L	21	at Tennessee Tech.....	22	—	—	—	—
15	L	24	at Middle Tennessee	33	—	—	—	—
16	W	52	at Middle Tennessee	33	—	—	—	—
22	W	39	Jacksonville (Ala.).....	25	—	—	—	—
23	L	24	Delta State.....	28	—	—	—	—
F.	2	L	32	at Murray State.....	35	—	—	—
6	L	25	Union.....	41	—	—	—	—
9	W	43	Austin Peay.....	31	—	—	—	—
18	L	23	at Union.....	32	—	—	—	—
26	W	41	at Delta State.....	40	—	—	—	—

1937-38 Record: 0-14
Home: 0-7, Away: 0-7
Coach: Zach Curlin

J.	7	L	16	at Murray State.....	42	—	—	HR VR
8	L	25	at Arkansas State.....	41	—	—	—	—
13	L	36	at Delta State.....	64	—	—	—	—
14	L	31	at Mississippi Southern.....	50	—	—	—	—
22	L	20	Arkansas State.....	39	—	—	—	—
28	L	32	Union.....	58	—	—	—	—
31	L	35	Murray State.....	68	—	—	—	—
F.	5	L	34	Delta State.....	69	—	—	—
10	L	26	at Union.....	42	—	—	—	—
11	L	29	at Middle Tennessee	30	—	—	—	—
12	L	23	at Tennessee Tech.....	50	—	—	—	—
16	L	12	Rhodes College	44	—	—	—	—
18	L	33	Tennessee Tech.....	49	—	—	—	—
19	L	43	Middle Tennessee	44	—	—	—	—

1938-39 Record: 2-13
Home: 2-7, Away: 0-6
Coach: Zach Curlin

J.	9	L	32	at Arkansas State.....	38	—	—	HR VR
L	31	at Middle Tennessee	41	—	—	—	—	—
14	L	35	at Tennessee Tech.....	37	—	—	—	—
20	L	20	at Union.....	33	—	—	—	—
23	L	28	Southwestern	33	—	—	—	—
24	L	53	Delta State.....	58	—	—	—	—
26	W	53	Arkansas State	45	—	—	—	—
28	L	33	at Murray State.....	66	—	—	—	—
F.	3	L	40	Tennessee Tech.....	43	—	—	—
4	L	31	Middle Tennessee	39	—	—	—	—
7	L	38	Rhodes College.....	45	—	—	—	—
10	L	43	Jacksonville (Ala.).....	47	—	—	—	—
11	L	35	Murray State.....	40	—	—	—	—
16	W	43	Union (ot).....	39	—	—	—	—
17	L	42	at Delta State.....	69	—	—	—	—

1939-40 Record: 7-9
Home: 6-3, Away: 1-6
Coach: Zach Curlin

D.	15	L	29	Ole Miss.....	40	—	—	HR VR
J.	6	L	44	at Arkansas State.....	45	—	—	—
12	L	29	at Delta State.....	50	—	—	—	—
13	W	35	Murray State.....	32	—	—	—	—
20	W	38	Tennessee Tech.....	27	—	—	—	—
23	L	34	at Murray State.....	66	—	—	—	—
25	L	29	Arkansas Teachers.....	38	—	—	—	—
26	L	35	at Middle Tennessee	52	—	—	—	—
27	L	35	at Tennessee Tech.....	44	—	—	—	—
F.	3	W	46	Rhodes College (2 ot).....	44	—	—	—
6	W	52	Union.....	40	—	—	—	—
7	L	41	Arkansas State.....	46	—	—	—	—
10	W	41	Middle Tennessee St.....	31	—	—	—	—
13	W	39	at Rhodes College.....	36	—	—	—	—
16	W	38	Delta State.....	37	—	—	—	—
21	L	47	at Union.....	65	—	—	—	—

1940-41 Record: 9-8
Home: 5-4, Away: 3-3, Neutral: 1-1
Coach: Zach Curlin

J.	7	L	31	#Ford V8s.....	39	—	—	HR VR
11	W	45	at Union.....	38	—	—	—	—
14	W	29	at Southwestern.....	28	—	—	—	—
17	W	46	Mississippi Southern.....	41	—	—	—	—
22	L	25	Delta State.....	37	—	—	—	—
23	L	29	at Tennessee Tech.....	32	—	—	—	—
24	W	37	at Middle Tennessee	28	—	—	—	—
31	W	40	^Coca Cola.....	25	—	—	—	—
F.	4	W	29	Southwestern.....	27	—	—	—
6	L	26	at Delta State.....	58	—	—	—	—
7	W	43	Tennessee Tech (ot).....	41	—	—	—	—
14	L	45	Murray State.....	52	—	—	—	—
15	W	52	Middle Tennessee	36	—	—	—	—
18	L	41	New York Celtics.....	48	—	—	—	—
21	L	31	at Murray State.....	55	—	—	—	—
24	L	37	Southwestern.....	46	—	—	—	—

#Gaston Community Center, Memphis
^Ellis Community Center, Memphis
NOTE: Memphis also defeated Union at home, however score and date are unknown.

1941-42 Record: 7-9
Home: 5-3, Away: 2-5, Neutral: 0-1
Coach: Zach Curlin

J.	8	W	40	Buckeye Pulp Plant.....	32	—	—	HR VR
12	W	50	at Rhodes College.....	25	—	—	—	—
15	L	43	Union.....	45	—	—	—	—
20	L	31	at Murray State.....	46	—	—	—	—
21	W	47	at Union.....	41	—	—	—	—
27	L	24	at Delta State.....	43	—	—	—	—
29	W	32	Tennessee Tech.....	29	—	—	—	—
F.	2	L	43	#Goldcrest.....	54	—	—	—
3	L	29	Delta State.....	32	—	—	—	—
5	W	70	Middle Tennessee	29	—	—	—	—
11	W	51	Arkansas College.....	32	—	—	—	—
13	L	28	at Tennessee Tech.....	41	—	—	—	—
14	L	25	at Middle Tennessee.....	36	—	—	—	—
17	W	72	Rhodes College.....	41	—	—	—	—
20	L	37	Murray State.....	70	—	—	—	—
24	L	47	at Arkansas College.....	73	—	—	—	—

#Gaston Community Center, Memphis

1942-43 Record: 7-4
Home: 5-3, Away: 1-1, Neutral: 1-0
Coach: Zach Curlin

J.	29	W	54	Rhodes College.....	45	—	—	HR VR
30	W	47	Rhodes College.....	34	—	—	—	—
F.	2	L	46	at NATTC.....	65	—	—	—
3	W	52	#Hurley Tractors.....	44	—	—	—	—
8	L	42	Ferry Command.....	43	—	—	—	—
9	W	60	DuPont Acid Aces.....	39	—	—	—	—
10	W	57	Second Army.....	41	—	—	—	—
16	L	21	Aviation Maintenance.....	40	—	—	—	—
17	L	23	NATTC.....	34	—	—	—	—
19	W	55	at Rhodes College.....	37	—	—	—	—
20	W	34	Second Army.....	23	—	—	—	—

#Gaston Community Center

1943-44
No Team Due to World War II

1944-45 Record: 3-6
Home: 2-3, Away: 1-3
Coach: Zach Curlin

J.	11	L	41	at Rhodes College.....	47	—	—	HR VR
13	L	39	Rhodes College.....	43	—	—	—	—
20	W	44	at Arkansas State.....	25	—	—	—	—
25	L	38	Coca Cola.....	43	—	—	—	—
27	W	63	National Fireworks.....	51	—	—	—	—
30	L	25	at Ken. Gen. Wireworks.....	60	—	—	—	—
F.	3	W	41	Arkansas State.....	30	—	—	—
19	L	30	Rhodes College.....	35	—	—	—	—
20	L	38	at Rhodes College.....	51	—	—	—	—

1945-46 Record: 7-4
Home: 5-2, Away: 2-1, Neutral: 0-1
Coach: Zach Curlin

J.	17	W	65	Delta State.....	17	—	—	HR VR
18	W	41	Union.....	39	—	—	—	—
25	L	51	#Rhodes College.....	54	—	—	—	—
31	W	46	UT Dental College.....	31	—	—	—	—
F.	1	L	43	at Arkansas State.....	56	—	—	—
8	W	41	at Rhodes College.....	33	—	—	—	—

15	L	37	Arkansas State	46	—	—
19	W	40	Rhodes College	35	—	—
26	L	41	Rhodes College	47	—	—
27	W	49	at Rhodes College	36	—	—

#Ellis Auditorium, Memphis

NOTE: Memphis also defeated NATTC, however score and date are unknown.

1946-47 Record: 11-7

Home: 5-3, Away: 5-4, Neutral: 1-0

Coach: Zach Curlin

HR VR

J.	4	W	46	Middle Tennessee	38	—	—
	7	W	49	Southwestern (ot)	46	—	—
	10	L	35	at Delta State	7	—	—
	13	W	56	General Appliances	17	—	—
	17	L	38	Union	42	—	—
	20	L	37	at Arkansas State	52	—	—
	24	W	59	Tennessee Doctors	49	—	—
	25	W	47	at Middle Tennessee	37	—	—
	28	W	55	at NATTC (Millington)	48	—	—
	30	W	64	at Kennedy Vets Hospital	46	—	—
F.	4	L	38	at NATTC (Millington)	45	—	—
	6	W	62	#Arkansas State	50	—	—
	7	L	38	at Mississippi State	51	—	—
	11	W	46	at Rhodes College	27	—	—
	14	W	40	Chattanooga	30	—	—
	15	L	46	Delta State	49	—	—
	21	W	67	at Union	55	—	—
	22	L	56	Arkansas State (ot)	58	—	—

#Osceola, Ark.

1947-48 Record: 13-10

Home: 9-3, Away: 3-7, Neutral: 1-0

Coach: Zach Curlin

HR VR

D.	11	W	53	Middle Tennessee	45	—	—
	13	W	56	Austin Peay	48	—	—
J.	6	L	41	at Austin Peay	48	—	—
	7	L	43	at Murray State	61	—	—
	10	L	50	Arkansas State	53	—	—
	13	W	54	Union	40	—	—
	14	W	54	at Sewanee	42	—	—
	15	L	63	at Chattanooga	64	—	—
	17	L	32	Tennessee Tech	43	—	—
	20	W	46	NATTC (Millington)	32	—	—
	21	L	32	Delta State	52	—	—
	24	W	51	#Rhodes College	42	—	—
	30	W	46	Murray State	37	—	—
	31	W	37	Samford	32	—	—
F.	5	L	56	at Arkansas State	61	—	—
	10	W	40	Rhodes College	35	—	—
	14	L	44	at Tennessee Tech	58	—	—
	17	L	42	at NATTC (Millington)	52	—	—
	20	W	40	Birmingham Southern	39	—	—
	23	W	63	at Union	38	—	—
	24	W	62	Sewanee	42	—	—
	27	L	52	at Samford	59	—	—
	28	W	71	at Birmingham Southern	51	—	—

#Shelby County Building, Mid-South Fairgrounds

1948-49 Record: 11-10

Home: 7-3, Away: 3-7, Neutral: 1-0

Coach: McCoy Tarry

HR VR

D.	17	W	51	at Union	50	—	—
	18	W	71	Austin Peay	65	—	—
	30	W	43	NATTC (Millington)	39	—	—

J.	6	L	53	Louisville	72	—	—
	8	W	53	Rhodes College	50	—	—
	10	L	71	at Chattanooga	74	—	—
	11	L	62	at Austin Peay	63	—	—
	15	W	59	at Arkansas State	55	—	—
	18	L	51	at Western Kentucky	78	—	3
	22	W	67	Tennessee Tech	57	—	—
	24	W	53	at NATTC (Millington)	31	—	—
	25	L	50	Union	68	—	—
	28	W	48	Delta State	44	—	—

F.	2	L	52	at Murray State	56	—	—
	4	L	58	at Delta State	80	—	—
	12	W	52	Chattanooga	42	—	—
	16	W	62	Murray State	60	—	—
	18	L	56	at Middle Tennessee	68	—	—
	19	L	51	at Tennessee Tech	63	—	—
	23	L	52	Arkansas State	61	—	—
	25	W	75	at Rhodes College	65	—	—

J.	4	L	52	at Delta State	80	—	—
	16	W	62	Murray State	60	—	—
	18	L	56	at Middle Tennessee	68	—	—
	19	L	51	at Tennessee Tech	63	—	—
	23	L	52	Arkansas State	61	—	—
	25	W	75	at Rhodes College	65	—	—

1949-50 Record: 12-9

Home: 8-1, Away: 2-7, Neutral: 2-1

Coach: McCoy Tarry

HR VR

D.	3	W	57	at NATTC (Millington)	39	—	—
	7	L	58	at Louisville	79	—	—
	9	W	64	Middle Tennessee St	50	—	—
	17	W	68	Austin Peay	63	—	—

Mid-West Tournament, Terre Haute, Ind.

28	L	50	Connecticut State	60	—	—
----	---	----	-------------------	----	---	---

J.	10	L	51	at Union	52	—	—
	12	W	52	#Rhodes College	43	—	—
	17	W	64	NATTC (Millington)	44	—	—
	20	W	71	at Austin Peay	62	—	—
	21	L	49	at Tennessee Tech	66	—	—
	25	W	54	Arkansas State	49	—	—
	30	W	73	Union	33	—	—
F.	1	L	66	at Delta State	75	—	—
	3	W	56	Tennessee Tech	39	—	—
	7	L	58	Delta State	67	—	—
	10	W	53	^Pittsburgh	39	—	—
	11	L	51	at Arkansas State	52	—	—
	14	W	61	Chattanooga	49	—	—
	18	L	56	at Southern Illinois	58	—	—
	20	L	57	at Murray State	64	—	—
	24	W	82	Rhodes College	50	—	—

#Messick Gym, Memphis

^Shelby County Building, Mid-South Fairgrounds

1950-51 Record: 17-8

Home: 9-2, Away: 7-5, Neutral: 1-1

Coach: McCoy Tarry

HR VR

D.	1	W	48	Arkansas Tech	46	—	—
	2	W	103	NATTC (Millington)	54	—	—
	5	W	59	Tennessee Tech	53	—	—
	9	L	51	Murray State	71	—	—
	14	W	75	Austin Peay	53	—	—
	18	L	50	at Arkansas Tech	52	—	—
	21	W	81	at Keesler Air Force	51	—	—
	23	L	57	at Loyola-New Orleans	59	—	—

J.	5	L	51	at Murray State	55	—	—
	6	L	48	Louisville	51	—	—
	9	W	71	at NATTC (Millington)	56	—	—
	13	L	58	at Louisville	67	—	—
	16	W	82	at Union	46	—	—
	24	W	81	Delta State	49	—	—
	29	W	87	Loyola-New Orleans	63	—	—
F.	7	W	58	at Delta State	53	—	—
	10	W	90	Union	50	—	—

16	W	58	at Chattanooga	54	—	—
17	L	40	at Tennessee Tech	57	—	—
19	W	62	at Austin Peay	55	—	—

NAIB State Tournament, Memphis, Tenn.

M.	5	W	78	Southern	65	—	—
	6	W	74	Tennessee Tech	62	—	—

NAIB National Tournament, Kansas City, Mo.

12	W	76	vs Portland	74	—	—
14	W	81	vs Hastings	79	—	—
15	L	67	vs Baldwin-Wallace	90	—	—

1951-52 Record: 25-10

Home: 9-1, Away: 14-8, Neutral: 2-1

Coach: Eugene Lambert

HR VR

D.	4	W	82	at Bethel College	55	—	—
	6	L	58	Mississippi State	60	—	—
	7	W	60	at NATTC (Millington)	50	—	—
	15	L	48	at Idaho	51	—	—
	17	L	52	at Whitman (Wash.)	55	—	—
	18	L	63	at Seattle	66	—	—
	19	L	49	at Portland	78	—	—
	20	W	79	at Eastern Oregon	63	—	—
	22	W	67	at Eastern Washington	53	—	—
	28	W	69	at Whitworth (Wash.)	60	—	—
	29	W	66	at Whitworth (Wash.)	55	—	—

Honolulu, Hawaii

L.	2	L	61	at Hawaii (2ot)	68	—	—
----	---	---	----	-----------------	----	---	---

4	W	60	at Universal Motors	58	—	—
---	---	----	---------------------	----	---	---

5	W	62	at Air Training Service	47	—	—
---	---	----	-------------------------	----	---	---

11	L	47	at Spring Hill (Ala.)	48	—	—	
12	W	72	at Southern Miss	57	—	—	
15	W	51	Murray State	47	—	—	
16	W	85	at Rhodes College	39	—	—	
18	W	65	Bethel College	31	—	—	
21	W	79	Southern Miss	57	—	—	
22	W	70	at Union	56	—	—	
26	W	74	Austin Peay	51	—	—	
31	W	92	Middle Tennessee	57	—	—	
F.	2	L	70	at Murray State	72	—	—
	7	W	89	Union	55	—	—
	11	W	47	Ole Miss	42	—	—
	15	L	60	at Austin Peay (2ot)	62	—	—
	16	W	61	at Middle Tennessee	46	—	—
	22	W	66	at Lambuth	57	—	—
	25	W	100	Rhodes College	39	—	—
	27	W	62	NATTC (Millington)	52	—	—

NAIB State Tournament, Cookeville, Tenn.

M.	3	W	52	Middle Tennessee	39	—	—
----	---	---	----	------------------	----	---	---

4	W	45	at Tennessee Tech	38	—	—
---	---	----	-------------------	----	---	---

NAIB National Tournament, Kansas City, Mo.

11	W	60	Baltimore	39	—	—
----	---	----	-----------	----	---	---

12	L	48	Portland	72	—	—
----	---	----	----------	----	---	---

1952-53 Record: 10-14

Home: 8-2, Away: 2-12

Coach: Eugene Lambert

HR VR

N.	29	L	78	at Centenary	86	—	—
D.	4	L	71	East Tennessee State	75	—	—
	5	W	91	at Lambuth College	81	—	—
	8	W	70	Louisiana Tech	63	—	—
	17	L	71	at St. Francis (Pa.)	76	—	—
	19	L	65	at Wayne University	74	—	—
	20	L	61	at St. Francis (Pa.)	76	—	—
	23	L	76	at Marshall	102	—	—
J.	2	L	64	Auburn	78	—	—
	3	W	75	Arizona	56	—	—
	8	W	90	Spring Hill	60	—	—

9	L	62	at Middle Tennessee	77	—	—
10	L	40	at Tennessee Tech	55	—	—
17	L	64	at Temple	71	—	—
20	W	93	at Hartwick College	67	—	—
21	L	59	at Siena	72	—	—
22	L	85	at Seton Hall	103	—	1
24	W	96	Tennessee Tech	83	—	—
27	W	72	Centenary	62	—	—
F.	2	W	87 Florida State	73	—	—
	5	L	73 at Mississippi Southern	81	—	—
	7	L	83 at Louisiana Tech	93	—	—
	18	W	72 Ole Miss	65	—	—
	27	W	118 Chattanooga	71	—	—

1953-54 Record: 15-9

Home: 10-2, Away: 5-7

Coach: Eugene Lambert

		HR	VR				
N.	28	W	96	Union	65	—	—
D.	3	W	89	Lambuth College	59	—	—
	7	W	71	at East Tennessee State	68	—	—
	8	L	59	at Morehead State	69	—	—
	11	W	104	Marshall	85	—	—
	14	L	63	SMU	66	—	—
	19	L	67	at Arkansas Tech	83	—	—
	21	W	71	Baylor	64	—	—
J.	5	L	73	at Murray State	82	—	—
	8	W	75	at Middle Tennessee St.	68	—	—
	9	L	73	at Tennessee Tech	94	—	—
	12	W	68	at North Alabama	60	—	—
	14	W	47	Murray State	45	—	—
	20	W	82	Middle Tennessee State	65	—	—
	23	L	53	at Western Kentucky	63	—	4
	28	W	86	at Mississippi Southern	73	—	—
	29	L	70	at Centenary College	80	—	—
F.	1	W	87	Arkansas State	77	—	—
	4	L	59	Dayton	66	—	—
	8	W	81	Tennessee Tech	58	—	—
	9	W	82	Ole Miss	75	—	—
	13	L	75	at Arkansas State	85	—	—
	16	W	93	North Alabama	61	—	—
	27	W	65	at Centenary	57	—	—

1954-55 Record: 17-5

Home: 10-1, Away: 6-3, Neutral 1-1

NCAA Tournament

Coach: Eugene Lambert

		HR	VR				
D.	1	W	95	Middle Tennessee	80	—	—
	4	L	69	at Dayton	88	—	—
	6	L	72	at Xavier (Ohio)	81	—	—
	11	L	90	Morehead State	111	—	—
	16	W	70	at Murray State	68	—	—
	20	W	75	Texas Tech	66	—	—
	22	W	86	Nebraska	79	—	—
J.	3	W	99	at Union	67	—	—
				<i>Senior Bowl Tournament, Mobile, Ala.</i>			
	5	W	94	at Spring Hill	83	—	—
	6	W	105	Arkansas Tech (ot)	102	—	—
	13	W	67	Murray State	56	—	—
	22	W	96	at Tennessee Tech	73	—	—
	24	W	104	Arkansas State	79	—	—
	27	W	91	at Middle Tennessee	86	—	—
	29	W	95	Centenary	82	—	—
F.	1	W	81	Xavier	67	—	—
	4	W	94	Mississippi State	68	—	—
	9	W	106	Abilene Christian	71	—	—
	12	W	86	at Arkansas State	71	—	—
	19	W	83	Tennessee Tech	45	—	—

26	L	68	at Centenary	70	15	—	
<i>NCAA Tournament, Lexington, Ky.</i>							
M.	8	L	55	Penn State	59	19	—

1955-56 Record: 20-7

Home: 10-0, Away: 9-6, Neutral 1-1

NCAA Tournament

Coach: Eugene Lambert

		HR	VR				
D.	1	W	136	at Union	70	—	—
	5	W	84	Texas A&M	71	—	—
	7	W	102	Hardin Simmons	52	—	—
	15	W	112	Southern Miss	76	—	—
	17	W	75	at Hardin Simmons	73	—	—
	19	W	71	at UTEP	70	—	—
	21	W	98	at Arizona (ot)	92	18	—
J.	2	W	112	Northwestern State	78	—	—
				<i>Senior Bowl Tournament, Mobile, Ala.</i>			
	4	W	79	Miami (Fla.)	71	12	—
	5	L	65	at Spring Hill	79	12	—
	10	W	80	Western Kentucky	64	17	—
	14	W	74	at Arkansas State	64	17	—
	18	L	75	at Louisville	85	15	10
	20	W	73	at Washington (Mo.)	71	15	—
	27	W	105	Mississippi State	73	19	—
	30	W	97	Arkansas State	67	19	—
F.	1	W	106	Murray State	72	16	—
	4	L	67	at St. Bonaventure	79	16	—
	6	W	84	at West Virginia	69	16	—
	11	W	96	Tennessee Tech	77	—	—
	15	L	71	at Dayton	85	19	2
	18	W	101	Centenary	82	19	—
	20	L	81	at Tennessee Tech	77	19	—
	22	W	100	at Murray State	94	—	—
	27	L	80	at Centenary (ot)	84	—	—
	28	W	78	at Northwestern State	65	—	—
				<i>NCAA Tournament, Wichita, Kan.</i>			
M.	12	L	81	Oklahoma City	96	—	—

1956-57 Record: 24-6

Home: 9-1, Away: 7-3, Neutral 8-2

NIT Finalist

Coach: Bob Vanatta

		HR	VR				
D.	1	W	88	Arkansas State	68	—	—
	5	W	89	at Mississippi State	78	—	—

8	W	82	at Houston	78	—	—
10	W	71	at Southern Miss	70	—	—
14	W	77	UTEP	48	—	—
17	W	94	New Mexico	76	—	—
20	W	70	#Spring Hill	62	—	—

All College Tournament, Oklahoma City, Okla.

27	W	99	Texas Tech	77	—	—	
28	L	76	Seattle	84	—	18	
29	W	77	Marquette	76	—	—	
J.	1	W	94	Arizona	76	—	—
	5	L	68	Oklahoma City	80	20	17
	9	L	71	at Louisville	93	—	5
	12	W	85	#DePaul	81	—	—
	16	W	105	Murray State	92	—	—
	19	W	101	at Tennessee Tech	74	—	—
	22	W	89	Tennessee Tech	73	—	—
	26	W	86	Mississippi State	83	—	—
	30	W	93	at Murray State	72	—	—
F.	2	W	81	#Louisville	78	—	3
	5	W	86	Western Kentucky	84	16	20
	9	L	78	at Centenary	90	16	—
	16	W	96	Houston	86	—	—
	18	L	96	at Oklahoma City	106	—	13
	23	W	98	at Western Kentucky	82	20	—
	28	W	97	at Arkansas State	75	19	—
				<i>National Invitation Tournament, New York, N.Y.</i>			
M.	16	W	77	Utah	75	16	—
	18	W	85	Manhattan	73	16	—
	21	W	80	St. Bonaventure (ot)	78	16	—
	23	L	83	Bradley	84	16	19


#Ellis Auditorium, Memphis

1957-58 Record: 15-7

Home: 9-2, Away: 3-4, Neutral 3-1

Coach: Bob Vanatta

		HR	VR				
D.	4	W	96	Union	69	—	—
	7	W	72	VMI	58	—	—
	9	L	68	Texas A&M	71	—	—
	11	L	54	#Mississippi State	56	20	—
	16	W	70	The Citadel	63	20	—
				<i>Madison Square Garden, New York, N.Y.</i>			
	21	L	69	vs Manhattan	88	—	—
				<i>Sugar Bowl Tournament, New Orleans, La.</i>			
	28	W	65	Loyola-New Orleans (ot)	63	—	—
	30	W	47	Maryland	46	—	6
J.	6	W	53	Oklahoma City	50	—	—
	11	W	75	at Murray State	66	18	—



1957 NIT Finalist

Front Row (l-r): Bob McDonald, Oscar Ammer, Orby Arnold, Ron Ragan, James Hockaday and Scott Hoover.

Back Row (l-r): Head Coach Bob Vanatta, Jack Butcher, Martin "Spud" Hays, Win Wilfong, George Price, Lirk Lowery, Marty Cleary, Bob Swander and Gordon Nichols, team mgr. **Not pictured:** Eddie Weil.



13	W	59	Florida State.....	56	18
18	W	64	Stetson.....	58	
25	W	85	#Ole Miss.....	62	
28	W	76	at Tennessee Tech.....	59	
F. 1	L	54	at The Citadel.....	62	
5	W	64	Tennessee Tech.....	63	
8	L	76	at Loyola-Chicago (2 ot).....	79	
11	W	56	Murray State.....	50	
14	L	59	at Oklahoma City.....	67	
18	W	68	at Florida State.....	51	
25	L	55	Loyola-New Orleans.....	68	
28	W	70	Spring Hill.....	54	

#Ellis Auditorium, Memphis

1958-59 Record: 17-6

Home: 12-0, Away: 2-4, Neutral 3-2
Coach: Bob Vanatta

		HR	VR		
D. 1	W	105	Chattanooga.....	56	
6	W	64	Rollins College.....	48	
10	W	59	#Alabama.....	55	
13	W	101	at Tampa.....	63	
16	W	74	Hardin Simmons.....	42	
22	W	96	Toronto.....	56	
<i>Sugar Bowl Tournament, New Orleans</i>					
29	W	73	Loyola-New Orleans.....	71	18
30	L	55	Mississippi State.....	73	8
J. 10	W	66	Oklahoma City.....	61	13
13	W	75	at Florida State.....	72	
17	L	79	at Tennessee Tech.....	82	
19	W	85	Birmingham Southern.....	33	
24	W	65	#Ole Miss.....	63	
29	L	52	#Mississippi State.....	53	11
31	L	72	at Loyola-New Orleans.....	87	
F. 1	W	95	Tampa.....	65	
7	L	92	at Wichita State.....	95	
10	W	93	Florida State.....	69	
14	W	82	Centenary.....	62	
17	W	63	Tennessee Tech.....	60	
21	L	68	at Oklahoma City.....	71	18
24	W	96	Loyola-New Orleans.....	62	
27	W	77	Spring Hill.....	37	

#Ellis Auditorium, Memphis

1959-60 Record: 18-5

Home: 11-0, Away: 4-4, Neutral 3-1
National Invitation Tournament
Coach: Bob Vanatta

		HR	VR		
D. 3	L	55	at Ohio State.....	94	
5	W	90	North Texas.....	58	
8	W	107	Texas Wesleyan.....	48	
12	W	71	Baylor.....	56	
15	W	67	Lamar.....	45	
<i>Murray State Invitational, Murray, Ky.</i>					
18	W	70	at Murray State.....	57	
19	W	79	Mississippi State.....	62	
22	W	88	Louisiana-Monroe.....	40	
J. 7	W	81	Oklahoma City.....	68	
11	W	86	Florida State.....	71	
16	L	52	at Dayton.....	58	
20	W	84	Tennessee Tech.....	65	
23	W	96	#Ole Miss.....	57	
28	W	63	#Alabama.....	37	
F. 2	L	67	at Tennessee Tech.....	69	
6	W	100	Richmond.....	74	
9	W	83	at Florida State.....	67	
13	L	75	at Wichita State.....	79	
16	W	54	Loyola-New Orleans.....	38	

20	W	70	at Oklahoma City.....	66	
23	W	96	Spring Hill.....	55	
27	W	79	at Loyola-New Orleans.....	63	
<i>National Invitation Tournament, New York, N.Y.</i>					
M. 10	L	70	Providence.....	71	

#Ellis Auditorium, Memphis

1960-61 Record: 20-3

Home: 10-1, Away: 7-0, Neutral 3-2
National Invitation Tournament
Coach: Bob Vanatta

		HR	VR		
D. 1	W	118	UC Davis.....	52	
6	W	84	at Baylor.....	58	
10	W	102	North Texas.....	56	
15	W	75	at Brigham Young.....	72	
17	W	77	at Montana State.....	50	
19	W	86	at Seattle.....	81	
22	W	111	Missouri Mines.....	50	
<i>Sugar Bowl Tournament, New Orleans</i>					
29	W	95	Western Kentucky.....	74	19
30	L	82	West Virginia (ot).....	86	19
J. 7	W	72	#Southern Miss.....	55	
10	W	85	Louisiana-Monroe.....	58	
13	W	54	at Loyola-New Orleans.....	45	
17	W	96	Louisiana College.....	39	
20	W	70	Murray State.....	60	
28	W	88	#Ole Miss.....	61	
F. 1	W	83	at Tennessee Tech.....	70	
4	L	77	Dayton.....	96	
6	W	104	Richmond.....	73	
11	W	78	at Villanova.....	74	
15	W	81	Middle Tennessee St.....	61	
18	W	82	Tennessee Tech.....	73	
25	W	85	Loyola-New Orleans.....	51	

National Invitation Tournament, New York, N.Y.

M. 16	L	69	Holy Cross.....	81	
-------	---	----	-----------------	----	--

#Ellis Auditorium, Memphis

1961-62 Record: 15-7

Home: 11-1, Away: 1-4, Neutral 3-2
NCAA Tournament
Coach: Bob Vanatta

		HR	VR		
D. 1	W	92	Texas Wesleyan.....	51	
4	L	81	at Minnesota.....	89	
6	W	59	Baylor.....	47	
8	W	63	Texas Tech.....	62	
11	W	62	Texas A&M.....	60	
13	W	107	San Francisco State.....	49	
19	L	71	Mississippi State.....	83	
22	W	96	Richmond.....	77	
<i>Gulf Coast Tournament, Shreveport, La.</i>					
27	L	78	South Carolina.....	79	
28	W	103	Northwestern State.....	83	
29	W	79	Murray State.....	67	
J. 2	W	85	New Mexico State.....	70	
<i>Madison Square Garden, New York, N.Y.</i>					
5	W	101	vs Seton Hall.....	84	
13	W	87	at Loyola-New Orleans.....	76	
20	L	76	at Loyola-Chicago.....	100	
27	L	84	at Villanova.....	109	
30	W	86	The Citadel.....	72	
F. 3	W	90	Murray State.....	72	
6	W	88	William & Mary.....	70	
17	W	101	Loyola-New Orleans.....	58	
21	L	67	at Dayton.....	78	
<i>NCAA Tournament, Dallas, Texas</i>					
M. 12	L	83	Creighton.....	87	

1962-63 Record: 19-7

Home: 9-2, Away: 6-2, Neutral 4-3
National Invitation Tournament
Coach: Dean Ehlers

		HR	VR		
D. 2	W	80	McNeese State.....	52	
3	W	101	New Mexico State.....	77	
8	L	67	at Texas A&M.....	78	
10	W	79	at Texas Tech.....	66	
<i>Jackson, Miss.</i>					
15	L	66	vs Mississippi State.....	77	5
18	W	78	Minnesota.....	70	
22	W	70	#Ole Miss.....	62	
<i>All College Tournament, Oklahoma City, Okla.</i>					
27	W	76	Toledo.....	61	
28	L	82	Loyola-Chicago.....	94	3
29	W	80	Oklahoma City.....	77	
J. 2	W	99	Brigham Young.....	76	
7	W	96	Hawaii.....	60	
10	L	75	at Loyola-New Orleans.....	78	
12	W	82	at Southern Miss.....	69	
19	W	90	Centenary.....	85	
23	W	60	at Murray State.....	58	
26	W	71	#Mississippi State.....	65	9
F. 2	L	54	Villanova.....	59	
9	W	72	at The Citadel.....	63	
11	W	76	Louisville.....	55	
19	W	61	Dayton.....	59	
23	W	55	Loyola-New Orleans.....	48	
26	W	90	at Centenary.....	79	
M. 2	L	70	Creighton.....	95	
<i>National Invitation Tournament, New York, N.Y.</i>					
14	W	70	Fordham.....	49	
16	L	67	Canisius.....	76	

#Memphis Auditorium

1963-64 Record: 14-11

Home: 8-4, Away: 3-7, Neutral 3-0
Coach: Dean Ehlers

		HR	VR		
D. 2	W	57	McNeese State.....	44	
7	W	79	at Ole Miss.....	57	
12	W	88	Marquette.....	74	
14	W	73	at Mississippi State.....	65	
16	W	108	Alabama.....	75	
21	W	98	#Ole Miss.....	78	
<i>Vanderbilt Tournament, Nashville, Tenn.</i>					
27	L	79	Vanderbilt.....	85	6
28	W	88	Western Kentucky.....	83	
J. 1	L	66	Rhode Island.....	68	
4	L	57	at Louisville.....	69	
9	L	64	at Loyola-New Orleans.....	90	
11	W	80	Southern Miss.....	55	
16	L	90	Florida State.....	91	
18	L	69	Miami (Fla.).....	78	
20	W	83	Loyola-Chicago.....	65	2
25	W	81	#Mississippi State.....	66	
F. 1	L	66	at Portland.....	75	
3	L	88	at Seattle.....	105	
5	W	87	at Creighton.....	86	
8	W	98	DePaul.....	67	10
10	W	83	Florida State.....	71	
15	L	73	at Dayton.....	83	
<i>Madison Square Garden, New York, N.Y.</i>					
20	L	71	New York University.....	95	
22	W	93	Loyola-New Orleans.....	49	
26	L	86	Xavier.....	99	

#Memphis Auditorium

1964-65

Record: 10-14

Home: 7-6, Away: 3-8

Coach: Dean Ehlers

				HR	VR		
D.	1	W	82	Texas A&M	73	—	—
	5	W	78	Louisiana-Lafayette	71	—	—
	10	L	71	at Texas A&M	81	—	—
	12	W	83	Alabama	73	—	—
	19	L	63	at Tulsa	80	—	—
	21	L	77	Seattle	89	—	—
<i>Memphis State Classic, Memphis, Tenn.</i>							
	28	W	95	SMU (ot)	92	—	—
	29	L	68	Indiana	91	—	7
J.	2	L	71	Fordham	73	—	—
	5	L	70	at DePaul	93	—	—
	9	W	72	Creighton	66	—	—
	14	W	71	at Loyola-New Orleans	65	—	—
	16	L	61	at Florida State	74	—	—
	23	L	80	Southern Miss	86	—	—
	30	L	64	at Arizona	99	—	—
F.	1	W	116	at Pepperdine	90	—	—
	2	L	79	at Santa Clara	92	—	—
	6	L	70	Florida State	81	—	—
	10	W	82	at Marquette	70	—	—
	13	W	77	Dayton	71	—	—
	20	W	84	Loyola-New Orleans	54	—	—
	25	L	74	at Xavier	95	—	—
	27	L	58	at Villanova	91	—	—
M.	3	L	87	Duquesne	93	—	—

1965-66

Record: 10-15

Home: 9-4, Away: 1-9, Neutral 0-2

Coach: Dean Ehlers

					HR	VR	
D.	2	W	77	Union	59	—	—
	4	L	69	Arizona	94	—	—
	6	W	85	Pepperdine	66	—	—
	11	L	61	at Western Kentucky	100	—	—
	13	L	84	at Texas A&M	93	—	—
	18	W	69	North Texas	67	—	—
<i>Memphis State Classic, Memphis, Tenn.</i>							
	20	L	72	Texas	80	—	—
	21	W	85	Missouri	72	—	—
<i>Queen City Tournament, Buffalo, N.Y.</i>							
	30	L	65	Drake	80	—	—
J.	1	L	89	Canisius	92	—	—
	5	W	97	at Southern Miss	77	—	—
	8	W	97	Oklahoma City	87	—	—
	13	L	78	at Loyola-New Orleans	86	—	—
	15	L	63	at Florida State	67	—	—
	22	L	69	Villanova	70	—	—
	29	L	107	Xavier	110	—	—
	31	L	89	at Oklahoma City	104	—	—
F.	2	L	82	at Creighton	115	—	—
	5	W	81	Florida State	66	—	—
	10	W	71	Loyola-New Orleans	69	—	—
	12	L	77	at Dayton	90	—	—
	15	W	86	Miami (Fla.)	72	—	—
	19	W	84	Jacksonville	61	—	—
	24	L	79	at Duquesne	92	—	—
	26	L	78	at Villanova	84	—	—

1966-67

Record: 17-9

Home: 12-3, Away: 5-5, Neutral 0-1

National Invitation Tournament

Coach: Moe Iba

					HR	VR	
D.	3	L	44	Western Kentucky	52	—	8
	5	W	66	Texas A&M	56	—	—

8	W	63	at Rice	54	—	—
10	W	56	at TCU	54	—	—
12	W	64	at North Texas	57	—	—

Memphis State Classic, Memphis, Tenn.

16	W	43	Arkansas	36	—	—	
17	W	55	Maryland	53	—	—	
21	W	58	Villanova	40	—	—	
23	L	44	at Saint Louis	63	—	—	
31	W	57	Yale	43	—	—	
J.	4	W	55	Union	47	—	—
	11	W	65	Southern Miss	52	—	—
	14	L	43	Tulsa	54	—	—
	16	W	46	Florida State	42	—	—
	21	L	78	at Xavier	88	—	—
	28	W	76	Loyola-New Orleans	50	—	—
	31	W	63	at Jacksonville (ot)	58	—	—
F.	2	L	63	at Miami (Fla.)	88	—	—
	4	L	51	at Florida State	55	—	—
	7	L	56	Dayton	81	—	—
	11	W	61	Mississippi State	53	—	—
	14	W	52	at Loyola-New Orleans	46	—	—
	18	W	74	Creighton	66	—	—
	20	W	62	Jacksonville	39	—	—
	24	L	48	at Villanova	66	—	—

National Invitation Tournament, New York, N.Y.

M.	11	L	68	Providence	77	—	—
----	----	---	----	------------	----	---	---

1967-68

Record: 8-17

Home: 5-8, Away: 2-8, Neutral 1-1

Missouri Valley Conference: 2-14

Coach: Moe Iba

					HR	VR	
D.	2	W	54	Union	41	—	—
	4	W	64	Rice	56	—	—
	7	L	52	*at Bradley	80	—	—
	11	L	66	at Mississippi State	71	—	—
	20	L	47	*Tulsa	64	—	—
	23	W	65	TCU	61	—	—
<i>Sugar Bowl Tournament, New Orleans, La.</i>							
	29	L	44	Davidson	51	—	8
	30	W	73	Michigan State	57	—	—
J.	2	L	75	*Drake (ot)	76	—	—
	10	L	58	*Louisville	78	—	—
	13	L	69	*at Wichita State	77	—	—
	22	L	68	*Cincinnati (ot)	75	—	—
	25	L	69	*Bradley	92	—	—
F.	3	L	48	*at Tulsa	52	—	—
	5	W	67	*at North Texas	65	—	—
	8	L	53	*at Saint Louis	60	—	—
	13	W	67	Miami (Fla.)	44	—	—
	15	W	72	at Loyola-New Orleans	64	—	—
	19	W	67	*Wichita State	55	—	—
	24	L	53	Loyola-New Orleans	56	—	—
	26	L	52	*at Louisville	76	—	—
	29	L	61	*at Drake	89	—	—
M.	2	L	63	*at Cincinnati	72	—	—
	5	L	62	*North Texas (ot)	63	—	—
	7	L	65	*Saint Louis	77	—	—

*Missouri Valley Conference game

1968-69

Record: 6-19

Home: 4-10, Away: 2-8, Neutral 0-1

Missouri Valley Conference: 0-16

Coach: Moe Iba

					HR	VR	
D.	2	L	68	Lamar	82	—	—
	4	W	81	Texas-Arlington	49	—	—
	10	L	53	Union	61	—	—
	14	W	65	Abilene Christian	62	—	—

18	L	66	*at Louisville	67	—	19
----	---	----	----------------	----	---	----

Poinsettia Classic, Greenville, S.C.

27	L	73	The Citadel	76	—	—	
28	W	79	Furman	69	—	—	
31	W	70	Brown	52	—	—	
J.	2	L	71	*Drake	73	—	—
	4	L	69	*at North Texas	96	—	—
	7	L	67	*Bradley	68	—	—
	9	L	62	*Saint Louis (ot)	63	—	—
	16	W	74	Loyola-New Orleans	54	—	—
	18	L	69	*at Tulsa	70	—	14
	25	L	53	*at Cincinnati	62	—	—
	30	L	69	*at Wichita State	71	—	—
F.	1	L	72	*at Drake	85	—	—
	3	L	70	*North Texas	89	—	—
	6	L	51	*Louisville	60	—	—
	8	L	47	*Cincinnati	69	—	—
	12	W	80	at Loyola-New Orleans	62	—	—
	14	L	65	*at Saint Louis	74	—	—
	18	L	62	*at Bradley	88	—	—
	27	L	56	*Tulsa	62	—	19
M.	1	L	61	*Wichita State	71	—	—

*Missouri Valley Conference game

1969-70

Record: 6-20

Home: 4-10, Away: 1-8, Neutral 1-2

Missouri Valley Conference: 1-15

Coach: Moe Iba

					HR	VR	
D.	1	L	62	Union	63	—	—
	6	W	72	Sam Houston State	70	—	—
<i>Liberty Bowl Tournament, Memphis, Tenn.</i>							
	10	W	83	Mississippi State	74	—	—
	11	L	72	Tulsa	82	—	—
	20	W	57	Texas Wesleyan	52	—	—
	22	L	74	Dartmouth (2 ot)	77	—	—
<i>All College Tournament, Oklahoma City, Okla.</i>							
	26	W	67	Arizona State	62	—	—
	27	L	58	at Oklahoma City	72	—	—
	28	L	51	Tennessee	72	—	6
J.	3	L	77	*North Texas	86	—	—
	5	L	62	*at Drake	72	—	—
	10	L	59	*at Bradley	74	—	—
	13	L	77	*at Saint Louis	88	—	—
	17	L	61	*Tulsa	77	—	—
	24	L	69	*Cincinnati	78	—	—
	26	W	91	at Loyola-New Orleans	83	—	—
	29	W	84	*Wichita State	81	—	—
	31	L	76	*Drake	82	—	16
F.	4	L	48	*at Louisville	77	—	—
	7	L	63	*at Cincinnati	77	—	—
	14	L	70	*at North Texas	82	—	—
	19	L	75	*Bradley	91	—	—
	21	L	68	*Saint Louis	78	—	—
	26	L	78	*at Tulsa	87	—	—
	28	L	72	*at Wichita State	79	—	—
M.	4	L	82	*Louisville	83	—	—

*Missouri Valley Conference game

1970-71

21	W	86	Princeton.....	77	—	—
23	W	108	Missouri-St. Louis.....	86	—	—
<i>Winter Classic, Santa Barbara, Calif.</i>						
28	W	93	Columbia.....	62	—	—
29	L	81	at UC-Santa Barbara.....	85	—	—
31	W	83	at UNLV.....	76	—	—
J.	2	W	69 *North Texas.....	57	—	—
	7	W	102 *Bradley.....	87	—	—
	9	W	78 *Louisville.....	75	—	13
	13	W	113 St. Joseph's (Ind.).....	97	—	—
	16	L	85 *at Tulsa.....	90	—	—
	25	W	84 Loyola-New Orleans.....	68	—	—
	28	L	87 *at Wichita State.....	98	—	—
	30	L	70 *at Drake.....	93	—	—
F.	4	W	73 *Drake.....	72	—	—
	6	L	58 *at Saint Louis.....	62	—	—
	13	W	71 *at North Texas.....	66	—	—
	18	W	74 *at Bradley.....	70	—	—
	20	W	60 *Saint Louis.....	56	—	—
	25	L	91 *Tulsa (2 ot).....	94	—	—
	27	W	85 *Wichita State.....	77	—	—
M.	6	L	73 *at Louisville.....	102	—	—
*Missouri Valley Conference game						



1971-72 Record: 21-7
 Home: 14-1, Away: 5-4, Neutral 2-2
 Missouri Valley Conference: 12-2
 National Invitation Tournament
 Coach: Gene Bartow

D.	2	W	108	Missouri-Rolla.....	66	—	—
	4	W	84	Oklahoma State.....	68	—	—
	7	L	73	Marquette.....	74	—	2
<i>Vanderbilt Classic, Nashville, Tenn.</i>							
	10	W	74	Ole Miss.....	71	—	—
	11	L	82	Vanderbilt.....	83	—	—
<i>Sun Bowl Tournament, El Paso, Texas</i>							
	17	W	82	San Francisco.....	77	—	—
	18	L	79	at UTEP.....	85	—	—
	31	W	92	Arkansas.....	77	—	—
J.	6	L	79	*at Bradley.....	95	—	—
	8	W	123	MacMurray.....	62	—	—
	12	W	82	LSU.....	63	—	—
	15	W	99	*Tulsa.....	72	—	—
	18	W	81	*at Drake.....	70	—	—
	22	W	91	*North Texas.....	60	—	—
	27	W	71	*Wichita State.....	69	—	—
	29	W	101	Union.....	79	—	—
F.	2	W	77	*at Louisville.....	69	—	3
	5	W	88	South Alabama.....	71	—	—
	10	L	72	*at Saint Louis.....	76	15	—
	12	W	87	*at North Texas.....	80	15	—
	17	W	70	*Bradley.....	59	18	—
	19	W	73	*St. Louis.....	70	18	—
	24	W	108	*at Wichita State.....	98	19	—
	26	W	91	*at Tulsa.....	90	19	—
M.	2	W	80	*Louisville.....	65	20	2
	4	W	70	*Drake.....	69	20	—
<i>Missouri Valley Playoff Game, Nashville, Tenn.</i>							
	11	L	72	Louisville.....	83	11	4
<i>National Invitation Tournament, New York, N.Y.</i>							
	18	L	74	Oral Roberts.....	94	13	16
*Missouri Valley Conference game							

1973 NCAA Finalists

Front Row: David Kimmel, Ed DeShepper, Bill Cook, Ed Wilson, Freshman Asst. Coach Ed Young, John Tunstall, John Washington, Clarence Jones and Student Manager Ted Turnipseed. **Back Row:** SID Bill Grogan, Head Coach Gene Bartow, Doug McKinney, Jim Liss, Jerry Teltzjaff, Kenny Andrews, Wes Westfall, Larry Kenon, Asst. Coach Wayne Yates, Charles Duvall, Ronnie Robinson, Billy Buford, Larry Trosper, Shannon Kennedy, Larry Finch, Bill Laurie, Assistant Coach LeRoy Hunt, Asst. SID Norman McCoy.

1972-73 Record: 25-6
 Home: 14-1, Away: 7-4, Neutral 3-1
 Missouri Valley Conference: 12-2
 NCAA Final Four
 Coach: Gene Bartow

D.	1	W	99	UC Davis.....	79	—	—
	2	W	108	Missouri Western.....	74	11	—
	5	L	81	at LSU.....	94	11	—
	7	W	87	USF.....	73	11	—
	9	L	69	at Marquette.....	72	11	5
	12	L	79	Texas.....	80	19	—
	16	W	80	Navy.....	51	19	—
	20	W	80	UC-Santa Barbara.....	74	—	—
<i>Little Rock, Ark.</i>							
	23	W	87	at Arkansas.....	86	—	—
	26	W	96	Cornell.....	64	—	—
	30	W	74	at Vanderbilt.....	71	—	10
J.	4	W	97	*at Drake (2 ot).....	92	—	—
	6	W	76	*at Bradley.....	74	—	—
	10	W	124	UCF.....	75	—	—
	13	W	72	*Saint Louis.....	60	—	—
	20	W	112	St. Joseph's (Ind.).....	92	—	—
	25	W	81	*Louisville.....	76	17	—
	27	W	75	*New Mexico State.....	61	17	—
F.	1	W	73	*Drake.....	68	17	—
	3	W	79	*Bradley.....	64	17	—
	8	L	69	*at Louisville.....	83	15	—
	10	W	91	*at Tulsa (ot).....	87	15	—
	15	W	99	*Wichita State.....	77	16	—
	17	W	116	*West Texas State.....	79	16	—
	22	W	93	*at North Texas.....	88	14	—
	24	W	54	*at New Mexico State.....	53	14	—
M.	3	L	56	*at St. Louis.....	70	10	—
<i>NCAA Midwest Regional, Houston, Texas</i>							
	15	W	90	South Carolina.....	76	12	—
	17	W	92	Kansas State.....	72	12	9

<i>NCAA Final Four, St. Louis, Mo.</i>							
	24	W	98	Providence.....	85	12	4
	26	L	66	UCLA.....	87	12	1
*Missouri Valley Conference game							

1973-74

Record: 19-11
 Home: 13-2, Away: 4-7, Neutral 2-2
 National Invitation Tournament
 Coach: Gene Bartow

N.	30	W	106	Missouri-Rolla.....	79	20	—
D.	1	W	89	Wisconsin-Milwaukee.....	68	20	—
	5	W	105	UC Davis.....	61	10	—
	8	W	100	Southern Miss.....	79	10	—
	11	L	71	Vanderbilt.....	75	12	—
	13	W	90	at Texas.....	82	12	—
	15	W	99	East Texas State.....	76	12	—
	18	L	80	at Florida State.....	88	16	—
	22	W	101	Samford.....	69	16	—
<i>Sugar Bowl Tournament, New Orleans, La.</i>							
	28	W	86	at New Orleans.....	81	18	—
	29	L	83	N.C. State.....	98	18	5
	31	W	67	Murray State (ot).....	65	18	—
J.	3	W	88	Bradley (ot).....	76	19	—
	5	W	53	at West Texas State.....	49	19	—
	10	L	80	Drake.....	91	—	—
	12	L	61	at Saint Louis.....	65	—	—
	19	L	81	at Louisville.....	94	—	16
	26	W	67	Tulsa.....	64	—	—
	31	W	73	New Mexico State.....	66	—	—
F.	2	W	65	North Texas.....	62	—	—
	7	W	91	at Wichita State.....	90	—	—
	9	L	77	at North Texas.....	83	—	—
	14	W	78	Louisville.....	71	—	18
	16	W	91	St. Louis.....	81	—	—
	21	L	86	at Drake.....	95	—	—
	23	L	81	at Bradley.....	94	—	—
M.	1	W	73	at Hawaii.....	69	—	—
	2	L	85	at Hawaii.....	117	—	—

National Invitation Tournament, New York, N.Y.

17	W	73	Seton Hall	72	—	—
21	L	78	Utah	92	—	—

1974-75

Record: 20-7

Home: 16-2, Away: 3-3, Neutral 1-2
National Invitation Tournament
Coach: Wayne Yates

HR VR

N.	30	W	96	Montclair State	60	15	—
D.	7	W	75	Wisconsin-Green Bay	67	16	—
	9	W	70	Florida State	69	16	—
	12	W	100	East Texas State	89	14	—
	14	W	102	Murray State	77	14	—
	17	W	85	Brown	83	11	—
	20	L	94	at UCLA	113	11	4
	21	W	111	at Pepperdine (ot)	108	11	—

Gator Bowl Tournament, Jacksonville, Fla.

26	W	71	Temple	68	16	—
27	L	54	Penn State	61	16	—
30	L	91	Wichita State	95	16	—

J.	2	W	102	Georgia State	76	19	—
	4	W	79	Western Kentucky	72	19	—
	8	L	84	LaSalle	93	—	14
	11	W	83	Southern Miss	77	—	—
	14	W	138	Buffalo State	92	—	—
	18	W	130	Missouri-St. Louis	79	—	—
	25	W	103	North Texas	92	—	—
	30	W	78	at Wichita State	76	—	—

F.	1	W	105	Union	52	—	—
	10	W	74	UC-Santa Barbara	62	—	—
	15	W	81	Wisconsin-Milwaukee	69	—	—
	20	W	88	at Tulsa	80	—	—
	23	L	75	at Saint Louis	78	—	—
M.	1	W	93	Mercer	75	—	—
	4	L	79	at Louisville	84	—	3

National Invitation Tournament, New York, N.Y.

16	L	95	vs. Oral Roberts	97	—	—
----	---	----	------------------	----	---	---

1975-76

Record: 21-9

Home: 15-2, Away: 5-3, Neutral 1-4
Metro Conference: 1-1
NCAA West Regional
Coach: Wayne Yates

HR VR

N.	29	L	74	*Louisville	79	19	8
D.	1	L	84	at Western Kentucky	87	19	—

Sun Devil Classic, Tempe, Ariz.

5	L	91	DePaul	100	—	—
6	L	86	Santa Clara	93	—	—

10	W	76	UCF	57	—	—
18	W	75	Wichita State	68	—	—
20	W	105	Midwestern State	76	—	—
23	W	84	Benedictine College	69	—	—
27	W	97	Cal-Poly	66	—	—
29	W	109	Murray State	83	—	—
31	W	90	Pepperdine	82	—	—

J.	3	W	92	VCU	72	—	—
	5	W	104	Madison College	80	—	—
	8	L	70	at Wichita State	81	—	—
	10	L	71	Virginia Tech	72	—	—
	15	W	100	Illinois College	76	—	—
	17	L	79	at Florida State	100	—	—
	20	W	84	Southern Miss	70	—	—
	24	W	85	*Cincinnati	79	—	16
	27	W	81	at LaSalle	77	—	—

F.	7	W	87	at Oklahoma City	70	—	—
	9	W	111	North Texas	93	—	—
	16	W	87	at Southern Miss	72	—	—

19	W	91	Tulsa	83	—	—
21	W	96	Oklahoma City	72	—	—
24	W	85	at UC-Santa Barbara	82	—	—

Metro Tournament, Louisville, Ky.

M.	4	W	73	Saint Louis	69	—	—
	5	W	87	at Louisville	76	—	—
	6	L	95	Cincinnati	103	—	13

NCAA West Regional, Tempe, Ariz.

13	L	77	Pepperdine	87	—	—
----	---	----	------------	----	---	---

*Metro Conference game

1976-77

Record: 20-9

Home: 17-2, Away: 2-5, Neutral 1-2
Metro Conference: 2-4
National Invitation Tournament
Coach: Wayne Yates

HR VR

N.	27	W	84	UCF	53	—	—
D.	4	W	109	South Dakota State	76	—	—
	9	W	79	Drake	74	—	—
	11	W	80	Baylor	73	—	—
	13	W	86	Southern Miss	71	—	—

Big Sun Tournament, St. Petersburg, Fla.

17	W	77	Penn State	69	—	—
18	L	83	Florida	84	—	—

21	W	88	Ole Miss	83	—	—
23	W	116	TCU	72	—	—

Little Rock, Ark.

30	W	69	at Arkansas	62	—	17
----	---	----	-------------	----	---	----

J.	3	W	82	Southern Miss	78	—	—
	6	W	82	Oklahoma City	72	20	—
	8	W	109	MacMurray	55	20	—
	10	W	78	*Tulane	64	20	—
	15	W	81	Florida State	75	18	—
	17	L	82	*at Georgia Tech	89	18	—
	22	W	97	Brandeis	87	18	—
	26	W	88	New Orleans (ot)	86	20	—
	29	W	81	Dayton	67	20	—
	31	L	82	*at Cincinnati	88	20	12

F.	2	W	97	Western Kentucky	75	—	—
	5	L	92	*at Louisville	111	—	9
	9	L	69	at Virginia Tech	70	—	—
	14	L	64	*Saint Louis (ot)	67	—	—
	19	W	87	*Louisville	77	—	8
	26	L	69	at Oklahoma City	81	—	—

Metro Tournament, Memphis, Tenn.

M.	3	W	94	Tulane	80	—	—
	4	L	67	Cincinnati	68	—	14

National Invitation Tournament, Birmingham, Ala.

10	L	63	vs. Alabama	80	—	12
----	---	----	-------------	----	---	----

*Metro Conference game

1977-78

Record: 19-9

Home: 12-3, Away: 5-5, Neutral 2-1
Metro Conference: 7-5
Coach: Wayne Yates

HR VR

N.	26	W	103	NE Oklahoma St	81	—	—
	29	W	78	Midwestern (Texas) St	74	—	—
D.	1	W	97	Southern Miss	83	—	—
	3	W	78	Louisiana-Monroe	71	—	—
	5	W	86	at Western Kentucky	80	—	—
	8	W	94	Mansfield (Pa.)	79	—	—
	10	L	87	at Baylor	106	—	—
	12	W	79	Jacksonville	77	—	—

Sun Bowl Classic, El Paso, Texas

16	W	71	at UTEP	65	—	—
17	W	77	Army	76	—	—
20	W	70	Ole Miss	67	—	—

22	W	111	Georgia State	87	—	—
28	L	83	at Dayton	85	—	—
31	L	70	Arkansas	95	—	2

J.	3	L	75	*Louisville	78	—	10
	14	W	67	*Cincinnati	63	—	19
	21	W	83	*at Cincinnati	76	—	19
	24	W	65	*at Georgia Tech	62	—	—
	28	W	86	*at Tulane	78	—	—
	31	W	86	*Saint Louis (ot)	85	—	—

F.	4	W	101	*Tulane	91	—	—
	6	L	89	*Florida State	95	—	15
	11	L	82	*at Florida State	89	—	16
	18	W	61	*Georgia Tech	59	—	—
	23	L	80	*at Saint Louis	82	—	—
	25	L	97	*at Louisville	115	—	20

Metro Tournament, Cincinnati, Ohio

M.	2	W	79	St. Louis	57	—	—
	3	L	62	Louisville	67	—	20

*Metro Conference game

1978-79

Record: 13-15

Home: 12-6, Away: 1-7, Neutral 0-2
Metro Conference: 5-5
Coach: Wayne Yates

HR VR

N.	28	W	82	Missouri Western	71	—	—
D.	2	L	87	at Jacksonville	91	—	—
	5	W	95	Kentucky Wesleyan	74	—	—
	7	L	64	Mississippi State	93	—	—
	9	L	89	Southern Miss (2 ot)	91	—	—
	12	W	88	Missouri-Kansas City	82	—	—
	14	W	89	Valdosta State	69	—	—
	16	L	91	at Drake	109	—	—
	23	W	79	Murray State	54	—	—

Jackson, Miss.

26	L	89	Ole Miss	92	—	—
28	W	86	Eastern Michigan	58	—	—

Little Rock, Ark.

30	L	69	Arkansas (20)	82	—	20
----	---	----	---------------	----	---	----

J.	7	W	77	*at Saint Louis	65	—	—
	9	W	106	Heidelberg (Ohio)	75	—	—
	13	L	73	Dayton	75	—	—
	16	L	84	Georgia Tech (2 ot)	89	—	—
	18	L	86	*Florida State (ot)	93	—	—

Louisiana Superdome, New Orleans, La.

20	W	87	*Tulane (ot)	81	—	—
22	L	61	*Cincinnati	63	—	—
27	W	88	*Saint Louis	77	—	—

F.	3	W	89	*Tulane (ot)	82	—	—
	5	L	82	*at Louisville	103	—	5
	10	L	79	*at Cincinnati	87	—	—
	17	W	60	*Louisville	53	—	9
	22	L	63	*at Georgia Tech	79	—	—
	25	L	87	*at Florida State	90	—	—

Metro Tournament, Memphis, Tenn.

M.	1	W	62	Saint Louis	58	—	—
	2	L	34	Florida State	35	—	—

*Metro Conference game

1979-80

Record: 13-14

Home: 11-6, Away: 1-8, Neutral 1-0
Metro Conference: 5-7
Coach: Dana Kirk

HR VR

D.	1	W	54	Arkansas State	51	—	—
	3	L	76	Oklahoma Christian	90	—	—
	8	L	72	Vanderbilt	87	—	—
	13	W	85	Austin Peay	73	—	—
	17	W	96	Eastern Montana	65	—	—

H
i
s
t
o
r
y

20	W	72	Murray State	71	—	—
22	W	80	Ole Miss	75	—	—
28	W	74	Arkansas	67	—	19
J.	3	W	70	Louisiana-Lafayette	64	—
	5	W	70	*at Virginia Tech (ot)	69	—
	7	L	64	*at Cincinnati	74	—
	10	L	69	*Florida State	74	—
	12	L	48	*Louisville	69	— 11
	17	L	64	at Dayton	82	—
	19	W	57	*Saint Louis	49	—
	23	L	54	Southern Miss	59	—
	26	L	69	Wisconsin-Parkside	71	—
F.	1	L	62	*at Saint Louis	76	—
	4	L	60	*at Louisville	88	— 7
	7	L	54	*at Florida State	55	—
	9	L	68	at Southern Miss	85	—
	12	W	82	*Tulane	79	—
	14	W	61	*Cincinnati	59	—
	16	W	65	*Virginia Tech	63	—
	23	L	74	*at Tulane	86	—
<i>Metro Tournament, Louisville, Ky.</i>						
	28	W	62	Saint Louis	60	—
	29	L	65	at Louisville	84	— 4

*Metro Conference game

1980-81 Record: 13-14

Home: 9-5, Away: 4-8, Neutral 0-1
Metro Conference: 5-7
Coach: Dana Kirk

HR VR

<i>Mid-South Classic, Memphis, Tenn.</i>						
N.	28	L	67	Southern Illinois	69	—
	29	W	98	Oklahoma City	86	—
D.	4	W	80	at Louisiana-Lafayette	76	—
	6	W	70	Southern Miss	65	—
	13	W	77	Arkansas State	66	—
	18	W	87	Delta State	58	—
	20	W	87	West Alabama	60	—
	23	L	96	at Vanderbilt	111	—
	30	W	69	at Ole Miss	64	—
J.	3	L	66	*at Florida State	84	—
	6	L	49	Kansas	59	—
	9	W	67	*at Tulane	55	—
	13	L	67	at Marquette	86	—
	17	L	59	*Saint Louis	66	—
	19	W	91	*Tulane	79	—
	22	W	60	*Louisville (ot)	55	—
	24	W	70	*Virginia Tech	60	—
	31	W	99	*at Cincinnati (4 ot)	85	—
F.	2	L	52	Murray State	57	—
	7	L	62	*Cincinnati	65	—
	11	L	66	at Southern Miss	90	—
	16	L	65	*at Louisville	95	—
	19	L	58	*at Saint Louis	64	—
	21	L	70	*at Virginia Tech	71	—
	23	W	75	Penn State	87	—
	28	L	78	*Florida State	60	—
<i>Metro Tournament, Louisville, Ky.</i>						
M.	5	L	66	Virginia Tech	72	—

*Metro Conference game

1981-82 Record: 24-5

Home: 18-0, Away: 5-4, Neutral 1-1
Metro Conference: 10-2
NCAA East Regional
Coach: Dana Kirk

HR VR

D.	1	L	62	at East Tennessee State	67	—
	5	W	60	West Alabama	40	—

7	L	47	at Mississippi State (ot)	48	—	—
12	W	101	Indiana State	89	—	—
19	W	82	Louisiana-Lafayette	70	—	15
22	W	106	Brown	96	—	—
29	W	61	Ole Miss (ot)	55	—	—
J.	2	W	91	East Tennessee State	74	—
	4	W	84	Baltimore	62	—
	9	W	90	*Florida State	63	—
	12	W	107	*Cincinnati	75	—
	16	W	100	North Texas	90	—
	18	W	78	*at Virginia Tech	73	— 20
	21	L	54	*at Tulane (ot)	58	—
	23	W	70	*at Cincinnati	63	—
	27	W	77	Marquette	70	—
	30	W	83	*Virginia Tech	78	—
F.	6	W	74	*Louisville (ot)	65	19
	8	W	75	Ball State	64	19
	13	W	62	*at Florida State	60	14
	15	W	82	*at Saint Louis	64	14
	20	W	52	at Penn State	46	12
	22	L	61	*at Louisville	65	12
	25	W	62	*Tulane	60	10
	27	W	94	*Saint Louis	72	10

Metro Tournament, Memphis, Tenn.

M.	6	W	71	Virginia Tech	70	13
	7	W	73	Louisville	62	13

NCAA 1st & 2nd Rounds, Charlotte, N.C.

13	W	56	Wake Forest	55	9	18
----	---	----	-------------	----	---	----

NCAA East Regional, Raleigh, N.C.

19	L	66	Villanova (ot)	70	9	—
----	---	----	----------------	----	---	---

*Metro Conference game

1982-83 Record: 23-8

Home: 14-2, Away: 6-4, Neutral 3-2
Metro Conference: 6-6
NCAA Midwest Regional
Coach: Dana Kirk

HR VR

<i>Mid-South Classic, Memphis, Tenn.</i>						
N.	26	W	89	West Texas State	74	6
	27	W	71	Wyoming	45	6
D.	1	W	75	at Saint Louis	56	5
	4	W	104	Ball State	81	5
	6	W	72	Kent State	59	5
	11	W	80	East Tennessee State	62	4
	18	W	64	at Kansas	58	3
	23	W	81	*Southern Miss	60	4
	30	W	63	at Ole Miss	58	2
J.	3	W	103	Baltimore	57	2
	6	W	78	Saint Louis	64	2
	10	L	56	*at Virginia Tech	64	1
	15	W	80	*at Cincinnati	63	1
	19	W	100	Delta State	62	6
	23	W	57	**at N.C. State	53	6

Madison Square Garden, New York, N.Y.

26	W	94	at Iona	88	5	—
29	W	80	Eastern Kentucky	65	5	—

31	W	73	*Virginia Tech	64	5	—	
F.	5	L	56	*Tulane	58	4	
	7	W	85	Wichita State (16)	73	4	
	12	L	47	*at Tulane	49	9	
	14	W	80	at North Texas	63	9	
	19	L	66	*Louisville (9)	75	13	
	26	L	72	*at Florida State	74	14	
	28	W	84	*Cincinnati	77	14	
M.	3	W	94	*Florida State	67	17	
	6	L	62	*at Louisville (ot)	64	17	3

Metro Tournament, Cincinnati, Ohio

11	W	84	Florida State	74	17	—
12	L	68	Louisville	71	17	3

<i>NCAA 1st & 2nd Rounds, Louisville, Ky.</i>						
20	W	66	Georgetown	57	17	20
<i>NCAA Midwest Regional, Kansas City, Mo.</i>						
25	L	63	Houston	70	17	1

*Metro Conference game

**designated conference game

1983-84 Record: 26-7

Home: 20-2, Away: 5-3, Neutral 1-2
Metro Conference: 11-3
NCAA Midwest Regional
Coach: Dana Kirk

HR VR

<i>Mid-South Classic, Memphis, Tenn.</i>						
N.	25	W	88	Tennessee State	60	5
	26	W	101	North Texas	79	5
	30	W	74	Middle Tennessee State	47	4
D.	3	W	90	Detroit	65	4
	10	L	49	Mississippi State	50	4
	13	W	73	Ole Miss	55	6
	17	L	51	at UCLA (15)	65	6
	21	W	53	Texas Tech	41	16

Winston Tire Classic, Los Angeles, Calif.

29	W	43	Mississippi State	42	17	—
30	L	66	Iowa	73	17	—

J.	2	W	82	Eastern Kentucky	50	17
	4	W	85	*at Cincinnati	62	19
	7	W	67	*at Tulane	65	19
	14	W	52	*Southern Miss	47	19
	18	W	75	*at South Carolina	58	18
	23	W	57	*Tulane	50	18
	28	W	69	Oklahoma	65	13
	30	W	63	*Virginia Tech	62	13
F.	4	W	53	UAB (ot)	51	9
	11	W	73	*at Florida State	69	9
	13	W	72	*South Carolina	61	9
	15	W	75	*Florida State	67	8
	18	L	78	*Louisville	85	8
	20	W	69	*at Southern Miss (ot)	67	8
	22	L	69	*at Virginia Tech	89	12
	27	W	56	*Cincinnati	44	12
M.	5	L	58	*at Louisville	68	14

Metro Tournament, Memphis, Tenn.

8	W	86	Southern Miss	58	17	—
9	W	65	Florida State	63	17	—
10	W	78	Virginia Tech	65	17	—

NCAA 1st & 2nd Rounds, Memphis, Tenn.

15	W	92	Oral Roberts	83	16	—
17	W	66	Purdue	48	16	10

NCAA Midwest Regional, St. Louis, Mo.

21	L	71	Houston	78	16	5
----	---	----	---------	----	----	---

*Metro Conference game

1984-85 Record: 31-4

Home: 15-0, Away: 10-3, Neutral 6-1
Metro Conference: 13-1
NCAA Final Four
Coach: Dana Kirk

HR VR

<i>Mid-South Classic, Memphis, Tenn.</i>						
N.	30	W	79	Arkansas State	62	5
D.	1	W	61	Southern California	45	5
	5	W	90	Middle Tennessee State	77	5
	8	W	86	UCLA	70	5
	11	W	57	at Ole Miss (ot)	52	5
	15	W	68	at Mississippi State	59	5
	17	W	74	at Kent State	57	5
	22	W	76	Iona	62	3
J.	2	W	73	Delta State	61	3



1985 NCAA Final Four

Front Row: Assistant Coach Larry Finch, Head Coach Dana Kirk, Assistant Coach Lee Fowler. **Back Row:** Trainer J.D. Dickerson, Andre Turner, Ricky McCoy, Aaron Price, Vincent Askew, Baskerville Holmes, Keith Lee, William Bedford, DeWayne Bailey, Willie Becton, David Jansen, Dwight Boyd, John Wilfong, Manager Rhett Beiletti.

5	L	58	*at South Carolina.....	60	3	—
9	W	90	Tennessee State.....	57	6	—
12	W	82	*Southern Miss.....	60	6	—
14	W	56	*Tulane.....	52	6	—
19	W	69	*at Louisville.....	66	5	—
23	W	74	*at Florida State.....	69	4	—
26	W	89	*at Virginia Tech.....	79	4	—
28	W	81	*Cincinnati.....	61	4	—
F. 2	W	91	*Virginia Tech.....	82	3	—
9	L	71	at Kansas.....	75	3	13
13	W	68	*at Cincinnati.....	55	5	—
16	W	70	*Florida State.....	68	5	—
18	W	99	*South Carolina.....	75	5	—
20	W	60	*at Tulane.....	49	4	—
23	W	81	VCU.....	73	4	17
25	W	78	*at Southern Miss.....	63	4	—
28	L	66	at Detroit.....	71	4	—
M. 2	W	66	*Louisville.....	59	4	—
<i>Metro Tournament, Louisville, Ky.</i>						
7	W	68	Southern Miss.....	58	5	—
8	W	81	at Louisville.....	74	5	—
9	W	90	Florida State (ot).....	86	5	—
<i>NCAA 1st & 2nd Rounds, Houston, Texas</i>						
15	W	67	Penn.....	55	5	—
17	W	67	UAB (ot).....	66	5	—
<i>NCAA Midwest Regional, Dallas, Texas</i>						
21	W	59	Boston College.....	57	5	—
23	W	63	Oklahoma.....	61	5	4
<i>NCAA Final Four, Lexington, Ky.</i>						
30	L	45	Villanova.....	52	5	—

*Metro Conference game

1985-86

Record: 28-6

Home: 16-0, Away: 6-5, Neutral 6-1

Metro Conference: 9-3

NCAA Tournament

Coach: Dana Kirk

HR VR

Mid-South Classic, Memphis, Tenn.

N. 29	W	107	Tennessee State.....	61	14	—
30	W	73	Middle Tennessee State.....	63	14	—

1986-87

Record: 26-8

Home: 15-3, Away: 7-3, Neutral 4-2

Metro Conference: 8-4

Coach: Larry Finch

HR VR

Coca-Cola Preseason NIT

N. 22	W	70	Cleveland State.....	65	—	20
24	W	82	Michigan.....	76	—	—

Coca-Cola Preseason NIT, New York, N.Y.

28	L	67	Western Kentucky.....	68	—	—
29	L	59	Temple.....	67	—	—

D. 5	L	77	UNLV.....	80	—	2
9	W	78	Murray State.....	47	—	—

Cotton States Classic, Atlanta, Ga.

13	W	79	Georgia State.....	70	—	—
14	W	82	Georgia.....	71	—	—

18	W	77	Tennessee State.....	62	—	—
20	L	60	Arkansas State.....	61	—	—

22	W	101	San Diego State.....	75	—	—
27	W	108	Alcorn State.....	56	—	—

30	W	89	Oklahoma State.....	51	—	—
J. 3	W	61	at Missouri.....	59	—	—

5	W	82	Austin Peay.....	67	—	—
10	W	83	*Cincinnati.....	63	—	—

12	W	67	Saint Louis.....	54	—	—
14	W	59	at Oral Roberts.....	58	—	—

17	L	52	*at South Carolina.....	64	—	—
19	W	76	*Florida State.....	68	—	—

24	W	83	*Virginia Tech.....	66	—	—
28	W	64	*at Louisville.....	48	—	—

31	W	74	New Orleans.....	73	—	—
F. 2	L	77	*Southern Miss.....	84	—	—

7	W	82	at Bradley.....	74	—	—
11	L	89	*at Florida State.....	98	—	—

14	W	76	*at Southern Miss.....	72	—	—
16	L	73	*at Cincinnati.....	76	—	—

19	W	55	*South Carolina.....	53	—	—
22	W	58	*Louisville.....	57	—	—

28	W	74	*at Virginia Tech.....	65	—	—
<i>Metro Tournament, Louisville, Ky.</i>						

M. 6	W	87	Cincinnati.....	58	—	—
7	W	74	South Carolina.....	64	—	—

8	W	75	Louisville.....	52	—	—
---	---	----	-----------------	----	---	---

*Metro Conference game

NOTE: Team ineligible for postseason play

1987-88

Record: 20-12

Home: 16-3, Away: 2-7, Neutral 2-2

Metro Conference: 6-6

NCAA Tournament

Coach: Larry Finch

HR VR

N. 27	W	78	Jackson State.....	56	—	—
29	W	86	Washington.....	57	—	—

D. 5	W	60	at Arkansas State.....	59	20	—
7	L	50	at Saint Louis.....	55	20	—

12	W	76	Missouri.....	68	20	9
17	W	113	Bradley (ot).....	108	19	—

23	W	87	Alcorn State.....	64	20	—
<i>ECAC Holiday Festival, New York, N.Y.</i>						

28	L	62	Kansas.....	64	20	18
30	W	75	Marist.....	57	19	—

J. 5	W	76	Murray State (ot).....	70	—	—
9	L	80	*at Virginia Tech.....	82	—	—

13	L	85	*at Florida State.....	92	—	—
16	W	54	at Tulsa.....	47	—	—

18	L	58	*at South Carolina.....	84	—	—
21	L	96	*at Southern Miss.....	107	—	—

25	W	75	*Cincinnati (ot).....	70	—	—
----	---	----	-----------------------	----	---	---

26	L	67	San Jose State	82	—	—
30	W	72	*Louisville	68	—	—
F.	2	W	Tennessee State	64	—	—
6	L	47	Arkansas State	48	—	—
10	W	113	*Southern Miss	97	—	16
13	W	67	*South Carolina	61	—	—
20	W	81	*Florida State	76	—	—
23	L	90	*at Cincinnati	106	—	—
27	W	115	Oral Roberts	71	—	—
29	L	69	*at Louisville	71	—	—
M.	5	W	112 *Virginia Tech	104	—	—
<i>Metro Tournament, Memphis, Tenn.</i>						
11	W	97	Southern Miss	84	—	—
12	W	81	Florida State	74	—	—
13	L	73	Louisville	81	—	—
<i>NCAA 1st & 2nd Rounds, South Bend, Ind.</i>						
17	W	75	Baylor	60	—	—
19	L	73	Purdue	100	—	3

1988-89 Record: 21-11
 Home: 14-1, Away: 5-6, Neutral 2-4
 Metro Conference: 8-4
 NCAA Tournament
 Coach: Larry Finch

<i>Maui Invitational, Maui, Hawaii</i>						
N.	25	W	88	Chaminade	44	—
26	L	75	Michigan	79	—	3
27	L	86	UNLV (ot)	90	—	8
D.	4	W	84	Grambling	63	—
6	W	84	Bradley	77	—	—
10	L	74	at Missouri	86	—	11
15	W	92	New Orleans	61	—	—
17	L	88	at Washington	89	—	—
20	W	79	Dartmouth	75	—	—
23	W	70	Oral Roberts	62	—	—
<i>Volunteer Classic, Knoxville, Tenn.</i>						
28	W	68	Illinois State	45	—	—
29	L	74	at Tennessee	76	—	19

J.	4	W	90	*at Southern Miss (ot)	87	—
7	L	79	*at Cincinnati	89	—	—
9	W	80	Saint Louis	73	—	—
14	W	91	*Virginia Tech	83	—	—
18	L	66	*at South Carolina	78	—	—
21	W	73	at New Orleans	72	—	—
25	W	77	Tulsa	59	—	—
28	W	89	VCU	69	—	—
F.	1	W	99	*at Florida State	82	—
4	L	85	*Louisville	101	—	7
6	W	85	Tennessee State	63	—	—
8	W	73	at Murray State	62	—	—
11	W	63	*South Carolina	48	—	—
15	W	81	*Cincinnati	71	—	—
18	W	89	*Florida State	78	—	7
20	W	72	*at Louisville	67	—	10
25	W	83	*Southern Miss	76	—	—
M.	4	L	73	*at Virginia Tech	78	—
<i>Metro Tournament, Columbia, S.C.</i>						
11	L	70	Louisville (16)	71	—	—
<i>NCAA 1st & 2nd Rounds, Boise, Idaho</i>						
16	L	63	DePaul	66	—	—

*Metro Conference game

1989-90 Record: 18-12
 Home: 15-2, Away: 1-8, Neutral 2-2
 Metro Conference: 8-6
 National Invitation Tournament
 Coach: Larry Finch

<i>Mid-South Classic, Memphis, Tenn.</i>						
N.	24	W	99	Tennessee State	74	24
25	W	91	Tennessee	72	24	—
28	W	91	Wyoming	75	22	—
D.	5	L	66	at Oklahoma State	93	16
8	W	78	Oregon State (24)	72	16	24
20	W	59	New Orleans	55	17	—
23	W	96	Jackson State	73	17	—
27	L	65	Missouri	71	15	7

<i>Old Style Classic, Chicago, Ill.</i>						
29	W	76	Ball State (ot)	73	15	—
30	L	71	Illinois	83	15	4
J.	3	W	68	Louisiana-Monroe	47	21
6	W	97	*Virginia Tech	77	21	—
11	L	80	*at Tulane	81	20	—
13	W	93	*Southern Miss	77	20	—
17	W	85	Texas Southern	82	—	—
20	L	69	*at Louisville	86	—	10
25	L	72	*at Florida State	78	—	—
27	W	74	*at South Carolina	72	—	—
F.	3	W	82	*Cincinnati	64	—
5	L	69	at VCU (ot)	70	—	—
8	W	85	*Tulane	74	—	—
10	L	82	*at Southern Miss	86	—	—
13	W	81	*Florida State	69	—	—
15	L	76	*at Cincinnati	82	—	—
20	W	82	*Louisville	68	—	16
24	W	90	*South Carolina	71	—	—
M.	3	L	74	*at Virginia Tech	87	—

<i>Metro Tournament, Biloxi, Miss.</i>						
8	W	71	South Carolina	56	—	—
9	L	73	Louisville	76	—	18
<i>National Invitation Tournament</i>						
14	L	71	Tennessee	73	—	—

*Metro Conference game

1990-91 Record: 17-15
 Home: 12-5, Away: 4-9, Neutral 1-1
 Metro Conference: 7-7
 National Invitation Tournament
 Coach: Larry Finch

<i>Dodge Nit</i>						
N.	14	L	78	at Boston College	82	—
27	W	74	at Tennessee	72	—	—
D.	1	W	104	Prairie View	79	—
4	W	85	Murray State	78	—	—
8	W	75	Middle Tennessee	60	—	—
13	W	99	Mercer	48	—	—
16	L	72	at Wyoming	97	—	—
19	L	74	at Oregon State	78	—	—
29	L	75	Illinois	84	—	—
30	W	78	South Carolina State	58	—	—
J.	2	L	82	at Missouri	96	—
4	L	66	*at Virginia Tech	81	—	—
10	W	65	*at Louisville	56	—	—
12	W	66	*Tulane	64	—	—
19	L	77	*at Southern Miss	87	—	18
21	W	80	Miami (Fla.)	72	—	—
24	W	67	*Florida State	66	—	—
26	W	60	*South Carolina	52	—	25
30	L	102	East Tennessee (ot)	105	—	16
F.	2	L	59	*at Cincinnati	73	—

7	L	69	*at Tulane	85	—	—
9	L	81	*Southern Miss	87	—	12
11	W	83	at Miami (Fla.) (ot)	82	—	—
14	W	70	*Cincinnati	63	—	—
16	W	91	*Louisville	73	—	—
21	L	64	*at Florida State	76	—	—
23	W	80	*at South Carolina	58	—	—
M.	2	L	79	*Virginia Tech	82	—

<i>Metro Tournament, Roanoke, Va.</i>						
7	W	84	Tulane	77	—	—
8	L	70	Louisville	72	—	—

<i>National Invitation Tournament</i>						
14	W	82	UAB	76	—	—
18	L	57	Arkansas State	58	—	—

*Metro Conference game

1991-92 Record: 23-11
 Home: 12-4, Away: 5-4, Neutral 6-3
 Great Midwest Conference: 5-5
 NCAA Midwest Regional/Elite 8
 Coach: Larry Finch

<i>HR VR</i>						
N.	29	L	89	*DePaul (ot)	92	—
D.	3	W	78	Murray State	54	—
14	L	64	Tennessee	65	—	—
16	W	105	Louisiana-Lafayette	97	—	—
19	W	65	Minnesota	62	—	—
23	W	87	Jackson State	73	—	—

<i>ECAC Holiday Festival, New York, N.Y.</i>						
27	W	77	St. Joseph's	60	—	—
28	L	54	St. John's	75	—	18

L.	4	W	67	*at UAB	63	—
8	W	89	Missouri	78	—	12
11	L	80	*at DePaul	88	—	—
15	W	71	Texas Southern	53	—	—
18	L	66	*at Cincinnati	75	—	—
20	L	59	at Southern Miss	67	—	—
25	W	59	*Marquette	55	—	—
29	W	72	at Vanderbilt (ot)	70	—	—

F.	1	W	77	*Saint Louis	64	—
4	W	77	at Louisiana-Lafayette	76	—	—
8	W	92	Arkansas	88	—	5
13	L	63	Temple	65	—	—
16	W	80	Southern Miss	61	—	—
20	W	75	*at Saint Louis (ot)	73	—	—
22	W	63	*UAB	58	—	—
25	W	85	VCU	58	—	—
M.	1	L	67	*at Marquette	82	—
4	W	68	at Tulane	67	—	21
7	L	59	*Cincinnati	69	—	14

<i>GMC Tournament, Chicago, Ill.</i>						
12	W	79	UAB	67	—	—
13	W	95	DePaul	75	—	19
14	L	63	Cincinnati	75	—	12

<i>NCAA 1st & 2nd Rounds, Milwaukee, Wis.</i>						
19	W	80	Pepperdine	70	—	—
21	W	82	Arkansas	80	—	9

<i>NCAA Midwest Regional, Kansas City, Mo.</i>						
27	W	83	Georgia Tech (ot)	79	—	—
29	L	57	Cincinnati	88	—	12

*Great Midwest Conference game

1992-93 Record: 20-12
 Home: 14-3, Away: 4-7, Neutral 2-2
 Great Midwest Conference: 7-3
 NCAA Tournament
 Coach: Larry Finch

<i>HR VR</i>						
D.	2	L	76	at Arkansas	81	8

6	L	59	at Tennessee	70	8	—
9	L	85	Tulane	86	21	20
11	W	91	Louisiana-Lafayette	85	21	—
18	W	81	Jackson State	78	—	—

Maui Invitational, Maui, Hawaii

21	W	64	Chaminade	56	—	—
22	L	67	BYU (ot)	73	—	—
23	W	70	LSU	66	—	—
28	W	78	Robert Morris	63	—	—
31	L	55	at Minnesota	70	—	—

J.	4	W	97	Georgia State	76	—
	6	W	84	Vanderbilt	78	18
	9	W	95	*at DePaul (ot)	93	—

11	W	109	Southeastern Louisiana	58	—	—
16	L	47	*UAB	50	—	—
18	W	101	Tennessee Tech	71	—	—
21	W	64	at Missouri	56	—	—
23	L	66	*at Marquette	78	—	—
30	W	69	*at UAB	53	—	—
F.	3	W	96	Florida Atlantic	46	—
	6	W	68	*Cincinnati	66	4
	10	W	95	Southern Miss	82	—
	14	W	79	*DePaul	57	—
	17	W	77	*at Saint Louis	69	—

7-Up Shootout, Phoenix, Ariz.

21	L	76	Arizona State	89	—	—
24	L	58	at Temple	65	—	—
27	W	68	*Marquette	63	—	20
M.	1	W	75	*Saint Louis	72	—
	6	L	55	*at Cincinnati	78	12

GMC Tournament, Memphis, Tenn.

12	W	73	Saint Louis	65	—	—
13	L	72	Cincinnati	77	—	11

NCAA 1st & 2nd Rounds, Orlando, Fla.

18	L	52	Western Kentucky	55	—	20
----	---	----	------------------	----	---	----

*Great Midwest Conference game

1993-94 Record: 13-16

Home: 10-6, Away: 1-10, Neutral 2-0

Great Midwest Conference: 4-8

Coach: Larry Finch

HR VR

N.	28	W	92	Alcorn State	59	—
D.	2	W	83	Tennessee	64	—
	8	L	78	Arkansas	96	1
	11	W	66	Georgia State	55	—
	18	W	86	Florida International	69	—
	20	W	78	Texas-San Antonio	72	—
	23	L	79	at Louisiana-Lafayette	82	—
	27	L	74	Jackson State	79	—
	30	L	78	Georgetown	94	—

J.	5	L	67	*at Marquette	79	25
	8	L	61	*DePaul	69	—
	11	L	59	*at Saint Louis	86	—

16	L	57	*at UAB	85	—	22
19	L	77	at Murray State	82	—	—
23	W	62	*Cincinnati	55	—	19
29	L	46	*Marquette	51	—	22
F.	3	L	64	*at Cincinnati	69	25

	5	W	94	*at Dayton	78	—
	9	W	84	*Dayton	71	—
	12	W	58	*UAB	53	19
	16	L	67	at Southern Miss	76	—

Arrowhead Pond, Anaheim, Calif.

21	L	58	at Long Beach State	80	—	—
24	W	85	Arkansas-Little Rock	66	—	—
26	L	66	*Saint Louis	71	—	19
M.	2	W	109	Southeast Missouri	83	—
	5	L	53	*at DePaul	65	—

GMC Tournament, Cincinnati, Ohio

10	W	91	UAB	86	—	22
11	W	73	Saint Louis	62	—	21
12	L	47	at Cincinnati	68	—	—

*Great Midwest Conference game

1994-95 Record: 24-10

Home: 17-0, Away: 5-5, Neutral 2-5

Great Midwest Conference: 9-3

NCAA Midwest Regional/Sweet 16

Coach: Larry Finch

HR VR

Preseason NIT, Memphis, Tenn.

N.	17	W	70	Louisiana-Lafayette	66	—
19	W	94	San Francisco	82	—	—

Preseason NIT, New York, N.Y.

23	L	78	New Mexico State	81	—	—
25	L	60	George Washington	69	—	—

D.	3	W	94	Jackson State	59	—
	7	W	124	Georgia State	52	—

Toronto, Ontario, Canada

10	L	80	Georgetown (ot)	83	—	18
17	W	50	at Tennessee	46	—	—
19	W	119	Florida A&M	54	—	—
21	W	92	Nicholls State	72	—	—
23	W	100	Louisiana-Monroe	79	—	—
29	L	76	at Illinois	86	—	—

J.	3	W	96	Houston	77	—
	5	W	82	Chattanooga	76	—

	8	W	77	*at DePaul	69	—
	14	W	76	*DePaul	64	—
	17	W	81	Southern Miss	71	—
	21	L	63	at UAB	80	—
	25	W	84	*Saint Louis	80	—
	28	W	74	UAB	67	—

F.	3	W	74	*Cincinnati (ot)	69	23
	5	W	53	at Temple	51	—

	9	L	87	at Arkansas	88	12
	11	L	52	*at Saint Louis	68	—
	16	W	68	*at Dayton	61	—
	18	W	77	*Marquette (2 ot)	71	—
	20	W	82	Long Beach State	73	—
	28	W	87	*Dayton	60	—

M.	2	W	83	*at Cincinnati	73	—
	4	L	61	*at Marquette	80	—

GMC Tournament, Milwaukee, Wis.

10	L	64	Cincinnati	77	—	—
----	---	----	------------	----	---	---

NCAA 1st & 2nd Rounds, Austin, Texas

17	W	77	Louisville	56	—	—
19	W	75	Purdue	73	—	12

NCAA Midwest Regional, Kansas City, Mo.

24	L	91	Arkansas (ot)	96	—	6
----	---	----	---------------	----	---	---

*Great Midwest Conference game

1995-96 Record: 22-8

Home: 16-1, Away: 5-6, Neutral 1-1

Conference USA: 11-3

NCAA Tournament

Coach: Larry Finch

HR VR

Kansas City, Mo.

N.	25	W	91	Purdue	76	12	24
	28	W	90	Jackson State	67	7	—

D.	2	W	80	Florida A&M	50	7	—
	5	W	89	Georgia State	69	7	—
	16	W	57	Tennessee	55	6	—
	21	W	74	Sam Houston State	51	5	—
	23	W	96	Louisiana-Monroe	76	5	—
	28	W	68	Temple	58	3	—

Worcester, Mass.

J.	4	L	61	at Massachusetts	64	3	1
----	---	---	----	------------------	----	---	---

6	L	67	at Houston	69	3	—
8	W	57	*Charlotte	55	9	—
11	W	74	*DePaul	55	9	—
14	W	60	*at USF (ot)	59	9	—
18	W	94	Arkansas	72	9	—

20	L	55	*at Marquette	59	9	—	
24	W	86	*UAB	77	12	—	
27	W	81	*at Southern Miss	68	12	—	
30	W	80	*Saint Louis	63	11	—	
F.	1	W	83	*at DePaul (ot)	82	11	—

	3	L	56	*at Louisville	74	11	—
	8	W	68	*at Charlotte	55	15	—
	17	L	60	at Georgetown	81	15	14
	20	W	91	*Southern Miss	66	19	—
	22	W	63	at Chattanooga	55	19	—

	25	W	57	*Louisville	54	19	21
	29	L	66	*at Cincinnati	71	14	7
M.	2	W	86	*Tulane	75	14	—

Conference USA Tournament, Memphis, Tenn.

7	W	92	DePaul	69	14	—
8	L	60	Marquette	72	14	21

NCAA 1st & 2nd Rounds, Albuquerque, N.M.

14	L	63	Drexel	75	16	—
----	---	----	--------	----	----	---

*Conference USA games

1996-97 Record: 16-15

Home: 11-4, Away: 4-8, Neutral 1-3

Conference USA: 10-4

National Invitation Tournament

Coach: Larry Finch

HR VR

Ottawa, Ontario, Canada

N.	23	L	46	vs Wisconsin	49	—	—
30	L	46	N.C. State	67	—	—	

D.	2	W	65	Jackson State	58	—	—
	7	L	59	Vanderbilt	66	—	—
	15	L	47	at Tennessee	57	—	—
	18	W	83	Louisiana-Monroe	61	—	—
	21	W	76	Texas Southern	53	—	—
	23	W	61	Oklahoma	47	—	—

Rainbow Classic, Honolulu, Hawaii

28	W	73	Michigan	72	—	4
29	L	68	Georgia	70	—	—
30	L	60	at Hawaii	67	—	—

J.	4	W	64	Detroit	55	—	—
	7	W	60	*USF	59	—	—
	9	L	65	*at Charlotte	71	—	—
	12	W	54	*Marquette	47	—	—
	15	W	51	*at DePaul	49	—	—

	19	L	70	*Charlotte	76	—	—
	23	W	64	*at Louisville	58	—	6
	25	L	48	*at UAB	51	—	—
	30	W	68	*Southern Miss	54	—	—

F.	1	L	63	at Arkansas	79	—	—
	5	L	62	at Vanderbilt	69	—	—
	9	W	79	*Louisville	59	—	11
	12	L	67	*at Houston (ot)	72	—	—

	16	W	62	*at Tulane	56	—	23
	19	W	59	at Saint Louis	58	—	—
	22	L	65	Georgetown	74	—	—
	26	W	85	*Houston	72	—	—
M.	1	W	75	*Cincinnati	63	—	9

Conference USA Tournament, St. Louis, Mo.

6	L	45	Marquette	63	—	—
---	---	----	-----------	----	---	---

National Invitation Tournament

12	L	62	at UNLV	66	—	—
----	---	----	---------	----	---	---

*Conference USA game

1997-98

Record: 17-12

Home: 11-4, Away: 6-7, Neutral 0-1

Conference USA: 12-4

National Invitation Tournament

Coach: Tic Price

HR VR

N. 15	W 75	Louisiana-Monroe (ot).....	74	—	—
21	L 77	at Vanderbilt.....	86	—	—
D. 2	W 73	Jackson State.....	65	—	—
13	W 80	at Oklahoma.....	78	—	—
20	L 66	Tennessee.....	68	—	—
22	L 57	Miami (Fla.).....	65	—	—
27	W 64	*Tulane.....	59	—	—
29	W 72	Idaho.....	58	—	—
J. 3	W 68	*at Saint Louis.....	62	—	—
8	L 54	*at Cincinnati.....	61	—	—
10	L 72	Arkansas.....	75	—	22
14	L 60	at N.C. State.....	71	—	—
17	W 74	*USF.....	62	—	—
20	W 79	*Southern Miss.....	67	—	—
22	W 86	*UAB.....	70	—	—
24	L 69	at Georgetown.....	73	—	—
29	W 70	*at USF.....	61	—	—
31	W 73	*Charlotte.....	70	—	—
F. 5	W 76	*at Houston.....	63	—	—
8	L 77	*at UAB.....	88	—	—
11	L 98	*DePaul (2 ot).....	100	—	—
14	L 62	*at Southern Miss.....	75	—	—
18	W 83	*at Tulane.....	77	—	—
21	W 93	*Louisville.....	75	—	—
26	W 89	*Houston.....	76	—	—
28	W 77	*at Marquette.....	65	—	—

Conference USA Tournament, Cincinnati, Ohio

M. 5	L 57	Southern Miss.....	85	—	—
------	------	--------------------	----	---	---

National Invitation Tournament

11	W 90	Ball State.....	67	—	—
----	------	-----------------	----	---	---

16	L 80	at Fresno State.....	83	—	—
----	------	----------------------	----	---	---

*Conference USA game

1998-99

Record: 13-15

Home: 11-5, Away: 2-9, Neutral 0-1

Conference USA: 6-10

Coach: Tic Price

HR VR

N. 13	W 79	UNC-Wilmington.....	75	—	—
<i>Chase NIT</i>					
16	L 73	Gonzaga.....	88	—	—
21	W 90	Louisiana-Monroe.....	80	—	—
30	W 86	Arkansas-Pine Bluff.....	42	—	—
D. 2	L 67	at Tennessee.....	68	—	—
5	W 65	Vanderbilt.....	56	—	—
8	W 73	Jackson State.....	65	—	—
12	W 78	Ole Miss (ot).....	72	—	—
19	L 74	at Arkansas.....	99	—	20
22	L 64	at Miami.....	80	—	—
28	L 54	*Southern Miss.....	60	—	—
J. 2	L 83	*UAB.....	91	—	—
7	L 70	*at USF.....	80	—	—
10	L 77	*at Charlotte.....	82	—	—
14	W 83	*Tulane.....	68	—	—
17	L 81	*at Houston.....	83	—	—
23	W 83	*USF.....	70	—	—
25	W 83	Arkansas State.....	66	—	—
30	W 74	*at Southern Miss.....	60	—	—
F. 4	L 76	*at Louisville.....	89	—	—
6	L 78	*Houston.....	79	—	—
11	W 78	*at UAB.....	75	—	—
13	L 75	*at DePaul.....	81	—	—
18	W 92	*Saint Louis.....	89	—	—

21	W 81	*Marquette.....	79	—	—
24	L 79	*at Tulane.....	85	—	—
27	L 64	*Cincinnati.....	89	—	9

Conference USA Tournament, Birmingham, Ala.

M. 3	L 81	USF (ot).....	88	—	—
------	------	---------------	----	---	---

*Conference USA game

1999-2000

Record: 15-16

Home: 11-6, Away: 3-8, Neutral 1-2

Conference USA: 7-9

Coach: Johnny Jones

HR VR

<i>Maui Invitational, Maui, Hawaii</i>					
N. 22	L 55	Georgetown.....	71	—	—
23	L 65	Southern California.....	92	—	—
24	W 83	Chaminade.....	65	—	—
29	W 97	Alabama A&M.....	66	—	—
D. 1	W 79	Jackson State.....	74	—	—
4	W 82	Miami.....	72	—	—
8	L 61	at Kansas State.....	63	—	—
11	L 64	at Ole Miss.....	74	—	—
16	L 72	at Arkansas State.....	84	—	—
18	L 69	Tennessee.....	74	—	13
21	W 76	Louisiana-Monroe.....	61	—	—
23	W 98	Grambling State.....	59	—	—
28	L 65	*DePaul.....	71	—	24
J. 3	W 76	Arkansas.....	71	—	—
8	L 67	*at Saint Louis.....	75	—	—
12	W 78	*USF.....	74	—	—
19	L 55	*at Cincinnati.....	75	—	1
22	L 89	*Houston.....	98	—	—
26	W 84	*UAB.....	70	—	—
29	L 66	*at Southern Miss.....	67	—	—
F. 3	L 59	*Louisville.....	74	—	—
9	L 63	*at Tulane.....	64	—	—
12	L 73	*Southern Miss (ot).....	79	—	—
16	L 75	*at UAB.....	102	—	—
20	W 78	*Charlotte.....	67	—	—
23	W 84	*at Houston.....	81	—	—
26	W 53	*at Marquette.....	49	—	—
M. 1	W 77	*Tulane.....	49	—	—

4	W 91	*at USF.....	72	—	—
<i>Conference USA Tournament, Memphis, Tenn.</i>					
8	W 60	USF.....	58	—	—
9	L 76	DePaul.....	80	—	—

*Conference USA games

2000-01

Record: 21-15

Home: 12-5, Away: 6-6, Neutral 3-4


Conference USA: 10-6

NIT Final Four

Coach: John Calipari

HR VR

N. 17	L 62	Temple.....	67	—	—
<i>Puerto Rico Shootout, Bayamón, P.R.</i>					
23	W 60	vs. Miami, Ohio.....	59	—	—
24	L 60	vs. Stanford.....	83	—	5
25	L 58	vs. Utah.....	61	—	13
29	W 81	Tennessee-Martin.....	49	—	—
D. 2	L 68	at Arkansas.....	74	—	25
5	L 76	at Tennessee.....	86	—	6
9	L 56	Ole Miss.....	64	—	—
14	W 83	Arkansas State.....	60	—	—
18	W 98	Christian Brothers.....	54	—	—
21	L 57	at Miami (Fla.).....	66	—	—
27	L 67	*Southern Miss.....	75	—	—
30	W 81	Kansas State.....	58	—	—
J. 3	W 112	Howard.....	42	—	—
6	W 86	*at Houston.....	78	—	—
13	W 72	*at DePaul.....	68	—	—
18	W 72	*Saint Louis (ot).....	63	—	—
20	W 72	*Houston.....	68	—	—
24	W 91	*at Tulane.....	69	—	—
27	W 76	*at UAB (ot).....	73	—	—
F. 2	L 65	*Marquette.....	71	—	—
7	W 100	*at USF.....	89	—	—
10	W 91	*Tulane.....	64	—	—
15	L 65	*Cincinnati.....	66	—	—
17	L 76	*at Charlotte.....	83	—	—
19	W 86	*UAB.....	69	—	—
25	W 79	*USF.....	61	—	—
28	L 55	*at Southern Miss.....	74	—	—



2001 NIT Final Four

Front Row (l-r): Shannon Forman, Courtney Trask, Nathaniel Root, Shyrone Chatman, Rashid Dunbar and John Grice.
Back Row (l-r): Marcus Moody, Arthur Barclay, Paris London, Kelly Wise, Earl Barron, Modibo Diarra, Shamel Jones and Scooter McFadgon.

M. 3	L 56	*at Louisville	65	—	—
<i>Conference USA Tournament, Louisville, Ky.</i>					
8	W 71	Marquette	65	—	—
9	L 79	Cincinnati	89	—	—
<i>TiVo NIT</i>					
13	W 71	at Utah	62	—	—
20	W 90	UTEP	65	—	—
22	W 81	New Mexico	63	—	—
<i>TiVo NIT, New York, N.Y.</i>					
27	L 64	Tulsa	72	—	—
29	W 86	Detroit	71	—	—

*Conference USA game

2001-02

Record: 27-9

Home: 19-2, Away: 6-4, Neutral 2-3

Conference USA: 12-4

NIT Champion

Coach: John Calipari

HR VR

<i>Guardians Classic, Memphis, Tenn.</i>					
N. 13	W 88	Wofford	61	12	—
14	W 91	Old Dominion	66	12	—
18	W 97	Northwestern State	69	12	—
<i>Guardians Classic, Kansas City, Mo.</i>					
20	L 71	vs. Iowa	75	12	9
21	L 70	vs. Alabama	81	12	22
24	W 65	Southeastern Louisiana	46	12	—
28	W 86	Christian Brothers	54	20	—
D. 1	W 111	Eastern Kentucky	74	20	—
7	L 67	at Ole Miss	71	22	—
15	W 71	Tennessee	69	—	—
20	W 64	at Temple	54	—	—
22	W 109	Austin Peay	68	—	—
28	W 88	Tennessee-Martin	58	—	—
J. 2	L 73	Arkansas	90	—	—
5	W 75	*Southern Miss	53	—	—
9	W 98	*at TCU	93	—	—
12	W 78	*at Tulane	70	—	—
15	W 81	*USF	62	—	—
18	W 73	*at Southern Miss	64	—	—
23	W 102	*UAB	81	—	—
26	W 84	*at Houston	66	—	—
30	W 80	*Louisville	70	—	—
F. 2	W 98	*TCU	72	—	—
4	W 78	*Tulane	72	—	—
8	L 46	*at UAB	64	—	—
13	L 63	*at Charlotte	75	—	—
16	L 73	*Houston	76	—	—
20	W 71	*at USF	59	—	—
23	W 88	*DePaul	61	—	—
M. 3	L 75	*at Cincinnati (ot)	80	—	4
<i>Conference USA Tournament, Cincinnati, Ohio</i>					
7	L 74	vs. Houston	80	—	—
<i>Owens Corning NIT</i>					
14	W 82	UNC Greensboro	62	—	—
20	W 80	BYU	69	—	—
23	W 79	Tennessee Tech	73	—	—
<i>Owens Corning NIT, New York, N.Y.</i>					
26	W 78	Temple	77	—	—
28	W 72	South Carolina	62	—	—

*Conference USA game



2002 NIT Champion

(Left to right): Nathaniel Root, Anthony Rice, Antonio Burks, Courtney Trask, Dajuan Wagner, Kelly Wise, Chris Massie, Scooter McFadgon, Duane Erwin, Earl Barron, Arthur Barclay, John Grice and Modibo Diarra.

2002-03

Record: 23-7

Home: 14-2, Away: 7-4, Neutral 2-1

Conference USA: 13-3

NCAA Tournament

Coach: John Calipari

HR VR

<i>AT&T Wireless Coaches vs. Cancer Classic, New York, N.Y.</i>					
N. 14	W 70	Syracuse	63	—	—
22	L 80	Austin Peay (ot)	81	—	—
25	W 78	Arkansas-Pine Bluff	54	—	—
D. 3	W 73	UALR	49	—	—
7	W 72	Furman	55	—	—
14	L 78	at Missouri	93	—	11
19	W 58	Ole Miss	51	—	—
28	W 77	Illinois	74	—	7
30	W 67	Murray State	60	—	—
J. 2	W 72	at Arkansas	67	—	—
5	W 72	Villanova	68	—	—
7	W 85	*Tulane	73	—	—
11	L 67	*at Southern Miss	84	—	—
18	L 74	*USF	75	—	—
22	W 77	*Houston	66	—	—
25	L 66	*at Saint Louis	69	—	—
F. 1	W 80	*Southern Miss	62	—	—
4	W 73	*East Carolina	49	—	—
8	W 84	*at TCU	69	—	—
13	W 58	*at Tulane	57	—	—
15	W 94	*UAB	70	—	—
19	W 80	*at Louisville	73	—	4
22	W 73	*at USF	66	—	—
26	W 88	*TCU	64	24	—
M. 1	W 67	*Cincinnati	48	24	—
6	W 71	*at Houston	56	18	—
8	W 90	*at UAB	79	18	—
<i>Conference USA Tournament, Louisville, Ky.</i>					
13	W 62	USF	56	16	—
14	L 75	at Louisville	78	16	20
<i>NCAA 1st & 2nd Rounds, Oklahoma City, Okla.</i>					
20	L 71	Arizona State	84	19	—

*Conference USA game

2003-04

Record: 22-8

Home: 15-0, Away: 6-5, Neutral 1-3

Conference USA: 12-4

C-USA Regular Season Champion

NCAA Tournament Second Round

Coach: John Calipari

HR VR

<i>Coaches vs. Cancer Classic, New York, N.Y.</i>					
N. 13	L 76	Wake Forest	85	—	20
22	W 94	Fordham	64	—	—
29	W 74	Austin Peay	60	—	—
D. 3	W 84	Tennessee-Martin	64	—	—
6	W 73	at Ole Miss	62	—	—
13	L 64	at Illinois (14)	74	—	—
17	W 89	Belmont	83	—	—
22	W 63	Samford	62	—	—
27	W 61	Missouri	59	—	11
29	W 69	Oakland	63	—	—
J. 6	W 73	at Villanova	57	—	—
10	L 63	*at Southern Miss	66	—	—
13	L 73	*at DePaul	82	—	—
17	W 91	*Charlotte	69	—	—
20	W 85	*at Tulane	71	—	—
24	W 64	*Houston	48	—	—
27	W 66	*USF	53	—	—
31	W 75	*at TCU	69	—	—
F. 4	W 62	*Louisville	58	—	6
7	W 63	*Saint Louis	54	—	—
11	W 79	*at East Carolina	73	—	—
14	W 89	*at Marquette	71	—	—
21	W 73	*UAB	66	23	—
24	W 74	*Southern Miss	56	19	—
28	L 60	*Louisville	66	19	21
M. 3	W 83	*TCU	56	20	—
6	L 79	*at Cincinnati	83	20	13
<i>Conference USA Tournament, Cincinnati, Ohio</i>					
11	L 61	Saint Louis	72	23	—
<i>NCAA 1st & 2nd Rounds, Kansas City, Mo.</i>					
19	W 59	South Carolina	43	24	—
21	L 53	Oklahoma State	70	24	4

*Conference USA game

2004-05

Record: 22-16

Home: 16-7, Away: 5-5, Neutral 1-4

Conference USA: 9-7

NIT Final Four

Coach: John Calipari

HR VR

<i>Coaches vs. Cancer Classic, Memphis, Tenn.</i>		
N. 11	W 102	Savannah State40 24 —
13	W 75	George Mason58 24 —
<i>Coaches vs. Cancer Classic, New York, N.Y.</i>		
N. 18	W 81	St. Mary's66 24 —
19	L 62	Syracuse77 24 5
23	W 79	Arkansas State75 25 —
<i>Hall of Fame Tip-Off Classic, Springfield, Mass.</i>		
26	L 61	Maryland84 25 13
D. 3	W 62	at Purdue51 — —
<i>Jimmy V Classic, New York, N.Y.</i>		
7	L 51	Pittsburgh70 — 11
11	L 53	Ole Miss65 — —
18	W 71	Austin Peay66 — —
20	L 55	Louisiana Tech64 — —
23	L 59	Providence72 — —
30	W 87	East Tennessee State56 — —
J. 6	L 67	at Texas74 — 15
9	W 60	*Southern Miss46 — —
13	W 78	*Marquette68 — 22
15	L 59	*TCU61 — —
19	W 73	*USF67 — —
22	L 70	*at UAB73 — —
27	W 68	*DePaul55 — —
29	W 72	*at TCU57 — —
F. 2	W 72	*East Carolina66 — —
5	L 53	*at Houston66 — —
9	W 85	*at Louisville68 — 9
12	W 103	*Tulane71 — —
19	W 85	*at Southern Miss73 — —
23	L 77	*at Charlotte80 — 21
26	L 44	*Louisville53 — 11
M. 2	L 61	*at Saint Louis70 — —
5	L 60	*Cincinnati62 — 22
<i>Conference USA Tournament, Memphis, Tenn.</i>		
9	W 79	Saint Louis59 — —
10	W 83	Charlotte69 — 25
11	W 81	USF68 — —
12	L 74	Louisville75 — 6
<i>National Invitation Tournament, Memphis, Tenn.</i>		
16	W 90	Northeastern65 — —
19	W 83	Virginia Tech62 — —
23	W 81	Vanderbilt68 — —
<i>National Invitation Tournament, New York, N.Y.</i>		
29	L 58	St. Joseph's70 — —

2005-06

Record: 33-4

Home: 19-1, Away: 10-1, Neutral: 4-2

Conference USA: 13-1

C-USA Regular Season Champion

C-USA Tournament Champion

NCAA Tournament Elite Eight

Coach: John Calipari

HR VR

<i>NIT Season Tip-Off, Memphis, Tenn.</i>		
N. 15	W 79	Wisconsin-Milwaukee52 12 —
<i>NIT Season Tip-Off, Tuscaloosa, Ala.</i>		
17	W 87	Alabama76 12 15
<i>NIT Season Tip-Off, New York, N.Y.</i>		
23	W 88	UCLA80 11 16
25	L 67	Duke70 11 1
28	W 108	Lamar83 9 —



2005 NIT Final Four

Front Row (l-r): Simplice Njoya, Duane Erwin, Sean Banks, Waki Williams, Almamy Thiero, Rodney Carney, Darius Washington Jr., Clyde Wade, Jeremy Hunt, Joey Dorsey, Anthony Rice, Tank Beavers and Arthur Barclay.

Back Row (l-r): Scott Robinson, Jason Love, Andy Allison, Ryan Miller, Ed Schilling, Mitt Wagner, John Calipari, Tony Barbee, Derek Kellogg, Richard Hogans, Mike Malone, NaFeesa Farrhkan, Jennifer Bone and Candace Fleming.

Memphis Milestone Wins

Win	Date	Result
1.	11/14/20	UofM 24, Whitehaven 14
50.	1/25/27	UofM 37, Catholic Club 35
100.	3/2/31	UofM 35, Bethel College 33
150.	1/11/41	UofM 45, Union 38
200.	1/30/48	UofM 46, Murray State 37
250.	12/22/51	UofM 67, Eastern Wash. 53
300.	12/22/54	UofM 86, Nebraska 79
350.	2/2/57	UofM 81, Louisville 78
400.	1/23/60	UofM 96, Ole Miss 57
450.	1/2/63	UofM 99, BYU 76
500.	12/16/66	UofM 43, Arkansas 36
550.	2/27/71	UofM 85, Wichita State 77
600.	12/13/73	UofM 90, Texas 82
650.	2/19/76	UofM 91, Tulsa 83
700.	1/7/79	UofM 77, Saint Louis 65
750.	2/15/82	UofM 82, Saint Louis 64
800.	2/27/84	UofM 56, Cincinnati 44
850.	1/9/86	UofM 73, Louisville 71
900.	1/25/88	UofM 75, Cincinnati 70 (ot)
950.	11/27/90	UofM 74, Tennessee 72
1000.	1/21/93	UofM 64, Missouri 56
1100.	2/28/98	UofM 77, Marquette 65
1200.	3/13/03	UofM 62, USF 56
1300.	2/17/07	UofM 78, Gonzaga 77 (ot)

Memphis Vs. The Top 25

Rank	Record
No. 10-8
No. 22-4
No. 32-7
No. 45-6
No. 52-8
No. 63-5
No. 72-5
No. 83-5
No. 98-7
No. 104-2
No. 113-7
No. 122-6
No. 132-7
No. 140-7
No. 153-3
No. 164-7
No. 173-1
No. 183-6
No. 196-6
No. 206-6
No. 213-3
No. 222-5
No. 232-0
No. 242-1
No. 252-3
Total74-125

Memphis Final National Ranking

Year	— Final Rank —		
	AP	UPI	Coaches*
1957	12	—	—
1961	14	20	—
1972	13	13	—
1973	12	11	—
1982	9	9	—

1983	17	17	—
1984	16	16	—
1985	5	4	—
1986	12	12	—
1996	16	—	17
2003	19	—	22
2004	24	—	—
2006	4	—	6
2007	5	—	5

*final regular season poll

Outlook

Staff

Players

Opponents

C-USA

Review

History

Media

30	W	97	Jackson State	70	9	—
D.	3	W	91 at Cincinnati	81	9	—
10	W	97 at Providence	89	7	—	
17	W	72 at Ole Miss	49	5	—	
20	W	76 Louisiana Tech	58	4	—	
27	W	83 Gonzaga	72	4	8	
30	W	90 Purdue	70	4	—	
J.	2	L	58 Texas	69	4	15
4	W	83 Middle Tennessee	50	4	—	
8	W	73 Winthrop	63	4	—	
11	W	77 *at East Carolina	67	5	—	
14	W	73 *SMU	53	5	—	
18	W	88 Tennessee	79	4	—	
21	W	85 *at Southern Miss	68	4	—	
26	W	73 *UAB	66	3	—	
28	W	94 *UCF	61	3	—	
F.	1	W	84 *at Tulsa	61	3	—
4	W	84 *at Rice	79	3	—	
11	W	91 *at Marshall	81	3	—	
14	W	80 *Southern Miss	41	3	—	
18	W	105 *at Tulane	65	3	—	
22	W	66 *UTEP	56	4	—	
25	W	78 *Tulsa	67	4	—	
M.	2	L	74 *at UAB	80	3	—
4	W	69 *Houston	62	3	—	

Conference USA Tournament, Memphis, Tenn.

9	W	75	Tulane	56	5	—
10	W	68	Houston	54	5	—
11	W	57	UAB	47	5	—

NCAA 1st & 2nd Rounds, Dallas, Texas

17	W	94	Oral Roberts	78	4	—
19	W	72	Bucknell	56	4	—

NCAA Oakland Regional, Oakland, Calif.

23	W	80	Bradley	64	4	—
25	L	45	UCLA	50	4	7

*Conference USA game

2006-07

Record: 33-4

Home: 19-0, Away: 9-2, Neutral: 4-2

Conference USA: 16-0

C-USA Regular Season Champion

C-USA Tournament Champion

NCAA Tournament Elite Eight

Coach: John Calipari

HR VR

N.	16	W	111 Jackson State	69	13	—
<i>EA SPORTS Maui Invitational, Maui, Hawaii</i>						
20	W	77	Oklahoma	65	12	—
21	L	85	Georgia Tech	92	12	19
22	W	80	Kentucky	63	12	20
29	W	86	Arkansas State	60	14	—
D.	2	W	77 Manhattan	59	14	—
4	W	78	*Marshall	59	16	—
6	L	58	at Tennessee	76	16	—
9	W	82	Ole Miss	70	16	—
14	W	88	Austin Peay	63	19	—
20	L	71	at Arizona	79	18	9
23	W	86	Middle Tennessee	46	18	—
28	W	87	Lamar	62	22	—
J.	4	W	88 Cincinnati	55	22	—
11	W	79	*at Houston	69	20	—
13	W	75	*at Southern Miss	62	20	—
16	W	79	*UAB	54	17	—
20	W	61	*at East Carolina	44	17	—
24	W	72	*Tulsa	59	11	—
27	W	67	*Southern Miss	64	11	—
31	W	87	*at UCF	65	11	—
F.	3	W	88 *SMU	52	11	—
8	W	70	*at UAB	56	8	—

10	W	95	*Tulane	51	8	—
14	W	69	*at Tulsa	52	8	—
17	W	78	at Gonzaga (ot)	77	8	—
22	W	99	*Rice	63	7	—
25	W	77	*Houston	64	7	—
M.	1	W	78 *at UTEP	67	6	—
3	W	64	*at SMU	61	6	—
<i>Conference USA Tournament, Memphis, Tenn.</i>						
8	W	92	Marshall	71	5	—

9	W	71	Tulane	49	5	—
10	W	71	Houston	59	5	—
<i>NCAA 1st & 2nd Rounds, New Orleans, La.</i>						
16	W	73	North Texas	58	5	—
18	W	78	Nevada	62	5	15
<i>NCAA South Region, San Antonio, Texas</i>						
22	W	65	Texas A&M	64	5	9
24	L	76	Ohio State	92	5	1

*Conference USA game

Memphis In The AP Poll

Year	Weeks	1975-76	1976-77
1954-55	2	1	4
1955-56	7	6	6
1956-57	6	17	17
1957-58	2	17	17
1958-59	1	17	17
1960-61	1	17	17
1970-71	1	5	5
1971-72	6	8	8
1972-73	11	4	4
1973-74	6	18	18
1974-75	6	4	4

2002-03	4
2003-04	5
2004-05	3
2005-06	19
2006-07	19
Total # of weeks in AP Poll	217
Current streak of weeks in AP Poll	38

Most consecutive weeks in AP Poll (over two or more yrs) 74

Most consecutive weeks in AP Poll (single season) 19 (2005-06, 2006-07)

** Note: 1986-87 squad was not ranked due to NCAA sanctions*

Overtime Victories (51)

Opponent	Date	Score
Hendrix College	Jan. 29, 1923	27-24
at Bethel College	Jan. 30, 1934	43-39
Union	Feb. 14, 1939	43-39
Southwestern (2ot)	Feb. 3, 1940	46-44
Tennessee Tech	Feb. 7, 1941	43-41
Southwestern	Jan. 7, 1946	49-46
vs Arkansas Tech (1)	Jan. 6, 1955	104-102
at Arizona	Dec. 21, 1955	98-92
vs St. Bonaventure (2)	Mar. 21, 1957	80-78
at Loyola-New Orleans	Dec. 28, 1957	65-63
Southern Methodist	Dec. 28, 1964	95-92
at Jacksonville	Jan. 31, 1967	63-58
at Drake (2ot)	Jan. 4, 1973	97-92
at Tulsa	Feb. 10, 1973	91-87
Murray State	Dec. 31, 1973	67-65
Bradley	Jan. 3, 1974	88-76
at Pepperdine	Dec. 21, 1974	111-108
New Orleans	Jan. 26, 1977	88-86
St. Louis	Jan. 31, 1978	86-85
Florida State	Jan. 18, 1979	86-81
Tulane	Jan. 20, 1979	87-81
at Virginia Tech	Jan. 5, 1980	70-69
Louisville	Jan. 22, 1981	60-55
at Cincinnati (4ot)	Jan. 31, 1981	99-85
Ole Miss	Dec. 29, 1981	61-55
Louisville	Feb. 6, 1982	74-65
UAB	Feb. 4, 1984	53-51
at Southern Miss	Feb. 20, 1984	69-67
at Ole Miss	Dec. 11, 1984	57-52
vs Florida State (3)	Mar. 9, 1985	90-86
vs UAB (4)	Mar. 17, 1985	67-66
Kansas	Jan. 4, 1986	83-80
Bradley	Dec. 17, 1987	113-108
Murray State	Jan. 5, 1988	76-70
Cincinnati	Jan. 25, 1988	75-70
at Southern Miss	Jan. 4, 1989	90-87
vs Ball State (5)	Dec. 29, 1989	76-73
at Vanderbilt	Jan. 29, 1992	72-70
at St. Louis	Feb. 20, 1992	75-73
vs Georgia Tech (6)	Mar. 27, 1992	83-79
DePaul (2ot)	Jan. 11, 1993	95-93
Saint Louis	Jan. 25, 1995	84-80
Cincinnati	Feb. 3, 1995	74-69
Marquette (2ot)	Feb. 18, 1995	77-71
at USF	Jan. 14, 1996	60-59
at DePaul	Feb. 1, 1996	83-82
Northeast Louisiana	Nov. 15, 1997	75-74
Ole Miss	Dec. 12, 1998	78-72
Saint Louis	Jan. 18, 2001	72-63
at UAB	Jan. 27, 2001	76-73
at Gonzaga	Feb. 17, 2007	78-77

Overtime Losses (34)

Opponent	Date	Score
Tennessee Tech (2ot)	Feb. 8, 1934	38-34
Arkansas State	Feb. 22, 1947	58-56
at Hawaii (2ot)	Jan. 2, 1952	68-61
at Austin Peay (2ot)	Feb. 15, 1952	62-60
at Centenary	Feb. 27, 1956	84-80
at Loyola-Illinois (2ot)	Feb. 8, 1958	79-76
vs West Virginia (1)	Dec. 30, 1960	86-82
Drake	Jan. 2, 1968	76-75
Cincinnati	Jan. 22, 1968	75-68
North Texas	Mar. 5, 1968	63-62
Tulsa	Feb. 25, 1971	94-91
Saint Louis	Jan. 9, 1969	63-62
Saint Louis	Feb. 14, 1977	67-64
Southern Miss (2ot)	Dec. 9, 1978	91-89
Georgia Tech (2ot)	Jan. 16, 1979	89-84
Florida State	Jan. 18, 1979	93-86
at Mississippi State	Dec. 7, 1981	48-47
at Tulane	Jan. 21, 1982	58-54
Villanova (7)	Mar. 19, 1982	70-66
at Louisville	Mar. 6, 1983	64-62
at Virginia Tech	Jan. 9, 1988	82-80
vs Nevada-Las Vegas (8)	Nov. 27, 1988	90-86
at Virginia Commonwealth	Feb. 5, 1990	70-69
East Tennessee State	Jan. 30, 1991	105-102
DePaul	Nov. 29, 1991	92-89
vs Brigham Young (8)	Dec. 22, 1992	73-67
vs Georgetown (9)	Dec. 10, 1994	83-80
vs Arkansas (6)	Mar. 24, 1995	96-91
at Houston	Feb. 12, 1997	72-67
DePaul (2ot)	Feb. 11, 1998	100-98
vs USF (10)	March 3, 1999	88-81
Southern Miss	Feb. 12, 2000	79-73
at Cincinnati	March 3, 2002	80-75
Austin Peay	Nov. 22, 2002	81-80

- Sugar Bowl Tournament, New Orleans, La.
- National Invitation Tournament, New York, N.Y.
- Metro Tournament, Louisville, Ky.
- NCAA Tournament, Houston, Texas
- Old Style Classic, Chicago, Ill.
- NCAA Tournament, Kansas City, Mo.
- NCAA Tournament, Raleigh, N.C.
- Maui Invitational, Lahaina, Maui, Hawaii
- Toronto, Canada
- Conference USA Tournament, Birmingham, Ala.

Overtime Record At Sites

Home	27-16	Neutral	6-7
Road	18-11		

The series records below reflect only current NCAA Division I opponents.

ALABAMA (5-2)

1958-59.....	hW.....	59-58
1959-60.....	hW.....	63-37
1963-64.....	hW.....	108-75
1964-65.....	hW.....	83-73
1976-77.....	nL.....	63-80
2001-02.....	nL.....	70-81
2005-06.....	aW.....	87-76

Home: 4-0 **Away:** 1-0

Neutral: 0-2

ALABAMA A&M (1-0)

1999-00.....	hW.....	97-66
--------------	---------	-------

Home: 1-0

ALCORN STATE (2-0)

1986-87.....	hW.....	108-56
1987-88.....	hW.....	87-64

Home: 2-0

ARIZONA (3-3)

1952-53.....	hW.....	75-56
1955-56.....	aW (ot).....	98-92
1956-57.....	hW.....	94-76
1964-65.....	aL.....	64-99
1965-66.....	hL.....	69-94
2006-07.....	aL.....	71-79

Home: 2-1 **Away:** 1-2

ARIZONA STATE (1-2)

1969-70.....	nW.....	67-62
1992-93.....	nL.....	76-89
2002-03.....	nL.....	71-84

Neutral: 1-2

ARKANSAS (10-11)

1966-67.....	hW.....	43-36
1971-72.....	hW.....	92-77
1972-73.....	aW.....	87-86
1976-77.....	aW.....	69-62
1977-78.....	hL.....	70-95
1978-79.....	nL.....	69-82
1979-80.....	hW.....	74-67
1991-92.....	hW.....	92-88
1991-92.....	nW.....	82-80
1992-93.....	aL.....	76-81
1993-94.....	hL.....	78-96
1994-95.....	aL.....	87-88
1994-95.....	nL (ot).....	91-96
1995-96.....	hW.....	94-72
1996-97.....	aL.....	63-79
1997-98.....	hL.....	72-75
1998-99.....	aL.....	74-99
1999-00.....	hW.....	76-71
2000-01.....	aL.....	68-74
2001-02.....	hL.....	73-90
2002-03.....	aW.....	72-67

Home: 6-4 **Away:** 3-5

Neutral: 1-2

ARKANSAS-LITTLE ROCK (2-0)

1993-94.....	hW.....	85-66
2002-03.....	hW.....	73-49

Home: 2-0

ARKANSAS-PINE BLUFF (2-0)

1998-99.....	hW.....	86-42
2002-03.....	hW.....	78-54

Home: 2-0

ARKANSAS STATE (29-28)

1921-22.....	aL.....	18-31
1922-23.....	hW.....	32-15
1925-26.....	aL.....	31-33
1927-28.....	aL.....	30-34
1927-28.....	hW.....	34-30
1928-29.....	aL.....	23-34
1928-29.....	hW.....	50-22
1929-30.....	hW.....	22-15
1929-30.....	aL.....	21-26
1930-31.....	hW.....	39-12
1930-31.....	aW.....	45-21
1931-32.....	hL.....	17-24
1931-32.....	aL.....	38-40
1933-34.....	aL.....	27-32
1933-34.....	hL.....	30-32
1934-35.....	hW.....	32-31
1934-35.....	aL.....	23-51
1937-38.....	aL.....	25-41
1937-38.....	hL.....	20-39
1938-39.....	aL.....	32-38
1938-39.....	hW.....	53-45
1939-40.....	aL.....	44-45
1939-40.....	hL.....	41-46
1944-45.....	aW.....	44-25
1944-45.....	hW.....	41-30
1945-46.....	aL.....	43-56
1945-46.....	hL.....	37-46
1946-47.....	aL.....	37-52
1946-47.....	hW.....	62-50
1946-47.....	hL (ot).....	56-58
1947-48.....	hL.....	50-53
1947-48.....	aL.....	56-61
1948-49.....	aW.....	59-55
1948-49.....	hL.....	52-61
1949-50.....	hW.....	54-49
1949-50.....	aL.....	51-52
1953-54.....	aL.....	67-83
1953-54.....	hW.....	87-77
1954-55.....	hW.....	104-79
1954-55.....	aW.....	86-71
1955-56.....	aW.....	74-64
1955-56.....	hW.....	97-67
1956-57.....	hW.....	88-68
1956-57.....	aW.....	97-75
1979-80.....	hW.....	54-51
1980-81.....	hW.....	77-66
1984-85.....	hW.....	79-62
1985-86.....	hW.....	87-64
1986-87.....	hL.....	60-61
1987-88.....	aW.....	60-59
1987-88.....	hL.....	47-48
1990-91.....	hL.....	57-58
1998-99.....	hW.....	83-66
1999-00.....	aL.....	72-84
2000-01.....	hW.....	83-60
2004-05.....	hW.....	79-75
2006-07.....	hW.....	86-60

Home: 22-11 **Away:** 7-17

ARMY (1-0)

1977-78.....	nW.....	77-76
--------------	---------	-------

Home: 1-0

AUBURN (0-1)

1952-53.....	hL.....	64-78
--------------	---------	-------

Home: 0-1

AUSTIN PEAY (14-4)

1936-37.....	hW.....	43-31
--------------	---------	-------

1947-48.....	hW.....	56-48
1947-48.....	aL.....	41-48
1948-49.....	hW.....	71-65
1948-49.....	aL.....	62-63
1949-50.....	hW.....	68-63
1949-50.....	aW.....	71-62
1950-51.....	hW.....	75-53
1950-51.....	aW.....	62-55
1951-52.....	hW.....	74-52
1951-52.....	aL (2ot).....	60-62
1979-80.....	hW.....	85-73
1986-87.....	hW.....	82-67
2001-02.....	hW.....	109-68
2002-03.....	hL (ot).....	80-81
2003-04.....	hW.....	74-60
2004-05.....	hW.....	71-66
2006-07.....	hW.....	88-63

Home: 12-1 **Away:** 2-3

BALL STATE (5-0)

1981-82.....	hW.....	75-64
1982-83.....	hW.....	104-81
1985-86.....	nW.....	95-63
1989-90.....	nW (ot).....	76-73
1997-98.....	hW.....	90-67

Home: 3-0 **Neutral:** 2-0

BAYLOR (6-1)

1953-54.....	hW.....	71-64
1959-60.....	hW.....	71-56
1960-61.....	aW.....	84-58
1961-62.....	hW.....	59-47
1976-77.....	hW.....	80-73
1977-78.....	aL.....	87-106
1987-88.....	nW.....	75-60

Home: 4-0 **Away:** 1-1

BELMONT (1-0)

2003-04.....	hW.....	89-83
--------------	---------	-------

Home: 1-0

BIRMINGHAM SOUTHERN (3-0)

1947-48.....	hW.....	40-39
1947-48.....	aW.....	71-51
1958-59.....	hW.....	85-33

Home: 2-0 **Away:** 1-0

BOSTON COLLEGE (1-1)

1984-85.....	nW.....	59-57
1990-91.....	aL.....	78-82

Away: 0-1 **Neutral:** 1-0

BRADLEY (10-9)

1956-57.....	nL.....	83-84
1967-68.....	aL.....	52-80
1967-68.....	hL.....	69-92
1968-69.....	hL.....	67-68
1968-69.....	aL.....	62-88
1969-70.....	aL.....	59-74
1969-70.....	hL.....	75-91
1970-71.....	hW.....	102-87
1970-71.....	aW.....	74-70
1971-72.....	aL.....	79-95
1971-72.....	hW.....	70-59
1972-73.....	aW.....	76-74
1972-73.....	hW.....	79-64
1973-74.....	hW (ot).....	88-76
1973-74.....	aL.....	81-94
1986-87.....	aW.....	82-74
1987-88.....	hW (ot).....	113-108
1988-89.....	hW.....	84-77
2005-06.....	nW.....	80-64

Home: 6-3 **Away:** 3-5

Neutral: 1-1

BROWN (3-0)

1968-69.....	hW.....	70-52
1974-75.....	hW.....	85-83
1981-82.....	hW.....	106-96

Home: 3-0

BUCKNELL (1-0)

2005-06.....	nW.....	72-56
--------------	---------	-------

Neutral: 1-0

BYU (3-1)

1960-61.....	aW.....	75-72
1962-63.....	hW.....	99-76
1992-93.....	nL (ot).....	67-73
2001-02.....	hW.....	80-69

Home: 2-0 **Away:** 1-0

Neutral: 0-1

CAL POLY (1-0)

1975-76.....	hW.....	97-66
--------------	---------	-------

Home: 1-0

CANISIUS (0-2)

1962-63.....	nL.....	67-76
1965-66.....	nL.....	89-92

Neutral: 0-2

CENTENARY (7-5)

1952-53.....	aL.....	78-86
1952-53.....	hW.....	72-62
1953-54.....	aL.....	70-80
1953-54.....	aW.....	65-57
1954-55.....	hW.....	95-82
1954-55.....	aL.....	68-70
1955-56.....	hW.....	101-82
1955-56.....	aL (ot).....	80-84
1956-57.....	aL.....	78-90
1958-59.....	hW.....	82-62
1962-63.....	hW.....	90-85
1962-63.....	aW.....	90-79

Home: 5-0 **Away:** 2-5

CHARLOTTE (7-6)

1985-86.....	nW.....	106-82
1995-96.....	hW.....	57-55
1995-96.....	aW.....	68-55
1996-97.....	aL.....	71-65
1996-97.....	hL.....	76-70
1997-98.....	hW.....	73-70
1998-99.....	aL.....	77-82
1999-00.....	hW.....	78-67
2000-01.....	aL.....	76-83
2001-02.....	aL.....	63-75
2003-04.....	hW.....	91-69
2004-05.....	aL.....	77-80
2004-05.....	hW.....	83-69

Home: 5-1 **Away:** 1-5

Neutral: 1-0

CHATTANOOGA (8-2)

1946-47.....	hW.....	40-30
1947-48.....	aL.....	63-64
1948-49.....	aL.....	71-74
1948-49.....	hW.....	52-42
1949-50.....	hW.....	61-49
1950-51.....	aW.....	58-54
1952-53.....	hW.....	118-71
1958-59.....	hW.....	105-56
1994-95.....	hW.....	82-76
1995-96.....	aW.....	63-55

Home: 6-0 **Away:** 2-2

Outlook

Staff

Players

Opponents

C • U S A

Review

History

Media

CINCINNATI (29-36)	
1967-68.....	hL..... 68-75
1967-68.....	aL..... 63-72
1968-69.....	aL..... 53-62
1968-69.....	hL..... 47-69
1969-70.....	hL..... 69-78
1969-70.....	aL..... 63-77
1975-76.....	hW..... 85-79
1975-76.....	nL..... 95-103
1976-77.....	aL..... 82-88
1976-77.....	htL..... 67-68
1977-78.....	hW..... 67-63
1977-78.....	aW..... 83-76
1978-79.....	hL..... 61-63
1978-79.....	aL..... 79-87
1979-80.....	aL..... 64-74
1979-80.....	hW..... 61-59
1980-81.....	aW (4ot)..... 99-85
1980-81.....	hL..... 62-65
1981-82.....	hW..... 107-75
1981-82.....	aW..... 70-63
1982-83.....	aW..... 80-63
1982-83.....	hW..... 84-77
1983-84.....	aW..... 85-62
1983-84.....	hW..... 56-44
1984-85.....	hW..... 81-61
1984-85.....	aW..... 68-55
1985-86.....	aW..... 89-71
1985-86.....	hW..... 74-55
1986-87.....	hW..... 83-63
1986-87.....	aL..... 73-76
1986-87.....	nW..... 87-58
1987-88.....	hW (ot)..... 75-70
1987-88.....	aL..... 90-106
1988-89.....	aL..... 79-89
1988-89.....	hW..... 81-71
1989-90.....	hW..... 82-64
1989-90.....	aL..... 76-82
1990-91.....	aL..... 59-73
1990-91.....	hW..... 70-63
1991-92.....	aL..... 66-75
1991-92.....	hL..... 59-69
1991-92.....	nL..... 63-75
1991-92.....	nL..... 57-88
1992-93.....	hW..... 68-66
1992-93.....	aL..... 55-78
1992-93.....	hL..... 72-77
1993-94.....	hW..... 62-55
1993-94.....	aL..... 64-69
1993-94.....	aL..... 47-68
1994-95.....	hW (ot)..... 74-69
1994-95.....	aW..... 83-73
1994-95.....	nL..... 64-77
1995-96.....	aL..... 66-71
1996-97.....	hW..... 75-63
1997-98.....	aL..... 54-61
1998-99.....	hL..... 64-89
1999-00.....	aL..... 55-75
2000-01.....	hL..... 65-66
2000-01.....	nL..... 79-89
2001-02.....	aL (ot)..... 75-80
2002-03.....	hW..... 67-48
2003-04.....	aL..... 79-83
2004-05.....	hL..... 60-62
2005-06.....	aW..... 91-81
2006-07.....	hW..... 88-55
Home: 19-11..... Away: 9-20	
Neutral: 1-5	
COLUMBIA (1-0)	
1970-71.....	nW..... 93-62
Neutral: 1-0	

CORNELL (1-0)	
1972-73.....	hW..... 96-64
Home: 1-0	
CREIGHTON (3-3)	
1961-62.....	nL..... 83-87
1962-63.....	hL..... 70-95
1963-64.....	aW..... 87-86
1964-65.....	hW..... 72-66
1965-66.....	aL..... 82-115
1966-67.....	hW..... 74-66
Home: 2-1..... Away: 1-1	
Neutral: 0-1	
DARTMOUTH (1-1)	
1969-70.....	hL..... 74-77
1988-89.....	hW..... 79-75
Home: 1-1	
DAVIDSON (0-1)	
1967-68.....	nL..... 44-51
Neutral: 0-1	
DAYTON (7-12)	
1953-54.....	hL..... 59-66
1954-55.....	aL..... 69-88
1955-56.....	aL..... 71-85
1959-60.....	aL..... 52-58
1960-61.....	hL..... 77-96
1961-62.....	aL..... 67-78
1962-63.....	hW..... 61-59
1963-64.....	aL..... 73-83
1964-65.....	hW..... 77-71
1965-66.....	aL..... 77-90
1966-67.....	hL..... 56-81
1976-77.....	hW..... 81-67
1977-78.....	aL..... 83-85
1978-79.....	hL..... 73-75
1979-80.....	aL..... 64-82
1993-94.....	aW..... 94-78
1993-94.....	hW..... 84-71
1994-95.....	aW..... 68-61
1994-95.....	hW..... 87-60
Home: 5-4..... Away: 2-8	
DePAUL (14-12)	
1956-57.....	hW..... 85-81
1963-64.....	hW..... 98-67
1964-65.....	aL..... 70-99
1975-76.....	nL..... 91-100
1988-89.....	nL..... 63-66
1991-92.....	hL (ot)..... 89-92
1991-92.....	aL..... 80-88
1991-92.....	nW..... 95-75
1992-93.....	aW (2ot)..... 95-93
1992-93.....	hW..... 79-57
1993-94.....	hL..... 61-69
1993-94.....	aL..... 53-65
1994-95.....	aW..... 77-69
1994-95.....	hW..... 76-64
1995-96.....	hW..... 74-55
1995-96.....	aW (ot)..... 83-82
1995-96.....	hW..... 92-69
1996-97.....	aW..... 51-49
1997-98.....	hL (2ot)..... 98-100
1998-99.....	aL..... 75-81
1999-00.....	hL..... 65-71
1999-00.....	hL..... 76-80
2000-01.....	aW..... 72-68
2001-02.....	hW..... 88-61
2003-04.....	aL..... 73-82
2004-05.....	hW..... 68-55
Home: 8-5..... Away: 5-5	
Neutral: 1-2	

DETROIT (3-1)	
1983-84.....	hW..... 90-65
1984-85.....	aL..... 66-71
1996-97.....	hW..... 64-55
2000-01.....	nW..... 86-71
Home: 2-0..... Away: 0-1	
Neutral: 1-0	
DRAKE (6-11)	
1965-66.....	nL..... 65-80
1967-68.....	hL (ot)..... 75-76
1967-68.....	aL..... 61-89
1968-69.....	hL..... 71-73
1968-69.....	aL..... 72-85
1969-70.....	aL..... 62-72
1969-70.....	hL..... 76-82
1970-71.....	aL..... 70-83
1970-71.....	hW..... 73-72
1971-72.....	aW..... 81-70
1971-72.....	hW..... 70-69
1972-73.....	aW (2ot)..... 97-92
1972-73.....	hW..... 73-68
1973-74.....	hL..... 80-91
1973-74.....	aL..... 86-95
1976-77.....	hW..... 79-74
1978-79.....	aL..... 91-109
Home: 4-4..... Away: 2-6	
Neutral: 0-1	
DREXEL (0-1)	
1995-96.....	nL..... 63-75
Neutral: 0-1	
DUKE (0-1)	
2005-06.....	nL..... 67-70
Neutral: 0-1	
DUQUESNE (0-2)	
1964-65.....	hL..... 87-93
1965-66.....	aL..... 79-92
Home: 0-1..... Away: 0-1	
EAST CAROLINA (5-0)	
2002-03.....	hW..... 73-49
2003-04.....	aW..... 79-73
2004-05.....	hW..... 72-66
2005-06.....	aW..... 77-67
2006-07.....	aW..... 61-44
Home: 2-0..... Away: 3-0	
EAST TENNESSEE STATE (4-3)	
1952-53.....	hL..... 71-75
1953-54.....	aW..... 71-68
1981-82.....	aL..... 62-67
1981-82.....	hW..... 91-74
1982-83.....	hW..... 80-62
1990-91.....	hL (ot)..... 102-105
2004-05.....	hW..... 87-56
Home: 3-2..... Away: 1-1	
EASTERN KENTUCKY (3-0)	
1982-83.....	hW..... 80-65
1983-84.....	hW..... 82-50
2001-02.....	hW..... 111-74
Home: 3-0	
EASTERN MICHIGAN (1-0)	
1978-79.....	hW..... 86-58
Home: 1-0	
EASTERN WASHINGTON (1-0)	
1951-52.....	aW..... 67-53
Away: 0-1	

FLORIDA (0-1)	
1976-77.....	nL..... 83-84
Neutral: 0-1	
FLORIDA A&M (2-0)	
1994-95.....	hW..... 119-54
1995-96.....	hW..... 80-50
Home: 2-0	
FLORIDA INTERNATIONAL (1-0)	
1993-94.....	hW..... 86-69
Home: 1-0	
FLORIDA STATE (31-22)	
1952-53.....	hW..... 87-73
1957-58.....	hW..... 59-56
1957-58.....	aW..... 68-51
1958-59.....	aW..... 75-72
1958-59.....	hW..... 93-69
1959-60.....	hW..... 86-71
1959-60.....	aW..... 83-67
1963-64.....	aL..... 90-91
1963-64.....	hW..... 83-71
1964-65.....	aL..... 61-74
1964-65.....	hL..... 70-81
1965-66.....	aL..... 63-67
1965-66.....	hW..... 81-66
1966-67.....	hW..... 46-42
1966-67.....	aL..... 51-55
1973-74.....	aL..... 80-88
1974-75.....	hW..... 70-69
1975-76.....	aL..... 79-100
1976-77.....	hW..... 81-75
1977-78.....	hL..... 89-95
1977-78.....	aL..... 82-89
1978-79.....	hL (ot)..... 86-93
1978-79.....	aL..... 87-90
1978-79.....	hL..... 34-35
1979-80.....	hL..... 69-74
1979-80.....	aL..... 54-55
1980-81.....	aL..... 66-84
1980-81.....	hL..... 78-80
1981-82.....	hW..... 90-63
1981-82.....	aW..... 62-60
1982-83.....	aL..... 72-74
1982-83.....	hW..... 94-67
1982-83.....	nW..... 84-74
1983-84.....	aW..... 73-69
1983-84.....	hW..... 75-67
1983-84.....	hW..... 65-63
1984-85.....	aW..... 74-69
1984-85.....	hW..... 70-68
1984-85.....	nW (ot)..... 90-86
1985-86.....	hW..... 99-73
1985-86.....	aL..... 80-82
1985-86.....	nW..... 73-71
1986-87.....	hW..... 76-68
1986-87.....	aL..... 89-98
1987-88.....	aL..... 85-92
1987-88.....	hW..... 81-76
1987-88.....	hW..... 81-74
1988-89.....	aW..... 99-82
1988-89.....	hW..... 89-78
1989-90.....	aL..... 72-78
1989-90.....	hW..... 81-69
1990-91.....	hW..... 67-66
1990-91.....	aL..... 64-76
Home: 21-6..... Away: 7-16	
Neutral: 3-0	

H
i
s
t
o
r
y

FORDHAM (2-1)
 1962-63..... nW..... 70-49
 1964-65..... hL..... 71-73
 2003-04..... hW..... 94-64
Home: 1-1..... Neutral: 1-0

FRESNO STATE (2-1)
 1985-86..... nW..... 80-46
 1985-86..... nW..... 57-46
 1997-98..... aL..... 80-83
Away: 0-1..... Neutral: 2-0

FURMAN (2-0)
 1968-69..... aW..... 79-69
 2002-03..... hW..... 72-55
Home: 1-0..... Away: 1-0

GEORGE MASON (1-0)
 2004-05..... hW..... 75-58
Home: 1-0

GEORGETOWN (1-6)
 1982-83..... nW..... 66-57
 1993-94..... hL..... 78-94
 1994-95..... nL (ot)..... 80-83
 1995-96..... aL..... 60-81
 1996-97..... hL..... 65-74
 1997-98..... aL..... 69-73
 1999-00..... nL..... 55-71
Home: 0-2..... Away: 0-2
Neutral: 1-2

GEORGE WASHINGTON (0-1)
 1994-95..... nL..... 61-69
Neutral: 0-1

GEORGIA (1-1)
 1986-87..... nW..... 82-71
 1996-97..... nL..... 68-70
Neutral: 1-1

GEORGIA STATE (7-0)
 1974-75..... hW..... 102-76
 1977-78..... hW..... 111-87
 1986-87..... nW..... 79-70
 1992-93..... hW..... 97-76
 1993-94..... hW..... 66-55
 1994-95..... hW..... 124-52
 1995-96..... hW..... 89-69
Home: 7-0

GEORGIA TECH (3-4)
 1976-77..... aL..... 82-89
 1977-78..... aW..... 65-62
 1977-78..... hW..... 61-59
 1978-79..... hL (2ot)..... 84-89
 1978-79..... aL..... 63-79
 1991-92..... nW (ot)..... 83-79
 2006-07..... nL..... 85-92
Home: 1-1..... Away: 1-2
Neutral: 1-1

GONZAGA (2-1)
 1998-99..... hL..... 73-88
 2005-06..... hW..... 83-72
 2006-07..... aW (ot)..... 78-77
Home: 1-1..... Away: 1-0

GRAMBLING (2-0)
 1988-89..... hW..... 84-63
 1999-00..... hW..... 98-59
Home: 2-0

HAWAII (2-3)
 1951-52..... aL (2ot)..... 61-68
 1962-63..... hW..... 96-60
 1973-74..... aW..... 73-69
 1973-74..... aL..... 85-117
 1996-97..... aL..... 60-67
Home: 1-0..... Away: 1-3

HOLY CROSS (0-1)
 1960-61..... nL..... 69-81
Neutral: 0-1

HOUSTON (18-10)
 1956-57..... aW..... 82-78
 1956-57..... hW..... 96-86
 1982-83..... nL..... 63-70
 1983-84..... nL..... 71-78
 1994-95..... hW..... 96-77
 1995-96..... aL..... 67-69
 1996-97..... aL (ot)..... 67-72
 1996-97..... hW..... 85-72
 1997-98..... aW..... 76-63
 1997-98..... hW..... 89-76
 1998-99..... aL..... 81-83
 1998-99..... hL..... 78-79
 1999-00..... hL..... 89-98
 1999-00..... aW..... 84-81
 2000-01..... aW..... 86-78
 2000-01..... hW..... 72-68
 2001-02..... aW..... 84-66
 2001-02..... hL..... 73-76
 2001-02..... nL..... 74-80
 2002-03..... hW..... 77-66
 2002-03..... aW..... 71-56
 2003-04..... hW..... 64-48
 2004-05..... aL..... 53-66
 2005-06..... hW..... 69-62
 2005-06..... hW..... 68-54
 2006-07..... aW..... 79-69
 2006-07..... hW..... 77-64
 2006-07..... hW..... 71-59
Home: 11-3..... Away: 7-4
Neutral: 0-3

HOWARD (1-0)
 2000-01..... hW..... 112-42
Home: 1-0

IDAHO (1-1)
 1951-52..... aL..... 48-51
 1997-98..... hW..... 72-58
Home: 1-0..... Away: 0-1

ILLINOIS (1-4)
 1989-90..... aL..... 7-73
 1990-91..... hL..... 75-84
 1994-95..... aL..... 76-86
 2002-03..... hW..... 77-74
 2003-04..... aL..... 64-74
Home: 1-1..... Away: 0-3

ILLINOIS STATE (1-0)
 1988-89..... nW..... 68-45
Neutral: 1-0

INDIANA (0-1)
 1964-65..... hL..... 68-91
Home: 0-1

INDIANA STATE (2-0)
 1970-71..... hW..... 81-77
 1981-82..... hW..... 101-89
Home: 2-0

IONA (2-0)
 1982-83..... aW..... 94-88
 1984-85..... hW..... 76-62
Home: 1-0..... Away: 1-0

IOWA (0-2)
 1983-84..... nL..... 66-73
 2001-02..... nL..... 71-75
Neutral: 0-2

JACKSON STATE (12-1)
 1987-88..... hW..... 78-56
 1989-90..... hW..... 96-73
 1991-92..... hW..... 87-73
 1992-93..... hW..... 81-78
 1993-94..... hL..... 74-79
 1994-95..... hW..... 94-59
 1995-96..... hW..... 90-67
 1996-97..... hW..... 65-58
 1997-98..... hW..... 73-65
 1998-99..... hW..... 73-65
 1999-00..... hW..... 79-74
 2005-06..... hW..... 97-70
 2006-07..... hW..... 111-69
Home: 12-1

JACKSONVILLE (Fla.) (4-1)
 1965-66..... hW..... 84-61
 1966-67..... aW (ot)..... 63-58
 1966-67..... hW..... 62-39
 1977-78..... hW..... 79-77
 1978-79..... aL..... 87-91
Home: 3-0..... Away: 1-1

JACKSONVILLE (Ala.) STATE (1-1)
 1936-37..... hW..... 39-25
 1938-39..... hL..... 43-47
Home: 1-0..... Away: 0-1

KANSAS (2-3)
 1980-81..... hL..... 49-59
 1982-83..... aW..... 64-58
 1984-85..... aL..... 71-75
 1985-86..... hW (ot)..... 83-80
 1987-88..... nL..... 62-64
Home: 1-1..... Away: 1-1
Neutral: 0-1

KANSAS STATE (2-1)
 1972-73..... nW..... 92-72
 1999-00..... aL..... 61-62
 2000-01..... hW..... 81-58
Home: 1-0..... Away: 0-1
Neutral: 1-0

KENT STATE (3-0)
 1982-83..... hW..... 72-59
 1984-85..... aW..... 74-57
 1985-86..... hW..... 83-69
Home: 2-0..... Away: 1-0

KENTUCKY (1-0)
 2006-07..... nW..... 80-63
Neutral: 1-0

LA SALLE (1-1)
 1974-75..... hL..... 84-93
 1975-76..... aW..... 81-77
Home: 0-1..... Away: 1-0

LAMAR (3-1)
 1959-60..... hW..... 67-45
 1968-69..... hL..... 68-82
 2005-06..... hW..... 108-83

2006-07..... hW..... 87-62
Home: 3-1

LIPSCOMB (4-1)
 1932-33..... hW..... 53-23
 1933-34..... aW..... 34-24
 1933-34..... hW..... 26-22
 1934-35..... hW..... 33-26
 1934-35..... aL..... NA
Home: 3-0..... Away: 1-1

LONG BEACH STATE (1-1)
 1993-94..... aL..... 58-80
 1994-95..... hW..... 82-73
Home: 1-0..... Away: 0-1

LOUISIANA-LAFAYETTE (8-1)
 1964-65..... hW..... 78-71
 1979-80..... hW..... 70-64
 1980-81..... aW..... 80-76
 1981-82..... hW..... 82-70
 1991-92..... hW..... 105-97
 1991-92..... aW..... 77-76
 1992-93..... hW..... 91-85
 1993-94..... aL..... 79-82
 1994-95..... hW..... 70-66
Home: 6-0..... Away: 2-1

LOUISIANA-MONROE (10-0)
 1959-60..... hW..... 88-40
 1960-61..... hW..... 85-58
 1977-78..... hW..... 78-71
 1989-90..... hW..... 68-47
 1994-95..... hW..... 100-79
 1995-96..... hW..... 96-76
 1996-97..... hW..... 83-61
 1997-98..... hW (ot)..... 75-74
 1998-99..... hW..... 90-80
 1999-00..... hW..... 76-61
Home: 10-0

LOUISIANA TECH (2-2)
 1952-53..... hW..... 70-63
 1952-53..... aL..... 83-93
 2004-05..... hL..... 55-64
 2005-06..... hW..... 76-58
Home: 2-1..... Away: 0-1

LOUISVILLE (34-51)
 1948-49..... hL..... 53-72
 1949-50..... aL..... 58-79
 1950-51..... hL..... 48-51
 1950-51..... aL..... 58-67
 1955-56..... aL..... 75-85
 1956-57..... aL..... 71-93
 1956-57..... hW..... 81-78
 1962-63..... hW..... 76-55
 1963-64..... aL..... 57-69
 1967-68..... hL..... 58-78
 1967-68..... aL..... 52-76
 1968-69..... aL..... 66-67
 1968-69..... hL..... 51-60
 1969-70..... aL..... 48-77
 1969-70..... hL..... 82-83
 1970-71..... hW..... 78-75
 1970-71..... aL..... 73-102
 1971-72..... aW..... 77-69
 1971-72..... hW..... 80-65
 1971-72..... nL..... 72-83
 1972-73..... hW..... 81-76
 1972-73..... aL..... 69-83
 1973-74..... aL..... 81-94
 1973-74..... hW..... 78-71
 1974-75..... aL..... 79-84

1975-76.....	hL.....	74-79
1975-76.....	aW.....	87-76
1976-77.....	aL.....	92-111
1976-77.....	hW.....	87-77
1977-78.....	hL.....	75-78
1977-78.....	aL.....	97-115
1977-78.....	nL.....	62-67
1978-79.....	aL.....	82-103
1978-79.....	hW.....	60-53
1979-80.....	hL.....	48-69
1979-80.....	aL.....	60-88
1979-80.....	aL.....	65-84
1980-81.....	hW (ot).....	60-55
1980-81.....	aL.....	65-95
1981-82.....	hW (ot).....	74-65
1981-82.....	aL.....	61-65
1981-82.....	hW.....	73-62
1982-83.....	hL.....	66-75
1982-83.....	aL (ot).....	62-64
1982-83.....	nL.....	68-71
1983-84.....	hL.....	78-85
1983-84.....	aL.....	58-68
1984-85.....	aW.....	69-66
1984-85.....	hW.....	66-59
1984-85.....	aW.....	81-74
1985-86.....	hW.....	73-71
1985-86.....	aL.....	69-70
1985-86.....	aL.....	79-88
1986-87.....	aW.....	64-48
1986-87.....	hW.....	58-57
1986-87.....	aW.....	75-52
1987-88.....	hW.....	72-68
1987-88.....	aL.....	69-71
1987-88.....	hL.....	73-81
1988-89.....	hL.....	85-101
1988-89.....	aW.....	72-67
1988-89.....	nL.....	70-71
1989-90.....	aL.....	69-86
1989-90.....	hW.....	82-68
1989-90.....	nL.....	73-76
1990-91.....	aW.....	65-56
1990-91.....	hW.....	91-73
1990-91.....	nL.....	70-72
1994-95.....	nW.....	77-56
1995-96.....	aL.....	56-74
1995-96.....	hW.....	57-54
1996-97.....	aW.....	64-58
1996-97.....	hW.....	79-59
1997-98.....	hW.....	93-75
1998-99.....	aL.....	76-89
1999-00.....	hL.....	59-74
2000-01.....	aL.....	56-65
2001-02.....	hW.....	80-70
2002-03.....	aW.....	80-73
2002-03.....	aL.....	78-75
2003-04.....	hW.....	62-58
2003-04.....	aL.....	60-66
2004-05.....	aW.....	85-68
2004-05.....	hL.....	44-53
2004-05.....	hL.....	74-75
Home: 22-15.....	Away: 11-29	
Neutral: 1-7		
LOYOLA-CHICAGO (1-3)		
1957-58.....	aL (2ot).....	76-79
1961-62.....	aL.....	76-100
1962-63.....	nL.....	82-94
1963-64.....	hW.....	83-65
Home: 1-0.....	Away: 0-2	
Neutral: 0-1		
LSU (2-2)		
1971-72.....	hW.....	82-63
1972-73.....	aL.....	81-94

1985-86.....	aL.....	81-83
1992-93.....	nW.....	70-66
Home: 1-0.....	Away: 0-2	
Neutral: 1-0		
MANHATTAN (2-1)		
1956-57.....	aW.....	85-73
1957-58.....	aL.....	69-88
2006-07.....	hW.....	77-59
Home: 1-0.....	Away: 1-1	
Neutral: 1-0		
MARIST (1-0)		
1987-88.....	nW.....	75-57
Neutral: 1-0		
MARQUETTE (14-12)		
1956-57.....	nW.....	77-76
1963-64.....	hW.....	88-74
1964-65.....	aW.....	82-70
1971-72.....	hL.....	73-74
1972-73.....	aL.....	69-72
1980-81.....	aL.....	67-86
1981-82.....	hW.....	77-70
1991-92.....	hW.....	59-55
1991-92.....	aL.....	67-82
1992-93.....	aL.....	66-78
1992-93.....	hW.....	68-63
1993-94.....	aL.....	67-79
1993-94.....	hL.....	46-51
1994-95.....	hW (2ot).....	77-71
1994-95.....	aL.....	61-80
1995-96.....	aL.....	55-59
1995-96.....	hL.....	60-72
1996-97.....	hW.....	54-47
1996-97.....	nL.....	45-63
1997-98.....	aW.....	77-65
1998-99.....	hW.....	81-79
1999-00.....	aW.....	53-49
2000-01.....	hL.....	65-71
2000-01.....	nL.....	71-64
2003-04.....	aW.....	89-71
2004-05.....	hW.....	78-68
Home: 8-4.....	Away: 4-7	
Neutral: 2-1		
MARSHALL (4-1)		
1952-53.....	aL.....	76-102
1953-54.....	hW.....	104-85
2005-06.....	aW.....	91-81
2006-07.....	hW.....	78-59
2006-07.....	hW.....	92-71
Home: 3-0.....	Away: 1-1	
Neutral: 1-1		
MARYLAND (2-1)		
1957-58.....	nW.....	47-46
1966-67.....	hW.....	55-53
2004-05.....	nL.....	61-84
Home: 1-0.....	Neutral: 1-1	
Away: 0-1		
MASSACHUSETTS (0-1)		
1995-96.....	aL.....	61-64
Away: 0-1		
McNEESE STATE (2-0)		
1962-63.....	hW.....	80-52
1963-64.....	hW.....	57-44
Home: 2-0		
Neutral: 0-0		
MERCER (2-0)		
1974-75.....	hW.....	93-75
1990-91.....	hW.....	99-48
Home: 2-0		

MIAMI, FLA. (6-5)		
1955-56.....	nW.....	79-71
1963-64.....	hL.....	69-78
1965-66.....	hW.....	86-72
1966-67.....	aL.....	63-88
1967-68.....	hW.....	67-44
1990-91.....	hW.....	80-72
1990-91.....	aW (ot).....	83-82
1997-98.....	hL.....	57-65
1998-99.....	aL.....	64-80
1999-00.....	hW.....	82-72
2000-01.....	aL.....	57-66
Home: 4-2.....	Away: 1-3	
Neutral: 1-0		
MIAMI, OHIO (1-0)		
2000-01.....	nL.....	60-59
Neutral: 1-0		
MICHIGAN (2-1)		
1986-87.....	nW.....	82-76
1988-89.....	nL.....	75-79
1996-97.....	nW.....	73-72
Neutral: 2-1		
MICHIGAN STATE (1-0)		
1967-68.....	nW.....	73-57
Neutral: 1-0		
MIDDLE TENNESSEE (26-14)		
1929-30.....	hW.....	41-21
1933-34.....	aL.....	33-45
1933-34.....	hL.....	18-36
1934-35.....	aL.....	31-33
1934-35.....	hW.....	33-23
1935-36.....	aL.....	35-42
1935-36.....	hL.....	34-40
1936-37.....	aL.....	24-33
1936-37.....	aW.....	52-33
1937-38.....	aL.....	29-30
1937-38.....	hL.....	43-44
1938-39.....	aL.....	31-41
1938-39.....	hL.....	31-39
1939-40.....	aL.....	35-52
1939-40.....	hW.....	41-31
1940-41.....	aW.....	37-28
1940-41.....	hW.....	52-36
1941-42.....	hW.....	70-29
1941-42.....	aL.....	25-36
1946-47.....	hW.....	46-38
1946-47.....	aW.....	47-37
1947-48.....	hW.....	53-45
1947-48.....	hW.....	52-46
1948-49.....	aL.....	56-68
1949-50.....	hW.....	64-50
1951-52.....	aW.....	61-46
1951-52.....	hW.....	92-57
1951-52.....	nW.....	52-39
1952-53.....	aL.....	62-77
1953-54.....	aW.....	75-68
1953-54.....	hW.....	82-65
1954-55.....	hW.....	95-80
1954-55.....	aW.....	91-86
1960-61.....	hW.....	81-61
1983-84.....	hW.....	74-47
1984-85.....	hW.....	90-77
1985-86.....	hW.....	73-63
1990-91.....	hW.....	75-60
2005-06.....	hW.....	83-50
2006-07.....	hW.....	86-46
Home: 19-4.....	Away: 6-10	
Neutral: 1-0		

MINNESOTA (2-2)		
1961-62.....	aL.....	81-89
1962-63.....	hW.....	78-70
1991-92.....	hW.....	65-62
1992-93.....	aL.....	55-70
Home: 2-0.....	Away: 0-2	
MISSISSIPPI (26-11)		
1922-23.....	aW.....	16-14
1922-23.....	aL.....	16-25
1923-24.....	aL.....	18-43
1923-24.....	aL.....	13-20
1924-25.....	aL.....	19-51
1924-25.....	aL.....	14-44
1939-40.....	hL.....	29-40
1951-52.....	hW.....	47-42
1952-53.....	hW.....	72-65
1953-54.....	hW.....	82-75
1957-58.....	hW.....	85-62
1958-59.....	hW.....	65-63
1959-60.....	hW.....	96-57
1960-61.....	hW.....	88-61
1962-63.....	hW.....	70-62
1963-64.....	aW.....	79-57
1963-64.....	hW.....	98-78
1971-72.....	nW.....	74-71
1976-77.....	hW.....	88-83
1977-78.....	hW.....	70-67
1978-79.....	nL.....	89-92
1979-80.....	hW.....	80-75
1980-81.....	aW.....	69-64
1981-82.....	hW (ot).....	61-55
1982-83.....	aW.....	63-58
1983-84.....	hW.....	73-55
1984-85.....	aW (ot).....	57-52
1985-86.....	hW.....	73-56
1988-99.....	hW (ot).....	78-72
1999-00.....	aL.....	64-74
2000-01.....	hL.....	56-64
2001-02.....	aL.....	67-71
2002-03.....	hW.....	58-51
2003-04.....	aW.....	73-62
2004-05.....	hL.....	53-65
2005-06.....	aW.....	72-49
2006-07.....	hW.....	82-70
Home: 18-3.....	Away: 7-7	
Neutral: 1-1		
MISSISSIPPI STATE (12-11)		
1946-47.....	hL.....	38-51
1951-52.....	hL.....	58-60
1954-55.....	hW.....	94-68
1955-56.....	hW.....	105-73
1956-57.....	aW.....	89-78
1956-57.....	hW.....	86-83
1957-58.....	hL.....	54-56
1958-59.....	nL.....	55-73
1958-59.....	hL.....	52-53
1959-60.....	nW.....	79-62
1961-62.....	hL.....	71-83
1962-63.....	nL.....	66-77
1962-63.....	hW.....	71-65
1963-64.....	nW.....	73-65
1963-64.....	hW.....	81-66
1966-67.....	hW.....	61-53
1967-68.....	aL.....	66-71
1969-70.....	hW.....	83-74
1978-79.....	hL.....	64-93
1981-82.....	aL (ot).....	47-48
1983-84.....	hL.....	49-50
1983-84.....	nW.....	43-42
1984-85.....	aW.....	68-59
Home: 7-7.....	Away: 2-2	
Neutral: 3-2		

H
i
s
t
o
r
y

MISSOURI (7-4)

1965-66.....	hW.....	85-72
1985-86.....	hW.....	79-68
1986-87.....	aW.....	61-59
1987-88.....	hW.....	76-68
1988-89.....	aL.....	74-86
1989-90.....	hL.....	65-71
1990-91.....	aL.....	82-96
1991-92.....	hW.....	89-78
1992-93.....	aW.....	64-56
2002-03.....	aL.....	78-93
2004-05.....	hW.....	61-59
Home: 4-1.....	Away: 2-3	

MISSOURI-KANSAS CITY (1-0)

1978-79.....	hW.....	88-82
Home: 1-0		

MONTANA STATE (1-0)

1960-61.....	aW.....	77-50
Away: 1-0		

MOREHEAD STATE (0-2)

1953-54.....	aL.....	59-69
1954-55.....	hL.....	90-111
Home: 0-1.....	Away: 0-1	

MURRAY STATE (34-26)

1928-29.....	hW.....	29-21
1928-29.....	aW.....	38-30
1928-29.....	aW.....	33-31
1929-30.....	aL.....	26-42
1929-30.....	hW.....	38-37
1929-30.....	hL.....	31-34
1934-35.....	aL.....	18-63
1934-35.....	hL.....	32-47
1935-36.....	hL.....	14-51
1935-36.....	aL.....	26-45
1936-37.....	hL.....	30-33
1936-37.....	aL.....	32-35
1937-38.....	aL.....	16-42
1937-38.....	hL.....	35-68
1938-39.....	aL.....	33-66
1938-39.....	hL.....	35-40
1939-40.....	hW.....	35-32
1939-40.....	aL.....	34-66
1940-41.....	hL.....	45-52
1940-41.....	aL.....	31-55
1941-42.....	aL.....	31-46
1941-42.....	hL.....	37-70
1947-48.....	aL.....	43-61
1947-48.....	hW.....	46-37
1948-49.....	aL.....	52-56
1948-49.....	hW.....	62-60
1949-50.....	aL.....	57-64
1950-51.....	hL.....	51-71
1950-51.....	aL.....	51-55
1951-52.....	hW.....	51-47
1951-52.....	aL.....	70-72
1953-54.....	aL.....	73-82
1953-54.....	hW.....	47-45
1954-55.....	aW.....	70-68
1954-55.....	hW.....	67-56
1955-56.....	hW.....	106-72
1955-56.....	aW.....	100-94
1956-57.....	hW.....	105-92
1956-57.....	aW.....	93-72
1957-58.....	aW.....	75-66
1957-58.....	hW.....	56-50
1959-60.....	aW.....	70-57
1960-61.....	hW.....	70-60
1961-62.....	nW.....	79-67
1961-62.....	hW.....	90-72
1962-63.....	aW.....	60-58

1973-74.....	hW (ot).....	67-65
1974-75.....	hW.....	102-77
1975-76.....	hW.....	109-83
1978-79.....	hW.....	79-54
1979-80.....	hW.....	72-71
1980-81.....	hL.....	52-57
1985-86.....	hW.....	82-59
1986-87.....	hW.....	78-47
1987-88.....	hW (ot).....	76-70
1988-89.....	aW.....	73-62
1990-91.....	hW.....	85-78
1991-92.....	hW.....	78-54
1993-94.....	aL.....	77-82
2002-03.....	hW.....	67-60
Home: 24-10.....	Away: 9-16	
Neutral: 1-0		

NAVY (1-0)

1972-73.....	hW.....	80-51
Home: 1-0		

NEBRASKA (1-0)

1954-55.....	hW.....	86-79
Home: 1-0		

NEVADA (1-0)

2006-07.....	nW.....	78-62
Neutral: 1-0		

NEW MEXICO (2-0)

1956-57.....	hW.....	94-76
2000-01.....	hW.....	81-63
Home: 2-0		

NEW MEXICO STATE (5-1)

1961-62.....	hW.....	85-70
1962-63.....	hW.....	101-77
1972-73.....	hW.....	75-61
1972-73.....	aW.....	54-53
1973-74.....	hW.....	73-66
1994-95.....	nL.....	78-81
Home: 4-0.....	Away: 1-0	
Neutral: 0-1		

NEW ORLEANS (8-0)

1973-74.....	aW.....	86-81
1976-77.....	hW (ot).....	88-86
1985-86.....	aW.....	68-64
1985-86.....	hW.....	63-52
1986-87.....	hW.....	74-73
1988-89.....	hW.....	92-61
1988-89.....	aW.....	73-72
1989-90.....	hW.....	59-55
Home: 5-0.....	Away: 3-0	

NICHOLLS STATE (1-0)

1994-95.....	hW.....	92-71
Home: 1-0		

NORTH CAROLINA STATE (1-3)

1973-74.....	nL.....	83-98
1982-83.....	aW.....	57-53
1996-97.....	hL.....	67-46
1997-98.....	aL.....	71-60
Home: 0-1.....	Away: 1-1	
Neutral: 0-1		

NORTHEASTERN (1-0)

2004-05.....	hW.....	90-65
Home: 1-0		

NORTH TEXAS (16-6)

1959-60.....	hW.....	90-58
1960-61.....	hW.....	102-56

1965-66.....	hW.....	69-67
1966-67.....	aW.....	64-57
1967-68.....	aW.....	67-65
1967-68.....	hL (ot).....	62-63
1968-69.....	aL.....	69-96
1968-69.....	hL.....	70-89
1969-70.....	hL.....	77-86
1969-70.....	aL.....	70-82
1970-71.....	hW.....	69-57
1970-71.....	aW.....	71-66
1971-72.....	hW.....	91-60
1971-72.....	aW.....	87-80
1972-73.....	aW.....	93-88
1973-74.....	hW.....	65-62
1973-74.....	aL.....	77-83
1974-75.....	hW.....	103-92
1975-76.....	hW.....	111-93
1982-83.....	aW.....	80-63
1983-84.....	hW.....	101-79
2006-07.....	nW.....	73-58
Home: 9-3.....	Away: 6-3	
Neutral: 1-0		

NORTHWESTERN STATE (4-0)

1955-56.....	hW.....	112-78
1955-56.....	aW.....	78-65
1961-62.....	nW.....	103-83
2001-02.....	hW.....	97-69
Home: 2-0.....	Away: 1-0	
Neutral: 1-0		

OAKLAND (1-0)

2003-04.....	hW.....	69-63
Home: 1-0		

OHIO STATE (0-2)

1959-60.....	aL.....	55-94
2006-07.....	nL.....	76-92
Away: 0-1.....	Neutral: 0-1	

OKLAHOMA (5-0)

1983-84.....	hW.....	69-65
1984-85.....	nW.....	63-61
1996-97.....	hW.....	61-47
1997-98.....	aW.....	80-78
2006-07.....	nW.....	77-65
Home: 2-0.....	Away: 1-0	
Neutral: 2-0		

OKLAHOMA STATE (2-3)

1970-71.....	aL.....	87-93
1971-72.....	hW.....	84-68
1986-87.....	hW.....	89-51
1989-90.....	aL.....	66-93
2003-04.....	nL.....	53-70
Home: 2-0.....	Away: 0-2	
Neutral: 0-1		

OLD DOMINION (1-0)

2001-02.....	hW.....	91-66
Home: 1-0		

ORAL ROBERTS (4-2)

1971-72.....	nL.....	74-94
1974-75.....	nL.....	95-97
1983-84.....	nW.....	92-83
1986-87.....	aW.....	59-58
1987-88.....	hW.....	115-71
1988-89.....	hW.....	70-62
2005-06.....	nW.....	94-78
Home: 2-0.....	Away: 1-0	
Neutral: 2-2		

OREGON STATE (1-1)

1989-90.....	hW.....	78-72
1990-91.....	aL.....	74-78
Home: 1-0.....	Away: 0-1	

PENNSYLVANIA (1-0)

1984-85.....	nW.....	67-55
Neutral: 1-0		

PENN STATE (3-2)

1954-55.....	nL.....	55-59
1974-75.....	nL.....	54-61
1976-77.....	nW.....	77-69
1980-81.....	hW.....	75-67
1981-82.....	aW.....	52-46
Home: 1-0.....	Away: 1-0	
Neutral: 1-2		

PEPPERDINE (5-1)

1964-65.....	aW.....	116-90
1965-66.....	hW.....	85-66
1974-75.....	aW (ot).....	111-108
1975-76.....	hW.....	90-82
1975-76.....	nL.....	77-87
1991-92.....	nW.....	80-70
Home: 2-0.....	Away: 2-0	
Neutral: 1-1		

PITTSBURGH (1-1)

1949-50.....	hW.....	53-39
2004-05.....	nL.....	51-70
Home: 1-0.....	Neutral: 0-1	

PORTLAND (1-3)

1950-51.....	nW.....	76-74
1951-52.....	aL.....	49-78
1951-52.....	nL.....	48-72
1963-64.....	aL.....	66-75
Away: 0-2.....	Neutral: 1-1	

PRAIRIE VIEW (1-0)

1990-91.....	hW.....	104-79
Home: 1-0		

PRINCETON (1-0)

1970-71.....	hW.....	86-77
Home: 1-0		

PROVIDENCE (2-3)

1959-60.....	nL.....	70-71
1966-67.....	nL.....	68-77
1972-73.....	nW.....	98-85
2004-05.....	hL.....	59-72
2005-06.....	aW.....	97-89
Home: 0-1.....	Away: 1-0	
Neutral: 1-2		

PURDUE (5-1)

1983-84.....	nW.....	66-48
1987-88.....	nL.....	73-100
1994-95.....	nW.....	75-73
1995-96.....	nW.....	91-76
2004-05.....	aW.....	62-51
2005-06.....	hW.....	90-70
Home: 1-0.....	Away: 1-0	
Neutral: 3-1		

RHODE ISLAND (0-1)

1963-64.....	hL.....	66-68
Home: 0-1		

RICE (4-0)

1966-67.....	aW.....	63-54
1967-68.....	hW.....	64-56

2005-06..... aW..... 84-79
 2006-07..... hW..... 99-63
Home: 2-0..... **Away:** 2-0

RICHMOND (3-0)

1959-60..... hW..... 100-74
 1960-61..... hW..... 104-73
 1961-62..... hW..... 96-77
Home: 3-0

ST. BONAVENTURE (1-1)

1955-56..... aL..... 67-79
 1956-57..... nW (ot)..... 80-78
Home: 0-1..... **Neutral:** 1-1

ST. FRANCIS, N.Y. (0-1)

1952-53..... aL..... 71-76
Away: 0-1

ST. FRANCIS, PA. (0-1)

1952-53..... aL..... 61-76
Away: 0-1

ST. JOHN'S (0-1)

1991-92..... aL..... 54-75
Away: 0-1

ST. JOSEPH'S, PA. (1-1)

1991-92..... nW..... 77-60
 2004-05..... nL..... 58-70
Neutral: 1-1

SAINT LOUIS (32-25)

1966-67..... aL..... 44-63
 1967-68..... aL..... 53-60
 1967-68..... hL..... 65-77
 1968-69..... hL (ot)..... 62-63
 1968-69..... aL..... 65-74
 1969-70..... aL..... 77-88
 1969-70..... hL..... 68-78
 1970-71..... aL..... 58-62
 1970-71..... hW..... 60-56
 1971-72..... aL..... 72-76
 1971-72..... hW..... 73-70
 1972-73..... hW..... 72-60
 1972-73..... aL..... 56-70
 1973-74..... aL..... 61-65
 1973-74..... hW..... 91-81
 1974-75..... aL..... 75-78
 1975-76..... nW..... 73-69
 1976-77..... aL (ot)..... 64-67
 1977-78..... hW (ot)..... 86-85
 1977-78..... aL..... 80-82
 1977-78..... nW..... 79-57
 1978-79..... aW..... 77-65
 1978-79..... hW..... 88-77
 1978-79..... hW..... 62-58
 1979-80..... hW..... 57-49
 1979-80..... aL..... 62-76
 1979-80..... nW..... 62-60
 1980-81..... hL..... 59-66
 1980-81..... aL..... 58-64
 1981-82..... aW..... 82-64
 1981-82..... hW..... 94-72
 1982-83..... aW..... 75-56
 1982-83..... hW..... 72-64
 1986-87..... hW..... 67-54
 1987-88..... aL..... 50-55
 1988-89..... hW..... 80-73
 1991-92..... hW..... 77-64
 1991-92..... aW (ot)..... 75-73
 1992-93..... aW..... 77-69
 1992-93..... hW..... 75-73
 1992-93..... hW..... 73-65

1993-94..... aL..... 59-86
 1993-94..... hL..... 66-71
 1993-94..... nW..... 73-62
 1994-95..... hW (ot)..... 84-80
 1994-95..... aL..... 52-68
 1995-96..... hW..... 80-63
 1996-97..... aW..... 59-58
 1997-98..... aW..... 68-62
 1998-99..... hW..... 92-89
 1999-00..... aL..... 67-75
 2000-01..... hW (ot)..... 72-63
 2002-03..... aL..... 66-69
 2003-04..... hW..... 63-54
 2003-04..... nL..... 61-72
 2004-05..... aL..... 61-70
 2004-05..... hW..... 79-59
Home: 21-5..... **Away:** 7-19
Neutral: 4-1

SAINT MARY'S (1-0)

2004-05..... nW..... 81-66
Neutral: 1-0

SAMFORD (3-1)

1947-48..... hW..... 37-32
 1947-48..... aL..... 52-59
 1973-74..... hW..... 101-69
 2003-04..... hW..... 63-62
Home: 3-0..... **Away:** 0-1

SAM HOUSTON STATE (2-0)

1969-70..... hW..... 72-70
 1995-96..... hW..... 74-51
Home: 2-0

SAN FRANCISCO (2-0)

1971-72..... nW..... 82-77
 1994-95..... hW..... 94-82
Home: 1-0..... **Neutral:** 1-0

SANTA CLARA (0-2)

1964-65..... aL..... 79-92
 1975-76..... nL..... 86-93
Away: 0-1..... **Neutral:** 0-1

SAVANNAH STATE (1-0)

2004-05..... hW..... 102-40
Home: 1-0

SETON HALL (2-1)

1952-53..... aL..... 85-103
 1961-62..... nW..... 101-84
 1973-74..... nW..... 73-72
Away: 0-1..... **Neutral:** 2-0

SIENA (0-1)

1952-53..... aL..... 59-72
Away: 0-1

SMU (4-1)

1953-54..... hL..... 63-66
 1964-65..... hW (ot)..... 95-92
 2005-06..... hW..... 73-53
 2006-07..... hW..... 88-52
 2006-07..... aW..... 64-61
Home: 3-1..... **Away:** 1-0

SOUTH ALABAMA (1-0)

1971-72..... hW..... 88-71
Home: 1-0

SOUTH CAROLINA (18-5)

1961-62..... hL..... 78-79
 1972-73..... nW..... 90-76

1983-84..... aW..... 75-58
 1983-84..... hW..... 72-61
 1984-85..... aL..... 58-60
 1984-85..... hW..... 99-75
 1985-86..... hW..... 89-81
 1985-86..... aW..... 86-73
 1985-86..... nW..... 100-59
 1986-87..... aL..... 52-64
 1986-87..... hW..... 55-53
 1986-87..... nW..... 74-64
 1987-88..... aL..... 58-84
 1987-88..... hW..... 67-61
 1988-89..... aL..... 66-78
 1988-89..... hW..... 63-48
 1989-90..... aW..... 74-72
 1989-90..... hW..... 90-71
 1989-90..... nW..... 71-56
 1990-91..... hW..... 60-52
 1990-91..... aW..... 80-58
 2001-02..... nW..... 72-62
 2003-04..... nW..... 59-43
Home: 8-1..... **Away:** 4-4
Neutral: 6-0

SOUTH CAROLINA STATE (2-0)

1985-86..... hW..... 119-73
 1990-91..... hW..... 78-58
Home: 2-0

SOUTH DAKOTA STATE (1-0)

1976-77..... hW..... 109-76
At Home: 1-0

SOUTHEASTERN LOUISIANA (1-0)

2001-02..... hW..... 65-46
Home: 1-0

SOUTHEAST MISSOURI STATE (1-2)

1934-35..... hL..... 20-25
 1934-35..... aL..... 14-35
 1993-94..... hW..... 109-83
Home: 1-1..... **Away:** 0-1

SOUTHERN CALIFORNIA (1-1)

1984-85..... hW..... 61-45
 1999-00..... nL..... 65-92
Home: 1-0..... **Neutral:** 0-1

SOUTHERN ILLINOIS (0-2)

1949-50..... aL..... 56-58
 1980-81..... hL..... 67-69
Home: 0-1..... **Away:** 0-1

SOUTHERN MISS (53-23)

1937-38..... aL..... 31-50
 1940-41..... hW..... 46-41
 1950-51..... aW..... 78-65
 1951-52..... aW..... 72-57
 1951-52..... hW..... 79-57
 1952-53..... aL..... 73-81
 1953-54..... aW..... 86-73
 1955-56..... hW..... 112-76
 1956-57..... aW..... 71-70
 1960-61..... hW..... 72-55
 1962-63..... aW..... 82-69
 1963-64..... hW..... 80-55
 1964-65..... hL..... 80-86
 1965-66..... aW..... 97-77
 1966-67..... hW..... 65-52
 1973-74..... hW..... 100-79
 1974-75..... hW..... 83-77
 1975-76..... hW..... 84-70
 1975-76..... aW..... 87-72
 1976-77..... hW..... 86-71

1976-77..... aW..... 82-78
 1977-78..... hW..... 97-83
 1978-79..... hL (ot)..... 89-91
 1979-80..... hL..... 54-59
 1979-80..... aL..... 68-85
 1980-81..... hW..... 70-65
 1980-81..... aL..... 66-90
 1982-83..... hW..... 81-60
 1983-84..... hW..... 52-47
 1983-84..... aW (ot)..... 69-67
 1983-84..... hW..... 86-58
 1984-85..... hW..... 82-60
 1984-85..... aW..... 78-63
 1984-85..... nW..... 68-58
 1985-86..... aW..... 68-64
 1985-86..... hW..... 92-85
 1986-87..... hL..... 77-84
 1986-87..... aW..... 76-72
 1987-88..... aL..... 96-107
 1987-88..... hW..... 113-97
 1987-88..... hW..... 97-84
 1988-89..... aW (ot)..... 90-87
 1988-89..... hW..... 83-76
 1989-90..... hW..... 93-77
 1989-90..... aL..... 82-86
 1990-91..... aL..... 77-87
 1990-91..... hL..... 81-87
 1991-92..... aL..... 59-67
 1991-92..... hW..... 80-61
 1992-93..... hW..... 95-82
 1993-94..... aL..... 67-76
 1994-95..... hW..... 81-71
 1995-96..... aW..... 81-68
 1995-96..... hW..... 91-66
 1996-97..... hW..... 68-54
 1997-98..... hW..... 79-67
 1997-98..... aL..... 75-62
 1997-98..... nL..... 85-57
 1998-99..... hL..... 54-60
 1998-99..... aW..... 74-60
 1999-00..... aL..... 66-67
 1999-00..... hL (ot)..... 73-79
 2000-01..... hL..... 67-75
 2000-01..... aL..... 55-74
 2001-02..... hW..... 75-53
 2001-02..... aW..... 73-64
 2002-03..... aL..... 84-67
 2002-03..... hW..... 80-62
 2003-04..... aL..... 63-66
 2003-04..... hW..... 74-56
 2004-05..... hW..... 60-46
 2004-05..... aW..... 85-73
 2005-06..... aW..... 85-68
 2005-06..... hW..... 80-41
 2006-07..... aW..... 75-62
 2006-07..... hW..... 67-64
Home: 33-8..... **Away:** 19-14
Neutral: 1-1

STANFORD (0-1)

2000-01..... nL..... 60-83
Neutral: 0-1

STETSON (1-0)

1957-58..... hW..... 64-58
Home: 1-0

SYRACUSE (1-1)

2002-03..... nW..... 70-63
 2004-05..... nL..... 62-77
Neutral: 1-1

TCU (10-1)

1966-67..... aW..... 56-54

H
i
s
t
o
r
y

1967-68.....	hW.....	65-61
1976-77.....	hW.....	116-72
2001-02.....	aW.....	98-93
2001-02.....	hW.....	98-72
2002-03.....	aW.....	84-69
2002-03.....	hW.....	88-64
2003-04.....	aW.....	75-69
2003-04.....	hW.....	83-56
2004-05.....	hL.....	59-61
2004-05.....	aW.....	72-57
Home: 5-1.....	Away: 5-0	

TEMPLE (5-5)		
1952-53.....	aL.....	64-71
1974-75.....	nW.....	71-68
1986-87.....	nL.....	59-67
1991-92.....	hL.....	63-65
1992-93.....	aL.....	58-65
1994-95.....	aW.....	53-51
1995-96.....	hW.....	68-58
2000-01.....	hL.....	62-67
2001-02.....	aW.....	64-54
2001-02.....	nW.....	78-77
Home: 1-2.....	Away: 2-2	
Neutral: 2-1		

TENNESSEE (7-11)		
1969-70.....	nL.....	51-72
1988-89.....	aL.....	74-76
1989-90.....	hW.....	91-72
1989-90.....	hL.....	71-73
1990-91.....	aW.....	74-72
1991-92.....	hL.....	64-65
1992-93.....	aL.....	59-70
1993-94.....	hW.....	83-64
1994-95.....	aW.....	50-46
1995-96.....	hW.....	57-55
1996-97.....	aL.....	47-57
1997-98.....	hL.....	66-68
1998-99.....	aL.....	67-68
1999-00.....	hL.....	69-74
2000-01.....	aL.....	76-86
2001-02.....	hW.....	71-69
2005-06.....	hW.....	88-79
2006-07.....	aL.....	58-76
Home: 5-4.....	Away: 2-6	
Neutral: 0-1		

TENNESSEE MARTIN (10-3)		
1927-28.....	hL.....	35-58
1927-28.....	aL.....	38-45
1927-28.....	nL.....	37-38
1928-29.....	aW.....	28-20
1928-29.....	hW.....	50-17
1929-30.....	hW.....	32-10
1929-30.....	aW.....	34-13
1931-32.....	hW.....	40-32
1931-32.....	aW.....	42-33
1931-32.....	nW.....	44-25
2000-01.....	hW.....	81-49
2001-02.....	hW.....	88-58
2003-04.....	hW.....	84-64
Home: 6-1.....	Away: 3-1	
Neutral: 1-1		

TENNESSEE STATE (7-0)		
1983-84.....	hW.....	88-60
1984-85.....	hW.....	90-57
1985-86.....	hW.....	107-61
1986-87.....	hW.....	77-62
1987-88.....	hW.....	67-64
1988-89.....	hW.....	85-63
1989-90.....	hW.....	99-74
Home: 7-0		

TENNESSEE TECH (26-24)		
1930-31.....	hL.....	32-42
1931-32.....	hL.....	25-34
1931-32.....	aL.....	23-31
1933-34.....	aL.....	33-43
1933-34.....	hL.....	34-38
1934-35.....	aW.....	35-32
1934-35.....	hL.....	28-29
1935-36.....	aW.....	30-26
1935-36.....	hW.....	28-14
1936-37.....	hW.....	37-26
1936-37.....	aL.....	21-22
1937-38.....	aL.....	23-50
1937-38.....	hL.....	33-49
1938-39.....	aL.....	35-37
1938-39.....	hL.....	40-43
1939-40.....	hW.....	38-27
1939-40.....	aL.....	35-44
1940-41.....	aL.....	29-32
1940-41.....	hW.....	43-41
1941-42.....	hW.....	32-29
1941-42.....	aL.....	28-41
1947-48.....	hL.....	32-43
1947-48.....	aL.....	44-58
1948-49.....	hW.....	67-57
1948-49.....	aL.....	51-63
1949-50.....	aL.....	49-66
1949-50.....	hW.....	56-39
1950-51.....	hW.....	59-53
1950-51.....	aL.....	40-57
1951-52.....	aW.....	45-38
1952-53.....	aL.....	40-55
1952-53.....	hW.....	96-83
1953-54.....	aL.....	73-94
1953-54.....	hW.....	81-58
1954-55.....	aW.....	96-73
1954-55.....	hW.....	83-45
1955-56.....	hW.....	96-77
1955-56.....	aL.....	81-90
1956-57.....	aW.....	101-74
1956-57.....	hW.....	89-73
1957-58.....	aW.....	76-59
1957-58.....	hW.....	64-63
1958-59.....	aL.....	79-82
1958-59.....	hW.....	63-60
1959-60.....	hW.....	84-65
1959-60.....	aL.....	67-69
1960-61.....	aW.....	83-70
1960-61.....	hW.....	82-73
1992-93.....	hW.....	101-71
2001-02.....	hW.....	79-73
Home: 19-7.....	Away: 7-17	

TEXAS (1-4)		
1965-66.....	hL.....	72-80
1972-73.....	hL.....	79-80
1973-74.....	hW.....	90-82
2004-05.....	aL.....	67-74
2005-06.....	hL.....	58-69
Home: 1-3.....	Away: 0-1	

TEXAS A&M (4-4)		
1957-58.....	hL.....	68-71
1961-62.....	hW.....	62-60
1962-63.....	aL.....	67-78
1964-65.....	hW.....	82-73
1964-65.....	aL.....	71-81
1965-66.....	aL.....	84-93
1966-67.....	hW.....	66-56
2006-07.....	nW.....	65-64
Home: 3-1.....	Away: 0-3	
Neutral: 1-0		

TEXAS-ARLINGTON (1-0)		
1968-69.....	hW.....	81-49
Home: 1-0		

TEXAS-SAN ANTONIO (1-0)		
1993-94.....	hW.....	78-72
Home: 1-0		

TEXAS SOUTHERN (3-0)		
1989-90.....	hW.....	85-82
1991-92.....	hW.....	71-53
1996-97.....	hW.....	76-53
Home: 3-0		

TEXAS TECH (5-0)		
1954-55.....	hW.....	75-66
1961-62.....	hW.....	63-62
1962-63.....	aW.....	79-66
1983-84.....	hW.....	53-41
1985-86.....	aW.....	80-55
Home: 3-0		

THE CITADEL (3-2)		
1957-58.....	hW.....	70-63
1957-58.....	aL.....	54-62
1961-62.....	hW.....	86-72
1962-63.....	aW.....	72-63
1968-69.....	aL.....	73-76
Home: 2-0.....	Away: 1-2	

TOLEDO (1-0)		
1962-63.....	nW.....	76-61
Home: 1-0		

TULANE (36-9)		
1976-77.....	hW.....	78-64
1976-77.....	hW.....	94-80
1977-78.....	aW.....	86-78
1977-78.....	hW.....	101-91
1978-79.....	aW.....	87-81
1978-79.....	hW (ot).....	89-82
1979-80.....	hW.....	82-79
1979-80.....	aL.....	74-86
1980-81.....	aW.....	67-55
1980-81.....	hW.....	91-79
1981-82.....	aL (ot).....	54-58
1981-82.....	hW.....	62-60
1982-83.....	hL.....	56-58
1982-83.....	aL.....	47-49
1983-84.....	aW.....	67-65
1983-84.....	hW.....	57-50
1984-85.....	hW.....	56-52
1984-85.....	aW.....	60-49
1989-90.....	aL.....	80-81
1989-90.....	hW.....	85-74
1990-91.....	hW.....	66-64
1990-91.....	aL.....	69-85
1990-91.....	nW.....	84-77
1991-92.....	aW.....	68-67
1992-93.....	hL.....	85-86
1995-96.....	hW.....	86-75
1996-97.....	aW.....	62-56
1997-98.....	hW.....	64-59
1997-98.....	aW.....	83-77
1998-99.....	hW.....	83-68
1998-99.....	aL.....	79-85
1999-00.....	aL.....	63-64
1999-00.....	hW.....	77-49
2000-01.....	aW.....	91-69
2000-01.....	hW.....	91-64
2001-02.....	aW.....	78-70
2001-02.....	hW.....	78-72
2002-03.....	hW.....	85-73
2002-03.....	aW.....	58-57

2003-04.....	aW.....	85-71
2004-05.....	hW.....	103-71
2005-06.....	aW.....	105-65
2005-06.....	hW.....	75-56
2006-07.....	hW.....	95-51
2006-07.....	hW.....	71-49
Home: 22-2.....	Away: 13-7	
Neutral: 1-0		

TULSA (12-12)		
1964-65.....	aL.....	63-80
1966-67.....	hL.....	43-54
1967-68.....	hL.....	47-64
1967-68.....	aL.....	48-52
1968-69.....	aL.....	69-70
1968-69.....	hL.....	56-62
1969-70.....	hL.....	72-82
1969-70.....	hL.....	61-77
1969-70.....	aL.....	78-87
1970-71.....	aL.....	85-90
1970-71.....	hL.....	91-94
1971-72.....	hW.....	99-72
1971-72.....	aW.....	91-90
1972-73.....	aW (ot).....	91-87
1973-74.....	hW.....	67-64
1974-75.....	aW.....	88-80
1975-76.....	hW.....	91-83
1987-88.....	aW.....	54-47
1988-89.....	hW.....	77-59
2000-01.....	nL.....	64-72
2005-06.....	aW.....	84-61
2005-06.....	hW.....	78-67
2006-07.....	hW.....	72-59
2006-07.....	aW.....	69-52
Home: 6-6.....	Away: 6-5	
Neutral: 0-1		

UAB (24-10)		
1983-84.....	hW (ot).....	53-51
1984-85.....	nW (ot).....	67-66
1990-91.....	hW.....	82-76
1991-92.....	aW.....	67-63
1991-92.....	hW.....	63-58
1991-92.....	nW.....	79-67
1992-93.....	hL.....	47-50
1992-93.....	aW.....	69-53
1993-94.....	aL.....	57-85
1993-94.....	hW.....	58-53
1993-94.....	nW.....	91-86
1994-95.....	aL.....	63-80
1994-95.....	hW.....	74-67
1995-96.....	hW.....	86-77
1996-97.....	aL.....	48-51
1997-98.....	hW.....	86-70
1997-98.....	aL.....	77-88
1998-99.....	hL.....	83-91
1998-99.....	aW.....	78-75
1999-00.....	hW.....	84-70
1999-00.....	aL.....	75-102
2000-01.....	aW (ot).....	76-73
2000-01.....	hW.....	86-69
2001-02.....	hW.....	102-81
2001-02.....	aL.....	46-64
2002-03.....	hW.....	94-70
2002-03.....	aW.....	90-79
2003-04.....	hW.....	73-66
2004-05.....	aL.....	70-73
2005-06.....	hW.....	73-66
2005-06.....	aL.....	74-80
2005-06.....	hW.....	58-47
2006-07.....	hW.....	79-54
2006-07.....	aW.....	70-56
Home: 15-2.....	Away: 6-8	
Neutral: 3-0		

UC DAVIS (3-0)
 1960-61..... hW..... 118-52
 1979-71..... hW..... 99-79
 1973-74..... hW..... 105-61
Home: 3-0

UCF (5-0)
 1972-73..... hW..... 124-75
 1975-76..... hW..... 76-57
 1976-77..... hW..... 84-53
 2005-06..... hW..... 94-61
 2006-07..... aW..... 87-65
Home: 4-0..... **Away:** 1-0

UCLA (2-4)
 1972-73..... nL..... 66-87
 1974-75..... aL..... 94-113
 1983-84..... aL..... 51-65
 1984-85..... hW..... 86-70
 2005-06..... nW..... 88-80
 2005-06..... nL..... 45-50
Home: 1-0..... **Away:** 0-2
Neutral: 1-2

UC-SANTA BARBARA (3-1)
 1970-71..... aL..... 81-85
 1972-73..... hW..... 80-74
 1974-75..... hW..... 74-62
 1975-76..... aW..... 85-82
Home: 2-0..... **Away:** 1-1

UNC-GREENSBORO (1-0)
 2001-02..... hW..... 82-62
Home: 1-0

UNC-WILMINGTON (1-0)
 1998-99..... hW..... 79-75
Home: 1-0

UNLV (1-4)
 1970-71..... aW..... 83-76
 1985-86..... aL..... 66-67
 1986-87..... hL..... 77-80
 1988-89..... nL (ot)..... 86-90
 1996-97..... aL..... 62-66
Home: 0-1..... **Away:** 1-2
Neutral: 0-1

USF (18-3)
 1972-73..... hW..... 87-73
 1995-96..... aW (ot)..... 60-50
 1996-97..... hW..... 60-59
 1997-98..... hW..... 74-62
 1997-98..... aW..... 70-61
 1998-99..... aL..... 70-80
 1998-99..... hW..... 83-70
 1998-99..... nL (ot)..... 81-88
 1999-00..... hW..... 78-74
 1999-00..... aW..... 91-72
 1999-00..... hW..... 60-58
 2000-01..... aW..... 100-89
 2000-01..... hW..... 79-61
 2001-02..... hW..... 81-62
 2001-02..... aW..... 71-59
 2002-03..... hL..... 75-74
 2002-03..... aW..... 73-66
 2002-03..... nW..... 62-56
 2003-04..... hW..... 66-53
 2004-05..... aW..... 73-67
 2004-05..... hW..... 81-68
Home: 10-1..... **Away:** 7-1
Neutral: 1-1

UTAH (2-2)
 1956-57..... nW..... 77-75
 1973-74..... nL..... 78-92
 2000-01..... nL..... 58-61
 2000-01..... aW..... 71-62
Away: 1-0..... **Neutral:** 1-2

UTEP (6-1)
 1955-56..... aW..... 71-70
 1956-57..... hW..... 77-48
 1971-72..... aL..... 79-85
 1977-78..... aW..... 71-65
 2000-01..... hW..... 90-65
 2005-06..... hW..... 66-56
 2006-07..... aW..... 78-67
Home: 3-0..... **Away:** 3-1

VANDERBILT (5-8)
 1963-64..... aL..... 79-85
 1971-72..... aL..... 71-72
 1972-73..... aW..... 74-71
 1973-74..... hL..... 71-75
 1979-80..... hL..... 72-87
 1980-81..... aL..... 96-111
 1991-92..... aW (ot)..... 72-70
 1992-93..... hW..... 84-78
 1996-97..... hL..... 59-66
 1996-97..... aL..... 62-69
 1997-98..... aL..... 77-86
 1998-99..... hW..... 65-56
 2004-05..... hW..... 81-68
Home: 3-3..... **Away:** 2-5

VCU (4-1)
 1975-76..... hW..... 92-72
 1984-85..... hW..... 81-73
 1988-89..... hW..... 89-69
 1989-90..... aL (ot)..... 69-70
 1991-92..... hW..... 85-58
Home: 4-0..... **Away:** 0-1

VILLANOVA (4-8)
 1960-61..... aW..... 78-74
 1961-62..... nL..... 84-109
 1962-63..... hL..... 54-59
 1964-65..... aL..... 58-91
 1965-66..... hL..... 69-70
 1965-66..... aL..... 78-84
 1966-67..... hW..... 58-40
 1966-67..... aL..... 48-66
 1981-82..... nL..... 66-70
 1984-85..... nL..... 45-52
 2002-03..... hW..... 72-68
 2003-04..... aW..... 73-57
Home: 2-2..... **Away:** 2-4
Neutral: 0-2

VIRGINIA TECH (18-12)
 1975-76..... hL..... 71-72
 1976-77..... aL..... 69-70
 1979-80..... aW (ot)..... 70-69
 1979-80..... hW..... 65-63
 1980-81..... hW..... 70-60
 1980-81..... aL..... 70-71
 1980-81..... nL..... 66-72
 1981-82..... aW..... 78-73
 1981-82..... hW..... 83-78
 1981-82..... hW..... 71-70
 1982-83..... aL..... 56-64
 1982-83..... hW..... 73-64
 1983-84..... hW..... 63-62
 1983-84..... aL..... 69-89
 1983-84..... hW..... 78-65
 1984-85..... aW..... 89-79

1984-85..... hW..... 91-82
 1985-86..... hW..... 83-61
 1985-86..... aL..... 72-76
 1986-87..... hW..... 83-66
 1986-87..... aW..... 74-65
 1987-88..... aL..... 80-82
 1987-88..... hW..... 112-104
 1988-89..... hW..... 91-83
 1988-89..... aL..... 73-78
 1989-90..... hW..... 97-77
 1989-90..... aL..... 74-87
 1990-91..... aL..... 66-81
 1990-91..... hL..... 79-82
 2004-05..... hW..... 83-62
Home: 13-2..... **Away:** 4-9
Neutral: 0-1

VMI (1-0)
 1957-58..... hW..... 72-58
Home: 1-0..... **Away:** 0-0

WAKE FOREST (1-1)
 1981-82..... nW..... 56-55
 2003-04..... nL..... 76-85
Neutral: 1-1

WASHINGTON (1-1)
 1987-88..... hW..... 86-57
 1988-89..... aL..... 88-89
Home: 1-0..... **Away:** 0-1

WEST VIRGINIA (1-1)
 1955-56..... aW..... 84-69
 1960-61..... nL (ot)..... 82-86
Away: 1-0..... **Neutral:** 0-1

WESTERN KENTUCKY (8-9)
 1933-34..... hL..... 16-28
 1933-34..... aL..... 33-46
 1948-49..... aL..... 51-78
 1953-54..... aL..... 53-63
 1955-56..... hW..... 80-64
 1956-57..... hW..... 86-84
 1956-57..... aW..... 98-82
 1960-61..... nW..... 95-74
 1963-64..... nW..... 88-83
 1965-66..... aL..... 61-100
 1966-67..... hL..... 44-52
 1974-75..... hW..... 79-72
 1975-76..... aL..... 84-87
 1976-77..... hW..... 97-75
 1977-78..... aW..... 86-80
 1986-87..... nL..... 67-68
 1992-93..... nL..... 52-55
Home: 4-2..... **Away:** 2-5
Neutral: 2-2

WICHITA STATE (10-7)
 1967-68..... aL..... 69-77
 1967-68..... hW..... 67-55
 1968-69..... aL..... 69-71
 1968-69..... hL..... 61-71
 1969-70..... hW..... 84-81
 1969-70..... aL..... 72-79
 1970-71..... aL..... 87-98
 1970-71..... hW..... 85-77
 1971-72..... hW..... 71-69
 1971-72..... aW..... 108-98
 1972-73..... hW..... 99-77
 1973-74..... aW..... 91-90
 1974-75..... hL..... 91-95
 1974-75..... aW..... 78-76
 1975-76..... hW..... 75-68
 1975-76..... aL..... 70-81

1982-83..... hW..... 85-73
Home: 7-2..... **Away:** 3-5

WILLIAM & MARY (1-0)
 1961-62..... hW..... 88-70
Home: 1-0

WINTHROP (1-0)
 2005-06..... hW..... 73-63
Home: 1-0

WISCONSIN (0-1)
 1996-97..... nL..... 46-49
Neutral: 0-1

WISCONSIN-GREEN BAY (1-0)
 1974-75..... hW..... 75-67
Home: 1-0

WISCONSIN-MILWAUKEE (2-0)
 1973-74..... hW..... 89-68
 1974-75..... hW..... 81-69
 2005-06..... hW..... 79-52
Home: 3-0

WOFFORD (1-0)
 2001-02..... hW..... 88-61
Home: 1-0

WYOMING (2-1)
 1982-83..... hW..... 71-45
 1989-90..... hW..... 91-75
 1990-91..... aL..... 72-97
Home: 2-0..... **Away:** 0-1

XAVIER (1-5)
 1954-55..... aL..... 72-81
 1954-55..... hW..... 81-67
 1963-64..... hL..... 86-99
 1964-65..... aL..... 74-95
 1965-66..... hL..... 107-110
 1966-67..... aL..... 78-88
Home: 1-2..... **Away:** 0-3

YALE (1-0)
 1966-67..... hW..... 57-43
Home: 1-0

H
i
s
t
o
r
y

ATLANTIC COAST (63-50)

Boston College.....	1-1
Duke.....	0-1
Florida State.....	31-22
Georgia Tech.....	3-4
Maryland.....	2-1
Miami (Fla.).....	6-5
North Carolina State.....	1-3
Virginia Tech.....	18-12
Wake Forest.....	1-1

ATLANTIC SUN (12-4)

Belmont.....	1-0
East Tennessee State.....	4-3
Jacksonville.....	4-1
Mercer.....	2-0
Stetson.....	1-0

ATLANTIC 10 (60-62)

Charlotte.....	7-6
Dayton.....	7-12
Duquesne.....	0-2
Fordham.....	2-1
George Washington.....	0-1
La Salle.....	1-1
Massachusetts.....	0-1
Rhode Island.....	0-1
Richmond.....	3-0
St. Bonaventure.....	1-1
St. Joseph's.....	1-1
Saint Louis.....	32-25
Temple.....	5-5
Xavier.....	1-5

BIG EAST (121-136)

Cincinnati.....	29-36
DePaul.....	14-12
Georgetown.....	1-6
Louisville.....	34-51
Marquette.....	14-12
Pittsburgh.....	1-1
Providence.....	2-3
St. John's.....	0-1
Seton Hall.....	2-1
Syracuse.....	1-1
USF.....	18-3
Villanova.....	4-8
West Virginia.....	1-1

BIG SKY (2-0)

Eastern Washington.....	1-0
Montana State.....	1-0

BIG SOUTH (2-0)

VMI.....	1-0
Winthrop.....	1-0

BIG 10 (14-16)

Illinois.....	1-4
Indiana.....	0-1
Iowa.....	0-2
Michigan.....	2-1
Michigan State.....	1-0
Minnesota.....	2-2
Ohio State.....	0-2
Penn State.....	3-2
Purdue.....	5-1
Wisconsin.....	0-1

BIG 12 (35-19)

Baylor.....	6-1
Kansas.....	2-3
Kansas State.....	2-1
Missouri.....	7-4
Nebraska.....	1-0
Oklahoma.....	5-0
Oklahoma State.....	2-3
Texas.....	1-4
Texas A&M.....	4-4
Texas Tech.....	5-0

BIG WEST (5-2)

Cal Poly.....	1-0
Long Beach State.....	1-1
UC Santa Barbara.....	3-1

COLONIAL ATHLETIC ASSOCIATION (16-2)

Drexel.....	0-1
George Mason.....	1-0
Georgia State.....	7-0
Northeastern.....	1-0
Old Dominion.....	1-0
UNC-Wilmington.....	1-0
VCU.....	4-1
William & Mary.....	1-0

CONFERENCE USA (171-67)

East Carolina.....	5-0
Houston.....	18-10
Marshall.....	4-1
Rice.....	4-0
SMU.....	4-1
Southern Miss.....	53-23
Tulane.....	36-9
Tulsa.....	12-12
UAB.....	24-10
UCF.....	5-0
UTEP.....	6-1

HORIZON LEAGUE (8-4)

Detroit.....	3-1
Loyola-Chicago.....	1-3
Wisconsin-Green Bay.....	1-0
Wisconsin-Milwaukee.....	3-0

METRO ATLANTIC ATHLETIC (5-4)

Canisius.....	0-2
Iona.....	2-0
Manhattan.....	2-1
Marist.....	1-0
Siena.....	0-1

MID-AMERICAN (11-0)

Ball State.....	5-0
Eastern Michigan.....	1-0
Kent State.....	3-0

Miami (Ohio).....	1-0
Toledo.....	1-0

MID CONTINENT (14-7)

Centenary.....	7-5
Missouri-Kansas City.....	1-0
Oakland.....	1-0
Oral Roberts.....	5-2

MID-EASTERN ATHLETIC (5-0)

Florida A&M.....	2-0
Howard.....	1-0
South Carolina State.....	2-0

MISSOURI VALLEY (32-32)

Bradley.....	10-9
Creighton.....	3-3
Drake.....	6-11
Illinois State.....	1-0
Indiana State.....	2-0
Southern Illinois.....	0-2
Wichita State.....	10-7

MOUNTAIN WEST (20-9)

BYU.....	3-1
New Mexico.....	2-0
TCU.....	10-1
UNLV.....	1-4
Utah.....	2-2
Wyoming.....	2-1

NORTHEAST (0-2)

St. Francis, N.Y.....	0-1
St. Francis, Pa.....	0-1

OHIO VALLEY (99-63)

Austin Peay.....	14-4
Eastern Kentucky.....	3-0
Jacksonville State.....	1-1
Morehead State.....	0-2
Murray State.....	34-26
Samford.....	3-1
Southeast Missouri State.....	1-2
Tennessee Martin.....	10-3
Tennessee State.....	7-0
Tennessee Tech.....	26-24

PACIFIC-10 (9-13)

Arizona.....	3-3
Arizona State.....	1-2
Oregon State.....	1-1
Southern California.....	1-1
Stanford.....	0-1
UCLA.....	2-4
Washington.....	1-1

PATRIOT LEAGUE (3-1)

Army.....	1-0
Bucknell.....	1-0
Holy Cross.....	0-1
Navy.....	1-0

SOUTHEASTERN (87-64)

Alabama.....	5-2
Arkansas.....	10-11
Auburn.....	0-1
Florida.....	0-1
Georgia.....	1-1

Kentucky.....	1-0
LSU.....	2-2
Ole Miss.....	26-11
Mississippi State.....	12-11
South Carolina.....	18-5
Tennessee.....	7-11
Vanderbilt.....	5-8

SOUTHERN (15-5)

Chattanooga.....	8-2
Davidson.....	0-1
Furman.....	2-0
The Citadel.....	3-2
UNC-Greensboro.....	1-0
Wofford.....	1-0

SOUTHLAND (14-1)

Lamar.....	3-1
McNeese State.....	2-0
Nicholls State.....	1-0
Northwestern State.....	4-0
Sam Houston State.....	2-0
Southeastern Louisiana.....	1-0
Texas-Arlington.....	1-0
Texas-San Antonio.....	1-0

SOUTHWESTERN ATHLETIC (23-1)

Alabama A&M.....	1-0
Alcorn State.....	2-0
Arkansas-Pine Bluff.....	2-0
Grambling.....	2-0
Jackson State.....	12-1
Prairie View.....	1-0
Texas Southern.....	3-0

SUN BELT (109-58)

Arkansas-Little Rock.....	2-0
Arkansas State.....	29-28
Florida International.....	1-0
Louisiana-Lafayette.....	8-1
Louisiana-Monroe.....	10-0
Middle Tennessee State.....	26-14
New Orleans.....	8-0
North Texas.....	16-6
South Alabama.....	1-0
Western Kentucky.....	8-9

WEST COAST (10-7)

Gonzaga.....	2-1
Pepperdine.....	5-1
Portland.....	0-3
San Francisco.....	2-0
St. Mary's.....	1-0
Santa Clara.....	0-2

WESTERN ATHLETIC (13-8)

Fresno State.....	2-1
Hawaii.....	2-3
Idaho.....	1-1
Louisiana Tech.....	2-2
Nevada.....	1-0
New Mexico State.....	5-1

INDEPENDENTS (5-0)

Savannah State.....	1-0
South Dakota State.....	1-0
UC Davis.....	3-0