

2005-06 REVIEW



10

2006 CONFERENCE USA PLAYER OF THE YEAR



RODNEY CARNEY

CAMPBELL CLINIC
Orthopaedics

memphisclubs.org

10



CHASING GREATNESS; 2005-06 TIGERS SET SCHOOL RECORD FOR WINS

Head coach **John Calipari** continually hit home about the 2005-06 Tiger squad "chasing greatness," and it did. Memphis set a school single-season record with 33 wins (33-4 mark).

The previous record was 31 victories by the 1984-85 Tiger squad that advanced to the NCAA Final Four in Lexington, Ky. The 2005-06 Tigers broke the previous record of 31 wins with their NCAA Tournament second round victory over Bucknell (32nd win), and then added to that total with a win over Bradley in the Sweet Sixteen.

TIGERS NO. 1 IN NATION IN WINS

Well, at least Memphis tied for the top spot. The 2005-06 Tigers posted 33 wins and joined NCAA champion Florida as the only two teams in the country to win that many games.

Memphis was second in the country in winning percentage at 89.2. The Tigers were second only to George Washington, which had a 90.0 winning percentage (27-3 record).

MEMPHIS AMONG NCAA STATISTICAL LEADERS

In addition to finishing second in winning percentage, the Tigers ranked among the top 15 in six other NCAA statistical categories. Memphis finished 2005-06 ranked in field goal percentage defense (2nd), scoring margin (5th), blocked shots (8th), rebound margin (9th), scoring offense (12th) and steals (12th).

TIGERS RANKED AMONG ATTENDANCE LEADERS IN 2005-06

Memphis made a return to the NCAA basketball attendance leaders in 2005-06. For the fifth time in the last six years, Tiger Nation was ranked in the top 15 in NCAA attendance.

Memphis finished 2005-06 ranked No. 13 in attendance with an average of 14,866 per game.

The Tigers ranked No. 6 in 2000-01, No. 10 in 2001-02, No. 7 in 2002-03 and No. 10 in 2003-04.

MEMPHIS SWEEPS C-USA POSTSEASON HONORS

After an incredible regular season, the Tigers kicked off the postseason with a sweep of the Conference USA honors. **John Calipari** was named C-USA Coach of the Year, while **Rodney Carney** was selected the league's Player of the Year. **Shawne Williams** took home the C-USA Freshman of the Year accolade.

It was only the second time in C-USA history that a team swept all three honors. Cincinnati did so in 1999-2000.

TIGERS ARE C-USA CHAMPS!

Memphis won both the Conference USA regular season and tournament titles. The Tigers wrapped up the C-USA regular season crown with a 13-1 league record. Memphis clinched the title with a 69-62 home win over Houston on the final night of conference play. The Tigers won the C-USA Tournament championship with a 58-47 victory over UAB in the title game.

It was the first time Memphis swept both the league regular season and tournament titles since the 1984-85 season when the Tigers took home both Metro Conference championships.

TIGERS EARN PROGRAM'S FIRST NO. 1 SEED


Memphis was named one of the 2006 NCAA Tournament's four No. 1 seed when the pairing were announced Mar. 12. It was the first time in the program's history that the Tigers earned a No. 1 seed.

The Tiger Trifecta


JOHN CALIPARI
C-USA Coach of the Year



RODNEY CARNEY
C-USA Player of the Year



SHAWNE WILLIAMS
C-USA Freshman of the Year



The Memphis players celebrate with Tiger Nation following the team's Conference USA Tournament championship game win over UAB.



Memphis' previous highest NCAA Tournament seed was No. 2 in the 1982 and 1985 tournaments.

MEMPHIS ADVANCES TO FIRST ELITE EIGHT SINCE 1992

The Tigers continued their thrilling 2005-06 season into late March with a run to the NCAA Tournament Elite Eight. The regional final appearance was the program's first since 1992. Memphis advanced to the Sweet 16 in 1995.

RECORD-SETTING TIGERS

The 2005-06 Memphis basketball season was magical — Conference USA regular season and tournament titles, the program's first-ever NCAA Tournament No. 1 seed and an NCAA Tournament Elite Eight appearance. The Tigers' success was also measured by the numbers they put up in 2005-06.

After last year's campaign was finished, the 2005-06 set 10 single-season records, including most wins, most points, defensive field goal percentage, most three-pointers made, most steals and most blocked shots. The Tigers also jumped into the top five of nine other single-season statistical categories.

CARNEY AN ALL-AMERICAN

Rodney Carney finished his brilliant four-year career as a consensus All-America second team pick. The 6-foot-7 forward was named an All-America second team pick by the Associated Press, *Sports Illustrated*, U.S. Basketball Writers Association (USBWA) and National Association of Basketball Coaches (NABC). Carney also received All-America recognition from collegeinsider.com, Rivals.com (third team) and collegehoopsnet.com (third team). Collegeinsider.com named Carney to its Defensive All-America Team.

TIGER TRIO NAMED TO C-USA ALL-TOURNAMENT TEAM

Memphis took home not only the tournament championship trophy, but also some individual hardware. **Rodney Carney** and **Joey Dorsey** were selected to the C-USA All-Tournament Team, while freshman **Shawne Williams** was named the C-USA Tournament Most Valuable Player.

MORE C-USA HONORS

In addition to sweeping the individual honors, Memphis placed some players on the All-Conference USA squads. **Rodney Carney** and **Darius Washington Jr.** were selected to the All-C-USA first team, while freshman **Shawne Williams** was a third team pick.

Williams and **Chris Douglas-Roberts** were named to the C-USA All-Freshman Team.

WASHINGTON AN ALL-AMERICAN TOO

Darius Washington ended his two-year career at Memphis with All-America accolades as well. The 6-foot-2 guard earned Associated Press All-America honorable mention recognition. In 2004-05, Washington was a consensus Freshman All-America Team pick.

WILLIAMS A FRESHMAN ALL-AMERICA

For the third-straight year, Memphis had a consensus Freshman All-American. In 2005-06, it was **Shawne Williams**. The 6-foot-9 forward was selected to the *Sporting News*, *Rivals.com*, *collegeinsider.com* and *collegehoopsnet.com* (third team) National Freshman All-America squads.

CARNEY A FINALIST FOR THREE PLAYER OF YEAR AWARDS

The honors could not stop coming in for **Rodney Carney** in March. In addition to his All-Conference USA and All-America accolades, the Indianapolis, Ind., native was a finalist for three National Player of the Year honors — Naismith Award, Oscar Robertson Trophy and Adolph F. Rupp Trophy.



Darius Washington Jr., a 2006 All-Conference USA first teamer, was one of 16 finalists from NCAA Divisions I, II and III for the Bob Cousy Award, given each year to the nation's top point guard.

D-WASH A COUSY AWARD FINALIST

Darius Washington Jr. was named one of 16 finalists from NCAA Divisions I, II and III for the 2006 Bob Cousy Award. The honor is given to the nation's top point guard. Washington was the second Tiger in the last three years to be up for the award, as former standout **Antonio Burks** was a finalist in 2004.

MOVING UP THE CHARTS

Whether it was coming off the bench or starting from the tip, **Rodney Carney** made his move up the Tiger career charts. The 6-foot-7 forward entered the year No. 16 on the list, but after scoring 636 points last year, he finished his collegiate career in the No. 3 spot. He moved past Larry Finch in the Mar. 19 NCAA Tournament second round game versus Bucknell.

The Indianapolis, Ind., native also entered the 2005-06 season in second place on the Memphis career three-pointers chart, but took over the top spot with his three treys against Southern Miss Jan. 21. He finished with 287 career treys. The following shows where he stands:

Career Scoring

- 1. Keith Lee/1982-85.....2,408
- 2. Elliot Perry/1988-912,209
- 3. **Rodney Carney/2003-06.....1,901**
- 4. Larry Finch/1971-731,869

Career Three-Pointers

- 1. **Rodney Carney/2003-06.....287**
- 2. Anthony Rice/2002-05242

CARNEY ALSO CLIMBED C-USA CHARTS

While he moved up the Memphis career lists, Rodney Carney also climbed the Conference USA career charts. The Indianapolis, Ind., native finished No. 4 on the league's career scoring list and No. 3 spot on the all-time three-pointers made chart. The following shows where he stands:

Career Scoring

- 1. Altron Jackson, USF/1999-2002.....2,017
-
-
- 3. Reece Gaines, LOU/2000-031,945
- 4. **Rodney Carney, MEM/2003-06.....1,901**

Career Three-Pointers

- 1. Jobey Thomas, CHA/1999-2002346
- 2. Demon Brown, CHA/2001-04341
- 3. **Rodney Carney, MEM/2003-06.....287**
- 4. Travis Diener, MQT/2002-05284

CARNEY SETS SEASON TREY RECORD

In addition to placing his name on several career lists, **Rodney Carney** set a single-season mark for three-pointers made in 2005-06. The 6-foot-7 forward made 102 treys, breaking the previous record of 82 by Anthony Rice.

JOEY'S DOUBLE DIGIT BOARDS EQUAL WINS FOR TIGERS

The equation may look a little funny, but it's added up to success for the Tigers the last two seasons. In 2004-05, **Joey Dorsey** hit the double-digit plateau in rebounds seven times, and seven times the Tigers won.

The 6-foot-9 forward and the Tigers carried over that trend to 2005-06. But, the Tigers lost to UAB Mar. 2 when Dorsey grabbed double-digit boards (16), marking the first time that happened in his two-year career at Memphis. The Baltimore,

'05-06 Review Notes



When Joey Dorsey posts double digits on the glass, it usually translates into a Tiger victory. In his career, he has had 17 double-digit board contests, and Memphis is 16-1 in those games. Dorsey had 10 such games in 2005-06.

Md., native had 10 double-digit rebounding performances, and Memphis is 9-1 in those games. So, in his first two years, Memphis was 16-1 in Dorsey's double-digit rebounding games.

ONE OF ONLY TWO

Earlier in 2005-06, **John Calipari** became only the 13th head coach in the history of NCAA Division I basketball to lead two different schools to a top-five national ranking. Calipari led UMass to a No. 1 ranking in both 1995 and 1996 and guided Memphis to a No. 3 ranking this year.

Well, Calipari joined more elite company when the 2006 NCAA Tournament field was announced. He became one of only two coaches in NCAA Division I history to guide two different schools to a No. 1 seed in the NCAA Tournament. The NCAA began seeding teams in 1979.

Calipari took UMass to a No. 1 seed in 1996, and Memphis to a top seed in 2006. Roy Williams is the other coach to do so. Williams guided Kansas to a No. 1 seed in 1992, 1995, 1997, 1998 and 2002, and led North Carolina to a top seed in 2005.

2005-06 TIGERS MAKING DEFENSIVE HISTORY

Tiger head coach **John Calipari** loves defense, and his 2005-06 Memphis squad set school single-season marks for steals and blocked shots. The team finished the year with 361 steals and 235 blocked shots. The team also held opponents to school single-season record of 38.0 percent shooting from the field. The following shows the top five Tiger teams for steals and blocks:

Most Steals

1. 2005-06.....353
2. 1986-87.....315
3. 1988-89.....302
4. 1994-95.....301
5. 1996-97.....298

Most Blocks

1. 2005-06 234
2. 1994-95 218
3. 2004-05 205
4. 1993-94 189
5. 2000-01 183

AMONG ELITE COMPANY

Head coach **John Calipari** has the Memphis program going in the right direction, and that can clearly be seen in the number of victories the Tigers have over the past four seasons (2002-03 through 2005-06). In fact, Memphis finished the 2005-06 campaign ranked among the nation's top 20 programs in number of wins during that span of time:

- | | |
|------------------------------|---------------------------|
| 1. Duke 116 | 11. Texas..... 99 |
| 2. Illinois..... 115 | 12. So. Illinois 98 |
| 3. UConn 110 | 13. St. Joseph's..... 97 |
| 4. Kentucky 109 | t. Boston College 97 |
| 5. Pittsburgh 105 | 15. Okla. State 96 |
| t. Gonzaga..... 105 | 16. Louisville..... 96 |
| 7. Kansas 104 | 17. Utah State..... 95 |
| 8. Florida 102 | 18. Arizona..... 94 |
| t. Syracuse 102 | 19. Wisconsin..... 93 |
| 10. Memphis 100 | t. Nevada..... 93 |

TIGERS SECOND IN WINS IN C-USA HISTORY

With their NCAA Tournament Oakland Regional semifinal victory over Bradley Mar. 23, the Tigers posted their 33rd victory, adding to their own school record for most wins in a single season. The 33 wins were also the second-most victories for a single season in Conference USA history. The league record for most wins in a season was 34 set by Louisville in 2004-05.

D-WASH JOINS 1,000-POINT CLUB

Despite missing two games and playing limited time from late November through early January with his right thigh bruise, **Darius Washington Jr.** joined the Memphis 1,000-point club in only his second year wearing the Tiger uniform. With his seven points versus UAB in the Conference USA Championship title game, the 6-foot-2 guard went over 1,000 points for his career.

Washington finished his two-year stint as a Tiger with 1,054 points, which placed him in the No. 34 spot on the Memphis career scoring chart. The Winter Park, Fla., native became the 41st player in Tiger history to accomplish the feat.

IT'S A TREY THING

In 2005-06, senior **Rodney Carney** set school records for career and season three-pointers made. Well, the entire Tiger team got in the act, setting the record for most treys in a season.

Memphis entered NCAA Tournament play with 251 three-pointers and hit 11 treys versus Oral Roberts to give the Tigers 262 for the year. The 262 three-pointers broke the previous mark

of 259 treys by the 2003-04 squad. Memphis finished with 277 three-pointers.

CALIPARI AMONG COACHING ELITE

John Calipari already counted himself among the coaching elite in terms of coaching wins in the first nine, 10, 11, 12 and 13 years. After 2005-06, he is ranked among the coaches with the most victories in his first 14 seasons.

Calipari took over the No. 6 spot with Memphis' three wins in the Conference USA Championship Mar. 9-11. He finished 2005-06 with 337 career wins after the Tigers' NCAA Tournament regional semifinal win Mar. 23. In 2004-05, the Moon, Pa., native became one of only seven coaches in NCAA history to win 300 games in his first 13 years, joining Roy Williams, Everett Case, Denny Crum, Jim Boeheim, Tubby Smith and Nolan Richardson. The following lists the coaches with the most victories in their first 14 years:

| Coach/School(s)/Yrs | Wins (First 14 yrs) |
|--|------------------------|
| 1. Roy Williams, Kansas | 388 |
| 1989-2002 | |
| 2. Jim Boeheim, Syracuse | 343 |
| 1977-90 | |
| t. Tubby Smith, Tulsa..... | 343 |
| Georgia, Kentucky/1992-2005 | |
| 4. Nolan Richardson, Tulsa, | 339 |
| Arkansas/1981-94 | |
| 5. Denny Crum, Louisville..... | 338 |
| 1972-85 | |
| 6. John Calipari, UMass, | 337 |
| Memphis/1989-96, 2001-06 | |
| 7. Everett Case, N.C. State | 331 |
| 1947-60 | |
| 8. John Thompson, G'town | 321 |
| 1973-86 | |
| 9. Jerry Tarkanian, Long Beach..... | 318 |
| St., UNLV/1969-82 | |
| 10. Rick Pitino, Boston U., Prov. | 317 |
| Ky./1979-83, 1986-87, 1990-96 | |

TIGERS SET NCAA TOURNAMENT MARK


Memphis set a team NCAA Tournament record with 11 three-pointers in its first round victory over Oral Roberts. The Tigers hit 11-of-22 from the arc versus the Golden Eagles.

The Tigers' previous record was 10 treys versus Arkansas in the 1995 NCAA Tournament Sweet 16.

Memphis' 37 field goals made versus Oral Roberts are tied for the second-most in team NCAA Tournament history. The 60.7 field goal percentage is the second-best mark in Memphis NCAA Tournament history.

TIGERS GRAB FIRST CONFERENCE TOURNEY TITLE SINCE 1987

With their victory over UAB Mar. 11, the Tigers claimed the program's first conference tournament championship since 1987. Memphis defeated



The 2005-06 Tigers had a record-setting year. In addition to winning a school-record 33 games, the squad set nine single-season marks and had the school's third-longest winning streak at 15 straight.

the Blazers 57-46 to win its first-ever Conference USA title. It is Memphis' first league tournament crown since the 1986-87 Tiger team won the 1987 Metro Conference Tournament crown.

TIGERS LONGEST TIME IN TOP 5

Memphis basketball has a proud tradition, and part of that is the Tigers being ranked for long periods of time in the top 10 and top five. The Tigers' Mar. 23 game versus UCLA in the NCAA Tournament regional final game was the 29th-consecutive contest in which the Tigers were ranked in the top five in the national polls.

In terms of playing consecutive games while being ranked in the top five (regular season and postseason), the 2005-06 team had the longest streak at 29. The 1984-85 NCAA Final Four squad had two streaks of 22 and 10 during the regular season. The 10-game streak was broken in early January when the Tigers fell to No. 6 for three-straight games. That team moved back into the top five in mid-January and stayed there through the end of the postseason (22 games).

The following lists the top streaks of playing consecutive games while being ranked in top five:

| Year | Consec. Gms Played As A Top-5 Team |
|---------------|------------------------------------|
| 2005-06..... | 29 |
| 1984-85*..... | 22 |
| 1982-83..... | 11 |
| 1984-85*..... | 10 |
| 1985-86..... | 9 |

* NCAA Final Four team

ALL GOOD THINGS MUST COME TO AN END

The Tigers took a 15-game win streak into UAB Mar. 2, but had it come to an end with the Blazers' 80-74 victory. At the time, Memphis had the third-longest win streak in the country behind George Washington and Gonzaga, both of which had won 16 in a row.

The Tigers' 15-game win streak was tied for the fifth-longest in the nation last year. Gonzaga was first at 20, followed by George Washington at 18 straight and Duke and Florida at 17 straight. Memphis, Illinois and Pittsburgh all had 15-game win streaks.

The following were the nation's longest win streaks this year:

| Team | Streak | Ended |
|-------------------|--------|---------|
| Gonzaga | 20 | Mar. 23 |
| George Washington | 18 | Mar. 9 |
| Duke | 17 | Jan. 21 |
| Florida | 17 | Jan. 21 |
| Memphis | 15 | Mar. 2 |
| Illinois | 15 | Jan. 7 |
| Pittsburgh | 15 | Jan. 21 |

MORE LEAGUE TITLES FOR CALIPARI

With its victory over Houston Mar. 4, Memphis claimed the 2005-06 Conference USA regular season championship. It was the second time in three years that the Tigers have won the C-USA regular season title, as they claimed a share of the 2003-04 crown.

For head coach **John Calipari**, it was the seventh time his team won or shared a regular season title. Calipari won five-straight regular season championships at UMass and led Memphis to two C-USA crowns.

On Mar. 11, Calipari added a sixth conference tournament title to his resume when the Tigers won the Conference USA Championship crown with their victory over UAB. Calipari won five league tournament titles from 1992-96 at UMass.

STREAKING TIGERS

For the fourth time in the **John Calipari** era, the Tigers hit double digits in a winning streak. Although the loss at UAB ended the Tigers' run, the 2005-06 15-game winning streak was the third-longest in Memphis basketball history. The

longest win streak was 20 games by the 1985-86 team. The following lists the top win streaks in Tiger basketball history:

| Streak | Year | Ended By |
|--------|---------|---------------------|
| 20 | 1985-86 | at Va. Tech 76-72 |
| 16 | 1954-55 | at Centenary 70-68 |
| 15 | 2005-06 | at UAB 80-74 |
| 14 | 1972-73 | at Louisville 83-69 |
| 12 | 2002-03 | at Louisville 78-75 |
| 12 | 1983-84 | Louisville 85-78 |

TIGERS DOUBLING THEIR PLEASURE

With **Joey Dorsey** (10 points, 12 boards) posting a double-double in the Conference USA Championship title game win over UAB Mar. 11, it brought the team's total for double-doubles to 16 in 2005-06. The following shows the double-double performances last year:

| Player/Opponent | Dbl-Dbl |
|---------------------------|---------------|
| Dorsey/UAB (C-USA Tour.) | 10 pts-12 reb |
| Dorsey/UAB | 11 pts-16 reb |
| Cooper/Southern Miss | 13 pts-13 reb |
| Dozier/Marshall | 13 pts-15 reb |
| Dorsey/UAB | 12 pts-16 reb |
| S. Williams/UAB | 10 pts-12 reb |
| S. Williams/Tennessee | 21 pts-14 reb |
| S. Williams/East Carolina | 13 pts-12 reb |
| Dorsey/Purdue | 16 pts-13 reb |
| Washington/Gonzaga | 22 pts-11 ast |
| S. Williams/Gonzaga | 14 pts-11 reb |
| Carney/Louisiana Tech | 37 pts-10 reb |
| Dorsey/Providence | 11 pts-10 reb |
| Dorsey/Jackson State | 10 pts-11 reb |
| Dozier/Lamar | 14 pts-11 reb |
| S. Williams/Lamar | 21 pts-10 reb |

YOUNG GUNS, TIGER STYLE

College hoops analysts talked about how young the Memphis Tiger basketball squad was last year, and they are right. According to research by the Wisconsin-Green Bay Athletic Media Relations office, the Tigers were the No. 95 youngest team (of 326 teams) in the nation. However, the research came from team's preseason roster, and for Memphis, that included Jeremy Hunt and Almamy Thiero.

The scale counts 1 for a freshman, 2 for a sophomore, 3 for a junior and 4 for a senior. Memphis' average was 2.25 for No. 95. North Dakota State was first at 1.6.

But, if you take away Hunt and Thiero, count one year for sophomore **Andre Allen** (sat out last year per NCAA academic ineligibility) and junior **Jared Sandridge** (transfer from juco in 2005) and count two years for senior **Waki Williams** (juco transfer in 2004), the Tigers' average came out at 1.93, which was No. 27 on the youngest NCAA squads list.

MORE ON THE YOUNG TIGERS

Even more research by the Wisconsin-Green Bay Athletic Media Relations staff found Mem-

'05-06 Review Notes

phid had the youngest starting lineup of all NCAA Division I teams in their opening game of 2005-06.

The Tigers started freshmen **Antonio Anderson**, **Chris Douglas-Roberts** and **Shawne Williams** and sophomores **Joey Dorsey** and **Darius Washington Jr.** By the UWGB scale, Memphis' starting lineup averaged 1.4.

In the win over Louisiana Tech Dec. 20, Memphis' starting lineup got even younger. The Tigers started Anderson, Douglas-Roberts, Dorsey, freshman **Robert Dozier** and sophomore **Andre Allen**, and that lineup averaged 1.2.

CALIPARI IN MORE ELITE COMPANY

Memphis head coach **John Calipari** is considered among the best active coaches in the country. But, with him guiding the Tigers to a top-five national ranking in the Dec. 12 poll, Calipari can place his name among the top coaches historically.

Calipari is one of 13 coaches in NCAA Division I history to guide two different schools to a top-five ranking. The Moon, Pa., native directed UMass to the No. 1 spot in 1995 and 1996, and took this year's Tigers to as high as No. 3. The following lists the coaches that have accomplished this feat (NCAA Record Book and AP poll; coaches listed in alphabetical order):

| Coach | Year(s)* | Highest Rank |
|----------------|------------------------|--------------|
| Schools | | |
| Rick Barnes | | |
| Clemson | 1997 | No. 2 |
| Texas | 2003, 06 | No. 2 |
| Larry Brown | | |
| UCLA | 1981 | No. 3 |
| Kansas | 1986 | No. 2 |
| John Calipari | | |
| Massachusetts | 1995, 96 | No. 1 |
| Memphis | 2006 | No. 3 |
| Lefty Driesell | | |
| Davidson | 1969 | No. 2 |
| Maryland | 1973, 74, 75, 76 | No. 2 |
| Terry Holland | | |
| Davidson | 1970 | No. 4 |
| Virginia | 1981, 82, 83 | No. 1 |
| Frank McGuire | | |
| St. John's | 1950, 52 | No. 1 |
| North Carolina | 1957, 58, 59 | No. 1 |
| South Carolina | 1970 | No. 1 |
| Ralph Miller | | |
| Wichita State | 1964 | No. 1 |
| Iowa | 1966 | No. 4 |
| Oregon State | 1981 | No. 1 |
| Lute Olson | | |
| Iowa | 1982 | No. 5 |
| Arizona | 1988, 89, 98, 2001, 03 | No. 1 |
| Rick Pitino | | |
| Kentucky | 1993, 94, 96 | No. 1 |
| Louisville | 2003 | No. 2 |
| Bill Self | | |
| Illinois | 2002 | No. 2 |
| Kansas | 2004 | No. 1 |

| | | |
|-----------------|--------------------------------|-------|
| Eddie Sutton | | |
| Arkansas | 1978 | No. 1 |
| Kentucky | 1988 | No. 1 |
| Oklahoma State | 1992 | No. 2 |
| Jerry Tarkanian | | |
| Long Beach St. | 1973 | No. 3 |
| UNLV | 1983, 87, 90, 91 | No. 1 |
| Roy Williams | | |
| Kansas | 1990, 93, 94, 95, 96, 97, 2002 | No. 1 |
| North Carolina | 2005 | No. 2 |

* year 1982-83 is listed as 1983 and so on

QUICKEST TO 20 WINS SINCE 1970-71

With its victory over Tulsa Feb. 1, the 2005-06 Tiger squad tied the 1984-85 team for the second-quickest trek to 20 wins. The 1984-85 Tigers recorded their 20th victory in the 22nd game of the season. Last year's Memphis squad did the same.

Only the 1985-86 team reached the 20-win plateau quicker, and it accomplished the feat in only 20 games (20-0 record). The following lists the teams since 1970-71 that reached 20 victories the quickest:

| Team | # of games | Record |
|----------|------------|--------|
| 1985-86 | 20 | 20-0 |
| 2005-06 | 22 | 20-2 |
| 1984-85* | 22 | 20-2 |
| 5 teams | 24 | 20-4 |

(2003-04, 2001-02, 1983-84, 1981-82, 1972-73)

* Team advanced to NCAA Final Four

NOT THE FIRST, BUT CLOSE

The No. 3/3 Tigers entered play the week of Jan. 30-Feb. 5 with the chance to become the first top 25 squad to record its 20th victory of the season. Illinois, however, beat Memphis to the punch, winning its 20th game Jan. 31.

Memphis won its 20th game Feb. 1 with its win over Tulsa, and Duke followed the Tigers an hour later and won its 20th contest. The following shows the first three top-25 teams to reach the 20-win plateau this year:

| Team/Record | 20th Win/Date |
|---------------|-------------------------|
| Illinois/20-2 | def. Wis. 66-51/Jan. 31 |
| Memphis/20-2 | def. Tulsa 84-61/Feb. 1 |
| Duke/20-1 | def. BC 83-81/Feb. 1 |

TOP 20-GAME STARTS SINCE 1970-71

With their victory over UAB Jan. 26, the Tigers improved their record to 18-2 overall. The 18-2 mark in the first 20 games is the program's best start since the 1985-86 squad went 20-0 to begin that season.

In the last 35 years (since 1970-71), the 2005-06 team's record of 18-2 tied the 1982-83 and 1984-85 squads for the second-best 20-game start (18-2). The 1976-77, 1981-82 and 1983-84 teams are tied for the fifth-best 20-game start since 1970-71 at 17-3.

The 1972-73 NCAA title game squad was 16-4 in its first 20 games. The previous best 20-game start under head coach John Calipari was 16-4 by the 2001-02 and 2003-04 teams. The following lists the top five 20-game starts since 1970-71:

| | |
|------------|------|
| 1. 1985-86 | 20-0 |
| 2. 2005-06 | 18-2 |
| 1984-85* | 18-2 |
| 1982-83 | 18-2 |
| 5. 1983-84 | 17-3 |
| 1981-82 | 17-3 |
| 1976-77 | 17-3 |

* Team advanced to NCAA Final Four

ANDERSON SELECTED AS RIVALS.COM NATIONAL FRESHMAN OF THE WEEK NOV. 28-DEC. 4

Antonio Anderson was selected the Rivals.com National Freshman of the Week Dec. 6. Anderson was picked for the weekly national honor for his performance from Nov. 28-Dec. 4.

In the Tigers' three games versus Lamar, Jackson State and Cincinnati Nov. 28-Dec. 3, the 6-foot-6 guard averaged 14.0 points, 2.7 rebounds and 2.3 assists. The Lynn, Mass., native shot 56 percent from the field and 66.7 percent from the arc in the three contests.

Anderson's break-out game came in Memphis' 91-81 victory over Cincinnati Dec. 3. He scored a season-high 32 points on 11-of-15 shooting from the field, 7-of-9 from the three-point arc and 3-of-5 from the foul line. The seven three-pointers tied a school single-game record.

WILLIAMS SELECTED AS RIVALS.COM NATIONAL FRESHMAN OF THE WEEK NOV. 20-27

Memphis' **Shawne Williams** was selected the Rivals.com National Freshman of the Week for his play from Nov. 20-27. In the Tigers' two games versus UCLA and Duke in the NIT Season Tip-Off, the 6-foot-9 forward averaged 20.5 points and 7.5 rebounds. The Memphis, Tenn., native shot 57.1 percent from the field and 46.2 percent from the arc in the two contests.

In the UCLA game, Williams set season highs for points (26), field goals (10) and three-pointers (5). Against Duke, Williams converted a clutch three-point play with under a minute to go to tie the game at 67-all.

CARNEY NAMED TO NIT ALL-TOURNAMENT TEAM

Senior **Rodney Carney** was named to the NIT Season Tip-Off All-Tournament Team after he averaged 14.0 points, 4.5 rebounds and 2.3 steals in the four games, but it was his stellar defensive play versus Duke that caught the eyes of many media voters. The Indianapolis, Ind., native shut out Duke All-America guard J.J. Redick in the second half. Redick did not score a point after the break.

“ELITE” TIGERS

A pictorial look at the 2005-06 season

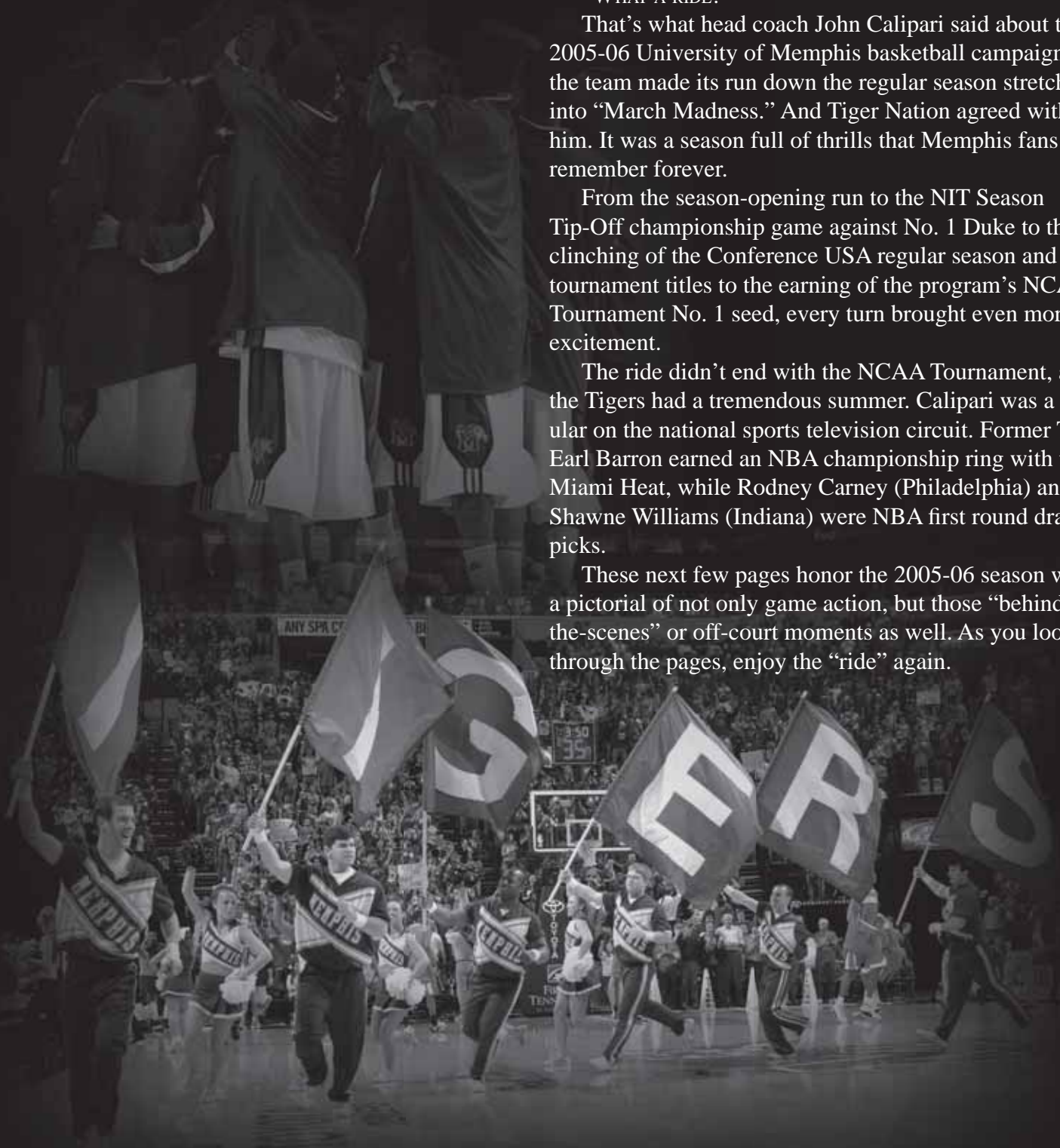
“WHAT A RIDE!”


That’s what head coach John Calipari said about the 2005-06 University of Memphis basketball campaign as the team made its run down the regular season stretch and into “March Madness.” And Tiger Nation agreed with him. It was a season full of thrills that Memphis fans will remember forever.

From the season-opening run to the NIT Season Tip-Off championship game against No. 1 Duke to the clinching of the Conference USA regular season and tournament titles to the earning of the program’s NCAA Tournament No. 1 seed, every turn brought even more excitement.



The ride didn’t end with the NCAA Tournament, as the Tigers had a tremendous summer. Calipari was a regular on the national sports television circuit. Former Tiger Earl Barron earned an NBA championship ring with the Miami Heat, while Rodney Carney (Philadelphia) and Shawne Williams (Indiana) were NBA first round draft picks.




These next few pages honor the 2005-06 season with a pictorial of not only game action, but those “behind-the-scenes” or off-court moments as well. As you look through the pages, enjoy the “ride” again.






2005-06 SEASON





C-USA TOURNAMENT



NCAA TOURNAMENT

2006 NATIONAL POLLS

FINAL ASSOCIATED PRESS

1. Duke
2. Connecticut
3. Villanova
4. **MEMPHIS**
5. Gonzaga
6. Ohio State
7. Boston College
8. UCLA
9. Texas
10. North Carolina
11. Florida
12. Kansas
13. Illinois
14. George Washington
15. Iowa
16. Pittsburgh
17. Washington
18. Tennessee
19. LSU
20. Nevada
21. Syracuse
22. West Virginia
23. Georgetown
24. Oklahoma
25. UAB



FINAL ESPN/USA TODAY COACHES

1. Florida
2. UCLA
3. LSU
4. Connecticut
5. Villanova
6. **MEMPHIS**
7. Duke
8. George Mason
9. Texas
10. Gonzaga
11. Boston College
12. Washington
13. Ohio State
14. North Carolina
15. West Virginia
16. Georgetown
17. Illinois
18. Pittsburgh
19. George Washington
20. Tennessee
21. Wichita State
22. Kansas
23. Iowa
24. Bradley
25. Bucknell



Overall Games

33-4 (19-1 Home • 10-1 Away • 4-2 Neutral)

| Player | GP-GS | Min-Avg | — Total — | | — 3-Point — | | FT-FTA | Pct | — Rebounds — | | | PF-FO | Ast | TO | Blk | Stl | Pts-Avg |
|------------------------------|--------------|-----------------|----------------|-------------|-------------|-------------|--------------|-------------|--------------|------------|------------|-------------|-----------|-----------|-----------|-----------|----------------|
| | | | FG-A | Pct | FG-A | Pct | | | Off-Def | Tot | Avg | | | | | | |
| Rodney Carney | 37-29 | 1007-27.2 | 220-505 | .436 | 102-261 | .391 | 94-132 | .712 | 57-101 | 158 | 4.3 | 84-2 | 47 | 54 | 25 | 49 | 636-17.2 |
| Darius Washington | 35-35 | 927-26.5 | 153-362 | .423 | 45-126 | .357 | 119-152 | .783 | 33-64 | 97 | 2.8 | 62-0 | 110 | 111 | 3 | 45 | 470-13.4 |
| Shawne Williams | 36-34 | 982-27.3 | 156-375 | .416 | 48-154 | .312 | 114-145 | .786 | 62-160 | 222 | 6.2 | 105-3 | 67 | 81 | 49 | 50 | 474-13.2 |
| Chris Douglas-Roberts | 34-25 | 768-22.6 | 102-192 | .531 | 9-29 | .310 | 70-94 | .745 | 44-69 | 113 | 3.3 | 65-0 | 51 | 68 | 15 | 26 | 283-8.3 |
| Antonio Anderson | 37-21 | 1010-27.3 | 88-209 | .421 | 42-115 | .365 | 50-79 | .633 | 42-84 | 126 | 3.4 | 64-2 | 105 | 59 | 10 | 56 | 268-7.2 |
| Joey Dorsey | 37-35 | 782-21.1 | 106-168 | .631 | 0-0 | .000 | 42-107 | .393 | 115-163 | 278 | 7.5 | 137-8 | 31 | 43 | 66 | 44 | 254-6.9 |
| Robert Dozier | 37-3 | 679-18.4 | 69-171 | .404 | 6-27 | .222 | 63-84 | .750 | 86-117 | 203 | 5.5 | 72-1 | 22 | 44 | 42 | 21 | 207-5.6 |
| Kareem Cooper | 28-1 | 311-11.1 | 51-97 | .526 | 1-3 | .333 | 21-25 | .840 | 38-49 | 87 | 3.1 | 52-1 | 11 | 28 | 6 | 5 | 124-4.4 |
| Andre Allen | 37-1 | 579-15.6 | 54-141 | .383 | 20-56 | .357 | 24-53 | .453 | 15-45 | 60 | 1.6 | 60-1 | 111 | 58 | 6 | 51 | 152-4.1 |
| Waki Williams | 34-1 | 227-6.7 | 25-42 | .595 | 1-1 | 1.000 | 14-23 | .609 | 24-23 | 47 | 1.4 | 33-0 | 5 | 15 | 8 | 8 | 65-1.9 |
| Clyde Wade | 14-0 | 32-2.3 | 7-12 | .583 | 2-4 | .500 | 4-7 | .571 | 2-2 | 4 | 0.3 | 3-0 | 2 | 3 | 0 | 3 | 20-1.4 |
| Jared Sandridge | 11-0 | 22-2.0 | 2-10 | .200 | 1-7 | .143 | 0-0 | .000 | 0-0 | 0 | 0.0 | 2-0 | 1 | 2 | 0 | 2 | 5-0.5 |
| Travis Long | 12-0 | 16-1.3 | 1-3 | .333 | 0-0 | .000 | 0-0 | .000 | 0-4 | 4 | 0.3 | 1-0 | 1 | 1 | 1 | 0 | 2-0.2 |
| Simplice Njoya | 10-0 | 42-4.2 | 0-4 | .000 | 0-0 | .000 | 1-2 | .500 | 3-9 | 12 | 1.2 | 15-0 | 0 | 0 | 4 | 1 | 1-0.1 |
| Chance McGrady | 11-0 | 16-1.5 | 0-0 | .000 | 0-0 | .000 | 0-0 | .000 | 0-2 | 2 | 0.2 | 0-0 | 2 | 1 | 0 | 0 | 0-0.0 |
| Team | | | | | | | | | 47-68 | 115 | 3.1 | 2- | | 7 | | | |
| Total | 37- | 7400- | 1034-2291 | .451 | 277-783 | .354 | 616-903 | .682 | 568-960 | 1528 | 41.3 | 757-18 | 566 | 575 | 235 | 361 | 2961-80.0 |
| Opponents | 37- | 7400- | 795-2094 | .380 | 197-651 | .303 | 635-913 | .696 | 463-818 | 1281 | 34.6 | 758- | 441 | 656 | 107 | 259 | 2422-65.5 |

| Score By Periods | 1st | 2nd | Total | Deadball Rebounds | Off | Def | Total |
|------------------|------|------|--------|-------------------|-----|-----|-------|
| Memphis | 1451 | 1510 | — 2961 | Memphis | 135 | 10 | — 145 |
| Opponents | 1157 | 1265 | — 2422 | Opponents | 143 | 24 | — 167 |

Conference USA Games

13-1 (7-0 Home • 6-1 Away)/1st place

| Player | GP-GS | Min-Avg | — Total — | | — 3-Point — | | FT-FTA | Pct | — Rebounds — | | | PF-FO | Ast | TO | Blk | Stl | Pts-Avg |
|------------------------------|--------------|-----------------|--------------|-------------|-------------|-------------|--------------|-------------|--------------|-----------|------------|-------------|-----------|-----------|----------|-----------|----------------|
| | | | FG-A | Pct | FG-A | Pct | | | Off-Def | Tot | Avg | | | | | | |
| Rodney Carney | 14-13 | 380-27.1 | 85-194 | .438 | 38-95 | .400 | 44-57 | .772 | 23-32 | 55 | 3.9 | 33-1 | 21 | 22 | 11 | 18 | 252-18.0 |
| Darius Washington | 14-14 | 384-27.4 | 66-159 | .415 | 25-66 | .379 | 45-59 | .763 | 15-26 | 41 | 2.9 | 26-0 | 37 | 43 | 1 | 22 | 202-14.4 |
| Shawne Williams | 13-12 | 357-27.5 | 45-122 | .369 | 12-44 | .273 | 43-52 | .827 | 19-61 | 80 | 6.2 | 37-1 | 20 | 31 | 20 | 17 | 145-11.2 |
| Chris Douglas-Roberts | 14-13 | 329-23.5 | 39-75 | .520 | 3-9 | .333 | 33-47 | .702 | 19-29 | 48 | 3.4 | 25-0 | 22 | 28 | 9 | 13 | 114-8.1 |
| Antonio Anderson | 14-2 | 338-24.1 | 30-80 | .375 | 13-42 | .310 | 27-39 | .692 | 21-29 | 50 | 3.6 | 22-1 | 39 | 18 | 3 | 23 | 100-7.1 |
| Joey Dorsey | 14-13 | 286-20.4 | 38-51 | .745 | 0-0 | .000 | 17-41 | .415 | 35-53 | 88 | 6.3 | 50-4 | 11 | 14 | 23 | 13 | 93-6.6 |
| Robert Dozier | 14-2 | 280-20.0 | 26-56 | .464 | 4-10 | .400 | 34-48 | .708 | 33-38 | 71 | 5.1 | 26-0 | 11 | 12 | 16 | 9 | 90-6.4 |
| Kareem Cooper | 10-0 | 115-11.5 | 18-33 | .545 | 0-0 | .000 | 7-8 | .875 | 16-26 | 42 | 4.2 | 16-0 | 4 | 6 | 3 | 1 | 43-4.3 |
| Andre Allen | 14-0 | 201-14.4 | 17-47 | .362 | 4-19 | .211 | 14-25 | .560 | 7-13 | 20 | 1.4 | 25-1 | 46 | 22 | 2 | 19 | 52-3.7 |
| Waki Williams | 13-1 | 91-7.0 | 10-18 | .556 | 1-1 | 1.000 | 8-9 | .889 | 8-16 | 24 | 1.8 | 16-0 | 0 | 6 | 3 | 4 | 29-2.2 |
| Clyde Wade | 5-0 | 13-2.6 | 3-5 | .600 | 1-3 | .333 | 1-2 | .500 | 0-0 | 0 | 0.0 | 2-0 | 1 | 0 | 0 | 1 | 8-1.6 |
| Jared Sandridge | 4-0 | 8-2.0 | 1-2 | .500 | 1-1 | 1.000 | 0-0 | .000 | 0-0 | 0 | 0.0 | 1-0 | 1 | 1 | 0 | 0 | 3-0.8 |
| Travis Long | 4-0 | 7-1.8 | 1-2 | .500 | 0-0 | .000 | 0-0 | .000 | 0-1 | 1 | 0.3 | 0-0 | 1 | 0 | 0 | 0 | 2-0.5 |
| Chance McGrady | 3-0 | 6-2.0 | 0-0 | .000 | 0-0 | .000 | 0-0 | .000 | 0-1 | 1 | 0.3 | 0-0 | 0 | 1 | 0 | 0 | 0-0.0 |
| Simplice Njoya | 2-0 | 5-2.5 | 0-2 | .000 | 0-0 | .000 | 0-0 | .000 | 2-2 | 4 | 2.0 | 2-0 | 0 | 0 | 0 | 0 | 0-0.0 |
| Team | | | | | | | | | 19-18 | 37 | 2.6 | 1- | | 1 | | | |
| Total | 14- | 2800- | 379-846 | .448 | 102-290 | .352 | 273-387 | .705 | 217-345 | 562 | 40.1 | 282-8 | 214 | 205 | 91 | 140 | 1133-80.9 |
| Opponents | 14- | 2800- | 310-773 | .401 | 65-217 | .300 | 222-331 | .671 | 163-303 | 466 | 33.3 | 303- | 168 | 244 | 28 | 95 | 907-64.8 |

| Score By Periods | 1st | 2nd | Total | Deadball Rebounds | Off | Def | Total |
|------------------|-----|-----|--------|-------------------|-----|-----|-------|
| Memphis | 551 | 582 | — 1133 | Memphis | 51 | 3 | — 54 |
| Opponents | 451 | 456 | — 907 | Opponents | 61 | 10 | — 71 |

Bold indicates players returning in 2006-07



RECORD SUMMARY

| | OVERALL | HOME | AWAY | NETURAL |
|----------------------|----------------|-------------|-------------|----------------|
| All Games | 33-4 | 19-1 | 10-1 | 4-2 |
| Conference USA Games | 13-1 | 7-0 | 6-1 | 0-0 |
| Nonconference Games | 20-3 | 12-1 | 4-0 | 4-2 |

| DATE | OPPONENT | SCORE | HIGH SCORER | HIGH REBOUNDER | ATT. | RECORD |
|-------------|----------------------|--------------|--|---|-------------|---------------|
| 11/15/05 | #Wisconsin-Milwaukee | W, 79-52 | (17) Rodney Carney (17) Shawne Williams | (9) Rodney Carney | 10165 | 1-0 |
| 11/17/05 | #at Alabama | W, 87-76 | (23) Darius Washington | (7) Joey Dorsey | 4522 | 2-0 |
| 11/23/05 | #vs UCLA | W, 88-80 | (26) Shawne Williams | (9) Joey Dorsey | 9766 | 3-0 |
| 11/25/05 | #vs Duke | L, 67-70 | (15) Shawne Williams | (8) Shawne Williams | 12129 | 3-1 |
| 11/28/05 | Lamar | W, 108-83 | (23) Chris Douglas-Roberts | (13) Joey Dorsey | 11244 | 4-1 |
| 11/30/05 | Jackson State | W, 97-70 | (25) Rodney Carney | (12) Robert Dozier | 12384 | 5-1 |
| 12/3/05 | at Cincinnati | W, 91-81 | (32) Antonio Anderson | (7) Robert Dozier (7) Joey Dorsey | 9440 | 6-1 |
| 12/10/05 | at Providence | W, 97-89 | (20) Darius Washington | (10) Joey Dorsey | 8665 | 7-1 |
| 12/17/05 | at Ole Miss | W, 72-49 | (19) Rodney Carney | (9) Shawne Williams | 8037 | 8-1 |
| 12/20/05 | Louisiana Tech | W, 76-58 | (37) Rodney Carney | (10) Rodney Carney | 13761 | 9-1 |
| 12/27/05 | Gonzaga | W, 83-72 | (22) Darius Washington | (11) Shawne Williams | 18208 | 10-1 |
| 12/30/05 | Purdue | W, 90-70 | (16) Chris Douglas-Roberts (16) Joey Dorsey | (13) Joey Dorsey | 16835 | 11-1 |
| 1/2/06 | Texas | L, 58-69 | (22) Rodney Carney | (8) Joey Dorsey (8) Robert Dozier (8) Darius Washington | 18035 | 11-2 |
| 1/4/06 | Middle Tennessee | W, 83-50 | (19) Rodney Carney | (9) Joey Dorsey | 13525 | 12-2 |
| 1/8/06 | Winthrop | W, 73-63 | (21) Rodney Carney | (6) Rodney Carney (6) Shawne Williams | 14171 | 13-2 |
| 1/11/06 | *at East Carolina | W, 77-67 | (27) Rodney Carney | (12) Shawne Williams | 7553 | 14-2, 1-0 |
| 1/14/06 | *SMU | W, 73-53 | (15) Rodney Carney | (8) Joey Dorsey | 14443 | 15-2, 2-0 |
| 1/18/06 | Tennessee | W, 88-79 | (22) Rodney Carney | (14) Shawne Williams | 18144 | 16-2 |
| 1/21/06 | *at Southern Miss | W, 85-68 | (20) Darius Washington | (5) Chris Douglas-Roberts (5) Joey Dorsey (5) Robert Dozier | 6412 | 17-2, 3-0 |
| 1/26/06 | *UAB | W, 73-66 | (26) Darius Washington | (16) Joey Dorsey | 15529 | 18-2, 4-0 |
| 1/28/06 | *UCF | W, 94-61 | (26) Rodney Carney | (5) Antonio Anderson (5) Joey Dorsey | 15177 | 19-2, 5-0 |
| 2/1/06 | *at Tulsa | W, 84-61 | (22) Darius Washington | (9) Robert Dozier | 6740 | 20-2, 6-0 |
| 2/4/06 | *at Rice | W, 84-79 | (21) Chris Douglas-Roberts | (9) Joey Dorsey | 3710 | 21-2, 7-0 |
| 2/11/06 | *at Marshall | W, 91-81 | (20) Rodney Carney (20) Darius Washington | (15) Robert Dozier | 9048 | 22-2, 8-0 |
| 2/14/06 | *Southern Miss | W, 80-41 | (15) Rodney Carney | (13) Kareem Cooper | 15441 | 23-2, 9-0 |
| 2/18/06 | *at Tulane | W, 105-65 | (24) Rodney Carney | (9) Robert Dozier | 2582 | 24-2, 10-0 |
| 2/22/06 | *UTEP | W, 66-56 | (17) Chris Douglas-Roberts | (7) Shawne Williams | 15073 | 25-2, 11-0 |
| 2/25/06 | *Tulsa | W, 78-67 | (21) Shawne Williams | (10) Joey Dorsey | 17658 | 26-2, 12-0 |
| 3/2/06 | *at UAB | L, 74-80 | (17) Darius Washington | (16) Joey Dorsey | 8500 | 26-3, 12-1 |
| 3/4/06 | *Houston | W, 69-62 | (17) Rodney Carney | (8) Shawne Williams | 17061 | 27-3, 13-1 |
| 3/9/06 | ^Tulane | W, 75-56 | (18) Rodney Carney | (8) Robert Dozier | 11343 | 28-3 |
| 3/10/06 | ^Houston | W, 68-54 | (23) Shawne Williams | (9) Joey Dorsey | 12524 | 29-3 |
| 3/11/06 | ^UAB | W, 57-46 | (18) Shawne Williams | (12) Joey Dorsey | 16607 | 30-3 |
| 3/17/06 | &vs Oral Roberts | W, 94-78 | (19) Rodney Carney | (8) Robert Dozier | 19028 | 31-3 |
| 3/19/06 | &vs Bucknell | W, 72-56 | (13) Antonio Anderson | (6) Joey Dorsey | 19251 | 32-3 |
| 3/23/06 | %vs Bradley | W, 80-64 | (23) Rodney Carney | (11) Joey Dorsey | 19596 | 33-3 |
| 3/25/06 | %vs UCLA | L, 45-50 | (13) Darius Washington | (8) Robert Dozier (8) Shawne Williams | 19689 | 33-4 |

* = Conference USA Game # = NIT Season Tip-Off
 ^ = Conference USA Championship (Memphis, Tenn.) & = NCAA Tournament First/Second Rounds (Dallas, Texas)
 % = NCAA Tournament Oakland Regional (Oakland, Calif.)

ATTENDANCE SUMMARY

| | GAMES | TOTALS | AVG/GAME |
|---------|--------------|---------------|-----------------|
| Home | 20 | 297328 | 14867 |
| Away | 11 | 75209 | 6838 |
| Neutral | 6 | 99459 | 16577 |
| Total | 37 | 471996 | 12757 |



Game #1

UW-Milwaukee 52
Memphis (#12/12) 79

NIT Season Tip-Off 1st Rd • Nov. 15, 2005 • FedExForum • Memphis, Tenn

| UWM | FG-A | 3P-A | FT-A | RB | TP | A | TO | B | S | Min |
|---------------|--------------|-------------|--------------|-----------|-----------|----------|-----------|----------|----------|------------|
| Tucker | 6-14 | 1-4 | 10-14 | 6 | 23 | 1 | 3 | 0 | 0 | 35 |
| McCoy | 0-3 | 0-1 | 1-2 | 2 | 1 | 0 | 1 | 1 | 0 | 13 |
| Tigert | 0-6 | 0-2 | 2-4 | 4 | 2 | 1 | 1 | 1 | 1 | 29 |
| Hill | 1-5 | 0-1 | 0-0 | 5 | 2 | 3 | 3 | 0 | 1 | 25 |
| Davis | 2-7 | 1-4 | 4-4 | 2 | 9 | 0 | 3 | 0 | 1 | 17 |
| Massiah | 0-2 | 0-1 | 2-2 | 3 | 2 | 0 | 0 | 0 | 0 | 17 |
| Smith | 2-11 | 0-1 | 3-4 | 4 | 7 | 0 | 2 | 0 | 0 | 15 |
| Pancratz | 0-0 | 0-0 | 4-4 | 3 | 4 | 1 | 2 | 0 | 1 | 24 |
| Hanson | 0-0 | 0-0 | 0-0 | 0 | 0 | 0 | 1 | 0 | 0 | 1 |
| Wimmer | 0-1 | 0-0 | 0-0 | 0 | 0 | 0 | 1 | 0 | 0 | 4 |
| Hansen | 0-0 | 0-0 | 0-0 | 0 | 0 | 0 | 0 | 0 | 0 | 1 |
| Bendall | 1-3 | 0-0 | 0-0 | 3 | 2 | 0 | 0 | 0 | 0 | 6 |
| Young | 0-1 | 0-0 | 0-0 | 0 | 0 | 0 | 0 | 0 | 0 | 3 |
| Ford | 0-1 | 0-0 | 0-0 | 4 | 0 | 0 | 2 | 0 | 0 | 10 |
| TEAM | | | | 3 | | | | | | |
| Totals | 12-54 | 2-14 | 26-34 | 39 | 52 | 6 | 19 | 2 | 4 | 200 |

| Memphis | FG-A | 3P-A | FT-A | RB | TP | A | TO | B | S | Min |
|---------------|--------------|-------------|--------------|-----------|-----------|-----------|-----------|-----------|-----------|------------|
| Williams, S. | 6-11 | 1-5 | 4-6 | 4 | 17 | 4 | 4 | 3 | 4 | 28 |
| Dorsey | 1-2 | 0-0 | 0-2 | 7 | 2 | 0 | 1 | 4 | 0 | 19 |
| D.-Roberts | 2-7 | 0-1 | 0-1 | 3 | 4 | 2 | 2 | 1 | 1 | 22 |
| Anderson | 0-2 | 0-1 | 0-0 | 3 | 0 | 3 | 0 | 1 | 0 | 28 |
| Washington | 5-9 | 0-1 | 6-7 | 3 | 16 | 4 | 3 | 0 | 2 | 24 |
| Wade | 0-0 | 0-0 | 0-0 | 0 | 0 | 0 | 0 | 0 | 0 | 1 |
| Williams, W. | 0-0 | 0-0 | 0-0 | 0 | 0 | 0 | 0 | 0 | 0 | 1 |
| Dozier | 0-3 | 0-1 | 1-2 | 6 | 1 | 0 | 0 | 1 | 0 | 14 |
| Carney | 6-14 | 5-10 | 0-0 | 9 | 17 | 3 | 2 | 0 | 4 | 29 |
| McGrady | 0-0 | 0-0 | 0-0 | 1 | 0 | 0 | 0 | 0 | 0 | 1 |
| Njoya | 0-0 | 0-0 | 0-0 | 0 | 0 | 0 | 0 | 0 | 0 | 1 |
| Allen | 2-4 | 0-1 | 2-2 | 1 | 6 | 1 | 0 | 0 | 1 | 11 |
| Long | 0-0 | 0-0 | 0-0 | 0 | 0 | 0 | 0 | 0 | 0 | 1 |
| Sandridge | 1-2 | 0-1 | 0-0 | 0 | 2 | 0 | 0 | 0 | 0 | 1 |
| Cooper | 4-7 | 0-0 | 6-6 | 5 | 14 | 0 | 2 | 1 | 0 | 19 |
| TEAM | | | | 3 | | | | | | |
| Totals | 27-61 | 6-21 | 19-26 | 45 | 79 | 17 | 14 | 11 | 12 | 200 |

UW-Milwaukee 28 24 — 52
 Memphis 40 39 — 79
Officials: Hess, Lindsay, Hull
Attendance: 10,165

Game #2

Memphis (#12/12) 87
Alabama (#15/14) 76

NIT Season Tip-Off 2nd Rd • Nov. 17, 2005 • Coleman Coliseum • Tuscaloosa, Ala

| Memphis | FG-A | 3P-A | FT-A | RB | TP | A | TO | B | S | Min |
|---------------|--------------|-------------|--------------|-----------|-----------|-----------|-----------|----------|----------|------------|
| Williams, S. | 1-2 | 0-1 | 5-8 | 3 | 7 | 0 | 2 | 1 | 2 | 22 |
| Carney | 4-10 | 2-5 | 0-0 | 3 | 10 | 0 | 0 | 0 | 0 | 23 |
| Anderson | 3-4 | 2-3 | 0-2 | 6 | 8 | 3 | 2 | 0 | 0 | 28 |
| Dorsey | 4-7 | 0-0 | 1-3 | 7 | 9 | 0 | 0 | 0 | 2 | 17 |
| Washington | 8-18 | 0-1 | 7-9 | 3 | 23 | 6 | 5 | 0 | 0 | 29 |
| Williams, W. | 1-2 | 0-0 | 0-0 | 0 | 2 | 0 | 0 | 0 | 0 | 2 |
| Dozier | 4-9 | 1-2 | 2-2 | 5 | 11 | 2 | 1 | 1 | 1 | 19 |
| D.-Roberts | 4-8 | 0-1 | 1-2 | 4 | 9 | 1 | 2 | 0 | 2 | 25 |
| Njoya | 0-0 | 0-0 | 0-0 | 2 | 0 | 0 | 0 | 0 | 0 | 2 |
| Allen | 0-2 | 0-0 | 0-0 | 3 | 0 | 1 | 0 | 0 | 0 | 13 |
| Cooper | 4-8 | 0-1 | 0-0 | 2 | 8 | 1 | 1 | 0 | 0 | 20 |
| TEAM | | | | 5 | | | | | | |
| Totals | 33-70 | 5-14 | 16-26 | 43 | 87 | 14 | 13 | 2 | 7 | 200 |

| Alabama | FG-A | 3P-A | FT-A | RB | TP | A | TO | B | S | Min |
|---------------|--------------|-------------|--------------|-----------|-----------|-----------|-----------|----------|----------|------------|
| Davis | 5-12 | 0-1 | 5-7 | 3 | 15 | 2 | 4 | 1 | 1 | 29 |
| Brock | 2-4 | 0-0 | 2-4 | 2 | 6 | 0 | 1 | 1 | 0 | 13 |
| Steele | 3-11 | 0-2 | 2-2 | 3 | 8 | 3 | 1 | 0 | 2 | 39 |
| Felix | 2-8 | 1-5 | 2-7 | 6 | 7 | 1 | 2 | 0 | 0 | 25 |
| Davidson | 4-14 | 0-1 | 9-11 | 19 | 17 | 2 | 3 | 4 | 1 | 34 |
| Hollinger | 1-2 | 0-1 | 0-0 | 0 | 2 | 0 | 1 | 0 | 0 | 6 |
| Gee | 1-3 | 0-1 | 0-0 | 3 | 2 | 0 | 1 | 0 | 0 | 15 |
| Hendrix | 0-2 | 0-0 | 1-4 | 5 | 1 | 2 | 3 | 3 | 0 | 15 |
| Jouns | 4-6 | 4-6 | 6-7 | 3 | 18 | 0 | 1 | 0 | 1 | 24 |
| TEAM | | | | 2 | | | | | | |
| Totals | 22-62 | 5-17 | 27-42 | 46 | 76 | 10 | 17 | 9 | 5 | 200 |

Memphis 48 39 — 87
 Alabama 32 44 — 76
Officials: Donato, Driscoll, Blair
Attendance: 4,522

Game #3

UCLA (#16/16) 80
Memphis (#11/11) 88

NIT Season Tip-Off Series • Nov. 23, 2005 • Madison Square Garden • New York, NY

| UCLA | FG-A | 3P-A | FT-A | RB | TP | A | TO | B | S | Min |
|---------------|--------------|-------------|--------------|-----------|-----------|-----------|-----------|----------|----------|------------|
| Bozeman | 3-9 | 0-1 | 5-7 | 5 | 11 | 0 | 1 | 0 | 1 | 32 |
| Mbah a Moute | 1-5 | 0-1 | 2-5 | 7 | 4 | 1 | 4 | 1 | 2 | 29 |
| Hollins | 2-5 | 0-0 | 4-6 | 4 | 8 | 0 | 0 | 3 | 0 | 19 |
| Afflalo | 5-10 | 3-5 | 1-2 | 6 | 14 | 1 | 3 | 0 | 0 | 35 |
| Farmar | 9-20 | 4-9 | 6-8 | 5 | 28 | 7 | 5 | 0 | 2 | 39 |
| Collison | 1-4 | 0-2 | 0-0 | 1 | 2 | 3 | 1 | 0 | 1 | 17 |
| Fey | 5-11 | 0-0 | 3-3 | 4 | 13 | 0 | 0 | 1 | 0 | 21 |
| Roll | 0-3 | 0-0 | 0-0 | 0 | 0 | 0 | 0 | 0 | 1 | 8 |
| TEAM | | | | 5 | | | | | | |
| Totals | 26-67 | 7-18 | 21-31 | 37 | 80 | 12 | 14 | 5 | 7 | 200 |

| Memphis | FG-A | 3P-A | FT-A | RB | TP | A | TO | B | S | Min |
|---------------|--------------|-------------|--------------|-----------|-----------|-----------|-----------|----------|----------|------------|
| Carney | 5-11 | 2-5 | 5-7 | 3 | 17 | 1 | 2 | 1 | 3 | 31 |
| Williams, S. | 10-13 | 5-7 | 1-2 | 7 | 26 | 4 | 4 | 0 | 0 | 32 |
| Dorsey | 3-4 | 0-0 | 1-2 | 9 | 7 | 0 | 0 | 3 | 0 | 25 |
| Anderson | 2-4 | 0-0 | 3-5 | 3 | 7 | 5 | 2 | 0 | 1 | 32 |
| Washington | 6-12 | 0-2 | 4-4 | 3 | 16 | 2 | 4 | 0 | 1 | 33 |
| D.-Roberts | 2-4 | 0-1 | 3-4 | 0 | 7 | 0 | 2 | 0 | 0 | 14 |
| Cooper | 2-4 | 1-1 | 0-1 | 1 | 5 | 0 | 2 | 0 | 0 | 9 |
| Allen | 0-0 | 0-0 | 1-2 | 2 | 1 | 0 | 2 | 0 | 0 | 7 |
| Dozier | 0-4 | 0-1 | 0-0 | 3 | 0 | 0 | 0 | 1 | 0 | 11 |
| Williams, W. | 1-2 | 0-0 | 0-1 | 5 | 2 | 0 | 1 | 0 | 1 | 6 |
| TEAM | | | | 4 | | | | | | |
| Totals | 22-62 | 5-17 | 27-42 | 46 | 76 | 10 | 17 | 9 | 5 | 200 |

UCLA 34 46 — 80
 Memphis 51 37 — 88
Officials: Higgins, Driscoll, Jones
Attendance: 9,766



Despite playing with a deep thigh bruise, Darius Washington Jr. played a tremendous game in the Tigers' NIT Season Tip-Off win at Alabama. In a battle of point guards (Washington vs. Ronald Steele), Washington had 23 points, three boards and six assists.

Game #4

Memphis (#11/11) 67
Duke (#1/1) 70

NIT Season Tip-Off Final • Nov. 25, 2005 • Madison Square Garden • New York, NY

| Duke | FG-A | 3P-A | FT-A | RB | TP | A | TO | B | S | Min |
|---------------|--------------|-------------|--------------|-----------|-----------|-----------|-----------|----------|----------|------------|
| McRoberts | 6-9 | 0-0 | 0-0 | 4 | 12 | 0 | 1 | 0 | 0 | 31 |
| Williams | 11-13 | 0-0 | 8-13 | 8 | 30 | 0 | 1 | 3 | 2 | 39 |
| Paulus | 1-7 | 1-3 | 2-2 | 7 | 5 | 8 | 4 | 0 | 1 | 38 |
| Redick | 4-9 | 3-3 | 4-5 | 2 | 15 | 3 | 3 | 0 | 1 | 36 |
| Dockery | 3-11 | 1-5 | 1-2 | 4 | 8 | 3 | 0 | 0 | 1 | 35 |
| Melchionni | 0-1 | 0-0 | 0-3 | 4 | 0 | 0 | 2 | 0 | 2 | 16 |
| Pocius | 0-1 | 0-1 | 0-0 | 0 | 0 | 0 | 0 | 0 | 1 | 5 |
| TEAM | | | | 5 | | | | | | |
| Totals | 25-51 | 5-12 | 15-25 | 34 | 70 | 14 | 12 | 3 | 8 | 200 |

| Memphis | FG-A | 3P-A | FT-A | RB | TP | A | TO | B | S | Min |
|---------------|--------------|-------------|-------------|-----------|-----------|-----------|-----------|----------|----------|------------|
| Carney | 4-10 | 1-4 | 3-5 | 3 | 12 | 1 | 0 | 1 | 3 | 31 |
| Williams, S. | 6-15 | 1-6 | 2-3 | 8 | 15 | 1 | 2 | 0 | 0 | 23 |
| Dorsey | 3-4 | 0-0 | 0-1 | 4 | 6 | 0 | 3 | 2 | 1 | 14 |
| Anderson | 2-9 | 1-6 | 1-2 | 1 | 6 | 6 | 1 | 0 | 1 | 33 |
| Washington | 4-11 | 2-4 | 1-2 | 2 | 11 | 1 | 0 | 0 | 1 | 29 |
| Cooper | 3-5 | 0-0 | 0-0 | 5 | 6 | 0 | 2 | 0 | 0 | 12 |
| Dozier | 0-4 | 0-2 | 0-0 | 6 | 0 | 1 | 2 | 3 | 0 | 17 |
| D.-Roberts | 4-4 | 1-1 | 0-0 | 1 | 9 | 1 | 1 | 0 | 0 | 16 |
| Allen | 1-4 | 0-0 | 0-0 | 2 | 2 | 2 | 1 | 0 | 3 | 11 |
| Njoya | 0-0 | 0-0 | 0-0 | 3 | 0 | 0 | 0 | 0 | 0 | 14 |
| TEAM | | | | 5 | | | | | | |
| Totals | 27-66 | 6-23 | 7-13 | 40 | 67 | 13 | 13 | 6 | 9 | 200 |

Duke 42 28 — 70
 Memphis 41 26 — 67
Officials: Burr, Haney, Cahill
Attendance: 12,129

Game #5

Lamar 83
Memphis (#9/9) 108

Nov. 28, 2005 • FedExForum • Memphis, Tenn

| Lamar | FG-A | 3P-A | FT-A | RB | TP | A | TO | B | S | Min |
|---------------|--------------|-------------|--------------|-----------|-----------|-----------|-----------|----------|-----------|------------|
| Daniels | 13-29 | 6-17 | 9-11 | 8 | 41 | 6 | 4 | 0 | 3 | 40 |
| Goodwin | 2-8 | 0-1 | 0-2 | 7 | 4 | 2 | 4 | 1 | 2 | 24 |
| Fairley | 3-3 | 0-0 | 0-0 | 1 | 6 | 1 | 0 | 1 | 1 | 12 |
| Chappell | 0-3 | 0-3 | 0-2 | 1 | 0 | 2 | 1 | 0 | 1 | 20 |
| Barrow | 5-14 | 1-4 | 4-5 | 2 | 15 | 3 | 5 | 1 | 2 | 38 |
| Beard | 1-4 | 0-0 | 0-0 | 3 | 2 | 2 | 2 | 0 | 0 | 15 |
| Whittle | 1-5 | 1-3 | 3-6 | 1 | 6 | 3 | 1 | 0 | 3 | 17 |
| Burchett | 0-0 | 0-0 | 0-0 | 0 | 0 | 0 | 0 | 0 | 0 | 6 |
| Grant | 3-4 | 0-0 | 0-0 | 1 | 6 | 0 | 1 | 2 | 0 | 18 |
| Nwevo | 1-2 | 0-0 | 1-4 | 2 | 3 | 0 | 0 | 0 | 0 | 10 |
| TEAM | | | | 6 | | | | | | |
| Totals | 29-72 | 8-28 | 17-30 | 32 | 83 | 19 | 19 | 5 | 12 | 200 |

| Memphis | FG-A | 3P-A | FT-A | RB | TP | A | TO | B | S | Min |
|--------------|------|------|-------|----|----|---|----|---|---|-----|
| Williams, S. | 7-17 | 1-5 | 6-7 | 10 | 21 | 5 | 4 | 1 | 2 | 32 |
| Carney | 7-14 | 2-7 | 5-8 | 4 | 21 | 1 | 3 | 1 | 2 | 20 |
| Dorsey | 4-6 | 0-0 | 1-8 | 13 | 9 | 0 | 1 | 5 | 2 | 19 |
| D.-Roberts | 7-11 | 1-2 | 8-8 | 8 | 23 | 2 | 1 | 0 | 1 | 30 |
| Anderson | 1-5 | 1-2 | 1-3 | 4 | 4 | 1 | 4 | 1 | 1 | 18 |
| Wade | 1-1 | 0-0 | 1-1 | 2 | 3 | 1 | 1 | 0 | 1 | 4 |
| Williams, W. | 1-2 | 0-0 | 0-2 | 2 | 2 | 1 | 0 | 0 | 0 | 9 |
| Dozier | 7-12 | 0-0 | 0-0 | 11 | 14 | 2 | 2 | 1 | 0 | 20 |
| McGrady | 0-0 | 0-0 | 0-0</ | | | | | | | |

Game #6

Jackson State 70
Memphis (#9/9) 97

Nov. 30, 2005 • FedExForum • Memphis, Tenn.

| Jackson St. | FG-A | 3P-A | FT-A | RB | TP | A | TO | B | S | Min |
|---------------|--------------|--------------|--------------|-----------|-----------|-----------|-----------|----------|-----------|------------|
| Young | 2-15 | 0-2 | 4-4 | 6 | 8 | 2 | 0 | 0 | 1 | 32 |
| Caldwell | 0-4 | 0-0 | 0-0 | 4 | 0 | 0 | 2 | 0 | 0 | 14 |
| Givens | 5-11 | 4-9 | 0-0 | 1 | 14 | 3 | 1 | 1 | 0 | 26 |
| Wallace | 1-6 | 1-3 | 1-2 | 3 | 4 | 2 | 2 | 0 | 1 | 24 |
| Johnson | 8-17 | 4-7 | 4-4 | 3 | 24 | 3 | 5 | 0 | 1 | 36 |
| Jones | 0-1 | 0-0 | 0-0 | 0 | 0 | 0 | 0 | 0 | 0 | 5 |
| White | 3-6 | 0-0 | 2-2 | 4 | 8 | 4 | 2 | 0 | 5 | 20 |
| Harris | 0-0 | 0-0 | 0-0 | 0 | 0 | 0 | 0 | 0 | 1 | 2 |
| W.-Parker | 2-2 | 2-2 | 0-0 | 0 | 6 | 0 | 0 | 0 | 1 | 8 |
| Jarrow | 0-2 | 0-0 | 0-0 | 3 | 0 | 0 | 0 | 0 | 0 | 8 |
| Smith | 0-1 | 0-0 | 0-0 | 1 | 0 | 0 | 1 | 1 | 1 | 2 |
| Tompkins | 3-4 | 0-0 | 0-2 | 6 | 6 | 1 | 2 | 1 | 2 | 13 |
| Hassell | 0-3 | 0-0 | 0-0 | 2 | 0 | 0 | 2 | 0 | 0 | 10 |
| TEAM | | | | 2 | | | 1 | | | |
| Totals | 24-72 | 11-23 | 11-14 | 35 | 70 | 15 | 18 | 3 | 13 | 200 |

| Memphis | FG-A | 3P-A | FT-A | RB | TP | A | TO | B | S | Min |
|---------------|--------------|--------------|--------------|-----------|-----------|-----------|-----------|-----------|----------|------------|
| Williams, S. | 7-11 | 3-7 | 0-0 | 4 | 17 | 4 | 1 | 4 | 1 | 25 |
| Carney | 9-17 | 6-11 | 1-2 | 5 | 25 | 2 | 3 | 2 | 0 | 25 |
| Dorsey | 3-5 | 0-0 | 4-6 | 11 | 10 | 2 | 1 | 1 | 1 | 21 |
| Anderson | 2-5 | 2-4 | 0-0 | 2 | 6 | 4 | 2 | 0 | 0 | 30 |
| Washington | 2-5 | 1-3 | 5-7 | 1 | 10 | 6 | 4 | 0 | 0 | 18 |
| Wade | 0-1 | 0-0 | 2-4 | 0 | 2 | 0 | 0 | 0 | 1 | 4 |
| Williams, W. | 3-3 | 0-0 | 0-0 | 2 | 6 | 0 | 2 | 1 | 0 | 11 |
| Dozier | 1-9 | 0-2 | 0-0 | 12 | 2 | 1 | 2 | 5 | 1 | 26 |
| McGrady | 0-0 | 0-0 | 0-0 | 0 | 0 | 1 | 0 | 0 | 0 | 2 |
| Njoya | 0-0 | 0-0 | 0-0 | 0 | 0 | 0 | 0 | 1 | 1 | 2 |
| Allen | 3-5 | 2-2 | 0-0 | 1 | 8 | 4 | 2 | 0 | 3 | 20 |
| Long | 0-0 | 0-0 | 0-0 | 2 | 0 | 0 | 0 | 0 | 0 | 1 |
| Sandridge | 0-1 | 0-1 | 0-0 | 0 | 0 | 0 | 1 | 0 | 1 | 5 |
| Cooper | 2-3 | 0-0 | 7-7 | 4 | 11 | 1 | 3 | 1 | 0 | 10 |
| TEAM | | | | 4 | | | 1 | | | |
| Totals | 32-65 | 14-30 | 19-26 | 48 | 97 | 25 | 22 | 15 | 9 | 200 |

Jackson State 25 45 — 70
 Memphis 45 52 — 97
 Officials: Lusk, Moore, Daily
 Attendance: 12,384

Game #7

Memphis (#9/9) 91
Cincinnati 81

Dec. 3, 2005 • Fifth Third Arena • Cincinnati, Ohio

| Memphis | FG-A | 3P-A | FT-A | RB | TP | A | TO | B | S | Min |
|---------------|--------------|--------------|--------------|-----------|-----------|-----------|-----------|----------|-----------|------------|
| Williams, S. | 7-13 | 3-4 | 2-2 | 5 | 19 | 3 | 1 | 2 | 3 | 19 |
| Carney | 0-4 | 0-3 | 0-0 | 3 | 0 | 0 | 1 | 1 | 0 | 11 |
| Cooper | 4-5 | 0-0 | 0-0 | 3 | 8 | 0 | 3 | 0 | 0 | 19 |
| Anderson | 11-15 | 7-9 | 3-5 | 2 | 32 | 2 | 2 | 0 | 2 | 35 |
| Washington | 3-12 | 1-2 | 5-7 | 6 | 12 | 8 | 5 | 1 | 1 | 30 |
| Williams, W. | 0-0 | 0-0 | 0-0 | 1 | 0 | 0 | 0 | 1 | 0 | 5 |
| Dozier | 1-5 | 0-1 | 2-3 | 7 | 4 | 0 | 1 | 1 | 0 | 23 |
| D.-Roberts | 4-12 | 0-2 | 3-4 | 6 | 11 | 3 | 4 | 1 | 1 | 33 |
| Njoya | 0-0 | 0-0 | 0-0 | 0 | 0 | 0 | 0 | 1 | 0 | 1 |
| Allen | 0-3 | 0-0 | 1-2 | 1 | 1 | 2 | 0 | 0 | 2 | 11 |
| Dorsey | 2-6 | 0-0 | 0-2 | 7 | 4 | 0 | 1 | 0 | 1 | 13 |
| TEAM | | | | 4 | | | | | | |
| Totals | 32-75 | 11-21 | 16-25 | 45 | 91 | 18 | 18 | 8 | 10 | 200 |

| Cincinnati | FG-A | 3P-A | FT-A | RB | TP | A | TO | B | S | Min |
|---------------|--------------|--------------|--------------|-----------|-----------|-----------|-----------|-----------|----------|------------|
| Hicks | 3-11 | 0-0 | 9-14 | 14 | 15 | 0 | 2 | 3 | 0 | 37 |
| McGowan | 3-8 | 0-1 | 2-4 | 6 | 8 | 1 | 1 | 0 | 1 | 30 |
| Kirkland | 4-8 | 2-4 | 0-0 | 3 | 10 | 3 | 3 | 0 | 0 | 27 |
| Downey | 5-11 | 0-3 | 4-4 | 2 | 14 | 2 | 3 | 0 | 1 | 32 |
| White | 4-9 | 1-3 | 8-8 | 6 | 17 | 2 | 5 | 2 | 0 | 32 |
| Tilford | 0-3 | 0-2 | 0-0 | 0 | 0 | 0 | 0 | 0 | 0 | 1 |
| Muhammad | 6-13 | 3-5 | 2-4 | 3 | 17 | 0 | 4 | 0 | 0 | 28 |
| Allen | 0-2 | 0-1 | 0-0 | 4 | 0 | 0 | 1 | 0 | 1 | 11 |
| Coleman | 0-1 | 0-1 | 0-0 | 1 | 0 | 0 | 0 | 0 | 0 | 2 |
| Murray | 0-0 | 0-0 | 0-0 | 0 | 0 | 0 | 0 | 0 | 0 | 0+ |
| TEAM | | | | 3 | | | 1 | | | |
| Totals | 32-65 | 14-30 | 19-26 | 48 | 97 | 25 | 22 | 15 | 9 | 200 |

Memphis 44 47 — 91
 Cincinnati 35 46 — 81
 Officials: Higgins, Kitts, Scagliotta; Attendance: 9,440

Game #8


Memphis (#7/7) 97
Providence 89

Dec. 10, 2005 • Dunkin' Donuts Center • Providence, R.I.

| Memphis | FG-A | 3P-A | FT-A | RB | TP | A | TO | B | S | Min |
|---------------|--------------|--------------|--------------|-----------|-----------|-----------|-----------|----------|----------|------------|
| Williams, S. | 1-5 | 0-3 | 7-10 | 2 | 9 | 2 | 2 | 0 | 0 | 17 |
| Dorsey | 4-5 | 0-0 | 3-6 | 10 | 11 | 3 | 0 | 3 | 1 | 29 |
| D.-Roberts | 5-7 | 3-3 | 3-4 | 5 | 16 | 2 | 4 | 0 | 0 | 31 |
| Anderson | 2-3 | 1-2 | 5-6 | 4 | 10 | 3 | 3 | 0 | 0 | 22 |
| Washington | 7-10 | 2-3 | 4-5 | 3 | 20 | 4 | 2 | 0 | 2 | 30 |
| Williams, W. | 1-1 | 0-0 | 0-0 | 0 | 2 | 0 | 0 | 0 | 0 | 3 |
| Dozier | 2-3 | 0-0 | 3-3 | 1 | 7 | 0 | 2 | 0 | 1 | 20 |
| Carney | 5-13 | 5-11 | 2-2 | 3 | 17 | 3 | 5 | 0 | 1 | 26 |
| Allen | 1-3 | 1-2 | 0-0 | 0 | 3 | 2 | 0 | 0 | 1 | 11 |
| Cooper | 1-2 | 0-0 | 0-0 | 3 | 2 | 1 | 0 | 0 | 2 | 11 |
| TEAM | | | | 2 | | | 1 | | | |
| Totals | 29-52 | 12-24 | 27-36 | 33 | 97 | 20 | 19 | 3 | 8 | 200 |

| Providence | FG-A | 3P-A | FT-A | RB | TP | A | TO | B | S | Min |
|---------------|--------------|-------------|--------------|-----------|-----------|-----------|-----------|----------|-----------|------------|
| McDermott | 1-3 | 0-0 | 3-3 | 3 | 5 | 2 | 0 | 0 | 5 | 19 |
| Burch | 4-9 | 3-6 | 0-0 | 2 | 11 | 2 | 3 | 0 | 1 | 28 |
| Hanke | 8-11 | 0-0 | 2-2 | 3 | 18 | 0 | 2 | 0 | 0 | 18 |
| McGrath | 7-11 | 5-9 | 9-9 | 1 | 28 | 1 | 2 | 0 | 1 | 35 |
| Curry | 1-6 | 1-3 | 1-2 | 2 | 4 | 6 | 2 | 0 | 0 | 32 |
| White | 3-5 | 0-2 | 8-8 | 1 | 14 | 2 | 4 | 0 | 2 | 18 |
| Cross | 0-0 | 0-0 | 0-0 | 0 | 0 | 0 | 0 | 0 | 0 | 0+ |
| Efejuku | 0-2 | 0-1 | 4-6 | 2 | 4 | 0 | 1 | 0 | 1 | 14 |
| Hill | 1-4 | 0-0 | 3-4 | 5 | 5 | 2 | 2 | 1 | 2 | 23 |
| Kale | 0-0 | 0-0 | 0-0 | 0 | 0 | 1 | 0 | 0 | 0 | 13 |
| TEAM | | | | 3 | | | 1 | | | |
| Totals | 25-51 | 9-21 | 30-34 | 22 | 89 | 16 | 17 | 1 | 12 | 200 |

Memphis 45 52 — 97
 Providence 38 51 — 89
 Officials: Donato, Scagliotta, Lindsay
 Attendance: 8,665



In only his seventh game at the collegiate level, freshman Antonio Anderson had a break-out performance vs. Cincinnati. Anderson scored a career-high 32 points and tied a school record with seven treys. He was honored as Rivals.com National Freshman of the Week.

Game #9

Memphis (#5/5) 72
Ole Miss 49

Dec. 17, 2005 • Tad Smith Coliseum • Oxford, Miss.

| Memphis | FG-A | 3P-A | FT-A | RB | TP | A | TO | B | S | Min |
|---------------|--------------|-------------|--------------|-----------|-----------|----------|-----------|----------|----------|------------|
| Williams, S. | 5-14 | 1-6 | 2-3 | 9 | 13 | 1 | 2 | 1 | 0 | 29 |
| Dorsey | 0-3 | 0-0 | 0-0 | 5 | 0 | 0 | 1 | 1 | 0 | 13 |
| D.-Roberts | 3-6 | 0-2 | 0-0 | 2 | 6 | 2 | 4 | 0 | 0 | 28 |
| Anderson | 2-7 | 1-4 | 0-1 | 7 | 5 | 3 | 0 | 0 | 3 | 36 |
| Washington | 2-3 | 1-1 | 0-0 | 1 | 5 | 0 | 1 | 0 | 0 | 8 |
| Williams, W. | 3-3 | 0-0 | 3-3 | 4 | 9 | 0 | 1 | 0 | 2 | 22 |
| Dozier | 2-5 | 0-0 | 2-2 | 7 | 6 | 0 | 0 | 1 | 0 | 14 |
| Carney | 7-15 | 1-5 | 4-7 | 6 | 19 | 0 | 3 | 0 | 3 | 23 |
| Njoya | 0-0 | 0-0 | 0-0 | 0 | 0 | 0 | 0 | 0 | 0 | 2 |
| Allen | 4-8 | 1-1 | 0-1 | 3 | 9 | 3 | 4 | 0 | 3 | 25 |
| TEAM | | | | 6 | | | | | | |
| Totals | 28-64 | 5-19 | 11-17 | 50 | 72 | 9 | 15 | 4 | 9 | 200 |

| Ole Miss | FG-A | 3P-A | FT-A | RB | TP | A | TO | B | S | Min |
|---------------|--------------|-------------|--------------|-----------|-----------|----------|-----------|----------|----------|------------|
| Parnell | 1-2 | 0-0 | 2-3 | 2 | 4 | 0 | 0 | 0 | 0 | 23 |
| Curtis | 2-7 | 0-0 | 2-2 | 5 | 6 | 0 | 2 | 1 | 1 | 31 |
| Abernethy | 2-8 | 2-6 | 0-0 | 4 | 6 | 1 | 4 | 0 | 0 | 33 |
| Nolen | 1-5 | 0-2 | 2-4 | 3 | 4 | 0 | 3 | 0 | 0 | 15 |
| Patterson | 0-3 | 0-3 | 1-3 | 2 | 1 | 3 | 0 | 1 | 0 | 27 |
| Smith, B. | 1-3 | 1-3 | 0-0 | 0 | 3 | 0 | 0 | 0 | 2 | 4 |
| Sanders | 4-12 | 2-7 | 3-6 | 2 | 13 | 0 | 3 | 1 | 2 | 26 |
| Doyno | 1-5 | 0-2 | 0-0 | 5 | 2 | 2 | 1 | 0 | 0 | 11 |
| Hansbro | 0-2 | 0-2 | 0-0 | 0 | 0 | 0 | 0 | 0 | 0 | 7 |
| Hampton | 3-5 | 0-0 | 2-4 | 2 | 8 | 2 | 2 | 0 | 0 | 15 |
| Smith, M. | 1-2 | 0-1 | 0-0 | 1 | 2 | 0 | 0 | 0 | 0 | 8 |
| TEAM | | | | 7 | | | | | | |
| Totals | 16-54 | 5-26 | 12-22 | 33 | 49 | 8 | 15 | 3 | 5 | 200 |

Memphis 39 33 — 72
 Ole Miss 26 23 — 49
 Officials: Caldwell, Hampton, Crawford
 Attendance: 8,037

Game #10

Louisiana Tech 58
Memphis (#4/4) 76

Dec. 20, 2005 • FedExForum • Memphis, Tenn.

| La. Tech | FG-A | 3P-A | FT-A | RB | TP | A | TO | B | S | Min |
|---------------|--------------|-------------|--------------|-----------|-----------|-----------|-----------|----------|-----------|------------|
| Wilds | 3-5 | 2-4 | 0-0 | 2 | 8 | 1 | 0 | 0 | 1 | 14 |
| Millsap | 10-19 | 0-0 | 7-9 | 12 | 27 | 1 | 4 | 3 | 2 | 40 |
| Haskins | 3-8 | 0-1 | 0-0 | 4 | 6 | 9 | 7 | 0 | 1 | 33 |
| Elliott | 2-6 | 1-5 | 3-4 | 3 | 8 | 1 | 3 | 0 | 1 | 24 |
| Richardson | 0-2 | 0-0 | 2-2 | 1 | 2 | 2 | 1 | 0 | 1 | 21 |
| McKenzie | 0-2 | 0-2 | 0-0 | 7 | 0 | 2 | 5 | 1 | 0 | 26 |
| Washington | 0-2 | 0-1 | 0-0 | 0 | 0 | 1 | 1 | 0 | 1 | 7 |
| McDowell | 0-6 | 0-5 | 0-0 | 3 | 0 | 1 | 2 | 0 | 3 | 12 |
| Ibrahim | 0-0 | 0-0 | 0-0 | 0 | 0 | 0 | 0 | 0 | 0 | 3 |
| Disy | 0-0 | 0-0 | 0-0 | 0 | 0 | 0 | 0 | 0 | 0 | 3 |
| Dean | 3-5 | 1-2 | 0-0 | 0 | 7 | 1 | 3 | 0 | 1 | 17 |
| TEAM | | | | 4 | | | 1 | | | |
| Totals | 21-55 | 4-20 | 12-15 | 36 | 58 | 19 | 27 | 4 | 11 | 200 |

| Memphis | FG-A | 3P-A | FT-A | RB | |
|---------|------|------|------|----|--|
|---------|------|------|------|----|--|



Before 18,000 Tiger fans and a national television audience, freshman Shawne Williams posted a double-double of 14 points and 11 rebounds in Memphis' 83-72 win over Gonzaga. Williams also played well on the defensive end, holding Adam Morrison scoreless the last nine minutes of the game.

Game #12

Purdue 70
Memphis (#4/4) 90
 Dec. 30, 2005 • FedExForum • Memphis, Tenn.

| Purdue | FG-A | 3P-A | FT-A | RB | TP | A | TO | B | S | Min |
|---------------|--------------|-------------|--------------|-----------|-----------|-----------|-----------|----------|----------|------------|
| Minnoy | 2-4 | 0-0 | 1-2 | 6 | 5 | 3 | 4 | 0 | 1 | 22 |
| Kiefer | 5-11 | 1-2 | 2-2 | 6 | 13 | 0 | 2 | 0 | 2 | 22 |
| Lutz | 4-11 | 3-6 | 2-2 | 3 | 13 | 2 | 2 | 0 | 0 | 38 |
| Dillon | 0-2 | 0-1 | 0-1 | 2 | 0 | 2 | 4 | 0 | 1 | 28 |
| Green | 3-7 | 1-4 | 2-2 | 0 | 9 | 2 | 2 | 1 | 1 | 24 |
| Hartley | 0-0 | 0-0 | 0-0 | 1 | 0 | 3 | 0 | 0 | 1 | 9 |
| Riddell | 0-0 | 0-0 | 2-2 | 0 | 2 | 0 | 0 | 0 | 0 | 1 |
| Spates | 4-7 | 2-4 | 0-0 | 0 | 10 | 2 | 2 | 0 | 1 | 24 |
| White | 3-9 | 0-0 | 7-9 | 7 | 13 | 0 | 5 | 1 | 1 | 19 |
| Carroll | 2-2 | 0-0 | 1-1 | 1 | 5 | 0 | 0 | 0 | 0 | 4 |
| Ware | 0-1 | 0-0 | 0-4 | 2 | 0 | 0 | 3 | 1 | 0 | 9 |
| TEAM | | | | 2 | | | 1 | | | |
| Totals | 23-54 | 7-17 | 17-25 | 30 | 70 | 14 | 25 | 3 | 8 | 200 |

| Memphis | FG-A | 3P-A | FT-A | RB | TP | A | TO | B | S | Min |
|---------------|--------------|-------------|--------------|-----------|-----------|-----------|-----------|----------|-----------|------------|
| Williams, S. | 6-9 | 3-5 | 0-0 | 3 | 15 | 2 | 1 | 0 | 1 | 19 |
| Dorsey | 6-10 | 0-0 | 4-5 | 13 | 16 | 3 | 3 | 3 | 1 | 30 |
| D.-Roberts | 6-11 | 0-1 | 4-4 | 2 | 16 | 3 | 2 | 1 | 4 | 32 |
| Anderson | 2-3 | 1-1 | 0-0 | 2 | 5 | 3 | 2 | 0 | 4 | 27 |
| Washington | 4-9 | 0-2 | 1-1 | 1 | 9 | 2 | 0 | 0 | 0 | 18 |
| Wade | 1-1 | 1-1 | 0-0 | 0 | 3 | 0 | 1 | 0 | 0 | 2 |
| Williams, W. | 1-3 | 0-0 | 0-0 | 1 | 2 | 1 | 2 | 0 | 2 | 10 |
| Dozier | 4-11 | 1-2 | 2-3 | 4 | 11 | 0 | 3 | 1 | 2 | 21 |
| Carney | 3-11 | 1-3 | 1-2 | 4 | 8 | 0 | 2 | 1 | 0 | 18 |
| McGrady | 0-0 | 0-0 | 0-0 | 0 | 0 | 1 | 0 | 0 | 0 | 0 |
| Allen | 2-3 | 0-0 | 1-2 | 4 | 5 | 4 | 3 | 1 | 0 | 20 |
| Long | 0-0 | 0-0 | 0-0 | 0 | 0 | 0 | 0 | 0 | 0 | 1 |
| Sandridge | 0-0 | 0-0 | 0-0 | 0 | 0 | 0 | 0 | 0 | 0 | 1 |
| TEAM | | | | 7 | | | | | | |
| Totals | 35-71 | 7-15 | 13-17 | 41 | 90 | 19 | 21 | 7 | 14 | 200 |

Purdue 26 44 — 70
 Memphis 45 45 — 90
Officials: Hightower, Welmer, O'Neill
Attendance: 16,835

Game #14

Middle Tennessee 50
Memphis (#4/4) 83
 Jan. 4, 2006 • FedExForum • Memphis, Tenn.

| MTSU | FG-A | 3P-A | FT-A | RB | TP | A | TO | B | S | Min |
|---------------|--------------|-------------|--------------|-----------|-----------|-----------|-----------|----------|----------|------------|
| Morrison | 2-4 | 0-1 | 7-9 | 4 | 11 | 0 | 4 | 0 | 2 | 26 |
| Blue | 4-10 | 0-1 | 1-1 | 5 | 9 | 1 | 1 | 2 | 1 | 25 |
| Young | 2-6 | 0-0 | 1-2 | 4 | 5 | 1 | 4 | 1 | 0 | 22 |
| Cuyler | 0-8 | 0-6 | 3-4 | 2 | 3 | 2 | 3 | 0 | 0 | 30 |
| Vogelsberg | 1-3 | 1-2 | 0-0 | 0 | 3 | 2 | 4 | 0 | 0 | 20 |
| Howard | 2-7 | 1-2 | 3-4 | 5 | 8 | 2 | 5 | 1 | 1 | 17 |
| O'Neil | 0-0 | 0-0 | 0-0 | 1 | 0 | 2 | 2 | 0 | 0 | 9 |
| Kanaskie | 1-3 | 1-3 | 0-0 | 0 | 3 | 2 | 0 | 0 | 0 | 22 |
| Lake | 2-3 | 0-1 | 0-0 | 0 | 4 | 0 | 1 | 0 | 1 | 12 |
| Hudson | 2-6 | 0-0 | 0-0 | 5 | 4 | 1 | 1 | 2 | 1 | 17 |
| TEAM | | | | 7 | | | | | | |
| Totals | 16-50 | 3-16 | 15-20 | 33 | 50 | 13 | 25 | 6 | 6 | 200 |

| Memphis | FG-A | 3P-A | FT-A | RB | TP | A | TO | B | S | Min |
|---------------|--------------|-------------|--------------|-----------|-----------|-----------|-----------|----------|-----------|------------|
| Williams, S. | 0-4 | 0-0 | 2-2 | 3 | 2 | 3 | 1 | 0 | 1 | 17 |
| Carney | 8-17 | 3-9 | 0-2 | 1 | 19 | 1 | 1 | 0 | 3 | 23 |
| Dorsey | 7-7 | 0-0 | 0-1 | 9 | 14 | 0 | 0 | 6 | 3 | 23 |
| D.-Roberts | 2-5 | 0-1 | 4-4 | 6 | 8 | 2 | 2 | 0 | 0 | 27 |
| Washington | 1-4 | 1-3 | 0-0 | 3 | 3 | 5 | 1 | 0 | 2 | 20 |
| Williams, W. | 0-0 | 0-0 | 2-2 | 1 | 2 | 0 | 0 | 0 | 0 | 4 |
| Dozier | 4-6 | 0-1 | 4-5 | 6 | 12 | 0 | 2 | 1 | 2 | 22 |
| Anderson | 4-7 | 1-2 | 4-4 | 2 | 13 | 2 | 2 | 0 | 4 | 31 |
| Allen | 2-4 | 1-2 | 1-2 | 1 | 6 | 5 | 4 | 0 | 1 | 21 |
| Cooper | 2-6 | 0-0 | 0-1 | 2 | 4 | 0 | 1 | 0 | 0 | 12 |
| TEAM | | | | 4 | | | | | | |
| Totals | 30-60 | 6-18 | 17-23 | 38 | 83 | 18 | 14 | 7 | 16 | 200 |

Middle Tennessee 26 24 — 50
 Memphis 40 43 — 83
Officials: Olson, Harris, Pyatt
Attendance: 13,525

Game #11

Gonzaga (#8/8) 72
Memphis (#4/4) 83
 Dec. 27, 2005 • FedExForum • Memphis, Tenn.

| Gonzaga | FG-A | 3P-A | FT-A | RB | TP | A | TO | B | S | Min |
|---------------|--------------|-------------|--------------|-----------|-----------|-----------|-----------|----------|----------|------------|
| Morrison | 9-20 | 4-6 | 12-12 | 5 | 34 | 3 | 1 | 0 | 0 | 37 |
| Mallon | 1-6 | 0-0 | 2-3 | 5 | 4 | 2 | 1 | 0 | 0 | 27 |
| Batista | 5-13 | 0-0 | 5-8 | 8 | 15 | 1 | 2 | 0 | 0 | 35 |
| Raivio | 3-12 | 2-8 | 0-0 | 1 | 8 | 4 | 2 | 0 | 2 | 38 |
| Knight | 0-1 | 0-0 | 0-0 | 1 | 0 | 0 | 1 | 0 | 0 | 9 |
| Pargo | 0-4 | 0-2 | 2-2 | 6 | 2 | 1 | 2 | 0 | 0 | 15 |
| A.-Cespedes | 1-1 | 1-1 | 0-0 | 1 | 3 | 0 | 1 | 0 | 0 | 11 |
| Gurganious | 1-3 | 0-0 | 0-1 | 4 | 2 | 0 | 0 | 0 | 0 | 10 |
| Pendergraft | 2-4 | 0-0 | 0-0 | 8 | 4 | 4 | 1 | 0 | 2 | 18 |
| TEAM | | | | 3 | | | | | | |
| Totals | 22-64 | 7-17 | 21-26 | 42 | 72 | 15 | 11 | 0 | 4 | 200 |

| Memphis | FG-A | 3P-A | FT-A | RB | TP | A | TO | B | S | Min |
|---------------|--------------|-------------|--------------|-----------|-----------|-----------|----------|----------|----------|------------|
| Williams, S. | 5-15 | 1-6 | 3-5 | 11 | 14 | 2 | 1 | 0 | 1 | 28 |
| Dorsey | 2-3 | 0-0 | 0-0 | 8 | 4 | 1 | 1 | 1 | 0 | 21 |
| D.-Roberts | 4-7 | 1-2 | 1-2 | 3 | 10 | 2 | 1 | 0 | 0 | 30 |
| Anderson | 3-6 | 0-3 | 1-2 | 5 | 7 | 0 | 2 | 1 | 3 | 26 |
| Washington | 8-13 | 1-3 | 5-6 | 2 | 22 | 10 | 2 | 0 | 0 | 32 |
| Williams, W. | 1-1 | 0-0 | 0-4 | 1 | 2 | 0 | 0 | 1 | 0 | 14 |
| Dozier | 0-2 | 0-0 | 2-2 | 4 | 2 | 1 | 0 | 1 | 0 | 16 |
| Carney | 6-12 | 4-8 | 1-2 | 3 | 17 | 1 | 0 | 0 | 0 | 24 |
| Njoya | 0-0 | 0-0 | 0-0 | 0 | 0 | 0 | 0 | 0 | 0 | 1 |
| Allen | 2-4 | 1-3 | 0-2 | 1 | 5 | 1 | 1 | 0 | 0 | 8 |
| TEAM | | | | 4 | | | | | | |
| Totals | 31-63 | 8-25 | 13-25 | 42 | 83 | 18 | 8 | 4 | 4 | 200 |

Gonzaga 40 32 — 72
 Memphis 35 48 — 83
Officials: Cartmell, Eggers, Burkhart
Attendance: 18,208

Game #13

Texas (#15/16) 69
Memphis (#4/4) 58
 Jan. 2, 2006 • FedExForum • Memphis, Tenn.

| Texas | FG-A | 3P-A | FT-A | RB | TP | A | TO | B | S | Min |
|---------------|--------------|-------------|--------------|-----------|-----------|-----------|-----------|----------|----------|------------|
| Tucker | 8-17 | 0-0 | 8-10 | 13 | 24 | 1 | 7 | 1 | 3 | 38 |
| Buckman | 1-11 | 0-6 | 4-6 | 7 | 6 | 2 | 4 | 5 | 1 | 39 |
| Aldridge | 6-7 | 0-0 | 0-0 | 8 | 12 | 0 | 0 | 2 | 2 | 24 |
| Gibson | 6-12 | 4-7 | 2-4 | 4 | 18 | 2 | 1 | 0 | 2 | 40 |
| Paulino | 2-5 | 0-1 | 1-1 | 1 | 5 | 6 | 4 | 0 | 0 | 31 |
| Abrams | 0-1 | 0-1 | 4-4 | 1 | 4 | 3 | 2 | 0 | 1 | 16 |
| Atchley | 0-2 | 0-2 | 0-0 | 0 | 0 | 0 | 2 | 1 | 0 | 12 |
| TEAM | | | | 5 | | | 1 | | | |
| Totals | 23-55 | 4-17 | 19-25 | 39 | 69 | 14 | 21 | 9 | 9 | 200 |

| Memphis | FG-A | 3P-A | FT-A | RB | TP | A | TO | B | S | Min |
|---------------|--------------|-------------|--------------|-----------|-----------|-----------|-----------|----------|-----------|------------|
| Williams, S. | 2-14 | 2-9 | 4-4 | 7 | 10 | 1 | 4 | 0 | 1 | 30 |
| Dorsey | 1-5 | 0-0 | 2-2 | 8 | 4 | 1 | 2 | 2 | 2 | 24 |
| D.-Roberts | 1-4 | 0-1 | 2-4 | 2 | 4 | 0 | 3 | 1 | 2 | 24 |
| Anderson | 1-5 | 0-4 | 0-0 | 2 | 2 | 3 | 2 | 0 | 0 | 25 |
| Washington | 4-11 | 1-3 | 0-0 | 8 | 9 | 3 | 5 | 0 | 2 | 27 |
| Williams, W. | 1-2 | 0-0 | 1-2 | 1 | 3 | 1 | 0 | 0 | 0 | 5 |
| Dozier | 2-4 | 0-0 | 0-0 | 8 | 4 | 1 | 5 | 1 | 3 | 17 |
| Carney | 8-22 | 3-14 | 3-4 | 6 | 22 | 0 | 0 | 0 | 0 | 31 |
| Allen | 0-2 | 0-1 | 0-0 | 1 | 0 | 2 | 1 | 0 | 1 | 13 |
| Cooper | 0-1 | 0-0 | 0-0 | 1 | 0 | 0 | 0 | 0 | 0 | 4 |
| TEAM | | | | 1 | | | | | | |
| Totals | 20-70 | 6-32 | 12-16 | 45 | 58 | 12 | 22 | 4 | 11 | 200 |

Texas 29 40 — 69
 Memphis 23 35 — 58
Officials: Burr, Shaw, Hillary
Attendance: 18,035

Game #15

Winthrop 63
Memphis (#4/4) 73
 Jan. 8, 2006 • FedExForum • Memphis, Tenn.

| Winthrop | FG-A | 3P-A | FT-A | RB | TP | A | TO | B | S | Min |
|---------------|--------------|-------------|--------------|-----------|-----------|-----------|-----------|----------|----------|------------|
| Shuler | 2-5 | 1-3 | 2-5 | 3 | 7 | 4 | 8 | 0 | 1 | 33 |
| Houston | 2-6 | 0-0 | 1-1 | 7 | 5 | 0 | 1 | 2 | 2 | 19 |
| Bradshaw | 6-10 | 3-4 | 0-0 | 4 | 15 | 1 | 2 | 1 | 1 | 30 |
| Gaynor | 2-5 | 1-4 | 2-2 | 1 | 7 | 5 | 1 | 0 | 0 | 28 |
| Martin | 0-9 | 0-3 | 2-2 | 5 | 2 | 2 | 2 | 0 | 1 | 28 |
| Jenkins | 3-7 | 2-5 | 2-2 | 2 | 10 | 0 | 0 | 0 | 1 | 19 |
| Daniels | 1-3 | 0-0 | 1-2 | 3 | 3 | 1 | 1 | 0 | 0 | 11 |
| Adams | 0-3 | 0-1 | 0-0 | 1 | 0 | 3 | 2 | 0 | 1 | 12 |
| Williams | 5-10 | 2-5 | 2-4 | 5 | 14 | 0 | 0 | 2 | 1 | 20 |
| TEAM | | | | 5 | | | | | | |
| Totals | 21-58 | 9-25 | 12-18 | 36 | 63 | 16 | 17 | 5 | 8 | 200 |

| Memphis | FG-A | 3P-A | FT-A | RB | TP | A | TO | B | S | Min |
|---------------|--------------|-------------|--------------|-----------|-----------|-----------|-----------|----------|----------|------------|
| Williams, S. | 4-10 | 0-5 | 0-0 | 6 | 8 | 1 | 2 | 3 | 3 | 31 |
| Carney | 7-14 | 4-9 | 3-3 | 6 | 21 | 3 | 0 | 1 | 0 | 34 |
| Dorsey | 2-2 | 0-0 | 2-3 | 4 | 6 | 0 | 1 | 2 | 1 | 22 |
| D.-Roberts | 1-3 | 0-0 | 0-0 | 4 | 2 | 2 | 2 | 0 | 0 | 26 |
| Washington | 4-11 | 1-4 | 5-7 | 2 | 14 | 3 | 4 | 0 | 0 | 25 |
| Williams, W. | 0-0 | 0-0 | 0-0 | 0 | 0 | 1 | 0 | 0 | 0 | 4 |
| Dozier | 1-2 | 0-1 | 4-4 | 3 | 6 | 1 | 2 | 1 | 2 | 19 |
| Anderson | 1-3 | 1-3 | 0-0 | 3 | 3 | 3 | 1 | 0 | 1 | 21 |
| Allen | 4-5 | 3-4 | 0-0 | 0 | 11 | 2 | 2 | 1 | 1 | 15 |
| Cooper | 1-2 | 0-0 | 0-0 | 0 | 2 | 1 | 0 | 0 | 0 | 3 |
| TEAM | | | | 2 | | | | | | |
| Totals | 25-52 | 9-26 | 14-17 | 30 | 73 | 16 | 15 | 8 | 8 | 200 |

Winthrop 24 39 — 63
 Memphis 33 40 — 73
Officials: Welmer, O'Neill, Hartzell
Attendance: 14,171

Game Boxscores

Game #16

Memphis (#5/5) 77
East Carolina 67

Jan. 11, 2006 • Williams Arena • Greenville, N.C.

| Memphis | FG-A | 3P-A | FT-A | RB | TP | A | TO | B | S | Min |
|---------------|--------------|--------------|--------------|-----------|-----------|-----------|-----------|----------|-----------|------------|
| Williams, S. | 5-16 | 1-6 | 2-2 | 12 | 13 | 3 | 2 | 4 | 3 | 34 |
| Carney | 8-23 | 6-13 | 5-5 | 4 | 27 | 2 | 1 | 0 | 3 | 36 |
| D.-Roberts | 0-1 | 0-1 | 0-0 | 1 | 0 | 1 | 0 | 0 | 0 | 9 |
| Dorsey | 1-1 | 0-0 | 0-0 | 1 | 2 | 0 | 1 | 1 | 0 | 8 |
| Washington | 2-9 | 1-6 | 3-4 | 5 | 8 | 3 | 2 | 1 | 1 | 27 |
| Williams, W. | 0-0 | 0-0 | 0-0 | 1 | 0 | 0 | 1 | 1 | 0 | 5 |
| Dozier | 2-4 | 0-0 | 2-5 | 9 | 6 | 0 | 2 | 1 | 0 | 23 |
| Anderson | 4-10 | 1-5 | 2-2 | 6 | 11 | 4 | 1 | 0 | 2 | 30 |
| Allen | 2-5 | 1-4 | 0-1 | 4 | 5 | 3 | 2 | 0 | 1 | 16 |
| Cooper | 2-2 | 0-0 | 1-1 | 2 | 5 | 2 | 2 | 0 | 0 | 12 |
| TEAM | | | | 0 | | | | | | |
| Totals | 26-71 | 10-35 | 15-20 | 45 | 77 | 18 | 14 | 8 | 10 | 200 |

| ECU | FG-A | 3P-A | FT-A | RB | TP | A | TO | B | S | Min |
|---------------|--------------|-------------|--------------|-----------|-----------|-----------|-----------|----------|----------|------------|
| Beale | 3-10 | 0-1 | 0-0 | 2 | 6 | 0 | 0 | 0 | 0 | 22 |
| Rouse | 6-11 | 1-1 | 7-8 | 12 | 20 | 1 | 2 | 0 | 0 | 28 |
| Hinnant | 5-10 | 2-4 | 1-3 | 3 | 13 | 1 | 3 | 0 | 1 | 36 |
| McNeil | 1-5 | 0-0 | 1-1 | 2 | 3 | 9 | 2 | 0 | 1 | 24 |
| Ingram | 4-10 | 1-4 | 3-4 | 11 | 12 | 0 | 1 | 0 | 0 | 34 |
| Captain | 3-9 | 2-7 | 0-0 | 1 | 8 | 4 | 1 | 0 | 2 | 23 |
| Robinson | 0-1 | 0-0 | 1-2 | 1 | 1 | 0 | 0 | 0 | 0 | 1 |
| Gagnon | 0-1 | 0-1 | 0-0 | 0 | 0 | 0 | 0 | 0 | 0 | 3 |
| Hart | 0-1 | 0-0 | 4-7 | 4 | 4 | 0 | 2 | 0 | 0 | 19 |
| Goods | 0-1 | 0-0 | 0-0 | 2 | 0 | 0 | 1 | 0 | 1 | 10 |
| TEAM | | | | 4 | | | 5 | | | |
| Totals | 22-59 | 6-18 | 17-25 | 42 | 67 | 15 | 17 | 0 | 5 | 200 |

Memphis 32 45 — 77
 East Carolina 32 35 — 67

Officials: McDonald, Wood, Menees
 Attendance: 7,553

Game #17

SMU 53
Memphis (#5/5) 73

Jan. 14, 2006 • FedExForum • Memphis, Tenn.

| SMU | FG-A | 3P-A | FT-A | RB | TP | A | TO | B | S | Min |
|---------------|--------------|-------------|------------|-----------|-----------|-----------|-----------|----------|----------|------------|
| Pearson | 1-11 | 0-3 | 1-2 | 4 | 3 | 1 | 2 | 1 | 0 | 27 |
| Fall | 3-5 | 0-0 | 0-0 | 3 | 6 | 0 | 2 | 3 | 0 | 16 |
| Willingham | 1-5 | 1-3 | 0-0 | 2 | 3 | 3 | 0 | 0 | 0 | 24 |
| Hopkins, B. | 7-12 | 5-8 | 0-0 | 4 | 19 | 4 | 3 | 0 | 2 | 34 |
| Roberts | 3-3 | 0-0 | 0-0 | 5 | 6 | 3 | 2 | 0 | 0 | 28 |
| Morris | 3-9 | 0-0 | 2-4 | 7 | 8 | 1 | 1 | 0 | 0 | 20 |
| Ofoegbu | 0-1 | 0-0 | 1-2 | 1 | 1 | 0 | 0 | 0 | 0 | 10 |
| Killen | 0-0 | 0-0 | 0-1 | 0 | 0 | 2 | 0 | 0 | 0 | 18 |
| Hopkins, R. | 0-0 | 0-0 | 0-0 | 1 | 0 | 1 | 0 | 0 | 0 | 1 |
| Rackauskas | 1-3 | 0-0 | 0-0 | 2 | 2 | 0 | 3 | 0 | 0 | 9 |
| Epps | 2-8 | 1-3 | 0-0 | 3 | 5 | 1 | 0 | 0 | 0 | 13 |
| TEAM | | | | 4 | | | 2 | | | |
| Totals | 21-57 | 7-17 | 4-9 | 36 | 53 | 16 | 15 | 4 | 3 | 200 |

| Memphis | FG-A | 3P-A | FT-A | RB | TP | A | TO | B | S | Min |
|---------------|--------------|-------------|-------------|-----------|-----------|-----------|----------|----------|----------|------------|
| Williams, S. | 2-7 | 2-3 | 1-2 | 4 | 7 | 0 | 2 | 1 | 0 | 27 |
| Carney | 6-9 | 1-3 | 2-4 | 1 | 15 | 3 | 3 | 0 | 3 | 24 |
| Dorsey | 5-7 | 0-0 | 3-7 | 8 | 13 | 1 | 1 | 2 | 2 | 22 |
| D.-Roberts | 4-7 | 0-1 | 1-2 | 7 | 9 | 2 | 0 | 2 | 1 | 27 |
| Washington | 5-10 | 3-3 | 0-0 | 1 | 13 | 4 | 2 | 0 | 0 | 22 |
| Williams, W. | 0-0 | 0-0 | 0-1 | 1 | 0 | 0 | 0 | 0 | 0 | 2 |
| Dozier | 1-3 | 0-1 | 0-0 | 0 | 2 | 1 | 1 | 1 | 0 | 21 |
| Anderson | 2-5 | 1-3 | 2-2 | 2 | 7 | 2 | 0 | 2 | 1 | 24 |
| Allen | 3-5 | 1-2 | 0-0 | 0 | 7 | 6 | 0 | 0 | 0 | 21 |
| Cooper | 0-2 | 0-0 | 0-0 | 2 | 0 | 0 | 0 | 0 | 0 | 10 |
| TEAM | | | | 5 | | | | | | |
| Totals | 28-55 | 8-16 | 9-18 | 31 | 73 | 19 | 9 | 8 | 7 | 200 |

SMU 22 31 — 53
 Memphis 33 40 — 73

Officials: Welmer, Whitehead, Mathis
 Attendance: 14,443

Game #18

Tennessee 79
Memphis (#4/4) 88

Jan. 18, 2006 • FedExForum • Memphis, Tenn.

| Tennessee | FG-A | 3P-A | FT-A | RB | TP | A | TO | B | S | Min |
|---------------|--------------|-------------|--------------|-----------|-----------|-----------|-----------|----------|-----------|------------|
| Wingate | 5-12 | 0-0 | 1-2 | 6 | 11 | 3 | 2 | 0 | 1 | 30 |
| Asumnu | 5-16 | 0-0 | 1-2 | 5 | 11 | 3 | 1 | 0 | 1 | 27 |
| Lofton | 5-13 | 4-11 | 2-2 | 7 | 16 | 1 | 2 | 0 | 3 | 33 |
| Bradshaw | 9-13 | 1-2 | 2-4 | 10 | 21 | 4 | 3 | 0 | 5 | 31 |
| Watson | 2-10 | 2-6 | 8-11 | 1 | 14 | 2 | 2 | 1 | 2 | 29 |
| Smith, J. | 0-7 | 0-4 | 0-0 | 2 | 0 | 0 | 3 | 1 | 1 | 18 |
| DeBro | 0-0 | 0-0 | 0-0 | 0 | 0 | 0 | 0 | 0 | 0 | 2 |
| Howell | 0-2 | 0-2 | 0-0 | 0 | 0 | 0 | 0 | 0 | 0 | 11 |
| Patterson | 1-4 | 0-0 | 4-5 | 7 | 6 | 2 | 0 | 0 | 0 | 13 |
| Childress | 0-0 | 0-0 | 0-0 | 1 | 0 | 0 | 1 | 0 | 0 | 6 |
| TEAM | | | | 5 | | | 1 | | | |
| Totals | 27-77 | 7-25 | 18-26 | 44 | 79 | 15 | 15 | 2 | 13 | 200 |

| Memphis | FG-A | 3P-A | FT-A | RB | TP | A | TO | B | S | Min |
|---------------|--------------|-------------|--------------|-----------|-----------|-----------|-----------|-----------|----------|------------|
| Williams, S. | 8-16 | 0-4 | 5-6 | 14 | 21 | 2 | 5 | 4 | 0 | 34 |
| Carney | 8-17 | 6-12 | 0-2 | 7 | 22 | 1 | 1 | 0 | 0 | 30 |
| D.-Roberts | 4-7 | 0-2 | 3-4 | 5 | 11 | 1 | 2 | 2 | 0 | 24 |
| Dorsey | 4-4 | 0-0 | 0-1 | 11 | 8 | 1 | 3 | 4 | 4 | 31 |
| Washington | 2-12 | 1-4 | 12-14 | 5 | 17 | 5 | 5 | 0 | 0 | 29 |
| Dozier | 0-2 | 0-1 | 0-0 | 4 | 0 | 0 | 1 | 0 | 0 | 9 |
| Anderson | 3-6 | 1-3 | 2-2 | 2 | 9 | 4 | 1 | 0 | 2 | 25 |
| Allen | 0-2 | 0-1 | 0-0 | 0 | 0 | 3 | 1 | 0 | 1 | 12 |
| Cooper | 0-1 | 0-0 | 0-0 | 0 | 0 | 0 | 0 | 0 | 0 | 6 |
| TEAM | | | | 1 | | | | | | |
| Totals | 29-67 | 8-27 | 22-29 | 49 | 88 | 17 | 19 | 10 | 7 | 200 |

Tennessee 45 34 — 79
 Memphis 41 47 — 88

Officials: Caldwell, Crawford, Hampton
 Attendance: 18,144

Game #19

Memphis (#4/4) 85
Southern Miss 68

Jan. 21, 2006 • Reed Green Coliseum • Hattiesburg, Miss.

| Memphis | FG-A | 3P-A | FT-A | RB | TP | A | TO | B | S | Min |
|---------------|--------------|-------------|--------------|-----------|-----------|-----------|-----------|----------|----------|------------|
| Dozier | 3-3 | 1-1 | 7-10 | 5 | 14 | 0 | 1 | 1 | 1 | 28 |
| Carney | 4-7 | 3-4 | 0-0 | 0 | 11 | 0 | 1 | 0 | 0 | 12 |
| Dorsey | 3-4 | 0-0 | 1-6 | 5 | 7 | 0 | 0 | 0 | 0 | 18 |
| D.-Roberts | 4-11 | 0-0 | 6-8 | 5 | 14 | 3 | 4 | 0 | 1 | 37 |
| Washington | 7-11 | 1-3 | 5-5 | 3 | 20 | 5 | 1 | 0 | 2 | 32 |
| Williams, W. | 2-3 | 0-0 | 0-0 | 4 | 4 | 0 | 1 | 0 | 0 | 8 |
| Williams, S. | 2-4 | 0-1 | 5-5 | 4 | 9 | 1 | 2 | 0 | 1 | 19 |
| Anderson | 0-4 | 0-3 | 0-0 | 3 | 0 | 1 | 0 | 0 | 0 | 19 |
| Allen | 2-3 | 0-0 | 2-4 | 0 | 6 | 4 | 1 | 0 | 1 | 21 |
| Cooper | 0-0 | 0-0 | 0-0 | 1 | 0 | 0 | 1 | 0 | 0 | 6 |
| TEAM | | | | 2 | | | | | | |
| Totals | 27-50 | 5-12 | 26-38 | 32 | 85 | 14 | 12 | 1 | 6 | 200 |

| USM | FG-A | 3P-A | FT-A | RB | TP | A | TO | B | S | Min |
|---------------|--------------|-------------|--------------|-----------|-----------|----------|-----------|----------|----------|------------|
| Forte | 0-0 | 0-0 | 3-6 | 3 | 3 | 2 | 0 | 0 | 1 | 17 |
| Singleton | 4-9 | 1-4 | 10-14 | 4 | 19 | 1 | 1 | 0 | 1 | 26 |
| Ambres | 4-9 | 0-0 | 2-2 | 3 | 10 | 0 | 1 | 0 | 0 | 30 |
| Hall | 1-4 | 1-3 | 2-2 | 3 | 5 | 1 | 2 | 0 | 0 | 32 |
| Beasley | 5-7 | 1-2 | 5-9 | 4 | 16 | 1 | 2 | 0 | 0 | 40 |
| LaMonte | 0-0 | 0-0 | 0-0 | 0 | 0 | 0 | 1 | 0 | 0 | 2 |
| Visockis | 0-0 | 0-0 | 0-0 | 0 | 0 | 0 | 1 | 0 | 0 | 2 |
| Cornwell | 4-9 | 0-2 | 4-10 | 5 | 12 | 1 | 2 | 0 | 1 | 32 |
| Craft | 1-4 | 0-1 | 1-2 | 3 | 3 | 1 | 2 | 0 | 2 | 19 |
| TEAM | | | | 4 | | | | | | |
| Totals | 19-42 | 3-12 | 27-45 | 29 | 68 | 7 | 12 | 0 | 5 | 200 |

Memphis 45 40 — 85
 Southern Miss 35 33 — 68

Officials: Chrisman, Menees, Christman
 Attendance: 6,412

Game #20

UAB 66
Memphis (#3/3) 73

Jan. 26, 2006 • FedExForum • Memphis, Tenn.

| UAB | FG-A | 3P-A | FT-A | RB | TP | A | TO | B | S | Min |
|---------------|--------------|-------------|--------------|-----------|-----------|-----------|-----------|----------|-----------|------------|
| Holmes | 2-8 | 0-0 | 1-2 | 6 | 5 | 1 | 0 | 0 | 1 | 25 |
| Mukubu | 3-8 | 1-2 | 5-8 | 5 | 12 | 2 | 6 | 2 | 1 | 29 |
| Johnson | 2-7 | 2-5 | 0-0 | 4 | 6 | 5 | 3 | 0 | 3 | 37 |
| McDonald | 5-16 | 2-11 | 0-0 | 3 | 12 | 0 | 3 | 0 | 3 | 36 |
| Jones | 4-4 | 0-0 | 0-0 | 2 | 8 | 1 | 3 | 0 | 0 | 15 |
| Gibbs | 0-0 | 0-0 | 0-0 | 0 | 0 | 1 | 0 | 0 | 0 | 3 |
| Delaney | 4-7 | 0-0 | 9-9 | 7 | 17 | 1 | 1 | 0 | 1 | 26 |
| Kinnard | 3-7 | 0-0 | 0-0 | 3 | 6 | 1 | 1 | 0 | 1 | 17 |
| Broom | 0-2 | 0-2 | 0-0 | 0 | 0 | 0 | 0 | 0 | 0 | 4 |
| Tobias | 0-2 | 0-0 | 0-0 | 0 | 0 | 0 | 0 | 1 | 0 | 8 |
| TEAM | | | | 3 | | | | | | |
| Totals | 23-61 | 5-20 | 15-19 | 34 | 66 | 12 | 17 | 3 | 10 | 200 |

| Memphis | FG-A | 3P-A | FT-A | RB | TP | A | TO | B | S | Min |
|---------------|--------------|--------------|--------------|-----------|-----------|-----------|----------|---|---|-----|
| Williams, S. | 5-11 | 0-3 | 0-1 | 12 | 10 | 3 | 4 | 0 | 0 | 35 |
| Carney | 6-17 | 3-9 | 4-5 | 5 | 19 | 2 | 1 | 1 | 0 | 31 |
| Dorsey | 4-8 | 0-0 | 4-6 | 16 | 12 | 3 | 2 | 4 | 2 | 35 |
| D.-Roberts | 1-3 | 1-2 | 2-2 | 5 | 5 | 2 | 6 | 1 | 0 | 26 |
| Washington | 9-18 | 6-11 | 2-2 | 4 | 26 | 2 | 2 | 0 | 1 | 30 |
| Williams, W. | 0-1 | 0-0 | 0-0 | 0 | 0 | 0 | 0 | 0 | 0 | 1 |
| Dozier | 0-3 | 0-1 | 0-0 | 2 | 0 | 0 | 0 | 1 | 0 | 7 |
| Anderson | 0-3 | 0-2 | 0-3 | 3 | 0 | 2 | 2 | 0 | 0 | 19 |
| Allen | 0-4 | 0-2 | 1-2 | 4 | 1 | 2 | 1 | 0 | 2 | 16 |
| TEAM | | | | 3 | | | | | | |
| Totals | 25-68 | 10-30 | 13-21 | 54 | 73 | 16 | 1 | | | |



Game #22

Memphis (#3/3) 84
Tulsa 61

Feb. 1, 2006 • Donald W Reynolds Center • Tulsa, Okla.

| Memphis | FG-A | 3P-A | FT-A | RB | TP | A TO | B | S | Min |
|---------------|--------------|-------------|--------------|-----------|-----------|-----------|-----------|----------|---------------|
| Williams, S. | 3-9 | 1-3 | 2-2 | 7 | 9 | 3 | 2 | 1 | 22 |
| Carney | 6-11 | 1-4 | 6-10 | 1 | 19 | 1 | 0 | 1 | 27 |
| Dorsey | 4-5 | 0-0 | 0-2 | 4 | 8 | 0 | 1 | 2 | 20 |
| Anderson | 1-4 | 0-2 | 5-6 | 5 | 7 | 6 | 5 | 1 | 28 |
| Washington | 8-18 | 3-6 | 3-7 | 6 | 22 | 1 | 2 | 0 | 28 |
| Wade | 1-1 | 0-0 | 0-0 | 0 | 2 | 0 | 0 | 0 | 2 |
| Williams, W. | 1-1 | 0-0 | 2-2 | 3 | 4 | 0 | 1 | 0 | 14 |
| Dozier | 2-5 | 0-1 | 1-2 | 9 | 5 | 0 | 1 | 1 | 23 |
| D.-Roberts | 1-2 | 0-0 | 1-2 | 0 | 3 | 1 | 2 | 0 | 21 |
| McGrady | 0-0 | 0-0 | 0-0 | 0 | 0 | 0 | 0 | 0 | 1 |
| Njoya | 0-0 | 0-0 | 0-0 | 1 | 0 | 0 | 0 | 0 | 2 |
| Allen | 2-3 | 0-0 | 1-2 | 0 | 5 | 3 | 1 | 0 | 4 |
| Long | 0-0 | 0-0 | 0-0 | 0 | 0 | 0 | 0 | 0 | 1 |
| Sandridge | 0-0 | 0-0 | 0-0 | 0 | 0 | 1 | 1 | 0 | 1 |
| TEAM | | | | 2 | | | | | |
| Totals | 29-59 | 5-16 | 21-35 | 38 | 84 | 16 | 16 | 6 | 17 200 |

| Tulsa | FG-A | 3P-A | FT-A | RB | TP | A TO | B | S | Min |
|---------------|--------------|-------------|--------------|-----------|-----------|-----------|-----------|----------|--------------|
| Crow | 2-4 | 1-2 | 0-0 | 2 | 5 | 0 | 3 | 0 | 18 |
| Ramsdell | 2-5 | 0-1 | 2-2 | 6 | 6 | 0 | 1 | 1 | 20 |
| Mitchell | 3-4 | 0-0 | 2-2 | 2 | 8 | 0 | 2 | 1 | 21 |
| Wallace | 0-3 | 0-2 | 0-0 | 4 | 0 | 1 | 1 | 0 | 22 |
| McDade | 3-10 | 1-3 | 11-12 | 2 | 18 | 6 | 4 | 0 | 37 |
| James | 1-1 | 0-0 | 0-0 | 0 | 2 | 0 | 2 | 0 | 4 |
| Wheatley | 1-1 | 0-0 | 0-0 | 2 | 2 | 0 | 0 | 0 | 18 |
| Young | 0-0 | 0-0 | 0-0 | 0 | 0 | 0 | 0 | 0 | 3 |
| Hanson | 1-1 | 0-0 | 0-0 | 0 | 2 | 0 | 1 | 0 | 12 |
| Price | 6-11 | 0-0 | 3-8 | 7 | 15 | 2 | 5 | 0 | 25 |
| Reese | 1-3 | 0-2 | 1-2 | 4 | 3 | 1 | 4 | 0 | 20 |
| TEAM | | | | 0 | | | | | |
| Totals | 20-43 | 2-10 | 19-26 | 29 | 61 | 10 | 24 | 2 | 4 200 |

Memphis 43 41 — 84
Tulsa 34 27 — 61
Officials: Chrisman, Pyatt, Lusk
Attendance: 6,740

Game #23

Memphis (#3/3) 84
Rice 79

Feb. 4, 2006 • Autry Court • Houston, Texas

| Memphis | FG-A | 3P-A | FT-A | RB | TP | A TO | B | S | Min |
|---------------|--------------|-------------|--------------|-----------|-----------|-----------|-----------|----------|---------------|
| Carney | 5-16 | 3-13 | 0-0 | 6 | 13 | 0 | 1 | 1 | 0 29 |
| Dorsey | 4-4 | 0-0 | 3-5 | 9 | 11 | 2 | 3 | 1 | 2 32 |
| D.-Roberts | 8-13 | 2-3 | 3-3 | 8 | 21 | 1 | 4 | 1 | 1 25 |
| Williams, S. | 2-6 | 0-2 | 6-6 | 4 | 10 | 4 | 2 | 2 | 6 28 |
| Washington | 3-14 | 2-8 | 4-4 | 1 | 12 | 4 | 3 | 0 | 1 30 |
| Williams, W. | 0-0 | 0-0 | 0-0 | 0 | 0 | 0 | 0 | 0 | 0 5 |
| Dozier | 2-2 | 0-0 | 6-6 | 2 | 10 | 1 | 1 | 1 | 1 16 |
| Anderson | 2-5 | 2-4 | 0-0 | 4 | 6 | 0 | 1 | 0 | 1 24 |
| Allen | 0-1 | 0-1 | 1-2 | 1 | 1 | 4 | 3 | 1 | 2 11 |
| TEAM | | | | 2 | | | | | |
| Totals | 26-61 | 9-31 | 23-26 | 37 | 84 | 16 | 18 | 7 | 14 200 |

| Rice | FG-A | 3P-A | FT-A | RB | TP | A TO | B | S | Min |
|---------------|--------------|------------|--------------|-----------|-----------|-----------|-----------|----------|---------------|
| Harrison | 9-14 | 0-3 | 2-3 | 8 | 20 | 3 | 4 | 0 | 1 37 |
| Britton | 1-2 | 0-0 | 0-0 | 5 | 2 | 0 | 2 | 0 | 2 26 |
| Killings | 0-4 | 0-0 | 0-0 | 4 | 0 | 1 | 2 | 0 | 1 18 |
| Williams | 5-12 | 1-2 | 3-3 | 2 | 14 | 8 | 4 | 0 | 2 35 |
| Almond | 8-21 | 3-4 | 11-13 | 6 | 30 | 1 | 5 | 0 | 4 37 |
| Hagen | 0-0 | 0-0 | 0-0 | 0 | 0 | 0 | 0 | 0 | 0 4 |
| Packevicius | 0-1 | 0-0 | 2-2 | 2 | 2 | 0 | 0 | 0 | 0 15 |
| Foster | 1-1 | 0-0 | 3-4 | 1 | 5 | 1 | 1 | 0 | 0 8 |
| Moore | 2-4 | 0-0 | 2-3 | 2 | 6 | 0 | 1 | 1 | 0 18 |
| Perka | 0-0 | 0-0 | 0-0 | 0 | 0 | 0 | 0 | 0 | 0 2 |
| TEAM | | | | 5 | | | | | |
| Totals | 26-59 | 4-9 | 23-28 | 35 | 79 | 14 | 19 | 1 | 10 200 |

Memphis 46 38 — 84
Rice 41 38 — 79
Officials: Caldwell, Hood, Daily
Attendance: 3,710

Game #24

Memphis (#3/3) 91
Marshall 81

Feb. 11, 2006 • Cam Henderson Center • Huntington, W.Va.

| Memphis | FG-A | 3P-A | FT-A | RB | TP | A TO | B | S | Min |
|---------------|--------------|-------------|--------------|-----------|-----------|-----------|-----------|----------|--------------|
| Williams, S. | 3-10 | 0-1 | 6-7 | 3 | 12 | 2 | 4 | 1 | 0 32 |
| Dorsey | 1-1 | 0-0 | 0-2 | 1 | 2 | 0 | 0 | 0 | 0 9 |
| D.-Roberts | 2-2 | 0-0 | 0-0 | 0 | 4 | 0 | 0 | 0 | 0 15 |
| Anderson | 4-8 | 1-4 | 1-2 | 4 | 10 | 6 | 0 | 0 | 0 32 |
| Washington | 6-13 | 1-4 | 7-10 | 5 | 20 | 3 | 5 | 0 | 3 34 |
| Williams, W. | 0-0 | 0-0 | 0-0 | 0 | 0 | 0 | 0 | 0 | 0 2 |
| Dozier | 5-8 | 0-0 | 3-3 | 15 | 13 | 1 | 1 | 2 | 2 28 |
| Carney | 6-16 | 4-8 | 4-4 | 4 | 20 | 2 | 2 | 1 | 2 29 |
| Allen | 2-3 | 2-2 | 0-0 | 1 | 6 | 3 | 2 | 0 | 1 10 |
| Cooper | 2-2 | 0-0 | 0-0 | 2 | 4 | 0 | 0 | 0 | 0 10 |
| TEAM | | | | 3 | | | | | |
| Totals | 31-63 | 8-19 | 21-28 | 38 | 91 | 17 | 14 | 4 | 8 200 |

| Marshall | FG-A | 3P-A | FT-A | RB | TP | A TO | B | S | Min |
|---------------|--------------|-------------|--------------|-----------|-----------|-----------|-----------|----------|--------------|
| Humphrey | 8-11 | 3-5 | 0-0 | 5 | 19 | 1 | 1 | 0 | 2 36 |
| Patton | 4-8 | 1-2 | 4-5 | 7 | 13 | 0 | 2 | 2 | 0 18 |
| Ross | 3-7 | 0-0 | 4-5 | 1 | 10 | 7 | 3 | 0 | 3 28 |
| Whitted | 1-5 | 0-4 | 4-5 | 2 | 6 | 1 | 0 | 0 | 0 19 |
| Dorris | 3-7 | 0-2 | 3-5 | 3 | 9 | 1 | 2 | 0 | 0 26 |
| Aikens | 4-11 | 0-4 | 0-3 | 3 | 8 | 2 | 2 | 0 | 0 18 |
| Lamb | 0-1 | 0-0 | 1-2 | 2 | 1 | 2 | 1 | 0 | 0 11 |
| Miles | 1-2 | 1-2 | 0-0 | 0 | 3 | 0 | 2 | 0 | 0 8 |
| Zimmerman | 1-1 | 1-1 | 0-0 | 0 | 3 | 0 | 0 | 0 | 0 7 |
| Bro Grebe | 0-2 | 0-0 | 0-0 | 3 | 0 | 0 | 1 | 0 | 0 6 |
| Carter | 3-3 | 0-0 | 3-5 | 3 | 9 | 2 | 1 | 1 | 2 21 |
| Woodridge | 0-0 | 0-0 | 0-0 | 0 | 0 | 0 | 0 | 0 | 0 1 |
| Oglesby | 0-0 | 0-0 | 0-0 | 0 | 0 | 0 | 0 | 0 | 0 1 |
| TEAM | | | | 2 | | | | | |
| Totals | 28-58 | 6-20 | 19-30 | 31 | 81 | 16 | 16 | 3 | 7 200 |

Memphis 43 48 — 91
Marshall 44 37 — 81
Officials: Hillary, Allen, Mathis
Attendance: 9,048

Game #25

Southern Miss 41
Memphis (#3/3) 80

Feb. 14, 2006 • FedExForum • Memphis, Tenn.

| USM | FG-A | 3P-A | FT-A | RB | TP | A TO | B | S | Min |
|---------------|--------------|-------------|-------------|-----------|-----------|----------|-----------|----------|--------------|
| Ambres | 1-3 | 0-0 | 0-0 | 1 | 2 | 0 | 0 | 0 | 0 14 |
| Forte | 2-5 | 0-0 | 4-4 | 4 | 8 | 0 | 3 | 0 | 1 14 |
| Hall | 0-4 | 0-1 | 0-0 | 2 | 0 | 1 | 1 | 0 | 0 24 |
| Beasley | 7-17 | 1-3 | 0-2 | 4 | 15 | 0 | 6 | 0 | 1 36 |
| Craft | 2-11 | 1-4 | 0-0 | 6 | 5 | 0 | 1 | 1 | 0 34 |
| LaMonte | 0-1 | 0-0 | 0-0 | 2 | 0 | 2 | 3 | 1 | 0 14 |
| Visockis | 0-0 | 0-0 | 1-2 | 2 | 1 | 2 | 4 | 0 | 0 25 |
| Singleton | 0-5 | 0-2 | 0-0 | 0 | 0 | 0 | 1 | 0 | 0 12 |
| Cornwell | 3-8 | 0-0 | 4-7 | 5 | 10 | 3 | 2 | 0 | 1 27 |
| TEAM | | | | 3 | | | | | |
| Totals | 15-54 | 2-10 | 9-15 | 29 | 41 | 8 | 21 | 2 | 3 200 |

| Memphis | FG-A | 3P-A | FT-A | RB | TP | A TO | B | S | Min |
|---------------|--------------|-------------|--------------|-----------|-----------|-----------|-----------|----------|---------------|
| Williams, S. | 2-10 | 1-5 | 6-6 | 7 | 11 | 0 | 3 | 2 | 2 30 |
| Carney | 7-18 | 1-5 | 0-0 | 2 | 15 | 1 | 0 | 1 | 2 33 |
| Dorsey | 0-0 | 0-0 | 0-0 | 3 | 0 | 0 | 0 | 1 | 0 8 |
| D.-Roberts | 2-7 | 0-1 | 2-4 | 3 | 6 | 0 | 2 | 2 | 2 23 |
| Washington | 3-5 | 0-0 | 5-5 | 4 | 11 | 4 | 2 | 0 | 4 22 |
| Wade | 0-1 | 0-1 | 0-0 | 0 | 0 | 1 | 0 | 0 | 0 3 |
| Williams, W. | 0-2 | 0-0 | 2-2 | 6 | 2 | 0 | 1 | 0 | 0 15 |
| Dozier | 3-3 | 0-0 | 4-4 | 4 | 10 | 1 | 0 | 2 | 1 18 |
| McGrady | 0-0 | 0-0 | 0-0 | 1 | 0 | 0 | 1 | 0 | 0 3 |
| Anderson | 1-4 | 0-0 | 2-2 | 2 | 4 | 2 | 1 | 0 | 2 21 |
| Allen | 2-3 | 0-0 | 1-1 | 1 | 5 | 2 | 4 | 0 | 2 10 |
| Long | 0-0 | 0-0 | 0-0 | 0 | 0 | 0 | 0 | 0 | 0 1 |
| Sandridge | 1-2 | 1-1 | 0-0 | 0 | 3 | 0 | 0 | 0 | 0 3 |
| Cooper | 5-7 | 0-0 | 3-4 | 13 | 13 | 0 | 0 | 1 | 1 20 |
| TEAM | | | | 1 | | | | | |
| Totals | 26-62 | 3-13 | 25-28 | 47 | 80 | 11 | 14 | 9 | 16 200 |

Southern Miss 10 31 — 41
Memphis 34 46 — 80
Officials: Whitehead, Rose, Vaughn; Attendance: 15,441

Game #26

Memphis (#3/3) 105
Tulane 65

Feb. 18, 2006 • Fogelman Arena • New Orleans, La.

| Memphis | FG-A | 3P-A | FT-A | RB | TP | A TO | B | S | Min |
|---------------|--------------|--------------|--------------|-----------|------------|-----------|-----------|----------|---------------|
| Dozier | 3-10 | 2-2 | 0-1 | 9 | 8 | 2 | 1 | 0 | 1 26 |
| Carney | 10-13 | 4-4 | 0-0 | 4 | 24 | 4 | 3 | 1 | 1 18 |
| Dorsey | 3-4 | 0-0 | 2-3 | 3 | 8 | 1 | 0 | 0 | 1 18 |
| D.-Roberts | 5-7 | 0-0 | 3-5 | 7 | 13 | 3 | 3 | 1 | 3 30 |
| Washington | 7-9 | 1-1 | 0-0 | 0 | 15 | 3 | 3 | 0 | 2 23 |
| Wade | 2-3 | 1-2 | 0-0 | 0 | 5 | 0 | 0 | 0 | 0 6 |
| Williams, W. | 2-3 | 0-0 | 0-0 | 4 | 4 | 0 | 0 | 0 | 3 15 |
| Anderson | 4-8 | 2-4 | 2-2 | 2 | 12 | 5 | 0 | 0 | 4 20 |
| Allen | 2-6 | 0-2 | 3-3 | 2 | 7 | 5 | 1 | 1 | 2 19 |
| Long | 0-1 | 0-0 | 0-0 | 0 | 0 | 0 | 0 | 0 | 0 2 |
| Sandridge | 0-0 | 0-0 | 0-0 | 0 | 0 | 0 | 0 | 0 | 0 2 |
| Cooper | 4-9 | 0-0 | 1-1 | 7 | 9 | 2 | 2 | 1 | 0 21 |
| TEAM | | | | 0 | | | | | |
| Totals | 42-73 | 10-15 | 11-15 | 38 | 105 | 25 | 13 | 4 | 17 200 |

| Tulane | FG-A | 3P-A | FT-A | RB | TP | A TO | B | S | Min |
|---------------|--------------|------------|--------------|-----------|-----------|----------|-----------|----------|--------------|
| Gomez | 7-9 | 0-0 | 0-0 | 5 | 14 | 0 | 4 | 3 | 1 25 |
| Wheaton | 0-0 | 0-0 | 0-0 | 0 | 0 | 0 | 0 | 0 | 0 1 |
| Davis | 4-7 | 0-0 | 11-15 | 7 | 19 | 0 | 1 | 0 | 0 27 |
| Moore | 1-9 | 0-4 | 0-0 | 0 | 2 | 1 | 2 | 0 | 1 26 |
| Williams | 2-7 | 1-1 | 0-2 | 1 | 5 | 1 | 4 | 0 | 0 27 |
| Stith | 1-2 | 0-0 | 6-8 | 4 | 8 | 6 | 2 | 0 | 1 29 |
| Garcia | 1-6 | 0-3 | 0-0 | 4 | 2 | 0 | 5 | 0 | 1 29 |
| Castine | 3-5 | 0-0 | 2-2 | 4 | 8 | 0 | 0 | 0 | 0 12 |
| Tatarunas | 2-2 | 0-0 | 0-0 | 0 | 4 | 1 | 1 | 0 | 1 11 |
| Puckett | 1-3 | 0-1 | 1-2 | 0 | 3 | 0 | 3 | 0 | 3 13 |
| TEAM | | | | 2 | | | | | |
| Totals | 22-50 | 1-9 | 20-29 | 27 | 65 | 9 | 22 | 3 | 8 200 |

Game #28

Tulsa 67
Memphis (#4/3) 78

Feb. 25, 2006 • FedExForum • Memphis, Tenn.

| Tulsa | FG-A | 3P-A | FT-A | RB | TP | A | TO | B | S | Min |
|---------------|--------------|-------------|--------------|-----------|-----------|-----------|-----------|----------|----------|------------|
| Crow | 4-13 | 1-4 | 2-3 | 3 | 11 | 2 | 0 | 0 | 0 | 27 |
| Ramsdell | 4-12 | 0-5 | 0-0 | 10 | 8 | 2 | 4 | 0 | 1 | 32 |
| Mitchell | 1-5 | 0-0 | 0-0 | 0 | 2 | 0 | 1 | 0 | 0 | 19 |
| Wallace | 1-4 | 0-3 | 3-3 | 2 | 5 | 1 | 0 | 0 | 0 | 20 |
| McDade | 3-7 | 2-3 | 6-6 | 5 | 14 | 5 | 1 | 0 | 4 | 31 |
| James | 2-4 | 2-2 | 2-2 | 0 | 8 | 2 | 3 | 0 | 0 | 11 |
| Wheatley | 0-1 | 0-0 | 0-0 | 2 | 0 | 0 | 0 | 0 | 0 | 12 |
| Price | 3-8 | 0-0 | 3-6 | 6 | 9 | 2 | 0 | 1 | 0 | 21 |
| Reese | 4-8 | 0-0 | 2-2 | 3 | 10 | 0 | 1 | 0 | 1 | 27 |
| TEAM | | | | 6 | | | 1 | | | |
| Totals | 22-62 | 5-17 | 18-22 | 37 | 67 | 14 | 11 | 1 | 6 | 200 |

| Memphis | FG-A | 3P-A | FT-A | RB | TP | A | TO | B | S | Min |
|---------------|--------------|-------------|--------------|-----------|-----------|-----------|-----------|----------|----------|------------|
| Williams, S. | 7-17 | 2-7 | 5-8 | 8 | 21 | 1 | 0 | 2 | 2 | 34 |
| Carney | 6-14 | 2-7 | 6-10 | 6 | 20 | 1 | 1 | 2 | 0 | 30 |
| Dorsey | 1-3 | 0-0 | 0-0 | 10 | 2 | 2 | 0 | 3 | 1 | 22 |
| D.-Roberts | 1-2 | 0-0 | 4-4 | 2 | 6 | 2 | 1 | 0 | 0 | 28 |
| Washington | 4-8 | 1-3 | 4-9 | 4 | 13 | 2 | 6 | 0 | 1 | 30 |
| Williams, W. | 0-0 | 0-0 | 0-0 | 0 | 0 | 0 | 0 | 0 | 0 | 2 |
| Dozier | 0-0 | 0-0 | 0-0 | 4 | 0 | 0 | 0 | 2 | 1 | 14 |
| Anderson | 2-6 | 1-3 | 4-4 | 4 | 9 | 1 | 1 | 0 | 1 | 18 |
| Allen | 1-3 | 0-2 | 1-4 | 1 | 3 | 4 | 2 | 0 | 0 | 15 |
| Cooper | 1-1 | 0-0 | 2-2 | 3 | 4 | 0 | 0 | 0 | 0 | 7 |
| TEAM | | | | 0 | | | | | | |
| Totals | 23-54 | 6-22 | 26-41 | 42 | 78 | 13 | 11 | 9 | 6 | 200 |

Tulsa 37 30 — 67
 Memphis 42 36 — 78

Officials: Pyatt, Maracich, Burgess
 Attendance: 17,658

Game #29


Memphis (#3/3) 74
UAB 80

Mar. 2, 2006 • Bartow Arena • Birmingham, Ala.

| Memphis | FG-A | 3P-A | FT-A | RB | TP | A | TO | B | S | Min |
|---------------|--------------|-------------|--------------|-----------|-----------|----------|-----------|----------|-----------|------------|
| Williams, S. | 2-9 | 1-3 | 0-2 | 2 | 5 | 0 | 2 | 2 | 0 | 24 |
| Carney | 5-14 | 2-8 | 4-4 | 7 | 16 | 2 | 3 | 0 | 1 | 34 |
| Dorsey | 5-7 | 0-0 | 1-2 | 16 | 11 | 0 | 0 | 2 | 0 | 32 |
| D.-Roberts | 2-6 | 0-0 | 2-4 | 4 | 6 | 1 | 2 | 0 | 1 | 19 |
| Washington | 4-14 | 3-9 | 6-6 | 5 | 17 | 0 | 6 | 0 | 2 | 29 |
| Williams, W. | 0-0 | 0-0 | 0-0 | 0 | 0 | 0 | 0 | 0 | 0 | 1 |
| Dozier | 1-4 | 0-1 | 4-5 | 1 | 6 | 0 | 0 | 2 | 1 | 16 |
| Anderson | 3-6 | 2-5 | 1-2 | 2 | 9 | 4 | 2 | 0 | 5 | 27 |
| Allen | 0-2 | 0-1 | 0-0 | 2 | 0 | 2 | 2 | 0 | 0 | 11 |
| Cooper | 2-4 | 0-0 | 0-0 | 3 | 4 | 0 | 0 | 0 | 0 | 7 |
| TEAM | | | | 4 | | | | | | |
| Totals | 24-66 | 8-27 | 18-25 | 46 | 74 | 9 | 17 | 6 | 10 | 200 |

| UAB | FG-A | 3P-A | FT-A | RB | TP | A | TO | B | S | Min |
|---------------|--------------|-------------|--------------|-----------|-----------|-----------|-----------|----------|-----------|------------|
| Holmes | 5-8 | 0-0 | 4-6 | 4 | 14 | 1 | 0 | 0 | 1 | 30 |
| Kinnard | 1-2 | 0-1 | 1-2 | 2 | 3 | 0 | 4 | 1 | 0 | 9 |
| Johnson | 3-6 | 2-3 | 2-4 | 6 | 10 | 5 | 6 | 0 | 2 | 37 |
| McDonald | 5-15 | 3-10 | 4-4 | 1 | 17 | 1 | 1 | 0 | 2 | 31 |
| Broom | 0-2 | 0-1 | 0-0 | 1 | 0 | 0 | 1 | 0 | 1 | 6 |
| Gibbs | 1-2 | 1-1 | 3-4 | 1 | 6 | 0 | 0 | 0 | 0 | 8 |
| Delaney | 3-6 | 0-0 | 5-5 | 6 | 11 | 3 | 0 | 0 | 2 | 30 |
| Mukubu | 6-11 | 0-2 | 0-5 | 6 | 12 | 1 | 1 | 0 | 2 | 29 |
| Jones | 1-3 | 0-1 | 0-0 | 1 | 2 | 0 | 0 | 0 | 1 | 10 |
| Tobias | 2-5 | 0-0 | 1-1 | 3 | 5 | 0 | 2 | 1 | 1 | 10 |
| TEAM | | | | 9 | | | | | | |
| Totals | 27-60 | 6-19 | 20-31 | 40 | 80 | 11 | 16 | 2 | 12 | 200 |

Memphis 40 34 — 74
 UAB 46 34 — 80
 Officials: Hightower, Welmer, Hillary
 Attendance: 8,500



Joey Dorsey came alive in the Conference USA Tournament. He averaged 7.0 points and 9.3 rebounds in the three games in helping lead the Tigers to the title. In the championship game, Dorsey posted a double-double of 10 points and 12 boards. He was named to the C-USA All-Tournament Team.

Game #30

Houston 62
Memphis (#3/3) 69

Mar. 4, 2006 • FedExForum • Memphis, Tenn.

| Houston | FG-A | 3P-A | FT-A | RB | TP | A | TO | B | S | Min |
|---------------|--------------|-------------|--------------|-----------|-----------|-----------|-----------|----------|-----------|------------|
| Thorpe | 8-14 | 4-5 | 5-6 | 9 | 25 | 2 | 3 | 1 | 3 | 38 |
| Dyer | 4-14 | 3-10 | 0-1 | 10 | 11 | 1 | 1 | 0 | 1 | 30 |
| Latham | 2-6 | 0-3 | 0-3 | 2 | 4 | 3 | 2 | 0 | 0 | 32 |
| Lafayette | 1-7 | 0-4 | 0-0 | 2 | 2 | 1 | 0 | 0 | 3 | 22 |
| Smith | 3-11 | 0-3 | 3-3 | 2 | 9 | 3 | 4 | 0 | 3 | 22 |
| Lawson | 2-8 | 0-1 | 7-10 | 1 | 11 | 1 | 1 | 0 | 0 | 32 |
| Martin | 0-0 | 0-0 | 0-2 | 1 | 0 | 0 | 1 | 0 | 0 | 4 |
| de Randamie | 0-1 | 0-0 | 0-0 | 2 | 0 | 0 | 0 | 1 | 0 | 4 |
| Anderson | 0-0 | 0-0 | 0-0 | 1 | 0 | 0 | 0 | 0 | 0 | 3 |
| Bloom | 0-0 | 0-0 | 0-0 | 0 | 0 | 0 | 0 | 0 | 0 | 2 |
| Brannon | 0-0 | 0-0 | 0-0 | 3 | 0 | 0 | 1 | 0 | 1 | 11 |
| TEAM | | | | 4 | | | 1 | | | |
| Totals | 20-61 | 7-26 | 15-25 | 37 | 62 | 11 | 14 | 2 | 11 | 200 |

| Memphis | FG-A | 3P-A | FT-A | RB | TP | A | TO | B | S | Min |
|---------------|--------------|-------------|--------------|-----------|-----------|-----------|-----------|-----------|----------|------------|
| Williams, W. | 0-0 | 0-0 | 0-0 | 1 | 0 | 0 | 0 | 0 | 0 | 5 |
| Williams, S. | 4-10 | 2-5 | 3-4 | 8 | 13 | 1 | 5 | 3 | 0 | 29 |
| Carney | 5-9 | 3-7 | 4-4 | 7 | 17 | 1 | 1 | 3 | 0 | 34 |
| D.-Roberts | 1-3 | 0-0 | 6-9 | 2 | 8 | 3 | 1 | 2 | 2 | 23 |
| Washington | 3-12 | 1-4 | 5-5 | 1 | 12 | 3 | 3 | 0 | 0 | 31 |
| Wade | 0-0 | 0-0 | 0-0 | 0 | 0 | 0 | 0 | 0 | 0 | 0+ |
| Dozier | 1-2 | 0-1 | 2-4 | 5 | 4 | 1 | 1 | 1 | 0 | 18 |
| Anderson | 1-4 | 0-1 | 2-2 | 5 | 4 | 2 | 4 | 0 | 0 | 24 |
| Allen | 0-1 | 0-0 | 1-2 | 0 | 1 | 0 | 2 | 0 | 1 | 8 |
| Dorsey | 4-4 | 0-0 | 0-4 | 5 | 8 | 1 | 2 | 0 | 0 | 19 |
| Cooper | 1-4 | 0-0 | 0-0 | 4 | 2 | 0 | 1 | 1 | 0 | 9 |
| TEAM | | | | 3 | | | | | | |
| Totals | 20-49 | 6-18 | 23-34 | 41 | 69 | 12 | 20 | 10 | 3 | 200 |

Houston 32 30 — 62
 Memphis 30 39 — 69
 Officials: O'Neill, Shaw, Pyatt; Attendance: 17,061

Game #31

Tulane 56
Memphis (#5/5) 75

C-USA Tour. Qtrs. • Mar. 8, 2006 • FedExForum • Memphis, Tenn.

| Tulane | FG-A | 3P-A | FT-A | RB | TP | A | TO | B | S | Min |
|---------------|--------------|-------------|------------|-----------|-----------|-----------|-----------|----------|----------|------------|
| Stith | 4-5 | 2-2 | 0-0 | 5 | 10 | 3 | 2 | 1 | 1 | 35 |
| Gomez | 2-11 | 0-1 | 0-1 | 5 | 4 | 1 | 6 | 1 | 0 | 21 |
| Davis | 7-12 | 0-1 | 5-6 | 8 | 19 | 2 | 4 | 1 | 0 | 32 |
| Moore | 7-13 | 5-8 | 2-2 | 9 | 21 | 0 | 4 | 0 | 2 | 38 |
| Williams | 0-1 | 0-0 | 0-0 | 2 | 0 | 0 | 4 | 0 | 0 | 14 |
| Garcia | 0-2 | 0-2 | 0-0 | 1 | 0 | 8 | 3 | 0 | 2 | 28 |
| Castine | 0-2 | 0-0 | 0-0 | 1 | 0 | 0 | 0 | 1 | 0 | 8 |
| Wheaton | 0-2 | 0-1 | 0-0 | 1 | 0 | 0 | 1 | 0 | 0 | 9 |
| Puckett | 1-2 | 0-1 | 0-0 | 3 | 2 | 1 | 2 | 0 | 0 | 15 |
| TEAM | | | | 0 | | | 1 | | | |
| Totals | 21-50 | 7-16 | 7-9 | 35 | 56 | 15 | 27 | 4 | 5 | 200 |

| Memphis | FG-A | 3P-A | FT-A | RB | TP | A | TO | B | S | Min |
|---------------|--------------|--------------|--------------|-----------|-----------|-----------|-----------|----------|-----------|------------|
| Williams, S. | 5-10 | 3-7 | 0-0 | 4 | 13 | 2 | 2 | 0 | 1 | 30 |
| Carney | 5-13 | 2-6 | 6-7 | 5 | 18 | 2 | 1 | 1 | 1 | 26 |
| Dorsey | 1-2 | 0-0 | 0-2 | 7 | 2 | 1 | 2 | 0 | 3 | 11 |
| D.-Roberts | 1-1 | 0-0 | 0-0 | 0 | 2 | 0 | 0 | 0 | 0 | 0+ |
| Washington | 5-10 | 5-7 | 0-0 | 0 | 15 | 2 | 2 | 0 | 1 | 26 |
| Wade | 0-1 | 0-0 | 0-0 | 1 | 0 | 0 | 1 | 0 | 0 | 4 |
| Williams, W. | 1-3 | 0-0 | 0-0 | 2 | 2 | 0 | 1 | 1 | 1 | 11 |
| Dozier | 3-7 | 0-0 | 2-2 | 8 | 8 | 1 | 2 | 2 | 0 | 21 |
| McGrady | 0-0 | 0-0 | 0-0 | 0 | 0 | 0 | 0 | 0 | 0 | 2 |
| Anderson | 2-7 | 0-4 | 1-2 | 5 | 5 | 2 | 2 | 1 | 4 | 33 |
| Allen | 2-4 | 1-2 | 0-2 | 1 | 5 | 2 | 0 | 0 | 1 | 17 |
| Long | 0-1 | 0-0 | 0-0 | 0 | 0 | 0 | 0 | 0 | 0 | 2 |
| Sandridge | 0-2 | 0-2 | 0-0 | 0 | 0 | 0 | 0 | 0 | 1 | 4 |
| Cooper | 2-4 | 0-0 | 1-2 | 4 | 5 | 1 | 1 | 0 | 0 | 13 |
| TEAM | | | | 1 | | | | | | |
| Totals | 27-65 | 11-28 | 10-17 | 38 | 75 | 13 | 14 | 5 | 13 | 200 |

Tulane 19 37 — 56
 Memphis 47 28 — 75

Officials: Hartzell, Lusk, Mathis; Attendance: 11,343

Game #32

Houston 54
Memphis (#5/5) 68

C-USA Tour. Semis • Mar. 9, 2006 • FedExForum • Memphis, Tenn.

| Houston | FG-A | 3P-A | FT-A | RB | TP | A | TO | B | S | Min |
|---------------|--------------|-------------|--------------|-----------|-----------|----------|-----------|----------|-----------|------------|
| Thorpe | 0-7 | 0-5 | 2-2 | 4 | 2 | 1 | 3 | 0 | 1 | 32 |
| Dyer | 3-12 | 3-11 | 3-4 | 9 | 12 | 0 | 0 | 0 | 2 | 36 |
| Latham | 0-2 | 0-1 | 0-0 | 2 | 0 | 2 | 2 | 0 | 2 | 29 |
| Lafayette | 4-14 | 2-7 | 10-10 | 5 | 20 | 0 | 2 | 0 | 5 | 33 |
| Smith | 3-12 | 2-7 | 4-4 | 1 | 12 | 2 | 4 | 0 | 0 | 37 |
| Brannon | 0-0 | 0-0 | 0-0 | 1 | 0 | 0 | 0 | 0 | 0 | 1 |
| Lawson | 2-5 | 0-2 | 0-0 | 3 | 4 | 0 | 0 | 0 | 0 | 22 |
| Martin | 1-1 | 0-0 | 0-0 | 0 | 2 | 0 | 0 | 0 | 0 | 1 |
| de Randamie | 0-0 | 0-0 | 0-0 | 0 | 0 | 0 | 0 | 0 | 0 | 2 |
| Lyons | 0-0 | 0-0 | 0-0 | 0 | 0 | 0 | 0 | 0 | 0 | 1 |
| Anderson | 1-2 | 0-0 | 0-0 | 1 | 2 | 0 | 2 | 0 | 0 | 4 |
| Bloom | 0-0 | 0-0 | 0-0 | 0 | 0 | 0 | 0 | 0 | 0 | 1 |
| Adeife | 0-0 | 0-0 | 0-0 | 0 | 0 | 0 | 0 | 0 | 0 | 1 |
| TEAM | | | | 3 | | | | | | |
| Totals | 14-55 | 7-33 | 19-20 | 29 | 54 | 5 | 13 | 0 | 10 | 200 |

| Memphis | FG-A | 3P-A | FT-A | RB | TP | A | TO | B | S | Min |
|--------------|------|------|------|----|----|---|----|---|-----|-----|
| Williams, S. | 6-13 | 2-4 | 9-10 | 8 | 23 | 1 | 3 | 1 | 4 | 32 |
| Carney | 7-10 | 3-3 | 0-0 | 3 | 17 | 0 | 0 | 4 | 0</ | |



Rodney Carney

- The No. 3 all-time scorer in Memphis basketball history with 1,901 points
- Holds the school's career three-pointers made record with 287 treys
- Played in 133 career games, second-most in Tiger basketball history
- Among Conference USA career leaders, is No. 4 in scoring and No. 3 in three-pointers made
- All-America second team selection by Associated Press, *Sports Illustrated*, U.S. Basketball Writers Association (USBWA), National Association of Basketball Coaches (NABC)
- All-America third team pick by Rivals.com and collegehoopsnet.com
- Named to collegeinsider.com All-America team and Defensive All-America team
- Conference USA Player of the Year
- Conference USA All-Tournament Team pick
- Named to the All-Conference USA first team
- A finalist for three National Player of the Year honors (Naismith Award, Oscar Robertson Trophy, Adolph F. Rupp Trophy)
- NABC All-District 7 first team and USBWA All-District 4 team
- Participated in the College Basketball Slam Dunk Championships at the 2006 NCAA Final Four in Indianapolis (advanced to the semifinals)



Simplice Njoya

- Earned his bachelor's degree in International Business in August of 2005
- Transferred to Memphis from Duquesne prior to the 2003-04 season
- Had to sit out the 2003-04 season due to NCAA transfer rule
- During time at Memphis, played in 41 career games and started one
- Averaged 0.8 points and 1.1 rebounds in his two-year career at Memphis
- Shot 52.6 percent from the field and 65 percent from the free throw line
- Saw action in 10 games as a senior in 2005-06
- Grabbed a season-high three boards in the Tigers' 94-61 win over UCF
- Played in 31 games as a junior in 2004-05, averaging 1.0 points and 1.1 rebounds
- Made his biggest contribution when he hit 9-of-10 free throws to help the Tigers to a win over USF in Tampa
- Recorded career highs (at Memphis only) for points (9), rebounds (5), free throws made (9), free throws attempted (10) and minutes played (21) vs. USF
- Hit all nine free throws in the final 6:47 of the game
- Blocked a career-high three shots vs. Louisiana Tech in 2004-05



Waki Williams

- Earned his bachelor's degree in University College/Sports in Community and African-American Focus
- Transferred to Memphis from Mt. San Jacinto (Calif.) Community College prior to the 2004-05 campaign
- Missed the first half of the 2004-05 season recovering from knee surgery
- Played in 59 career games and started two
- Scored 145 points (2.5 ppg) and grabbed 105 rebounds (1.8 rpg) in his two-year career
- A member of Memphis squads that played in the 2005 NIT (advanced to semifinals) and 2006 NCAA Tournament (advanced to Elite Eight)
- Made his first start of the 2005-06 season on Senior Night against Houston
- Made a career-high three steals against Tulane
- Grabbed a season-high six rebounds against Southern Miss (2nd game)
- Scored a career-high 15 points against UCF, shooting 5-for-8 from the field and hitting his first career trey
- Scored six points on a perfect 3-of-3 performance from the field against Jackson State in 11 minutes
- Had break-out game of collegiate career vs. Tulane in 2004-05 when he had 13 points and a career-high eight rebound



Darius Washington

- Scored 1,054 points in his first two seasons at Memphis
- Became the 41st player in Memphis basketball history to score 1,000 points in a career
- Is No. 34 on the Tiger all-time scoring list with his 1,054 points
- Ranked on the Memphis career charts for three-pointers made (No. 10 with 92) and three-point field goal percentage (No. 4 at 37.6 percent)
- Started all 73 games in which he played in his Memphis career
- Had 254 assists and 104 steals in his two seasons
- Grabbed 235 career rebounds (3.2 average) from his guard spot
- Associated Press All-America honorable mention pick
- Named to the NCAA Tournament All-Regional (Oakland) Team
- A Bob Cousy Award finalist (one of 16 finalists from NCAA Divisions I, II, III) for the nation's top point guard
- Named to the All-Conference USA first team
- Selected a Naismith Award mid-season candidate
- A Wooden Award preseason candidate
- NABC All-District 7 second team
- Scored a season-high 26 points vs. UAB
- Posted first career double-double vs. Gonzaga with 22 points and 10 assists (career high)



Shawne Williams

- *The Sporting News* National Freshman All-America Team
- CollegeInsider.com National Freshman All-America Team
- Rivals.com National Freshman All-America second team
- CollegeHoops.net National Freshman All-America third team
- Conference USA Freshman of the Year
- Named to the All-Conference USA third team and Conference USA All-Freshman Team
- Selected Conference USA Tournament MVP
- Scored 474 points in his freshman campaign
- Had 26 double-figure scoring games
- Ranked among Conference USA leaders in scoring (11th), rebounding (7th), free throw percentage (4th) and blocked shots (4th)
- Posted five double-doubles (21-10 vs. Lamar, 14-11 vs. Gonzaga, 13-12 vs. East Carolina, 21-14 vs. Tennessee, 10-12 vs. UAB)
- Averaged 18.0 points with 6.7 rebounds in the C-USA Tournament (3 games)
- Scored 18 points with eight rebounds in the C-USA Championship against UAB after a 23-point, eight-rebound performance against Houston in the semifinals
- Scored a career-high 26 points vs. UCLA in the NIT Season Tip-Off semifinals
- Grabbed a career-high 14 rebounds vs. Tennessee

